



North Carolina State Government Fee Report

Fiscal Year 2019-20

Compiled by:

Office of State Budget and Management
Office of the Governor

July 2021

CONTENTS

PURPOSE.....	3
PROCESS	3
LOCATION OF FINAL COMPILED DATA.....	3
DATA DEFINITIONS.....	4
FEE TYPE MAPPING	6
EXCLUDED DATA	7
HISTORICAL INFORMATION - AGENCY CHANGES.....	7
VISUALIZATION - AMOUNT COLLECTED BY FEE TYPE.....	8
VISUALIZATION - AMOUNT COLLECTED BY DEPARTMENT.....	9
VISUALIZATION - AMOUNT COLLECTED BY ORGANIZATION TYPE.....	10
VISUALIZATION - AMOUNTS COLLECTED - 5 YEAR COMPARISON.....	11
VISUALIZATION - UNIVERSITY AUXILIARY SALES - 5 YEAR COMPARISON.....	12

PURPOSE

North Carolina General Statute 143C-9-4 mandates that state organizations submit a complete report of all funds received for the use of a property, the provision of a service, or the exercise of a regulated privilege.

For the purpose of this summary document, the term “agency” will refer to any of these types of organizations: state agencies, universities boards, or commissions.

§ 143C-9-4. Biennial fee report.

The Office of State Budget and Management shall prepare a report biennially on the fees charged by each State department, bureau, division, board, commission, institution, and agency **during the previous two fiscal years**. The report shall include the statutory or regulatory authority for each fee, the amount of the fee, when the amount of the fee was last changed, the number of times the fee was collected during the prior fiscal year, and the total receipts from the fee during the prior fiscal year. (2006-203, s. 3; 2007-323, s. 6.3.)

The Fee Report is currently compiled annually, as it is easier for agencies to provide data for the most recent fiscal year.

PROCESS

Fee Collection data for fiscal year 2019-20 is listed in the accompanying Excel data file (see the Data Definitions section below for a description of each column in the spreadsheet).

To compile the report, a data query is pulled from the North Carolina Accounting System (NCAS) by Budget Code, Fund Code and Account Code. Agencies are asked to inspect the data and add additional fields to describe each Fee. In some cases, multiple Fees are held within the same Budget Code / Fund Code / Account Code combination and must be split out.

Only a small number of Boards and Commissions use the NCAS system for their accounting. Boards and Commissions that do not report to NCAS have been assigned comparable Budget Codes, Account Codes and Fund Codes to assist with roll-up reporting and analysis.

Fees without an amount or number of collections are generally accompanied with a comment explaining the absence of information.

For additional information about any fee listed, please contact the Agency directly.

LOCATION OF FINAL COMPILED DATA

Fee Report data is posted in MS Excel format on the OSBM website:
<https://www.osbm.nc.gov/stewardship-services/fee-reports>

Excel provides the ability to filter, sort, summarize and combine the data with other data for deeper analysis.

DATA DEFINITIONS

- The following definitions apply for fees collected during fiscal year 2019-20
- These columns are shown in the collected report in the accompanying Excel data file

Data Field	Description
Organization Type	Organization Type is a broad category that indicates if the Fee is collected by an Agency, University or Board/Commission.
Organization	<p>The Organization is one of the following:</p> <ul style="list-style-type: none"> • The specific agency name • University of North Carolina (the high-level rollup for all universities) • North Carolina Occupational Licensing Boards (the high-level rollup for all Boards and Commissions)
Division or Campus	<p>Within the Organization, if there is an independently operating organization, it will be listed in the Division or Campus field.</p> <p>Examples: specific campuses in the University of North Carolina system, specific boards and commissions, large organization units within the Dept. of Health and Human Services or Department of Transportation.</p>
Number Collected	The total number of collections for the fee during the fiscal year.
Amount Collected	<p>The total dollar amount of revenues collected for the fee during the fiscal year.</p> <p>Agencies are provided with the \$ amount as reported through the North Carolina Accounting System (NCAS) as a starting point for the preparation of the report. Agencies may correct or split out the amounts based on the specific Fee situation.</p>
Budget Code	<p>A 5-digit identifier that indicates the Budget account for the fee.</p> <p>Boards and Commissions that do not report to NCAS have been assigned a comparable Budget Code to assist with roll-up reporting and analysis.</p>
Fund Code	<p>A 4-digit identifier that indicates the Fund account for the fee.</p> <p>Boards and Commissions that do not report to NCAS have been assigned a comparable Fee Code to assist with roll-up reporting and analysis.</p>
Fund Title	The descriptive Fund Title associated with the Fund Code
Account Code	<p>A 9-digit identifier that indicates the Account associated with the fee.</p> <p>NCAS holds accounts at both a 5-digit and 9-digit level. To assist with roll-up reporting and analysis, all Account Codes have been converted to 9-digits.</p>

Data Field	Description
	Boards and Commissions that do not report to NCAS have been assigned a comparable Account Code to assist with roll-up reporting and analysis.
Account Title	The descriptive Account Title associated with the Account Code
Fee Type	To create a rollup for easier reporting and analysis, Fees are mapped into a Fee Type category based on a range of NCAS Account Codes. Please see the mapping chart in the 'Fee Type' section of this document.
Fee Title	The title and/or the description of the fee being charged. Fees represent funds received during the fiscal year for the use of a property, the provision of a service, or the exercise of a regulated privilege.
Fee – Lowest Rate	Some Fees have a range of costs. This field represents the lowest fee in the range that is in effect on the last day of the fiscal year. If a range is not used, then the Lowest Rate and Highest Rate will be the same.
Fee – Highest Rate	Some Fees have a range of costs. This field represents the highest fee in the range that is in effect on the last day of the fiscal year. If a range is not used, then the Lowest Rate and Highest Rate will be the same.
Fee is Per	While many Fees are per "item," some are collected according to another counting methodology. Examples: per hour, per page, per site, per credit hour, per square foot, etc.
Frequency	Represents how often the fee is collected. Some fees are only collected on demand ("per occurrence") while others occur according to a regular collection schedule: daily, weekly, yearly, etc.
Date Last Changed	The date of the last change in the fee rate.
Statutory Authority	The citation from the North Carolina General Statutes that authorizes the collection of the fee.
Administrative Authority	The citation from the North Carolina Administrative Code that authorizes the collection of the fee.
Comments	Any comments added by the reporting agency to describe the fee and/or discrepancies or missing information in the collection fields.

FEE TYPE MAPPING

To create a rollup for easier reporting and analysis, Fees are mapped into a Fee Type category based on a range of NCAS Account Codes.

NCAS Account Code Range	Fee Type
434195	University/Community College Auxiliary Sales
434310	Sale of Goods or Publications
434410 - 434430	Rentals
435100	Business License Fees
435200 - 435261	Non-Business Permit/License Fees
435300	Certification Fees
435400 - 435460	Inspection/Examination Fees
435500	Fines, Penalties, and Assessment Fees
435600	Registration Fees
435700	General Admission Fees
435800 - 435850	Tuition and Fees
435900	Other Licenses, Fees, and Permits

EXCLUDED DATA

The following North Carolina Accounting System (NCAS) account codes are not in scope for this report:

- 4341#####
- 4342#####
- 434320###
- 434321###
- 434330###
- 434390###
- 434500###
- 434600###

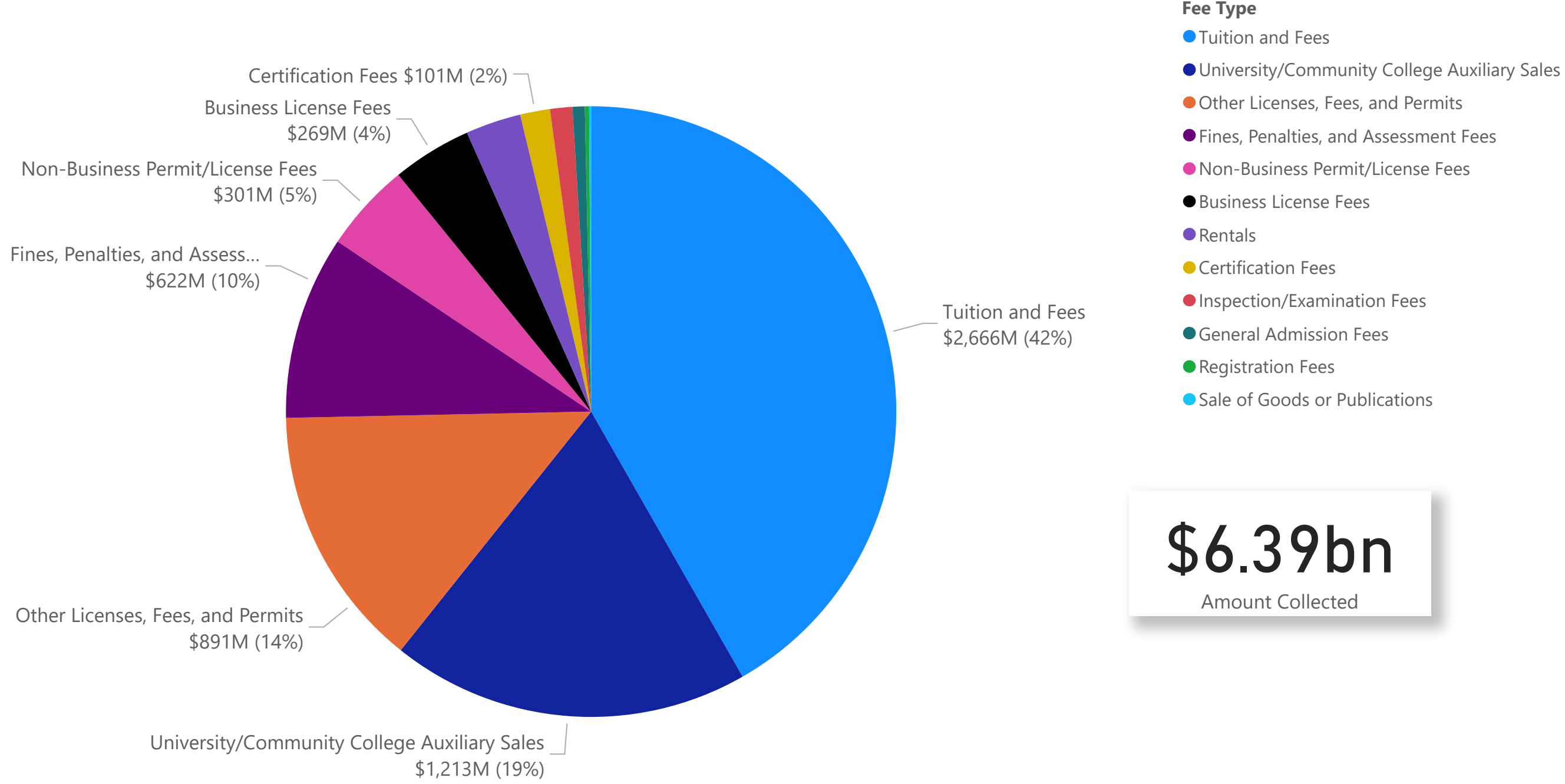
HISTORICAL INFORMATION - AGENCY CHANGES

Over time, new agencies are formed, and existing agencies consolidate or split.

The following information is listed as a reference to assist with the comparison of data from this Fee Report to previous Fee Reports.

- The Education Lottery Commission began in FY2006 and was listed as a separate agency; for 2008-09 and subsequent years, the NC Education Lottery Commission information is included with the fees collected by the Department of Commerce.
- Beginning in 2012-13, the Wildlife Resources Commission is shown separately from the Department of Environment and Natural Resources.
- The Departments of Correction and Crime Control and Public Safety were consolidated in 2012-13 into the Department of Public Safety.
- The Department of Environmental Quality was created out of the Department of Environment and Natural Resources in 2015-16.
- The Department of Natural and Cultural Resources was created from programs in the Department of Environment and Natural Resources and the Department of Cultural Resources in 2015-16.
- The Department of Military and Veterans Affairs appears for the first time in the 2015-16 Fee Report.
- The Department of Information Technology appears for the first time in the 2016-17 Fee Report.

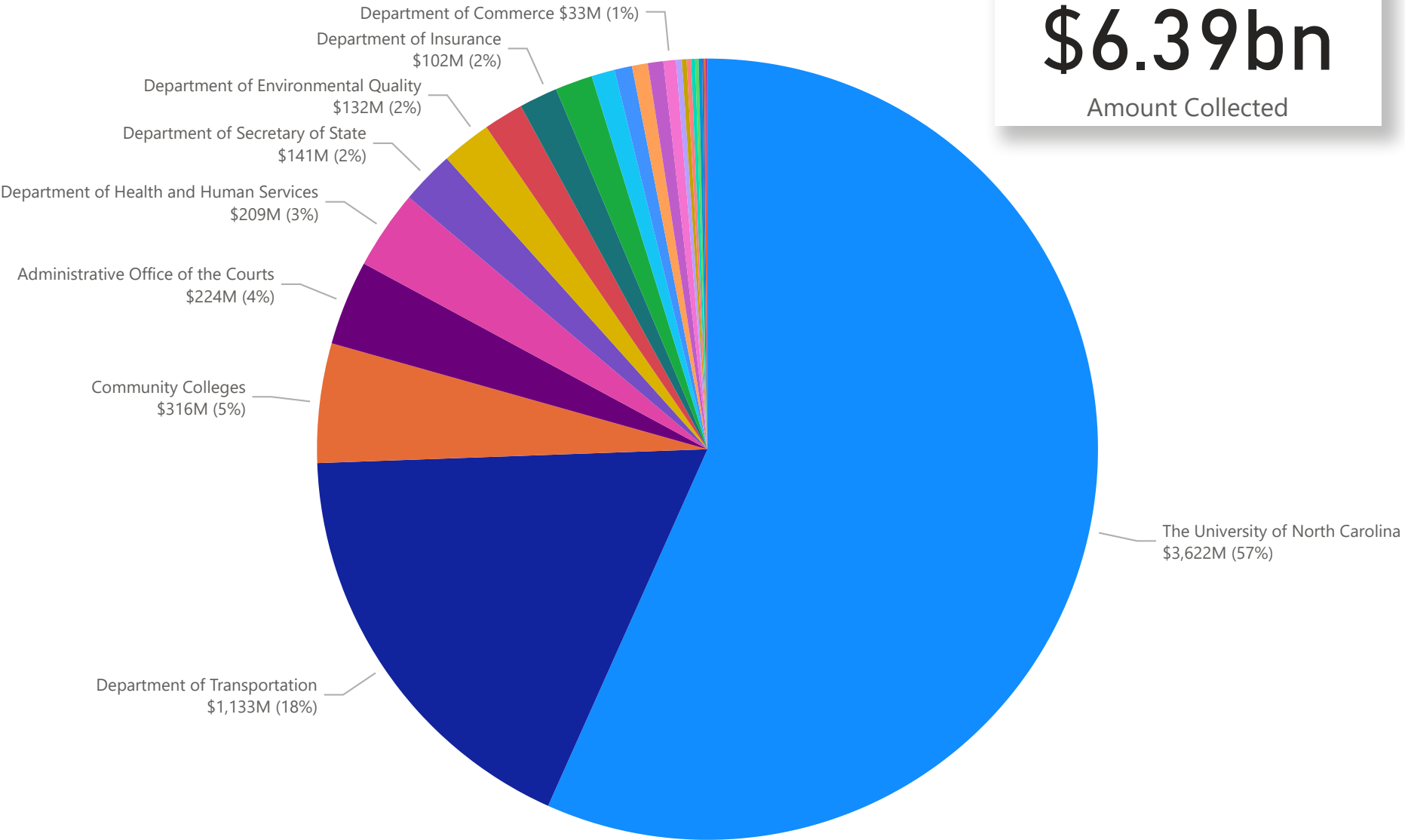
Total Amount Collected by Fee Type for Fiscal Year 2019-20



\$6.39bn
Amount Collected

Total Amount Collected by Department for Fiscal Year 2019-20

\$6.39bn
Amount Collected



- Organization**
- The University of North Carolina
 - Department of Transportation
 - Community Colleges
 - Administrative Office of the Courts
 - Department of Health and Human Services
 - Department of Secretary of State
 - Department of Environmental Quality
 - Department of Information Technology
 - Department of Insurance
 - North Carolina Occupational Licensing Boards
 - Department of Public Safety
 - Department of Agriculture and Consumer Services
 - Wildlife Resources Commission
 - Department of Natural and Cultural Resources
 - Department of Commerce
 - Department of Justice
 - Office of the Governor
 - Department of Labor
 - Department of State Treasurer
 - Department of Administration
 - Office of the State Controller
 - North Carolina Education Lottery
 - Department of Public Instruction
 - North Carolina Housing Finance Agency
 - Department of Military and Veterans Affairs

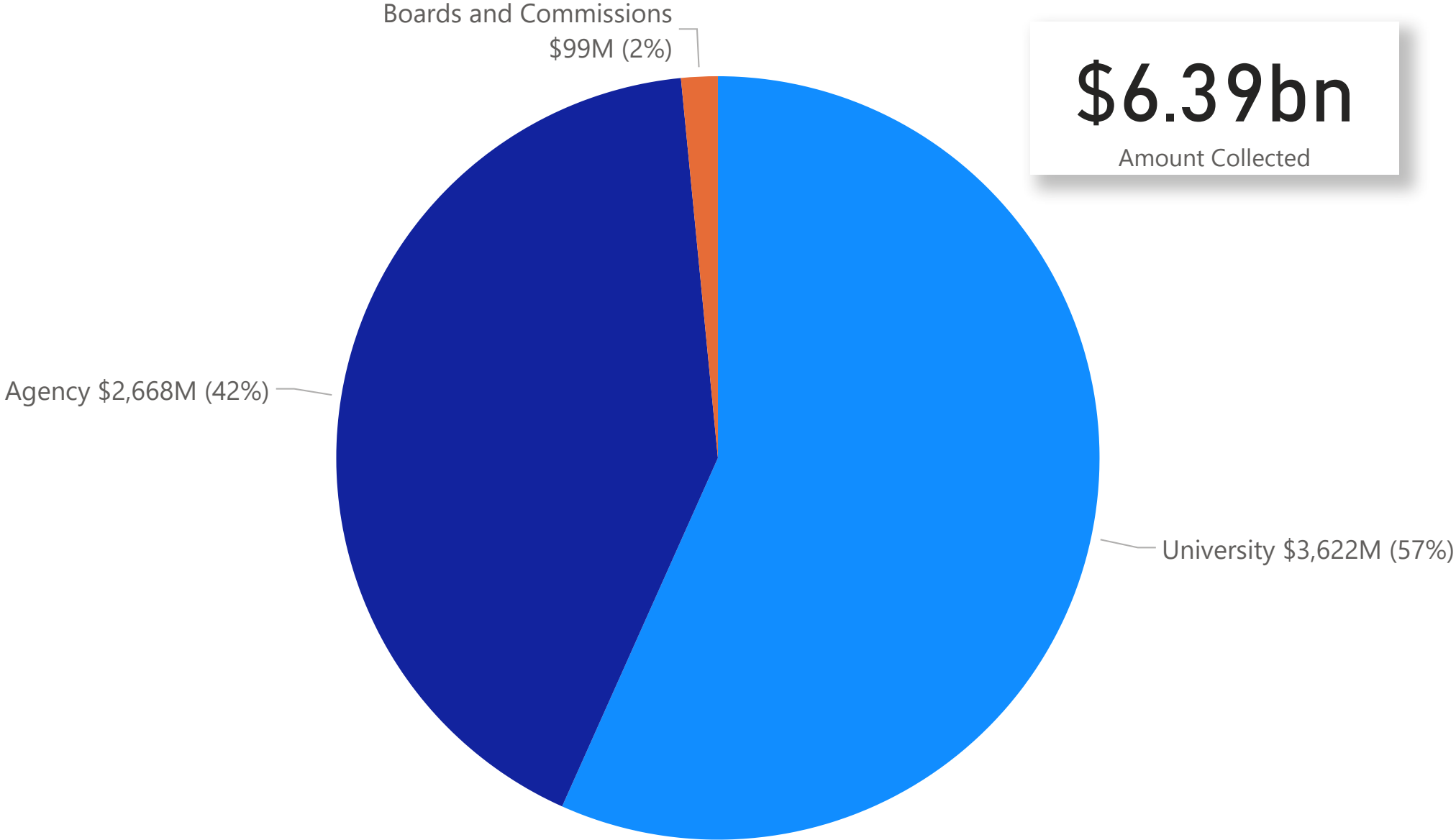


Total Amount Collected by Organization Type for Fiscal Year 2019-20

Organization Type

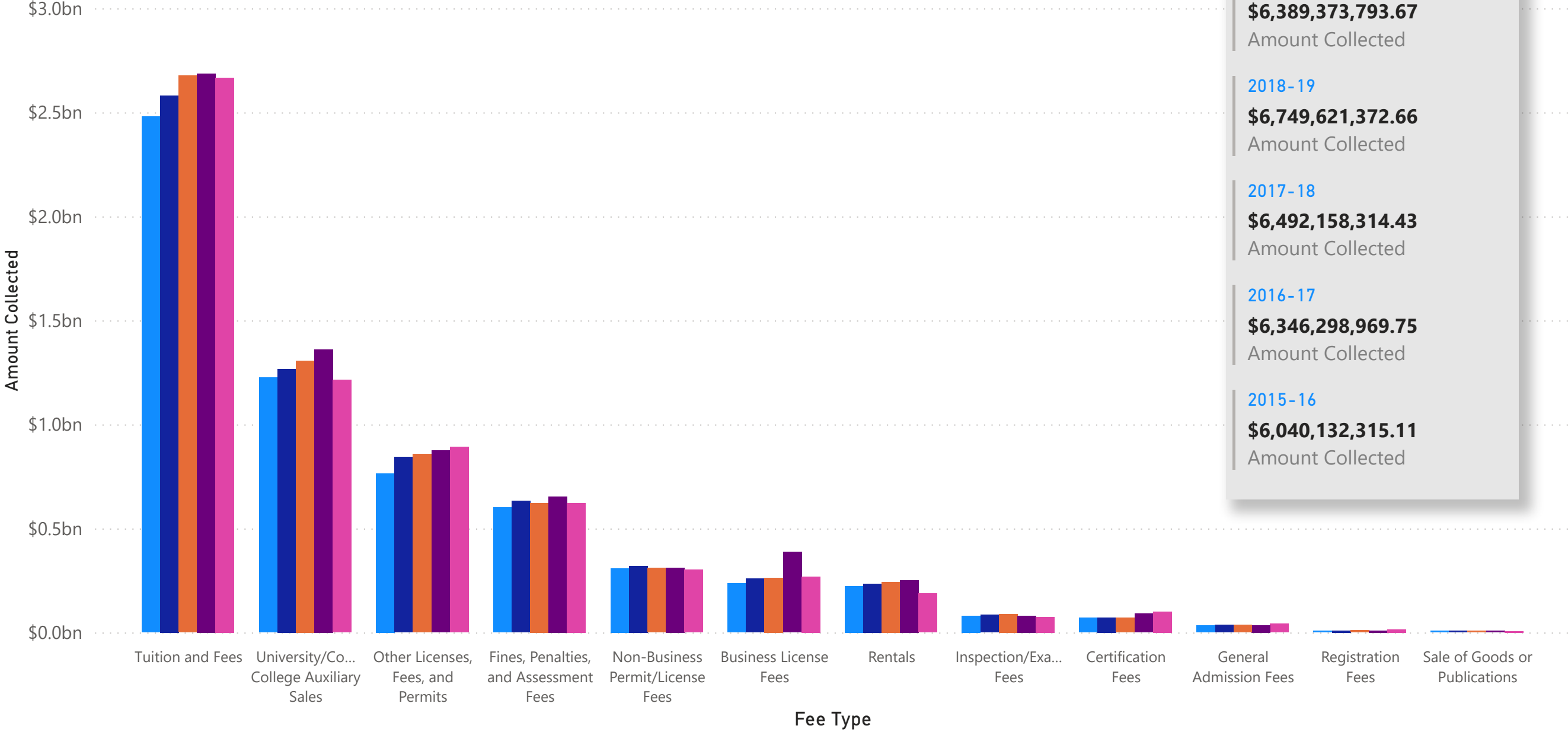
- University
- Agency
- Boards and Commissions

\$6.39bn
Amount Collected



Total Amounts Collected for All Fee Types - Last 5 Fiscal Years

Fiscal Year ● 2015-16 ● 2016-17 ● 2017-18 ● 2018-19 ● 2019-20



Totals Collected

2019-20
\$6,389,373,793.67
 Amount Collected

2018-19
\$6,749,621,372.66
 Amount Collected

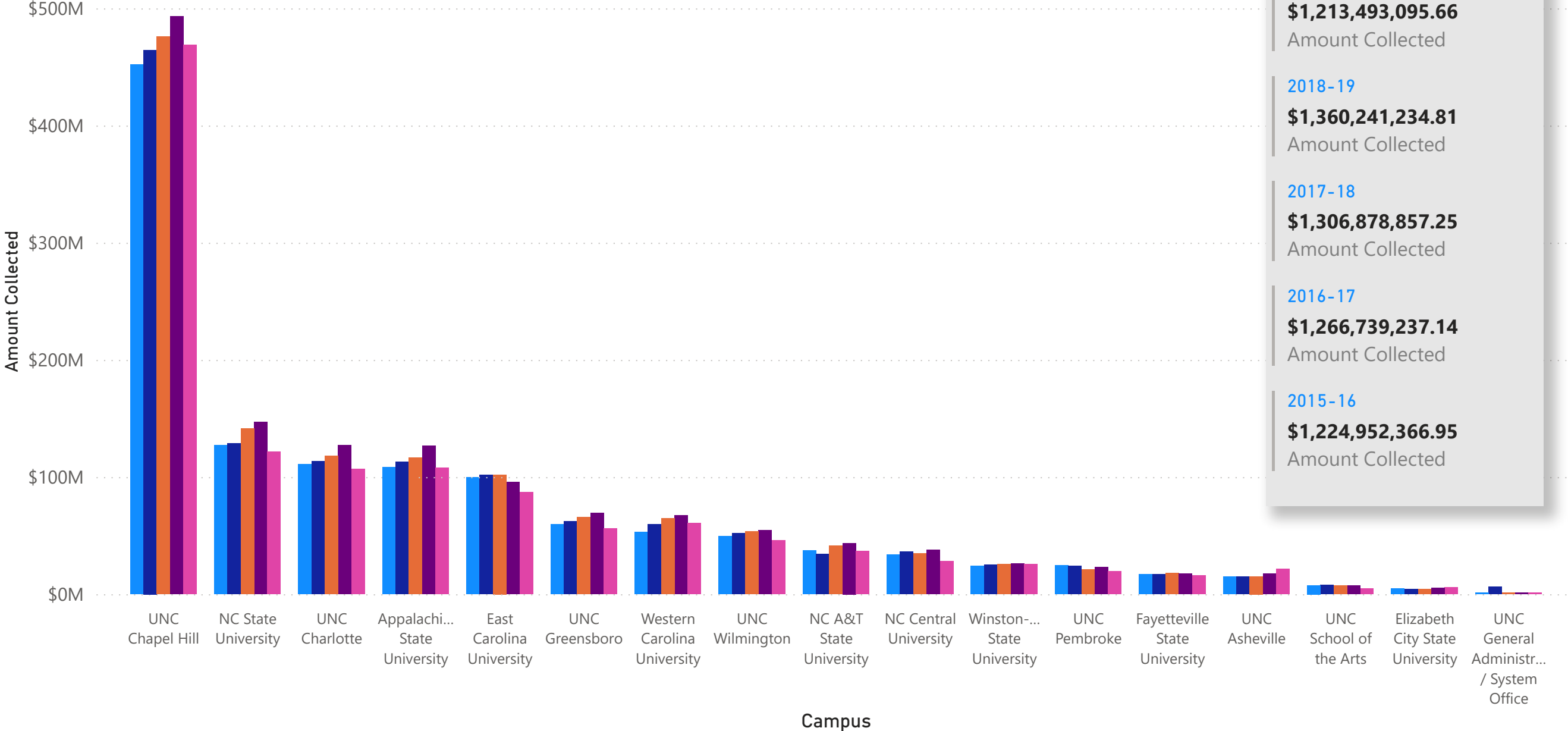
2017-18
\$6,492,158,314.43
 Amount Collected

2016-17
\$6,346,298,969.75
 Amount Collected

2015-16
\$6,040,132,315.11
 Amount Collected

University Auxiliary Sales (Account 434195) - Last 5 Fiscal Years

Fiscal Year ● 2015-16 ● 2016-17 ● 2017-18 ● 2018-19 ● 2019-20



Totals Collected

2019-20

\$1,213,493,095.66

Amount Collected

2018-19

\$1,360,241,234.81

Amount Collected

2017-18

\$1,306,878,857.25

Amount Collected

2016-17

\$1,266,739,237.14

Amount Collected

2015-16

\$1,224,952,366.95

Amount Collected