


State of North Carolina



Michael F. Easley
Governor

Recommended Continuation Budget

2005-2007

**Health and Human Services
Volume 3**

**Office of State Budget and Management
Office of the Governor
Raleigh, North Carolina
February 2005**

xxx copies of this volume were printed at a cost of \$xx.xx per copy.

Contents

Section	Page
Introduction	v
A: Mission and Fund Descriptions	A- 1
B: Budgets	
Aging, Division of	B- 57
Central Management and Support, Division of	B- 1
Child Development, Division of	B- 78
Education Services, Office of	B- 94
Facility Services, Division of	B-452
Medical Assistance, Division of	B-264
Mental Health/Developmental Disabilities/Substance Abuse Services, Division of	B-327
Public Health, Division of	B-120
Services for the Blind and Deaf/Hard of Hearing, Division of	B-302
Social Services, Division of	B-214
Vocational Rehabilitation, Division of	B-475

Introduction

The *Recommended Continuation Budget, 2005-2007* is a six-volume document that details Governor Easley's recommended fiscal plan for continuing operations of the State of North Carolina for the upcoming biennium. For publication purposes, the various departments of state government are grouped by function within the following volumes:

- Volume 1: Education
- Volume 2: General Government
- Volume 3: Health and Human Services
- Volume 4: Justice and Public Safety
- Volume 5: Natural and Economic Resources
- Volume 6: Transportation

In Sections A and B of each volume, funds are presented in numerical order within budget code. The budget codes are also ordered numerically by their last four digits, which typically represent a department or division, and then by their first digit, which represents a fund type. For example, in volume six, budget code 84210 precedes code 14222, which precedes 84290. The only exception to this order occurs where the last four digits of the budget code deviate from the usual department/division designation.

Section A provides mission statements for departments and a statement of purpose for each fund, as well as full titles for each budget code and fund code. (Mission and fund purpose statements are also included for each separate university in the UNC system, each division of the Department of Health and Human Services, and occupational licensing boards.)

Section B presents the proposed budget for each budget code and fund code, beginning with summary tables for each budget code followed by fund details for each budgeted fund within the budget code. Summaries for each budget code are listed below:

- Summary by Fund
- Summary by Account
- Position Counts, Summary by Fund
- Position Counts, Summary by Account

For each fund, "Fund Detail" presents the information termed "Worksheet I" in the budget preparation system. Tabular data in Section B are presented for 2003-04 actual amounts spent or received, 2004-05 certified and authorized amounts, and 2005-06 and 2006-07 recommended amounts.

Section A is intended both as an explanation of the operations supported by each fund as well as an index to the fiscal data in Section B. Section A page numbers for budget codes refer to the first page of the five summary tables for that code, and page numbers for fund codes refer to the first page of the fund detail table.

A summary of Governor Easley's recommended budget, including both continuation and expansion budgets, is published separately from these six volumes.

Questions about the *Recommended Continuation Budget, 2005-2007* or requests for further information may be directed to the Office of State Budget and Management, 20320 Mail Service Center, Raleigh, N.C. 27699-0320, or telephone (919) 733-7061. The document may also be downloaded from the Office of State Budget and Management web site, www.osbm.state.nc.us.

Brief Definitions

Recommended Budget

Total of continuation and expansion budgets submitted by the Governor to the General Assembly for a biennium beginning with an odd-numbered year, for example, 2005-07.

Continuation Budget

That portion of the recommended budget that maintains existing, authorized levels of recurring services in agencies for a biennium. The continuation budget is based on the current year's authorized budget; it may be adjusted through Worksheet I's for level of expenditure, inflationary increase, increase in services required, annualization of programs, reduction for nonrecurring programs, and adjustments for receipts.


Expansion Budget

That portion of the recommended budget that presents additional operating funds for expansion of existing programs, including inflationary cost for the state's share of locally-operated programs, new programs, or pilot projects; proposals to change a statutory-controlled program by redirecting funds from one program to another; onetime major equipment purchases; and continued phase-in of new programs initiated in a previous biennium.

Certified Budget	Once the state budget is approved by the General Assembly and released, the Office of State Budget and Management (OSBM) certifies the official budgets to state agencies. Agencies can then operate under the new budget. The State Budget Officer certifies the appropriations, revenue, and condition of the fund to the Office of State Controller and the State Treasurer. The certified budget reflects budget revisions that were specifically mandated by the General Assembly.
Authorized Budget	The certified budget plus revisions delegated to the Office of State Budget and Management and to agencies by the Executive Budget Act.
Fund Code	Funds (or budget centers) are established as a result of authorization by the General Assembly; changes in the accounting standards; authorizations by OSBM; and/or grant awards from federal, state, local, or private agencies, or from individuals. The fund code is a four-digit number that, with its parent budget code, uniquely identifies the fund.
Budget Code	The Office of State Budget and Management and the Office of State Controller together with the State Treasurer determine a five-digit number (budget code) for budgetary reporting. This number generally identifies major fund types and the responsible entity for reporting. The first digit is the fund type. The second and third digits are usually the department/division code. Budget codes are established for the following fund types: 0xxxx - Institutional Funds Revenue 1xxxx - General Fund 2xxxx - Special Funds 3xxxx - Federal Funds 4xxxx - Capital Project Funds 5xxxx - Enterprise Funds 6xxxx - Trust and Agency Funds 7xxxx - Service Funds 8xxxx - Highway Funds
Worksheet I	A component of the Budget Preparation System (BPS) used by state agencies to develop their budget requests for the General Assembly. Each Worksheet I report, except in the university system, has these eight columns:

- 1) Description of the expenditure or receipt
- 2) Amount actually spent or received as of June 30 of the first year (2003-04) of the current biennium (2003-05)
- 3) Amount certified by the General Assembly for the second year (2004-05) of the current biennium (2003-05). Not shown for the university system.
- 4) Amount authorized by OSBM for the expenditure or receipt during the second year (2004-05) of the current biennium (2003-05)
- 5) Amount of the recommended increase or decrease for the first year (2005-06) of the next biennium (2005-07), as compared to the current year (2004-05) in column 4
- 6) Total amount requested for the first year (2005-06) of the next biennium (2005-07)
- 7) Amount of the recommended increase or decrease for the second year (2006-07) of the next biennium (2005-07), as compared to the current year (2004-05) in column 4
- 8) Total amount requested for the second year (2006-07) of the next biennium (2005-07)

Section A



Mission and Fund Descriptions

Department of Health and Human Services

Mission To serve the people of North Carolina by enabling individuals, families, and communities to be healthy and secure, and to achieve social and economic well-being. To achieve this mission, the department will provide comprehensive and coordinated services for prevention, intervention, assistance, education, and empowerment; assure equal access to services; be accountable for achieving meaningful results; continuously improve service delivery by involving citizens; and support and develop employees as diverse, invaluable resources.

Division of Central Management and Support

Mission Direct operations and provide support services for the department's agencies and institutions to ensure that legislative and administrative policies are properly implemented to the benefit of citizens, clients, and employees and to promote health care access and self-sufficiency for underserved, low income, and developmentally disabled people.

	Page
Budget Code - 14410 DHHS - Division of Central Management and Support	B-1
Fund Code	
14410-1010 <i>Central Management and Administration</i>	B-13
<p>The Office of the Secretary sets policy and coordinates program administration including fiscal, automation and personnel activities in the Department of Health and Human Services to ensure that legislation and policy direction from the Governor are properly implemented. Additionally, this fund includes activities of the Office of Public Affairs, Office of Governmental Relations, Office of General Council, and the Office of Policy and Planning.</p>	
14410-1011 <i>Administration and Support</i>	B-16
<p>The purpose of this fund is to provide fiscal and program analyses and evaluations, coordination of capital projects, property control, and purchase and contract management to ensure services are administered in an efficient and effective manner. Included in this fund are activities of the Office of Grants Management, Division of Budget and Analysis, Division of Purchasing and Contract, Office of Internal Audit, and Office of Property and Construction.</p>	
14410-1012 <i>Controller's Office</i>	B-19
<p>The purpose of this fund is to perform all accounting and financial reporting functions for the divisions and institutions within the department and to provide accountability for the resources appropriated to the department via the establishment of accounting, internal control, rate setting and cash management policies.</p>	
14410-1013 <i>Office MMIS plus Services</i>	B-23
<p>The purpose of this fund is to implement a new system that will continue to support the N.C. Medicaid Management Information System (MMIS+) for the Medicaid Health Insurance Program administered by the Division of Medical Assistance for all State Medicaid claims, multiple benefit programs designated by the State and administered by the</p>	

Division of Mental Health, Developmental Disabilities, and Substance Abuse Services, Certification of provider services overseen by the Division of Facility Services and the Purchase of Medical Care System (POMCS) for the Division of Public Health.

14410-1030 *Citizen Services*

B-24

This program guides citizens through the human service delivery system by providing information and referral to the proper department or agency and provides problem resolution for concerns or complaints via the ombudsman component. The Ombudsman responds to requests referred to the office by the Governor's Office, the Secretary of Health and Human Services, and other officials to investigate complaints or concerns relating to programs and services of the Department of Health and Human Services. Citizen Services staff effectively respond to requests received through the toll-free Information and Referral Service known as the CARE-LINE for information on and/or referral to human services programs and organizations, in government, non-profit agencies and support groups. The Office of Citizen Services assists agencies and organizations across the state that are interested in developing or enhancing information and referral operations by providing technical assistance and consultation, and educates the general public and agency personnel on information and referral services. This program provides statistical information on calls and ombudsman cases to the DHHS divisions for program evaluation and agency planning. The Office also serves as the communications liaison in the Emergency Operations Center on behalf of the Secretary and DHHS.

14410-1110 *NC Council on Developmental Disabilities*

B-26

The purpose of the N.C. Council on Developmental Disabilities is to promote access to and participation in the design of culturally competent community services, individualized supports, and other forms of assistance and opportunities that enhance self-determination, independence, productivity, and integration and inclusion into the community for individuals with developmental disabilities and their families. This is done through conducting systemic change, capacity building, and advocacy activities, that are consistent with a participant and family-centered, comprehensive system, and coordinated array of services, supports and other assistance, in the areas of (1) employment; (2) community living; (3) prevention and child development; 4) self-determination; 5) health care; 6) recreation; 7) transportation; 8) education; 9) housing; and (10) system coordination and community education.

14410-1210 *Human Resources*

B-28

The Division of Human Resources' mission is to provide the highest principles of professional human resources administration to the Department of Health and Human Services. Staff throughout the Division serve as management consultants and employee advocates in support of the Department's mission and goals. The purpose of this fund is to provide consultative, regulatory and monitoring services to over 19,000 employees and managers of the 14 divisions/offices and 18 institutions that comprise the Department of Health and Human Services. Through the broad functional areas of Classification and Pay, Employee and Management Development, Employee Relations, Employee Safety and Health, Recruitment Services, and Work/Life and Benefits Services. The Division of Human Resources: (1) Administers the State of North Carolina classification and pay plan for all positions in the Department and maintains compliance with the Fair Labor Standards Act; (2) provides consulting services in training development, needs assessment and curriculum planning while overseeing training and staff development for the Department; (3) oversees the Department's grievance process, performance rating dispute process, unemployment insurance program and

manages the resolution of employee appeals filed with the Office of Administrative Hearings, the State Personnel Commission and the courts; (4) administers and coordinates safety and health related programs for the Department to ensure compliance with federal, state, and department regulations to maintain safe work environments for employees and clients; (5) coordinates and facilitates recruitment activities throughout the Department to ensure fair employment practices; and (6) provides interpretation and consultation in the development and application of personnel policies and employee benefit programs.

14410-1310 *Office of Economic Opportunity* B-30

The Office of Economic Opportunity administers federal and state programs that provide funds to local agencies to raise families, including homeless persons, out of poverty. Funds from the major grant programs (Community Services Block Grant, and Emergency Shelter Grants) are used in local communities to carry out a wide range of strategies, based on local needs, which are designed to lead families to self-sufficiency.

14410-1311 *Residential Energy Conservation Assistance Program* B-32

The Residential Energy Efficiency Services helps reduce energy costs for low income families through energy education, the installation of weatherization measures and the repair and replacement of inefficient heating and cooling systems while addressing health and safety hazards.

14410-1410 *Information Systems Services* B-34

The Division of Information Resource Management (DIRM) supports the business functions of the Department of Health and Human Services by developing, modifying, transferring, maintaining, and supporting automated systems; telecommunications and network design and management support; computer hardware planning and installation support; operational support including printing and distributing computer output; and technical assistance with acquisitions of computer hardware and software. DIRM also researches and analyzes existing federal, state, and departmental Information Resource Management (IRM) policies; develops recommendations for new IRM policies; and monitors the implementation of IRM policies adopted by the Department; coordinates and supports IRM planning, quality assurance, and information resource security processes of the Department.

14410-1411 *DIRM - Planning and Development* B-38

This fund was established to create a method of capturing and reporting the planning and development expense for automation initiatives. This separation from the Division of Information Resource Management (DIRM) routine applications will assist with federal reporting as well as information prepared for Information Technology Services (ITS). Projects include applications development efforts as well as infrastructure projects for the Department of Health and Human Services.

14410-1510 *Office of Research Demonstration/Rural Health Dev.* B-40

The purpose of the Office of Research, Demonstrations, and Rural Health Development is to make quality primary medical and dental care available and accessible to residents in North Carolina's rural communities, particularly the uninsured and medically-indigent, by assisting local leadership to identify appropriate resources, by recruiting physicians and dentists, and by developing primary care systems and centers. The Office designs and tests innovative

health care delivery strategies for Medicaid and other indigent residents to bring about improvement in health status, reduction of health disparities, and improvement in cost effectiveness.

Assistance is provided to migrant and seasonal farm workers in obtaining needed services, to small rural hospitals in network development, and to communities in developing prescription drug assistance programs.

- 14410-1710 *More at Four Prekindergarten Pilot Program* B-43
- The purpose of the More at Four Pre-K Program is to establish high quality educational pre-kindergarten classrooms to prepare at-risk four-year-olds to succeed in school. These funds must be combined with other funding and resources to establish these classrooms in all counties. Eligibility is based on family income and other at-risk factors. The first priority is to serve children who have never received child care or are currently unserved. Secondary priorities are to serve children eligible for subsidy but not receiving it and children who are in facilities that do not meet the More at Four standards.
- 14410-1810 *Revenue Clearing Account* B-45
- The Revenue Clearing Fund records accounting transactions that detail by funding source the revenue due from federal and other funding agencies as a result of expenditures that earned those dollars in the operating Funds of the agency. Actual receipts received from funding agencies are also recorded in this Fund. The Revenue Clearing Fund balance indicates the current status of the agency's accounts receivable for the funding sources reflected in the Clearing Account at any point in the fiscal year.
- 14410-1910 *Reserves and Transfers* B-47
- This Fund is used to record budgetary reserves and non-operating transfers to other State agencies.
- 14410-1991 *Indirect Cost - Reserve* B-49
- The purpose of this fund is to account for funds earned for indirect costs from federal funding sources. The rate or amount of indirect cost that may be earned is negotiated each year with the federal DHHS Division of Cost Allocation based upon prior year statewide and departmental overhead costs.
- 14410-1992 *Prior Year Earned Revenue* B-51
- This fund is used to record revenue received in the current fiscal year, primarily from federal funding sources, that was earned in a prior fiscal year.
- 14410-1993 *Prior Years Audits and Adjustments* B-53
- This fund is used to record adjustments to expenditures or receipts for activities or transactions that occurred in a prior fiscal year. Adjustments tracked in this fund include paybacks from subgrantees as a result of audits of prior year operations.

14410-1995 *Reserve for Automation*

B-56

This fund records the budget and expenditures associated with new development and enhancements of approved Information Technology Services (ITS) systems. The information is used for generating the reporting information required by the federal and state government to obtain federal funding and to make management decisions.

Division of Aging and Adult Services

Mission To promote independence and enhance the dignity of North Carolina's older and disabled persons and their families through a community based system of opportunities, services, benefits and protections; to ready younger generations to enjoy their later years; and to help society and government plan and prepare for the changing demographics.

Page

Budget Code - 14411 DHHS - Division of Aging

B-57

Fund Code

14411-1110 *State Administration*

B-65

These funds are used to provide administration for the Division of Aging and Adult Services. This program advocates for opportunities to enable older adults to remain active in their community, assists older adult citizens and/or their family caregivers by developing programs, fiscal policies and guidelines for an array of social, health, employment support and nutritional services funded under the Older Americans Act and with state funds. The division also provides technical assistance and training for Area Agencies on Aging and more than 440 local service providers as well as conducts programs and disseminates information on topics of interest to current and future older adults and family caregivers. The division also provides services and benefits to older and disabled adults through the 100 county Departments of Social Services. The division monitors for compliance with state and federal program and fiscal requirements. The division also provides leadership to facilitate local, regional, and state level strategic planning to meet the needs of well, moderately impaired, and frail older adults.

14411-1170 *Adult Services*

B-68

Adult Services Administration ensures that social services for the elderly and disabled adults and families are developed, implemented, and administered accurately and consistently across the state. Programs for adults are designed to prevent or delay institutional care, provide a continuum of community-based services for elderly, disabled, and needy adults, and strengthen and support family-based care. Administrative support includes the provision of training and technical assistance to service delivery agencies as well as supervision and monitoring to ensure policy compliance and to strengthen quality of service.

- 14411-1210 *Community Based Services* B-70
 This program assists North Carolina's older citizens and/or their family caregivers by funding Area Agencies on Aging which administer and monitor various home and community based services that: help frail older adults remain at home as long as possible; promote the health, wellness and nutritional status of older adults; support the development and operation of senior centers; provide transportation assistance for medical, recreational, nutritional, and social reasons; increase employment opportunities for older adults as well as promote educational, volunteer, and leisure opportunities for older adults. The division also administers a Family Caregiver Support Program that develops local capacity through Area Agencies on Aging to provide programs and supportive services for caregivers of at-risk older adults.
- 14411-1310 *Elder Rights Program* B-73
 This program assists North Carolina's older adults by developing programs which enhance advocacy efforts on behalf of residents in long-term care facilities, strengthens public awareness efforts aimed at the prevention of abuse, neglect, and/or exploitation of older individuals through the federally mandated Long Term Care Ombudsman Program. The Elder Rights Program also serves to increase access to and counseling on public benefits and pensions; expands legal assistance available to older adults; and strengthens consumer protections.
- 14411-1810 *Revenue Clearing* B-75
 The Revenue Clearing Fund records accounting transactions that detail by funding source the revenue due from federal and other funding agencies as a result of expenditures that earned those dollars in the operating Funds of the agency. Actual receipts received from funding agencies are also recorded in this Fund. The Revenue Clearing Fund balance indicates the current status of the agency's accounts receivable for the funding sources reflected in the Clearing Account at any point in the fiscal year.
- 14411-1992 *Prior Year Earned Revenue* B-76
 This fund is used to record revenue received in the current fiscal year, primarily from federal funding sources, that was earned in a prior fiscal year.
- 14411-1993 *Prior Year Adjustments or Audit Exceptions* B-77
 This fund is used to record adjustments to expenditures or receipts for activities or transactions that occurred in a prior fiscal year. Adjustments tracked in this fund include paybacks from subgrantees as a result of audits of prior year operations.

Division of Child Development

Mission Build a stronger social and economic future for North Carolina by promoting high quality early childhood experiences.

		Page
	Budget Code - 14420 DHHS - Division of Child Development	B-78
Fund Code		
14420-1111	<i>General Administration</i> The purpose of the General Administration fund is to support child care and other early child development programs. These funds are used to provide administration for the Division of Child Development; inspect all child care centers and homes for compliance with applicable laws; investigate all reports of alleged abuse or neglect in child care centers and homes and take appropriate action to protect children; and to provide administration for the child care subsidy program.	B-85
14420-1190	<i>Revenue Clearing</i> The Revenue Clearing Fund records accounting transactions that detail by funding source the revenue due from federal and other funding agencies as a result of expenditures that earned those dollars in the operating Funds of the agency. Actual receipts received from funding agencies are also recorded in this Fund. The Revenue Clearing Fund balance indicates the current status of the agency's accounts receivable for the funding sources reflected in the Clearing Account at any point in the fiscal year.	B-88
14420-1711	<i>Early Childhood Initiative</i> The purpose of the Early Childhood Initiatives program is to support local and statewide Smart Start Initiatives in making high quality early childhood education programs and support services available to all preschool children and their families.	B-89
14420-1811	<i>Child Development Services</i> The purpose of the Child Development Services program is to support subsidized child care and special initiatives to improve the quality and availability of the services provided. To carry out this responsibility, these funds are used to subsidize the cost of child care for eligible children to enable their parents to work or receive training and to enhance the development of children. Funds are also used to improve child care by promoting training and increased compensation for caregivers; providing loans or grants to child care providers to improve and expand services; promoting the development of child care resource and referral to assist families with locating high quality child care; and supporting implementation of the star rated child care licensing system.	B-90
14420-1992	<i>Prior Year Earned Revenue</i> This fund is used to record revenue received in the current fiscal year, primarily from federal funding sources, that was earned in a prior fiscal year.	B-92

14420-1993 *Prior Year Unearned Revenue* B-93
 This fund is used to record adjustments to expenditures or receipts for activities or transactions that occurred in a prior fiscal year. Adjustments tracked in this fund include paybacks from subgrantees as a result of audits of prior year operations.

Office of Education Services

Mission The mission of the Office of Education Services (OES) is to provide quality, comprehensive, developmental, and educational opportunities for eligible students ages birth to 21 and their families so that students can develop the skills necessary to lead productive lives--vocationally, socially, and personally--resulting ultimately in the achievement of their highest potential for independent and successful lives.

Page

Budget Code - 14424 DHHS - Office of Education Services	B-94
--	-------------

Fund Code

14424-1101 *Western NC School for the Deaf* B-101
 This fund is used to provide quality educational programming for students who are deaf, hard of hearing and deaf-blind from the 47 western NC counties and whose Individualized Educational Programs (IEP) recommend their attendance at a day program or residential school for the deaf. Funds allow students to receive K-12 instructional services which culminates in students receiving a North Carolina diploma or certificate as well as related services specified by their IEPs. Funding supports staff collaboration with Vocational Rehabilitation to facilitate transition services for students 14-21 years of age. Funding also supports outreach efforts that provide students, local education agencies, public school educators, parents, and community members' access to a variety of services related to the intellectual, social, and emotional development of deaf and hard of hearing students.

14424-1201 *Eastern NC School for the Deaf* B-104
 This fund is used to provide quality educational programming for students who are deaf, hard of hearing and deaf-blind from the 53 eastern NC counties and whose Individualized Educational Programs recommend their attendance at a day program or residential school for the deaf. Funds allow students to receive K-12 instructional services which culminates in students receiving a North Carolina diploma or certificate as well as related services specified by their Individual Educational Plans. Funding supports staff collaboration with Vocational Rehabilitation to facilitate transition services for students 14-21 years of age. Funding also supports outreach efforts that provide students, local education agencies, public school educators, parents, and community members access to a variety of services related to the intellectual, social, and emotional development of deaf and hard of hearing students.

14424-1301 *Central NC School for the Deaf* B-107
 The North Carolina Central School for the Deaf closed in May 2001.

- 14424-1405 *Governor Morehead School* B-108
 This fund is used to provide quality educational programming for visually impaired children and youth ages 5 through 21 from all 100 NC counties. All children have individualized educational programs (IFSPs, IEPs), which recommend visually impaired support services. Funds for the K-12 day and residential program are provided for delivery of the standard course of study which culminates in students receiving a North Carolina diploma or certificate as well as related services specified by their IEPs. Funding supports staff collaboration with Division of Services for the Blind to facilitate transition services for students 14-21 years of age. Funding provides high quality, research-based training opportunities through the North Carolina Central University Visually Impaired program. Funding also supports outreach efforts that provide students, local education agencies, public school educators, parents, and community members' access to a variety of services related to the intellectual, social, and emotional development of visually impaired students. Outreach also includes short term programming on campus for disability specific training, such as Braille and/or Orientation and Mobility.
- 14424-1406 *Governor Morehead Preschool* B-111
 This fund is used to manage a statewide system of home and center-based early intervention services to children ages birth to five years old with diagnosed visual impairments. GMS preschool staff work with families and community professionals from a network of 15 satellite sites to provide a variety of intervention services such as pre-Braille, pre-Orientation and Mobility, low vision use, compensatory skill use, and adaptive equipment. In addition to these direct services, GMP provides on-site consultation, staff development and training, and assistance with assessments that aid the development of intervention plans.
- 14424-1505 *Early Intervention Services - Preschool* B-113
 The fund is used to manage a statewide system of home and center-based early intervention services to children who are birth to three years old with hearing impairments; to provide interventionists who work with children, families, and community professionals on the range of issues related to hearing loss; to provide itinerant services in the home or daycare setting for children with hearing loss, focusing on language development and communication skills; to evaluate these children regularly to monitor progress in all areas of development, including communication skills; to function in accordance with state and federal mandates in serving children with hearing loss as their primary disability; to lease space and pay for services related to customer service, including but not limited to itinerant travel expenses, office equipment and supplies, learning resources, and contractual services; and to work collaboratively with other agencies that provide services to children who are ages birth to three in order to maximize resources.
- 14424-1701 *Family Resource Centers* B-115
 The Family Resource Centers have been privatized and are now operated under contract with Beginnings for Parents of Hearing Impaired Children, a private not-for-profit agency. Beginnings provides emotional support, counseling, unbiased education, assessment, advocacy, and referral to families with deaf or hard of hearing children. They also provide outreach to professionals who work with deaf and hard of hearing children. The Auditory Learning Center provides training and technical assistance to early intervention and public school providers serving children who are deaf or hard of hearing. The Center conducts workshops in the areas of speech, language, and auditory development and provides direct services (Aural Habilitation) to children and adults.

14424-1801	<i>Central Administration</i>	B-116
	This fund is for the Central Office staff which provides management and support services to assure quality operation of residential and preschool programs.	
14424-1991	<i>Indirect Reserves</i>	B-118
	The purpose of this fund is to account for funds earned for indirect costs from federal funding sources. The rate or amount of indirect cost that may be earned is negotiated each year with the federal DHHS Division of Cost Allocation based upon prior year statewide and departmental overhead costs.	
14424-1992	<i>Prior Year Revenue</i>	B-119
	This fund is used to record revenue received in the current fiscal year, primarily from federal funding sources, that was earned in a prior fiscal year.	

Division of Public Health

Mission Protect, promote, and preserve the health of North Carolinians through ethical, compassionate, and evidence-based public health practice.

		Page
Budget Code - 14430 DHHS - Division of Public Health		B-120
Fund Code		
14430-1110	<i>Division Offices</i>	B-133
	This fund is used to develop and analyze policy, conduct program planning and coordination, secure and allocate resources, and provide fiscal oversight and control.	
14430-1130	<i>Regional Offices Support</i>	B-136
	This fund is used to budget Management Support positions based in Division of Public Health regional offices.	
14430-1160	<i>State Center for Health Statistics</i>	B-137
	The purpose of this fund is to collect, maintain, analyze, and disseminate health data, including a statewide cancer registry that provides cancer related information to health managers and which also quantifies the incidence of cancer in this state and supports investigations and research; a birth defects surveillance system that informs clinical practice and research in the field; and a vital statistics system that complies with federal requirements for submission and accuracy of data depository for vital events. This fund also supports routine and special publications in the field of public health, promotes the use of spatial analysis techniques for examining epidemiological studies regarding specific diseases or threats to public health; helps examine relationships of cost and access to care within all types of health insurance systems, including the uninsured; supports systematic and extensive surveys of citizens regarding health risks and behaviors; and provides information for community health assessment including benchmarks for 2010	

healthy people initiative. The fund also supports cooperation with sister agencies to inform, monitor, and evaluate public health programs, and to respond to inquiries from administrators, researchers, practitioners, policy makers, and the public at large regarding health data in North Carolina.

14430-1410 *Local Health Services* B-140

This fund is used to provide information, training, consultation, and technical assistance on minority health issues to national, state, and local health and human service agencies, community-based organizations, and other public and private health agencies. In addition, the fund provides tools, consultation, and technical assistance to local health departments on management, efficiency, and productivity issues. It is also used to negotiate appropriate Medicaid reimbursement rates based on annual cost study results and to assure that Health Services Information Systems provides appropriate interface for local agencies to seek reimbursement for services from all payment sources.

14430-1420 *Medical Examiner* B-143

This fund is used to conduct medical/legal death investigations, autopsies, and toxicology tests; investigate childhood deaths, particularly those due to suspected abuse and neglect; monitor the incidence and distribution of deaths; maintain a database of results of postmortem investigations, autopsies, and tests; record causes of death; provide copies of completed medical examiner investigations, autopsies, and toxicology reports to the public; maintain the incidence and distribution of deaths due to homicides, suicides, natural diseases, and drugs; respond to requests for information; provide expert witness testimony in criminal proceedings; and provide instructional hours in medical/legal education.

14430-1430 *Office of Chief Nurse* B-146

The purpose of this fund is to provide training via the Public Health Training and Information Network as well as via on-line and traditional mechanisms and to provide tools, technical assistance and consultation on nursing issues in local health departments.

14430-1435 *Dental Health Services* B-148

This fund is used to implement a statewide plan for providing education and preventive services to reduce dental decay and promote oral health. Services include activities to provide dental preventive services such as sealants to targeted high-risk children; monitor community water supplies for optimal flouride levels and provide technical assistance regarding fluoridation; provide dental screening, diagnosis and referral for dental services; provide instruction on dental care, sealants, nutrition, fluorides, plaque control, and injury prevention; provide consultation to local public health service providers; and maintain and provide public information on a dental health database on disease levels, sealants, treatment and dental needs. This fund also supports a division-wide school health initiative which aims to improve the health and academic performance of school children by positively impacting school health policy, services and environments.

14430-1440 *Highway Safety Scientific Service* B-151

This fund is used to provide direct services to prevent injuries and deaths due to drinking and driving.

14430-1451	<i>Communicable Disease/Bioterrorism</i>	B-153
	The purpose of this fund is to work with local and regional health departments to ensure prompt reporting and control of non-sexually transmitted communicable diseases and to assist with disease outbreak investigations. A secondary focus is to test and treat persons with active tuberculosis infections and their close contacts. The fund ensures enforcement of applicable public health law and issues new administrative rules pertaining to communicable disease control. It maintains current policies and databases required to produce reports and support training activities for communicable diseases and tuberculosis.	
14430-1461	<i>HIV/STD Prevention and Care</i>	B-156
	This fund is used to provide training, consultation, and technical assistance to public and community health agency staff; work with public and community health agencies to investigate HIV and other STD reports; locate and counsel partners; diagnose, treat, and educate individuals; work with public and community agencies to provide a continuum of outpatient care and support services to people infected with and affected by HIV; ensure enforcement of applicable public health law and administrative rules; and maintain current policies and databases required to produce reports and support training.	
14430-1465	<i>Vital Records</i>	B-159
	This fund is used to register vital events: births, deaths, marriages, and divorces; provide copies of vital certificates; provide raw demographic data to health researchers and statistical analysts; and provide training, consultations, and technical assistance in vital records.	
14430-1471	<i>Occupational Health and Environmental Epidemiology</i>	B-161
	The purpose of this fund is to investigate, review, and evaluate reports of occupational injury or illness and environmental or zoonotic conditions, including possible contamination of private and public water supplies, suspected of posing a risk to human health. The fund provides rabies tags to veterinarians and county health departments for identification of vaccinated domestic animals. Additionally, the fund is used for asbestos/lead abatement by training and certifying abatement contractors, inspecting and issuing permits for abatement sites, investigating complaints, and enforcing regulation compliance.	
14430-1505	<i>Women's and Children's Health</i>	B-164
	This fund has three purposes: 1) budgets funds supporting the section's administrative requirements; 2) budgets the Healthy Mothers/Healthy Children allocation to local health departments, which is a component of the Maternal and Child Health Block Grant state plan; 3) budgets the State Systems Development Initiative grant, which is administered at the section level due to its involvement across all branches within the section.	
14430-1511	<i>Women's Health</i>	B-166
	This fund is used to contract with local service providers for perinatal services to low-income pregnant women, including prenatal care, case management, counseling, and postpartum services. In addition, it is used to coordinate resources to improve access to nutritional support and medical supervision, to conduct/contract for perinatal education	

training and seminars, monitor and evaluate services to determine impact on perinatal outcomes, and provide consultation and technical assistance to service providers. Resources budgeted in this fund also support the provision of contraceptive services for low-income women and men. Support is also provided for the primary and secondary prevention of adolescent pregnancies.

14430-1515 *Children's Developmental Service Agencies* B-169

This fund is used for the network of state managed Children's Developmental Services Agencies (CSDA) and reflects all of their operational activities. It also includes costs associated with the state level administration of this program.

14430-1516 *Early Intervention* B-172

This fund is used for the activities of the Early Intervention Branch. Examples include the federal early intervention grant and state funded administration and special projects.

14430-1520 *Sickle Cell and Genetic Counseling* B-175

This fund is used to provide preventive and primary care services to children from birth to 18 years of age via local service providers; inform parents and caregivers about good health practices; identify and treat infants and children with chronic medical conditions and developmental delays by providing screening, diagnoses, case management, referral, and follow-up services; and promote family well-being and self-sufficiency.

14430-1531 *Special Needs Children* B-178

This fund is used to provide services to children with special health care needs. Programs and services are designed to: (1) assure earliest possible identification and proper referral of children who have, or are at risk for, developmental delays, chronic illnesses or disabling conditions; (2) assist with costs of health care and related services for children (and some adults) with special health care needs; and (3) provide training, consultation and technical assistance to family members, health care providers and other care givers in order to promote optimal growth and development for these children.

14430-1535 *Child Health* B-181

This fund is used to provide preventive and primary care services to children from birth to 18 years of age via local service providers, including contracts for direct clinic services. In addition, it is used to coordinate resources to improve access to child health and school health services, and to conduct/contract for training and educational activities on childhood initiatives including parenting, vision screening, healthy weight, asthma, health and safety in child care, and prevention of child fatalities.

14430-1540 *Nutrition and Dietary Services* B-184

Through the Women, Infants, and Children (WIC) Program, this fund provides money to contract with local agencies for nutrition education and supplemental foods for income-eligible participants at nutritional risk. The fund is also used to contract for nutritious meals for eligible children and adults who attend qualifying care facilities.

14430-1551	<i>Chronic Diseases</i>	B-187
	<p>This fund is used to maintain the Advisory Committee on Cancer Coordination and Control (ACCCC), the Heart Disease and Stroke Prevention Task Force (HDSPTF), the Governor's Council on Physical Fitness and Health (GCPFH), the 5-A-Day nutrition initiative, the Vision 2010 Statewide Coalition, the Diabetes Advisory Council (DAC), the Senior Vaccination Season Coalition (SVSC), and the Osteoporosis Task Force. The fund is also used to increase state and local capacity to address physical activity, nutrition, tobacco use, diabetes, hypertension, and osteoporosis and to prevent injuries. The fund provides money for cancer, home health, kidney services, and migrant health services. In addition, it provides tools, consultation, and technical assistance to local health departments on management, efficiency, and productivity issues. Furthermore, it helps counties establish a Healthy Carolinians Task Force and identify resources for community-based health promotion.</p>	
14430-1560	<i>Public Health Laboratory Services</i>	B-191
	<p>This fund is used for laboratory examinations of samples submitted by appropriate health care providers; for maintaining databases of results; and for providing training, testing and certification to other laboratories.</p>	
14430-1561	<i>Bioterrorism Grant Regular</i>	B-194
	<p>This fund supports activities at the state, regional and local levels to plan, prepare, respond, recover and mitigate against the full range of public health threats, including acts of terrorism, emerging natural diseases and natural disasters. Major activities include preparation of plans, conducting responses during actual events and exercises, and coordination with other agencies at the federal, state regional and local levels.</p>	
14430-1562	<i>Bioterrorism Grant SNS</i>	B-196
	<p>This fund supports activities related to the acquisition and distribution of the Strategic National Stockpile (SNS) and related medical supply matters within the context of public health preparedness and response.</p>	
14430-1563	<i>Bioterrorism Grant Smallpox</i>	B-198
	<p>This fund supports activities related to planning, exercising and conducting responses to a smallpox attack, including vaccination, quarantine and isolation and related matters within the context of public health preparedness and response.</p>	
14430-1570	<i>Immunization</i>	B-200
	<p>This fund is used to develop and disseminate immunization information to health professionals and the public, distribute vaccine to public and private providers, provide technical assistance, monitor and evaluate services, develop and maintain a North Carolina Immunization Registry, and contract with local providers for immunization services.</p>	

14430-1575	<i>Child Nutrition Programs</i>	B-202
	The purpose of this fund is to provide technical assistance to public health personnel to promote the delivery of nutrition services to adults and children and to contract for nutritious meals for eligible children and adults who attend qualifying adult and child care facilities, and participate with Summer Food Service Program.	
14430-1810	<i>Division of Public Health-Revenue Clearing Fund</i>	B-204
	The Revenue Clearing Fund records accounting transactions that detail by funding source the revenue due from federal and other funding agencies as a result of expenditures that earned those dollars in the operating Funds of the agency. Actual receipts received from funding agencies are also recorded in this Fund. The Revenue Clearing Fund balance indicates the current status of the agency's accounts receivable for the funding sources reflected in the Clearing Account at any point in the fiscal year.	
14430-1991	<i>Federal Indirect Reserve</i>	B-206
	This purpose of this fund is to account for funds earned for indirect costs from federal funding sources. The rate or amount of indirect cost that may be earned is negotiated each year with the federal DHHS Division of Cost Allocation based upon prior year statewide and departmental overhead costs.	
14430-1992	<i>Prior Year Earned Revenue</i>	B-208
	This fund is used to record revenue received in the current fiscal year, primarily from federal funding sources, that was earned in a prior fiscal year.	
14430-1993	<i>Prior Year Audits and Adjustments</i>	B-211
	This fund is used to record adjustments to expenditures or receipts for activities or transactions that occurred in a prior fiscal year. Adjustments tracked in this fund include paybacks from subgrantees as a result of audits of prior year operations.	

Division of Social Services

Mission The North Carolina Division of Social Services is dedicated to assisting and providing opportunities for individuals and families in need of basic support and services to become self-sufficient and self-reliant. The Division of Social Services advocates for and encourages individuals' rights to select actions appropriate to their needs. Primary to the Division is our commitment to provide families and children with family centered services that strive to achieve well being through ensuring safety and permanency. Furthermore, we recognize our responsibility through teamwork and professional effort to assist in this process. Toward this end, in cooperation with local departments of social services and other public and private entities, we seek to identify needs, devise and focus resources, and deliver services responsively and compassionately.

		Page
Budget Code - 14440 DHHS - Division of Social Services		B-214
Fund Code		
14440-1110	<i>State Administration</i>	B-226
	<p>The purpose of the State Administration program is to develop policies and procedures to carry out federal and state program requirements; to allocate funds to counties; to supervise program implementation and field operations; to develop and periodically update the state training plan; to provide accounting and statistical information regarding how funds are spent; and to support development and operation of electronic data processing and telecommunication systems. This program includes the Office of the Director, personnel services, accounting and budget functions, planning, administrative, contract services, and general data processing support.</p>	
14440-1130	<i>Performance Mgmt/Economic Services</i>	B-229
	<p>Performance Management and Economic Services ensures that Social Services entitlement programs are administered in accordance with current rules and procedures so that all eligible persons in the state receive accurate benefits in a timely and equitable manner. Programs and benefits include Work First Family Assistance (WFFA), AFDC-Emergency Assistance, Food Stamp Program, Low Income Home Energy Assistance, and State/County Special Assistance for Adults (SA). Financing allotments to Food Assistance recipients does not involve state funds or disbursement and is therefore not represented in the division's budget. Matching rates for administration of these programs vary according to funding sources.</p>	
14440-1140	<i>Child Welfare Services</i>	B-232
	<p>Child Welfare Services Administration ensures that social services for children and families are developed, implemented, and administered fairly and consistently across the state. These programs are supported by numerous federal grants including the Social Services Block Grant, Temporary Aid to Needy Families Block Grant and Child Welfare Services Funds, and by state appropriations such as the Special Children Adoption Incentive Funds. Federal participation in the programs varies according to source of funds. Programs for children and their families are designed to protect and promote the welfare of children in their homes and, when necessary, to provide care for them outside their homes until they can be reunited with their parents or relatives, placed for adoption, or otherwise placed in a permanent home.</p>	
14440-1170	<i>Refugee Assistance Programs</i>	B-235
	<p>Title of this Fund Code was changed due to the Adult and Family Services Section merging with the Division of Aging and Adult Services effective September 1, 2003. The remaining service is the North Carolina Refugee Assistance Program, administered by the NC Refugee Office, which consists of three distinct programs. Refugee Cash Assistance (RCA) and Refugee Medical Assistance (RMA) are two short-term public benefits programs available to refugees for the first eight months after their date of entry in the United States. Refugee Social Services are longer-term, refugee-specific programs for which refugees are eligible. Social Services primarily include employment services</p>	

such as job development, job readiness and placement, job follow-up, vocational skills training, and English Language Training (ELT). Supportive services, including case management, transportation, interpretation/translation, and various social adjustment services, such as home and health management and community orientation, are also provided by local refugee service providers under contract with the NC State Refugee Office.

14440-1180 *Aid to Counties* B-237

County Administration provides financial assistance to county governments in meeting costs of administering public assistance and service programs. These include county department costs associated with determining if welfare applicants meet financial and income requirements as well as other county administrative and personnel functions. Funds from various federal programs such as TANF, Food Stamps and the Social Services Block Grant are transferred from this program to the county to meet these operating costs.

14440-1210 *Refugee Assistance Payments* B-240

The Refugee Cash and Medical Assistance Program is utilized for newly arrived refugees into the United States who demonstrate financial need. The program is short-term (maximum of eight months) in nature and is used to provide support to assist refugees in becoming self-supporting.

14440-1220 *Work First Family Assistance* B-241

Work First Family Assistance (WFFA) is administered at the county level under state supervision. It is intended to encourage the care of dependent children by furnishing financial assistance to their parents or relatives with whom they are living to help them maintain and strengthen family life and become more independent and self-supporting. The Temporary Assistance for Needy Families Emergency Assistance (TANF-EA) Program provides assistance to TANF eligible families with children who are in crisis situations. Assistance may include cash or social work services provided by county departments of social services, area mental health agencies, and youth services facilities. Assistance available covers a wide range of areas including, but not limited to, assistance with housing and utilities, economic, employment and social service counseling and related in-home and out-of-home services. Funding for the cash component of TANF-EA through the WFFA is a combination of federal, state, and county funds; for the service component, funding is 50% federal and 50% county or other local funds.

14440-1230 *Special Assistance for Adults* B-242

In order to provide assistance to the aged and disabled with special needs, Special Assistance for Adults provides a cash supplement to eligible persons in licensed adult care homes or, at county option, to certain disabled persons in private living arrangements. This is a state/county supported program (50% state funded and 50% county funded) with no federal funds involved in the payment.

14440-1240 *Energy Assistance* B-243

Low Income Energy Assistance (LIEAP) is an entitlement program which provides funds to help low income families cope with increases in heating costs. A one-time payment is made to all eligible households. LIEAP funding is federal.

- 14440-1250 *Adoption Assistance* B-244
 Adoption Assistance provides payments and services to meet the needs of adoptive children who are physically or mentally handicapped, and otherwise hard to place for adoption because of their special needs. Assistance is in the form of monthly cash payments to families and reimbursements to county departments of social services for the purchase of legal, medical, and therapeutic services. Adoption assistance payments are funded by Title IV-E, Title IV-B (Child Welfare Services), and state and county funds.
- 14440-1260 *Foster Care Assistance* B-245
 Foster Care Assistance provides financial assistance to needy children who are removed from their homes for placement in a foster care facility, where the child's placement and care are the responsibility of a county department of social services. Children may qualify for assistance under Title IV-E, Temporary Assistance for Needy Families grant, or the State Foster Home Fund. State Foster Home Fund payments are 50% state funded and 50% county funded. The matching rate for Title IV-E Foster Care is the same as for regular AFDC payments, and the rate of federal financial participation (matching rate) is subject to change. TANF for foster care payments is reimbursed at 100% federal.
- 14440-1280 *County Public Assistance Payments* B-246
 County Public Assistance Payments include Crisis Intervention Payment, Wake Electric Membership Corp. and Progress Energy Project Share funds. The Crisis Intervention Payments Program (CIP) is designed to assist low income persons who are in a heating or cooling related crisis. Funds are allocated to each county department of social services based on the number of eligible households receiving Supplemental Security Income (SSI), Temporary Assistance to Needy Families (TANF), Medical Assistance and Food Stamps, and the number of non-categorical households in the county which meet the income requirements. The CIP program is 100% federally funded. For eligible households in the Wake Electric Membership Corp. and Progress Energy service area, funds are made available through customer and company donations. No state match is required for Wake Electric Membership Corp. or Project Share.
- 14440-1310 *Transfers to Other State Agencies* B-247
 Funds are transferred from this program to other state agencies and divisions for their use in meeting their goals and objectives. These are flow through funds and do not represent programs of the Division of Social Services. Matching rates vary according to program.
- 14440-1410 *State Purchase of Service* B-248
 State Purchase of Services includes the costs of state level services and contracts on behalf of clients in identified target populations. Services include return of runaways, maternity home payments, abortion payments, and child medical evaluation payments. Federal support for some of these programs comes from the Social Services Block Grant, the Child Welfare Grant, and Emergency Assistance funds.

14440-1480	<i>County Services Program</i>	B-249
	<p>This fund includes the costs of services purchased by and provided by county departments of social services. Administrative costs are not included. Costs reflect county-provided services to children, families, and elderly adults such as in-home services, case management, counseling, medical transportation, out of home placement, and disabled adolescent parenting, child and adult protective services, permanency planning, purchase of psychological services, family planning, and other federal and state funded services.</p>	
14440-1500	<i>Child Support Enforcement</i>	B-252
	<p>The Child Support Enforcement (IV-D) Program locates absent parents, establishes paternity when needed, establishes and enforces support obligations to ensure that parents who are absent from the home support their children, and collects and distributes the support payments. All recipients of Work First Family Assistance (WFFA) (Fund 1220) must assign to the state all rights to child support for recipient children. The support collected for these cases is then retained by the state to offset the amount expended for WFFA. Services are also available to non-WFFA clients who are charged an application fee. The current federal financial participation rate for the federal Child Support Enforcement grant (IV-D) which supports this program is 66%. County funds are used as the match for county-operated programs which are budgeted in Fund 1180. Fund 1500 includes the cost of state administered local programs and state administrative costs. The match for these costs comes from state funds and earned incentive receipts.</p>	
14440-1810	<i>Revenue Clearing Fund</i>	B-255
	<p>The Revenue Clearing Fund records accounting transactions that detail by funding source the revenue due from federal and other funding agencies as a result of expenditures that earned those dollars in the operating Funds of the agency. Actual receipts received from funding agencies are also recorded in this Fund. The Revenue Clearing Fund balance indicates the current status of the agency's accounts receivable for the funding sources reflected in the Clearing Account at any point in the fiscal year.</p>	
14440-1991	<i>Federal Indirect Reserve</i>	B-257
	<p>This program exists for accounting purposes only to account for funds earned for indirect costs, in conjunction with agreements with the Department of Health and Human Services and Department of Administration, to recoup federal participation for current year claims against prior year capital expenditures and departmental overhead.</p>	
14440-1992	<i>Prior Year Earned Revenue</i>	B-259
	<p>This fund is used to record revenue received in the current fiscal year, primarily from federal funding sources, that was earned in a prior fiscal year.</p>	
14440-1993	<i>Prior Year Adjustments or Audit Exceptions</i>	B-261
	<p>This fund is used to record adjustments to expenditures or receipts for activities or transactions that occurred in a prior fiscal year. Adjustments tracked in this fund include paybacks from sub grantees as a result of audits of prior year operations.</p>	

14440-1995	Reserve - Work First State Money	B-263
	<p>This fund records expenditures associated with new development and enhancements of approved Information Technology Services (ITS) systems which provide the counties the means to communicate with the state information systems. The information is used for generating the reporting information required by the federal and state government to obtain federal funding and to make management decisions of programs provided by the counties.</p>	

Division of Medical Assistance

Mission Manage the Medicaid program efficiently and effectively so that cost effective health care services are available through enrolled providers to all eligible persons across the state.

	Page
Budget Code - 14445 DHHS - Division of Medical Assistance	B-264

Fund Code

14445-1101	DMA Administration	B-274
	<p>The purpose of this fund is to design and manage the Medicaid Program in North Carolina so that reimbursement methodologies contain incentives for providers to be cost conscious; the program meets or exceeds federal program performance standards for efficient and effective operation; the program maximizes federal funding available while continuing to apply the test of cost effectiveness and efficiency to all expenditures regardless of source of financing. Salaries, fringe benefits and related costs for DMA personnel reside in this fund.</p>	
14445-1102	Contracts and Agreements	B-277
	<p>The purpose of this fund is to procure the use of the most efficient administrative services through competitive bidding and the use of services from sister agencies already performing similar services. To carry out this responsibility, this division: (1) procures competitively bid services including claims processing, prior approval, utilization review, physician consulting, and other services; (2) executes interagency agreements for various services with other governmental agencies.</p>	
14445-1210	Medical Assistance County Administration	B-278
	<p>The purpose of this fund is to house county administration.</p>	
14445-1310	Medical Assistance Payments	B-279
	<p>The purpose of this fund is to insure that cost effective health care services are accessible and used by Medicaid-eligible elderly, disabled, pregnant women, children and poor citizens of the state so that they may remain or become functioning and productive citizens. To carry out this responsibility, this division shall: (1) coordinate with counties to enroll Medicaid recipients in prepaid health and managed care plans to: a) improve access and quality of care, b) make managed care available to more Medicaid eligible and c) increase the use of managed care; (2) promote screening of Medicaid eligible children through the Health Check Program with the goal of avoiding future medical</p>	

needs and their costs; (3) increase the availability and visibility of in-home services as an alternative for institutional services; and (4) provide Medicaid service payments.

14445-1320 *Medical Assistance Cost Payments* B-282

The purpose of this fund is to reflect cost settlements made to adjust for the difference between interim payments made to providers and the amount actually owed.

14445-1330 *Medical Assistance Adjustments and Refunds* B-284

The purpose of this fund is to reflect corrections of erroneous payments to providers and represents payments to the Division of Medical Assistance for insurance payments, fraud recoveries and other recoveries.

14445-1336 *Disproportionate Share Pay Psychology - Hospital* B-286

This purpose of this fund is to record payments to hospitals that serve a disproportionate number of low-income patients.

14445-1340 *Undispositioned Receipts* B-287

This purpose of this fund is to record program validation refunds, insurance recoveries, cost settlement refunds, other miscellaneous refunds and Electronic Data Systems (EDS) recoups/receipts.

14445-1350 *Periodic Payments* B-288

This purpose of this fund is to record interim payments (advances) to Medicaid providers.

14445-1810 *Revenue Clearing* B-289

The Revenue Clearing Fund records accounting transactions that detail by funding source the revenue due from federal and other funding agencies as a result of expenditures that earned those dollars in the operating Funds of the agency. Actual receipts received from funding agencies are also recorded in this Fund. The Revenue Clearing Fund balance indicates the current status of the agency's accounts receivable for the funding sources reflected in the Clearing Account at any point in the fiscal year.

14445-1910 *Reserves and Transfers* B-290

This Fund is used to record budgetary reserves and non-operating transfers to other State agencies.

14445-1991 *Federal Indirect Reserve* B-291

The purpose of this fund is to account for funds earned for indirect costs from federal funding sources. The rate or amount of indirect cost that may be earned is negotiated each year with the federal DHHS Division of Cost Allocation based upon prior year statewide and departmental overhead costs.

14445-1992 *Prior Year Earned Revenue* B-292

This fund is used to record revenue received in the current fiscal year, primarily from federal funding sources, that was earned in a prior fiscal year.

14445-1993 *Prior Year Adjustments or Audit Exceptions* B-293
 This fund is used to record adjustments to expenditures or receipts for activities or transactions that occurred in a prior fiscal year. Adjustments tracked in this fund include paybacks from subgrantees as a result of audits of prior year operations.

Page

Budget Code - 14446 DHHS - Div. Of Medical Assistance - NC Health Choice B-294

Fund Code

14446-1101 *State Level Administration* B-299
 The purpose of this fund is to manage the Health Choice Program in North Carolina ensuring the program meets or exceeds federal program performance standards for efficient and effective operation. Salaries, fringe benefits and related costs reside in this fund.

14446-1310 *Medical Payments* B-301
 The purpose of this fund is to record payments made to the State Employee's Health Plan for monthly premium payments and special needs payments.

Divisions of Services for the Blind, Deaf, and Hard of Hearing

Mission The Division of Services for the Blind seeks to empower individuals who are blind or visually impaired to achieve their maximum potential. The Division of Services for the Deaf and the Hard of Hearing seeks to enable persons who are deaf, hard of hearing or deaf-blind to achieve equal access, effective communication and a better quality of life.

Page

Budget Code - 14450 DHHS-Div of Services for the Blind & Deaf/Hard of Hearing B-302

Fund Code

14450-1110 *Management and Support Services* B-309
 To provide management and administrative support services for the Division of Services for the Blind. Those services include budgeting and accounting, LAN and information systems support, policy development, implementation and interpretation, and maintenance of the statewide Blind Register.

14450-1190 *Federal Revenue Clearing* B-311
 The Revenue Clearing Fund records accounting transactions that detail by funding source the revenue due from federal and other funding agencies as a result of expenditures that earned those dollars in the operating funds of the agency. Actual receipts received from funding agencies are also recorded in this fund. The Revenue Clearing Fund

balance indicates the current status of the agency's accounts receivable for the funding sources reflected in the Clearing Account at any point in the fiscal year.

14450-1210 *Special Assistance for the Blind* B-312

The purpose of Special Assistance for the Blind is to assist blind persons in meeting their minimum needs, primarily by providing financial assistance payments to supplement Social Security and supplemental security income payments for all eligible recipients in rest homes at the current legislatively authorized rates and by providing for non-Medicaid covered expenses of eligible individuals.

14450-1410 *Independent Living Services* B-313

Independent Living enables eligible citizens who are blind or visually-impaired to become as independent and self-sufficient as possible; improve their family life and their sense of well-being; and avoid institutionalization by providing individual and family adjustment services, housing and home improvement services, chore services, health support, employment and training, and information and referral as needed. Case management services are also provided for blind and visually-impaired persons with medical conditions who are at risk of institutionalization.

14450-1510 *Rehabilitation for the Blind - Counsel/Placement* B-315

The Rehabilitation Program assists the blind and visually-impaired in maintaining, returning to, or securing competitive employment or pursuing activities which allow them to become productive members of society. To accomplish this responsibility, this program: (1) provides evaluation, vocational training, physical restoration, maintenance, transportation, and job placement; (2) prepares consumers to take advantage of vocational training, higher education and/or employment by providing adjustment to blindness services and training services at the Division's Rehabilitation Center; and (3) seeks consumer involvement through consumer satisfaction surveys for the rehabilitation programs.

14450-1610 *Business Enterprises* B-318

Business Enterprise Administration seeks to provide blind citizens remunerative employment opportunities through establishment of food service and vending facilities on federal, state, and private properties that are managed by blind citizens. Management services are provided to create these opportunities, train blind individuals in the management of these operations and to utilize assistive technology such that blind operators can successfully work as managers of these facilities.

14450-1810 *DHHS - General Administration* B-320

This fund is used to supervise field and statewide service programs; provide budgeting and accounting services and program evaluation; develop policies and procedures; provide personnel services, staff development, systems development, operations, telecommunications and related information technology planning and support; research and analyze consumer and provider needs; administer the NC Telecommunications Access of North Carolina (TANC) program; and collaborate with existing and new partners to serve consumers.

14450-1820 *DHHS - Regional Resource Center* B-322

The purpose of this fund is to provide training and technical assistance on the Americans with Disabilities Act and other disability laws; provide hard of hearing services, alternative communication orientation, coping skills, and family

support training; provide direct service in the form of communication access provision (such as providing assistive listening devices, interpreter services or computer assisted notetaking); provide assistance in the application, distribution and training of assistive equipment distributed by the TANC; and provide self-advocacy training, disability and ability awareness, and cross-cultural education for consumers and service providers.

14450-1991 *Federal Indirect Reserve* B-324

The purpose of this fund is to account for funds earned for indirect costs from federal funding sources. The rate or amount of indirect cost that may be earned is negotiated each year with the federal DHHS Division of Cost Allocation based upon prior year statewide and departmental overhead costs.

14450-1992 *Prior Year Earned Revenue* B-325

This fund is used to record revenue, primarily from federal funding sources, that was earned in a prior fiscal year and received in the current fiscal year.

14450-1993 *Prior Period Refunds* B-326

This fund is used to record adjustments to expenditures or receipts for activities or transactions that occurred in a prior fiscal year. Adjustments tracked in this fund include paybacks from subgrantees as a result of audits of prior year operations.

Division of Mental Health/Developmental Disabilities/Substance Abuse Services

Mission The mission of the Division of Mental Health, Developmental Disabilities and Substance Abuse Services is to provide people with, or at risk of, mental illness, developmental disabilities and substance abuse problems and their families the necessary prevention, intervention, treatment, services and supports they need to live successfully in communities of their choice.

Page

Budget Code - 14460 DHHS - Div Mental Health/Develop.Disab./Sub.Abuse B-327

Fund Code

14460-1110 *General Administration* B-341

This fund supports general administrative activities within the division. Resources are utilized to provide administrative support in the administration and delivery of services in both community programs and state operated facilities.

14460-1216 *Whitaker School* B-345

This fund budgets and tracks expenditures for the state operated Whitaker School in Butner, N.C. This residential program for children provides education and services to enable children to transition back into community-based living arrangements.

14460-1217	<i>Eastern Adolescent Treatment Program</i> Fund code is no longer in use.	B-348
14460-1220	<i>Broughton Hospital</i> This fund budgets and tracks expenditures for Broughton Hospital, a state operated inpatient facility in Morganton, N.C., for adults with mental health needs. Services primarily include psychiatric inpatient care and rehabilitation.	B-350
14460-1230	<i>Cherry Hospital</i> This fund budgets and tracks expenditures for Cherry Hospital, a state operated inpatient facility in Goldsboro, N.C., for adults with mental health needs. Services primarily include evaluation, psychiatric inpatient care, and rehabilitation.	B-354
14460-1240	<i>Dorothea Dix Hospital</i> This fund budgets and tracks expenditures for Dorothea Dix Hospital in Raleigh, N.C., a state operated inpatient facility for individuals with mental health needs. Services primarily include evaluation, psychiatric inpatient care, and rehabilitation for adults, including a special forensic unit and specialized services for individuals with mental illness who are deaf and hard of hearing.	B-358
14460-1250	<i>NC Special Care Center</i> This fund budgets and tracks expenditures for the N.C. Special Care Center (NCSCC) in Wilson. NCSCC provides high quality skilled and intermediate nursing care for individuals who cannot be placed in traditional nursing care locations due to having psychiatric diagnoses and/or unusual physical conditions.	B-362
14460-1260	<i>John Umstead Hospital</i> This fund budgets and tracks expenditures for Umstead Hospital in Butner, N.C., a state operated inpatient facility for adults with mental health needs. Services primarily include evaluation, psychiatric inpatient care, and rehabilitation.	B-365
14460-1261	<i>John Umstead Hospital - Federal - Other</i> This fund budgets and tracks specialized federal and other grant expenditures for Umstead Hospital in Butner, N.C., a state operated inpatient facility for adults with mental health needs. Services primarily include evaluation, psychiatric inpatient care, and rehabilitation.	B-369
14460-1280	<i>Wright School - State</i> This fund budgets and tracks expenditures for the state operated Wright School residential program for children. The program is designed to provide high quality mental health residential treatment to North Carolina's most serious emotionally disturbed 6- to 12-year-old children and their families. Individualized assessment, planning, and treatment activities are provided for 24 children at the Durham facility five days a week. Intensive outreach efforts are made to identify and energize family and community resources in the child's local community. These combined efforts increase the likelihood of successfully meeting each child's special needs and enabling a successful return to community living.	B-371

- 14460-1290 *Program Services Mental Health - State* B-373
 This fund budgets and tracks expenditures for community-based mental health services, including direct service contracts which the division holds for adults and children. A variety of individual budget accounts are established within this fund to budget and track the provision of periodic day services and 24-hour services. The principal source of funds in this fund code is state appropriation.
- 14460-1291 *Program Services Mental Health - Federal* B-375
 This fund budgets and tracks expenditures for community-based mental health services, including direct service contracts which the division holds for adults and children. A variety of individual budget accounts are established within this fund to budget and track the provision of periodic day services and 24-hour services, as well as specialized initiatives such as the federal PATH Homeless grant, etc. The principal source of funds in this fund code is federal funds.
- 14460-1320 *Black Mountain Center - State* B-376
 This fund is established for the purpose of tracking budget and expenditures for Black Mountain Center (BMC) in Black Mountain, one of the five state operated mental retardation centers. BMC operates a Medicaid certified program which provides residential care and active treatment to individuals who have severe to profound mental retardation. BMC also operates a certified nursing facility for persons throughout N.C. who have probable Alzheimer's disease and whose combative and assaultive behaviors make other living arrangement unrealistic.
- 14460-1330 *Caswell Center - State* B-379
 This fund is established for the purpose of tracking budget and expenditures for Caswell Center in Kinston, N.C., one of the five state operated mental retardation centers. Caswell is an Intermediate Care Facility for the Mentally Retarded (ICF/MR) and provides outreach, advocacy, and community based training. Source of funds in this fund code is primarily Medicaid ICF/MR receipts and state appropriation.
- 14460-1340 *Murdoch Center - State* B-382
 This fund is established for the purpose of tracking budget and expenditures for Murdoch Center in Butner, N.C., one of the five state operated mental retardation centers. Murdoch Center provides an ICF/MR level of care, as well as programs of outreach, advocacy, and community based training. Source of funds in this fund code is primarily Medicaid ICF/MR and state appropriation.
- 14460-1350 *O'Berry Center - State* B-385
 This fund is established for the purpose of tracking budget and expenditures for the O'Berry Center in Goldsboro, N.C. One of the five state operated mental retardation facilities, the O'Berry Center provides an ICF/MR level of care, as well as programs of outreach, advocacy, and community based training. Source of funds in this fund code is primarily Medicaid ICF/MR and state appropriation.

- 14460-1360 *J. Iverson Riddle Center - State* B-388
 This fund is established for the purpose of tracking budget and expenditures for the J. Iverson Riddle Center (formerly the Western Carolina Center) in Morganton, N.C. One of the five state operated mental retardation centers, the Riddle Center provides an ICF/MR level of care, as well as programs of outreach, early intervention, advocacy, and community based training. Source of funds in this fund code is primarily Medicaid ICF/MR and state appropriation.
- 14460-1361 *J. Iverson Riddle Center - Federal* B-391
 This fund is established for the purpose of tracking budget and expenditures for the J. Iverson Riddle Center in Morganton, N.C. One of the five state operated mental retardation centers, it provides ICF/MR level of services, as well as programs of outreach, advocacy, and community-based training. The source of funds in this fund code is primarily federal Infant and Toddler Grant funds for the provision of early intervention training activities.
- 14460-1390 *Program Services - Develop. Disab. - State* B-393
 This fund is established for the purpose of tracking budget expenditures for community-based developmental disabilities services, including direct service contracts which the division holds for adults and children. A variety of individual budget accounts are established within this fund for the provision of periodic day services and 24-hour services. The principal source of funds in this fund code is state appropriation.
- 14460-1391 *Program Services - Develop. Disab. - Federal* B-395
 This fund is established for the purpose of tracking budget expenditures for community-based developmental disabilities services, including direct service contracts which the division holds for adults and children. A variety of individual budget accounts are established within this fund for the provision of periodic day services and 24-hour services. The principal source of funds in this fund code is federal funds.
- 14460-1420 *Julian F. Keith ADATC - State Funds* B-396
 This fund is established for the purpose of tracking budget and expenditures for the Julian F. Keith Alcohol and Drug Abuse Treatment Center (JFK-ADATC) in Black Mountain, N.C. One of the three state operated ADATCs, it provides medical, psychological, nursing, social work, family, and detoxification services as well as substance abuse education and rehabilitation therapy. Source of funds in this fund code is primarily state appropriation.
- 14460-1421 *Julian F. Keith ADATC - Federal/Other Funds* B-399
 This fund is established for the purpose of tracking budget and expenditures for the Julian F. Keith Alcohol and Drug Abuse Treatment Center (JFK-ADATC) in Black Mountain, N.C. One of the three state operated ADATCs, it provides medical, psychological, nursing, social work, family, and detoxification services as well as substance abuse education and rehabilitation therapy. Source of funds in this fund code is the Substance Abuse Prevention and Treatment Block Grant.

- 14460-1440 *Walter B. Jones ADATC - State* B-401
 This fund is established for the purpose of tracking budget and expenditures for the Walter B. Jones Alcohol and Drug Abuse Treatment Center (WBJ-ADATC) in Greenville, N.C. One of the three state operated ADATCs, it provides medical, psychological, nursing, social work, family, and detoxification services as well as substance abuse education and rehabilitation therapy. WBJ-ADATC also provides a program for pregnant and postpartum women and their infants and has an on-site maternal unit. Source of funds in this fund code is primarily state appropriation.
- 14460-1441 *Walter B. Jones ADATC - Federal* B-404
 This fund is established for the purpose of tracking budget and expenditures for the Walter B. Jones Alcohol and Drug Abuse Treatment Center (WBJ-ADATC) in Greenville, N.C. One of the three state operated ADATCs, it provides medical, psychological, nursing, social work, family, and detoxification services as well as substance abuse education and rehabilitation therapy. WBJ-ADATC also provides a program for pregnant and postpartum women and their infants and has an on-site maternal unit. Source of funds in this fund code is primarily the Substance Abuse Prevention and Treatment Block Grant.
- 14460-1490 *Program Services - Substance Abuse - State* B-406
 This fund is established for the purpose of tracking budget expenditures for community-based substance abuse services, including direct service contracts which the division holds for adults and children. A variety of individual budget accounts are established within this fund to budget and track the provision of periodic day services and 24-hour services. The principal source of funds in this fund code is state appropriation.
- 14460-1491 *Program Services - Substance Abuse - Federal* B-407
 This fund is established for the purpose of tracking budget expenditures for community-based substance abuse services, including direct service contracts which the division holds for adults and children. A variety of individual budget accounts are established within this fund to budget and track the provision of periodic day services and 24-hour services, as well as specialized initiatives, such as HIV/AIDS and special services to women, including those who are pregnant or have minor children, etc. The principal source of funds in this fund code is federal funds.
- 14460-1510 *Western Regional Maintenance* B-409
 This fund is established to consolidate the maintenance activities for Broughton Hospital, J. Iverson Riddle Center (formerly the Western Carolina Center), and Western School for the Deaf, all located in Morganton, N.C.
- 14460-1520 *Central Regional Maintenance* B-412
 This fund was established to continue providing maintenance for DHHS facilities located on the Dorothea Dix Hospital campus in anticipation of its closure.
- 14460-1590 *General Program Services* B-414
 General Program Services is utilized to track budget and expenditures that do not readily lend themselves to classification by disability. Funds budgeted in this fund code are primarily utilized at the community level.

14460-1810	<i>Revenue Clearing Account</i>	B-415
	The Revenue Clearing Fund records accounting transactions that detail by funding source the revenue due from federal and other funding agencies as a result of expenditures that earned those dollars in the operating funds of the agency. Actual receipts received from funding agencies are also recorded in this fund. The Revenue Clearing Fund balance indicates the current status of the agency's accounts receivable for the funding sources reflected in the Clearing Account at any point in the fiscal year.	
14460-1910	<i>Reserves and Transfers</i>	B-417
	This fund is used to record budgetary reserves and non-operating transfers to other state agencies.	
14460-1991	<i>Reserve for Indirect Cost</i>	B-418
	The purpose of this fund is to account for funds earned for indirect cost from federal funding sources. The rate or amount of indirect cost that may be earned is negotiated each year with the federal DHHS Division of Cost Allocation based upon prior year statewide and department overhead costs.	
14460-1992	<i>Prior Year Earned Revenue</i>	B-419
	This fund is used to record revenue received in the current fiscal year, primarily from federal funding sources, that was earned in a prior fiscal year.	
14460-1993	<i>Prior Year Refunds and Carry Forward</i>	B-421
	This fund is used to record adjustments to expenditures or receipts for activities or transactions that occurred in a prior fiscal year. Adjustments tracked in this fund include paybacks from subgrantees as a result of audits of prior year operations.	

Page

Budget Code - 24460 DHHS - DMH/DD/SAS - Special B-423

Fund Code

24460-2280	<i>Wright School - Special Fund</i>	B-427
	This fund was established for the purpose of tracking budget and expenditures for educational grants from the N.C. Department of Public Instruction.	

Page

Budget Code - 54465 DHHS - Town of Butner B-428

Fund Code

54465-5100	<i>Town of Butner Bonds</i>	B-434
	The purpose of this fund code is to budget and track expenditures for the Town of Butner bonds. Expenditures generally relate to bond payments, capital projects, and miscellaneous operating costs.	

54465-5300	<i>Butner Advisory Committee</i>	B-435
	The purpose of this fund code is to budget and track expenditures for the Town of Butner Advisory Committee (BAC). BAC activities focus on issues related to the Town of Butner.	
54465-5400	<i>Water Plant Operations</i>	B-437
	The purpose of this fund code is to budget and track expenditures related to the provision of water to all private residences, commercial facilities, and federal and state facilities in the Butner area.	
54465-5500	<i>Waste Water Operations</i>	B-439
	The purpose of this fund code is to budget and track expenditures related to the provision of waste water (sewer) services to all private residences, commercial facilities, and federal and state facilities in the Butner area.	
54465-5600	<i>Town of Butner Operation</i>	B-441
	The purpose of this fund code is to budget and track expenditures related to the administrative operation of the Town of Butner. Revenues to support these activities are transferred from receipts received for the Water Plant and Waste Water operations.	
54465-5700	<i>Road and Ground Operations</i>	B-443
	The purpose of this fund code is to budget and track expenditures related to the maintenance of roads and grounds for the Town of Butner. Revenues to support these activities are transferred from receipts received for the Water Plant and Waste Water operations.	

Page

Budget Code - 74465 DHHS - John Umstead - Butner Area Central Services	B-445
---	-------

Fund Code

74465-7800	<i>Telephone System</i>	B-450
	The purpose of this fund code is to budget and track expenditures for the provision of telephone service for State operated facilities in Butner, N.C., including the Town of Butner Offices.	

Division of Facility Services

Mission Provide for the health, safety, and well-being of individuals through effective regulatory and remedial activities, including appropriate consultation and training opportunities, and by improving access to health care delivery systems through the rational allocation of needed facilities and services.

	Page
Budget Code - 14470 DHHS - Division of Facility Services	B-452
Fund Code	
14470-1111 <i>Management and Support</i>	B-459
<p>To achieve the division's outcomes and program objectives and deploy available resources to satisfactorily serve both internal and external customers. Accomplishing this purpose will involve the following: provide administrative, clerical, and liaison support to the commissions, task forces and advisory groups that develop policy and perform rule-making for the division; administer the Health Care Facilities Finance Act and issue tax exempt bonds for projects approved by the Medical Care Commission; provide general administrative support in areas such as budgeting, personnel, contracting, purchasing, data processing, and mail receipt and delivery; and ensure that all staff are familiar with the division and its mission and objectives by providing orientation to all new employees on a quarterly basis.</p>	
14470-1311 <i>Facility and Health Services</i>	B-462
<p>Ensure safe and high quality care, quality of life, and safety of residents and citizens who utilize health, social, and local confinement facilities and related services through regulatory compliance. In carrying out their responsibilities staff will: (1) provide technical assistance to health care facilities to ensure compliance with licensure and certification rules governing health and adult care facilities; (2) conduct reviews/inspections of health and adult care facilities and issue new and renewal licenses when conditions are in compliance with standards; (3) inspect the health and safety conditions at local confinement facilities at least twice a year; (4) maintain a registry of health care professionals working in health care facilities in the state; (5) survey each certified Medicare/Medicaid facility at least once annually to assure compliance with Medicare/Medicaid regulations; and (6) review each Medicaid recipient in Intermediate Care Facility/Mental Retardation and psychiatric facilities at least once annually to assure that he/she is appropriately placed and is receiving care which is sufficient to meet optimal physical/mental/psycho-social needs.</p>	
14470-1511 <i>Emergency Medical Services</i>	B-465
<p>To assure that safe, prompt, and high quality pre-hospital emergency care is available to the citizens of the state. To achieve its purpose the section will: (1) ensure that minimum staffing and equipment requirements are met by performing inspections on ambulances and advanced life-support vehicles; (2) ensure competent patient care is maintained through certification and recertification of local Emergency Medical Services staff; (3) provide technical/financial assistance to hospitals, regional emergency medical service (EMS) councils, EMS communications systems and local ambulance providers; (4) assist in the preparation and response to acts of biological and chemical terrorism; and (5) provide technical assistance to local volunteer and government ambulance providers in purchasing ambulance vehicles by writing specifications, through the bid process, and by inspecting new vehicles.</p>	
14470-1711 <i>Plan and Develop Health Care</i>	B-468
<p>To ensure both economic and geographic access to high quality and cost effective health care services, to enhance the physical quality of health care facilities, and to assure their efficient utilization. To accomplish this, the respective</p>	

sections will propose, for public review and State Health Coordinating Council approval, (1) the locations and scope of needed health service/facility additions, to be published in annual revisions of the State Medical Facilities Plan; (2) review certificate-of-need applications for new institutional health services and issue decisions in a timely manner; (3) defend certificate-of-need decisions that are appealed to Office of Administrative Hearings; and (4) monitor the development of projects to ensure compliance with conditions of approval.

14470-1810 *Revenue Clearing Fund* B-470

The Revenue Clearing Fund records accounting transactions that detail by funding source the revenue due from federal and other funding agencies as a result of expenditures that earned those dollars in the operating Funds of the agency. Actual receipts received from funding agencies are also recorded in this Fund. The Revenue Clearing Fund balance indicates the current status of the agency's accounts receivable for the funding sources reflected in the Clearing Account at any point in the fiscal year.

14470-1818 *Charitable Fund-Raising* B-471

This function was transferred to the Secretary of State (via legislation) in January 1999.

Protect consumers from fraud and injurious practices and illegal activities in the solicitation of funds or the conduct of bingo games on behalf of charitable organizations. Staff register charitable solicitation activities in the state; investigate complaints; issue new and renewal licenses to organizations that qualify to operate bingo games; and conduct annual audits of their operations.

14470-1991 *Indirect Reserve* B-472

The purpose of this fund is to account for funds earned for indirect costs from federal funding sources. The rate or amount of indirect cost that may be earned is negotiated each year with the federal DHHS Division of Cost Allocation based upon prior year statewide and departmental overhead costs.

14470-1992 *Prior Year Earned Revenue* B-473

This fund is used to record revenue received in the current fiscal year, primarily from federal funding sources, that was earned in a prior fiscal year.

14470-1993 *Prior Year Unearned Revenue* B-474

This fund is used to record adjustments to expenditures or receipts for activities or transactions that occurred in a prior fiscal year. Adjustments tracked in this fund include paybacks from subgrantees as a result of audits of prior year operations.

Division of Vocational Rehabilitation

Mission To promote employment and independence for persons with disabilities through customer partnerships and community leadership.

	Page
Budget Code - 14480 DHHS - Division of Vocational Rehabilitation	B-475
Fund Code	
14480-1101 <i>Management and Support Services</i>	B-483
<p>The purpose of this fund is to provide management and administrative support services in accomplishing the mission of the Division of Vocational Rehabilitation Services. Management and administrative support services include planning, developing, coordinating and evaluating the activities, programs, and services developed under the authority of the Rehabilitation Act and through state appropriations for individuals with significant disabilities. Included are budgeting and accounting, staff training and development, information technology, human resource management, grants development, statistical analysis and reporting, policy development, procurement of goods and services, establishment of rates and fees, and contracts development and administration.</p>	
14480-1102 <i>Counseling and Placement - State</i>	B-485
<p>The purpose of this fund is the administration and coordination of counseling and placement services, including the development of Individualized Plans for Employment (IPE). Vocational Rehabilitation provides within this fund a variety of job related services: job development, outreach and networking with business and industry, job placement, job retention, and on-the-job support to individuals who are eligible for services. Services are provided and coordinated as agreed upon by the eligible individual and the VR Counselor in an Individualized Employment Plan. Counseling (including information and referral) and placement may extend throughout the entire life of the Rehabilitation Plan.</p>	
14480-1103 <i>Counseling and Placement - Third Party</i>	B-488
<p>The purpose of this fund is the administration and coordination of counseling and placement services in collaboration with local entities, including the development of Individualized Plans for Employment (IPE). Vocational Rehabilitation provides these job related services: job development, outreach and networking with business and industry, job placement, job retention, and on-the-job supports to individuals who are eligible for services. Services are provided and coordinated as agreed upon by the eligible individual and the VR Counselor in an Individualized Employment Plan. Counseling (including information and referral) and placement may extend throughout the entire life of the Rehabilitation Plan.</p>	
14480-1104 <i>Agency Operated Rehabilitation Facility</i>	B-490
<p>The purpose of this fund is to support the administration and operation of two Community Rehabilitation Facilities. These facilities provide a variety of services for individuals with significant disabilities in order to help them obtain</p>	

employment. Once consumers are determined eligible, Vocational Rehabilitation provides the following job related services: vocational evaluation, vocational training, job development, outreach and networking with business and industry, job placement, job retention, and on-the-job supports to individuals who are eligible for services. These facilities contract with local industries to provide a variety of products, utilizing the income generated to purchase equipment and materials, thus creating opportunities for additional consumers.

14480-1105 *Case Services*

B-492

The purpose of this fund is the coordination and procurement of goods and services provided by Vocational Rehabilitation to assist eligible individuals to obtain, maintain, or retain employment. Depending on individual needs, services may include assessment, diagnosis and treatment, training, rehabilitation technology, job related services, tools, equipment, and initial stock for small businesses. Additional services provided to support achievement of the employment outcome include transportation, personal assistance, and interpreter and reader services. Post-employment services may be provided when required for job retention.

14480-1201 *Establishment of Facilities*

B-493

The purpose of this program is to broaden and expand opportunities for training and employment of individuals with disabilities by assisting in the development of Community Rehabilitation Programs and construction of barrier-free rehabilitation facilities. To accomplish this purpose, the division reviews applications for establishment of new programs, expansion needs, and improvement of existing programs while supporting the programs efforts to meet state and national design standards.

14480-1301 *Client Assistance Project*

B-494

The purpose of this fund is the administration of the Client Assistance Project (CAP), which helps rehabilitation clients and potential clients understand what services are available through state rehabilitation programs and related state and federal assistance programs. Further, it informs consumers of their rights and responsibilities in connection with the benefits of these programs. This program also works to improve the efficiency of agency service delivery. CAP accomplishes its purposes by responding to requests for information about statewide rehabilitation programs, answering specific questions about rehabilitation services, and referring clients to other agencies and services when appropriate. Also, CAP establishes cases with individual clients in order to resolve their issues and concerns when involvement beyond information and referral is necessary. Finally, CAP has direct responsibility in formal appeals, hearings, and litigation when alternative dispute resolution actions are not successful.

14480-1302 *Supported Employment Project*

B-496

The purpose of this fund is the administration of the Supported Employment Program (SE). This program establishes a system of services for persons with the most significant disabilities who need extensive on-job-site training with long-term support services to learn, obtain, and maintain employment in the competitive labor market. To accomplish this purpose, the division places persons with the most significant disabilities and those for whom job placement has not traditionally been expected into competitive employment. This is accomplished through a multi-agency collaborative effort.


- 14480-1303 *Assistive Technology Project* B-497
 The purpose of this fund is the administration of the North Carolina Assistive Technology Project (NCATP). The project objective is to provide assistive technology services for persons with disabilities, their families, and the professionals who serve them across the state. Five regional centers offer technical consultation in selection of the most appropriate equipment, demonstration and try-out of technology, short-term equipment loan, computer access evaluation, training seminars, and awareness activities regarding assistive technology. Other program services include technical assistance to local grassroots organizations and schools, funding resource information and advocacy, and systems change initiatives to improve assistive technology access. NCATP serves all ages from birth through old age and persons with all types of disabilities. The goal is to increase independence and opportunities for persons with disabilities in school, home, work, and community activities through the use of assistive technology.
- 14480-1305 *Independent Living Programs* B-499
 The purpose of this fund is the administration of the Independent Living Services program (ILS). This program prevents institutionalization of persons with significant disabilities, helps to deinstitutionalize individuals whenever possible, and maximizes community living for them and their families as well as other significantly disabled individuals already living in the community. Where feasible, clients may transition to the vocational rehabilitation program for services. For those who achieve their work goal, ILS may become a resource for maintaining employment in the community. In addition to providing persons with the most significant disabilities with community integrated alternative living, ILS also effectively contains the cost of long-term care. To accomplish this purpose, ILS provides services to maximize independence of persons with significant disabilities within their homes, families, and communities. Services provided include guidance, counseling, evaluation, housing, vehicle and/or home modifications, engineering services, maintenance, and consumer managed attendant care.
- 14480-1810 *Revenue Clearing* B-502
 The Revenue Clearing Fund records accounting transactions that detail by funding source the revenue due from federal and other funding sources as a result of expenditures that earned those dollars in the operating funds of the agency. Actual receipts received from federal and other funding sources are also recorded in this fund. The Revenue Clearing Fund balance indicates the current status of the agency's accounts receivable for the funding sources reflected in the Clearing Account at any point in the state fiscal year.
- 14480-1991 *Indirect Reserve* B-503
 The purpose of this Fund is to account for funds earned for indirect costs from federal funding sources. The rate or amount of indirect cost that may be earned is negotiated each year with the federal DHHS Division of Cost Allocation based upon prior year statewide and departmental overhead costs.
- 14480-1992 *Prior Year Earned Revenue* B-504
 This Fund is used to record revenue received in the current state fiscal year, primarily from federal funding sources, that was earned in a prior fiscal year.

14480-1993 *Prior Year Audit and Adjustments*

B-505

This fund is used to record adjustments to expenditures or receipts for activities or transactions that occurred in a prior state fiscal year. Adjustments tracked in this fund include paybacks from subgrantees and purchase of service vendors, as a result of audits of prior year operations.

Section B



Budgets

Summary by Purpose

14410 DHHS - Division of Central Management and Support

DESCRIPTION (1)	2003-2004 ACTUAL (2)	2004-2005 CERTIFIED (3)	2004-2005 AUTHORIZED (4)	2005-2006 INCR/DECR (5)	2005-2006 TOTAL (6)	2006-2007 INCR/DECR (7)	2006-2007 TOTAL (8)
REQUIREMENTS							
1010 CENTRAL MANAGEMENT & ADM	4,629,406	4,131,205	4,318,038	-2,530	4,315,508	-1,796	4,316,242
1011 ADMIN. AND SUPPORT	5,369,084	5,934,151	6,159,490	-2,394,045	3,765,445	-2,391,687	3,767,803
1012 DHHS CONTROLLER'S OFFICE	16,696,700	15,995,029	16,093,803	16,503	16,110,306	32,421	16,126,224
1013 OFFICE OF MMIS+ SERVICE	0	5,000,000	5,000,000	-5,000,000	0	-5,000,000	0
1030 CITIZEN SERVICES	1,160,773	754,871	782,300	5,070	787,370	6,195	788,495
1110 NC COUNCIL ON DEV. DIS.	2,609,272	2,839,957	2,839,957	5,922	2,845,879	7,453	2,847,410
1210 DIV. OF HUMAN RESOURCES	2,349,481	2,486,415	2,458,922	-270	2,458,652	1,046	2,459,968
1310 OFFICE OF ECON. OPPORTUN	19,350,381	19,509,001	19,509,001	0	19,509,001	0	19,509,001
1311 RESIDENTIAL ENRGY EFF SV	13,467,225	11,949,694	11,949,694	0	11,949,694	0	11,949,694
1410 INFORMATION SYSTEMS SERV	52,445,087	43,278,864	43,963,900	1,824,051	45,787,951	8,472,129	52,436,029
1411 DIRM-PLANNING AND DEV.	3,320,577	0	0	0	0	0	0
1510 OFFICE RESEARCH DEMO&RHD	18,522,529	49,515,479	50,251,624	-7,000,000	43,251,624	-7,000,000	43,251,624
1710 MORE AT FOUR PRE-K PROG	38,956,159	51,022,287	51,022,287	-1,016,165	50,006,122	-1,016,165	50,006,122
1910 RESERVES AND TRANSFERS	0	-10,434,875	-10,434,875	10,787,400	352,525	10,787,400	352,525
1991 INDIRECT COST-RESERVE	366,897	0	0	0	0	0	0
1992 PRIOR YEAR EARNED REVENU	1,520,526	605,120	605,120	0	605,120	0	605,120
1993 PRIOR YEARS AUDITS & ADJ	10,835,339	0	0	0	0	0	0
1995 RESERVE FOR AUTOMATION	0	4,634,966	4,634,966	5,400,000	10,034,966	5,400,000	10,034,966
TOTAL REQUIREMENTS	191,599,436	207,222,164	209,154,227	2,625,936	211,780,163	9,296,996	218,451,223
ESTIMATED RECEIPTS							
1010 CENTRAL MANAGEMENT & ADM	1,238,457	1,123,920	1,126,545	0	1,126,545	0	1,126,545
1011 ADMIN. AND SUPPORT	2,012,908	543,760	543,760	-549	543,211	-549	543,211
1012 DHHS CONTROLLER'S OFFICE	6,549,647	5,010,567	5,030,123	-82,537	4,947,586	-80,191	4,949,932
1013 OFFICE OF MMIS+ SERVICE	0	5,000,000	5,000,000	-5,000,000	0	-5,000,000	0
1030 CITIZEN SERVICES	649,810	343,559	346,204	-104,836	241,368	-104,535	241,669
1110 NC COUNCIL ON DEV. DIS.	2,508,849	2,726,357	2,726,357	5,364	2,731,721	6,704	2,733,061
1210 DIV. OF HUMAN RESOURCES	47,252	71,174	71,174	-24,922	46,252	-24,922	46,252
1310 OFFICE OF ECON. OPPORTUN	19,316,830	19,453,116	19,453,116	0	19,453,116	0	19,453,116
1311 RESIDENTIAL ENRGY EFF SV	13,467,224	11,949,694	11,949,694	0	11,949,694	0	11,949,694
1410 INFORMATION SYSTEMS SERV	35,648,946	29,370,460	29,775,638	833,416	30,609,054	3,500,489	33,276,127
1411 DIRM-PLANNING AND DEV.	3,287,472	0	0	0	0	0	0
1510 OFFICE RESEARCH DEMO&RHD	12,317,402	36,983,583	36,983,583	0	36,983,583	0	36,983,583
1810 REVENUE CLEARING ACCOUNT	-2,507,009	0	0	0	0	0	0

Summary by Purpose

14410 DHHS - Division of Central Management and Support

DESCRIPTION (1)	2003-2004 ACTUAL (2)	2004-2005 CERTIFIED (3)	2004-2005 AUTHORIZED (4)	2005-2006 INCR/DECR (5)	2005-2006 TOTAL (6)	2006-2007 INCR/DECR (7)	2006-2007 TOTAL (8)
1910 RESERVES AND TRANSFERS	0	52,525	52,525	0	52,525	0	52,525
1991 INDIRECT COST-RESERVE	743,980	0	0	0	0	0	0
1992 PRIOR YEAR EARNED REVENUE	2,616,231	605,120	605,120	0	605,120	0	605,120
1993 PRIOR YEARS AUDITS & ADJ	10,933,221	0	0	0	0	0	0

TOTAL RECEIPTS	108,831,220	113,233,835	113,663,839	-4,374,064	109,289,775	-1,703,004	111,960,835

NET APPROPRIATION	82,768,216	93,988,329	95,490,388	7,000,000	102,490,388	11,000,000	106,490,388

Summary by Account

14410 DHHS - Division of Central Management and Support

DESCRIPTION (1)	2003-2004 ACTUAL (2)	2004-2005 CERTIFIED (3)	2004-2005 AUTHORIZED (4)	2005-2006 INCR/DECR (5)	2005-2006 TOTAL (6)	2006-2007 INCR/DECR (7)	2006-2007 TOTAL (8)
REQUIREMENTS							
53 1141 SEC./COUNCIL ST.SAL.APPR	102,119	104,672	104,672	0	104,672	0	104,672
53 1211 SPA-REG SALARIES-APPRO	6,423,796	6,883,040	7,236,288	0	7,236,288	0	7,236,288
53 1212 SPA-REG SALARIES-RECPT	1,415,761	1,686,311	1,688,625	0	1,688,625	0	1,688,625
53 1213 SPA SALARIES UNDESIGNATE	19,656,889	21,352,076	22,039,291	0	22,039,291	0	22,039,291
53 1221 TIME LIMITED SAL APPROP	0	1,250	1,250	0	1,250	0	1,250
53 1222 SPA TIME LIMITED-RECPT	246,544	351,154	351,154	0	351,154	0	351,154
53 1223 TIME LIMIT SALARIES-UNDE	40,339	40,789	40,789	0	40,789	0	40,789
53 1311 REG(N S) TEMP WAGES-APPR	0	31,395	31,395	0	31,395	0	31,395
53 1312 REG(N S) TEMP WAGES-RECP	0	1,746	1,746	0	1,746	0	1,746
53 1413 OT PAY UNDESIGNATED	109,632	0	0	0	0	0	0
53 1423 HOLIDAY PAY UNDESIGNATED	1,475	0	0	0	0	0	0
53 1433 SHIFT 10% PREM PAY UND	11,260	0	0	0	0	0	0
53 1443 CALLBK/STBY PREM PAY	52,545	0	0	0	0	0	0
53 1452 DUAL EMPLOY.WAGES-RECEIP	10,758	0	0	0	0	0	0
53 1461 EPA&SPA-LONGVTY PAY-APPR	154,042	158,449	158,449	2,519	160,968	6,927	165,376
53 1462 EPA&SPA-LONGVTY PAY-REC	24,726	16,224	16,224	1,185	17,409	1,185	17,409
53 1463 LONGEVITY PAY-UNDESIGNAT	340,700	275,351	285,388	4,521	289,909	5,646	291,034
53 1511 SOCIAL SEC CONTRIB-APPRO	488,872	552,308	579,364	0	579,364	0	579,364
53 1512 SOCIAL SEC CONTRIB-RECPT	125,433	161,609	157,273	0	157,273	0	157,273
53 1513 SOCIAL SECURITY-UNDESIGD	1,500,275	1,636,409	1,694,030	2,883	1,696,913	2,883	1,696,913
53 1521 REG RETIRE CONTRIB-APPRO	221,653	432,137	445,628	0	445,628	0	445,628
53 1522 REG RETIRE CONTRIB-RECPT	57,696	122,076	118,828	0	118,828	0	118,828
53 1523 REG RETIRE CONTRIB-UNDES	690,333	1,297,766	1,324,542	-27,067	1,297,475	-27,067	1,297,475
53 1561 MED INS CONTRIB-APPRO	350,402	449,127	458,891	0	458,891	0	458,891
53 1562 MED INS CONTRIB-RECPTS	110,981	143,166	139,762	0	139,762	0	139,762
53 1563 MED INS CONTRIB-UNDESIGD	1,432,368	1,675,893	1,721,138	0	1,721,138	0	1,721,138
53 1572 UNEMP COMP PAYMNTS TO ES	64,083	4,000	4,000	0	4,000	0	4,000
53 1625 ST DISABILITY PMT	66,918	12,000	12,000	0	12,000	0	12,000
53 1627 SHORT TERM DISAB PMT APP	5,778	0	0	0	0	0	0
53 1628 ST DISABILITY PMT-RECPT	11,793	0	0	0	0	0	0
53 1631 WRKER COMP-MED PAYMENTS	23,822	7,780	7,780	0	7,780	0	7,780
53 1651 COMPENSATION TO BOARD ME	2,940	5,715	4,135	0	4,135	0	4,135
53 1652 COMP.TO OTHER ELECTED OF	238	0	0	0	0	0	0
TOTAL PERSONAL SERVICES	33,744,171	37,402,443	38,622,642	-15,959	38,606,683	-10,426	38,612,216
53 2110 LEGAL SERVICES	338,852	166,641	166,641	0	166,641	0	166,641

Summary by Account

14410 DHHS - Division of Central Management and Support

DESCRIPTION (1)	2003-2004 ACTUAL (2)	2004-2005 CERTIFIED (3)	2004-2005 AUTHORIZED (4)	2005-2006 INCR/DECR (5)	2005-2006 TOTAL (6)	2006-2007 INCR/DECR (7)	2006-2007 TOTAL (8)
53 2120 FIN/AUD CONSUL.FEES	2,620,709	311,377	311,377	0	311,377	0	311,377
53 2140 INFORMATN TECHNOLOGY SVC	15,745,684	15,130,134	15,130,134	0	15,130,134	0	15,130,134
53 2143 LAN SUPPORT SERVICES	1,999,457	0	0	0	0	1,900,000	1,900,000
53 2145 SERVER SUPPORT SVCS	4,000	0	0	0	0	0	0
53 2147 IT SEAT MANAGEMENT SVCS.	321,768	1,510,864	1,510,864	0	1,510,864	0	1,510,864
53 2170 ADMIN SERVICES	2,094,719	1,837,443	1,837,443	0	1,837,443	0	1,837,443
53 2181 WORKSHOP/CONF.EXP.F/SVC.	12,268	11,541	11,541	0	11,541	0	11,541
53 2184 JANITORIAL SER AGREEMENT	17,736	17,925	17,925	0	17,925	0	17,925
53 2199 MISC CONTRACTUAL SERVICE	776,240	1,140,517	1,140,517	0	1,140,517	0	1,140,517
53 2200 UTILITY/ENERGY SERVICES	58,333	49,335	49,335	12,456	61,791	13,947	63,282
53 2300 REPAIR SERVICES	70,769	31,035	27,957	0	27,957	0	27,957
53 2400 MAINTENANCE AGREEMENTS	984,735	360,298	367,026	0	367,026	609,000	976,026
53 2500 RENTALS/LEASES	1,306,224	1,202,056	1,181,843	179,185	1,361,028	195,143	1,376,986
53 2700 TRAVEL& OTHER EMPLOYEEEX	369,360	744,200	692,467	0	692,467	0	692,467
53 2800 COMM. & DATA PROCESSING	22,340,075	17,877,406	17,955,952	1,471,995	19,427,947	5,461,073	23,417,025
53 2900 OTHER SERVICES	74,301	201,274	199,231	0	199,231	0	199,231

TOTAL PURCHASED SERVICES	49,135,230	40,592,046	40,600,253	1,663,636	42,263,889	8,179,163	48,779,416

53 3100 GENERAL ADMIN SUPPLIES	1,032,681	579,278	578,598	143,159	721,757	293,159	871,757
53 3200 FACILITY/HARDWARE SUPP	3,490	1,632	1,632	0	1,632	0	1,632
53 3300 VEHICLE/EQUIP OPER SUPPL	1,820	1,281	1,337	0	1,337	0	1,337
53 3400 FOOD SUPPLIES	0	227	227	0	227	0	227
53 3600 PHARMACEUTICAL SUPPLIES	0	54	54	0	54	0	54
53 3700 EDUCATIONAL SUPPLIES	14,038	1,950	1,950	0	1,950	0	1,950
53 3900 OTHER MATERIALS & SUPP	4,756	8,122	8,172	0	8,172	0	8,172

TOTAL SUPPLIES	1,056,785	592,544	591,970	143,159	735,129	293,159	885,129

53 4500 EQUIPMENT	253,524	241,401	245,155	-16,165	228,990	-16,165	228,990
53 4600 ART, OTHER ARTIFACTS&LIT	903	9,629	6,715	0	6,715	0	6,715
53 4700 INTANGIBLE ASSETS	280,217	110,863	112,475	63,865	176,340	63,865	176,340

TOTAL PROPERTY, PLANT & EQUIPMT	534,644	361,893	364,345	47,700	412,045	47,700	412,045

53 5100 BUSINESS/LICENSE FEES	563,067	0	0	0	0	0	0
53 5600 ASSET & OTHER ADJUSTMENT	3,041,620	1,067	75	0	75	0	75

Summary by Account

14410 DHHS - Division of Central Management and Support

DESCRIPTION (1)	2003-2004 ACTUAL (2)	2004-2005 CERTIFIED (3)	2004-2005 AUTHORIZED (4)	2005-2006 INCR/DECR (5)	2005-2006 TOTAL (6)	2006-2007 INCR/DECR (7)	2006-2007 TOTAL (8)
53 5800 OTHER ADMINSTRATIVE EXP	53,286	104,969	74,896	0	74,896	0	74,896
53 5900 OTHER EXPENSES	12,609,026	3,630	4,810	0	4,810	0	4,810
TOTAL OTHER EXPENSES & ADJUSTMEN	16,266,999	109,666	79,781	0	79,781	0	79,781
53 6101 PRESCRIPTION DRUG CLAIMS	5,636,837	29,656,036	29,656,036	0	29,656,036	0	29,656,036
53 6150 HOSP-OUTPATIENT	114,724	0	123,385	0	123,385	0	123,385
53 6161 APPLIANCES	89	0	9,979	0	9,979	0	9,979
53 6163 PHYSICIANS	170,084	0	189,781	0	189,781	0	189,781
53 6164 OTHER PROFESSIONALS	8,609	0	25,000	0	25,000	0	25,000
53 6165 PHARMACEUTICALS	319,820	0	211,590	0	211,590	0	211,590
53 6166 PRIMARY HEALTH CARE GRNT	0	5,000,000	5,000,000	-5,000,000	0	-5,000,000	0
53 6167 COMMUNITY HEALTH CTR GRT	0	2,000,000	2,000,000	-2,000,000	0	-2,000,000	0
53 6168 NC SPECIAL OLYMPICS	0	100,000	100,000	0	100,000	0	100,000
53 6169 ALS ASSN CATFISH HUNTER	0	50,000	50,000	-50,000	0	-50,000	0
53 6174 PATIENT SUPPLIES	788	0	3,853	0	3,853	0	3,853
53 6304 CSBG FOOD & NUTRITION	111,534	111,117	111,117	0	111,117	0	111,117
53 6306 CSA BLOCK GRANT	16,264,259	16,115,138	16,115,138	0	16,115,138	0	16,115,138
53 6390 GRANTS TO SUBGRANTEES	227,480	303,101	303,101	0	303,101	0	303,101
53 6391 SINGLE AUDITS	30,624	24,981	24,981	0	24,981	0	24,981
53 6392 SUBGRANTEE ADMIN.	684,348	625,628	625,628	0	625,628	0	625,628
53 6394 SUBGRANTEE MATERIAL	4,633,960	3,781,184	3,781,184	0	3,781,184	0	3,781,184
53 6396 SUBGRANTEE LIAB. INS.	54,428	29,742	29,742	0	29,742	0	29,742
53 6398 PROGRAM OPERATIONS	7,327,475	6,625,092	6,625,092	0	6,625,092	0	6,625,092
53 6399 HEALTH AND SAFETY	39,077	67,042	67,042	0	67,042	0	67,042
53 6410 OPERATIONAL SUBSIDY	2,610,877	2,612,637	2,612,637	0	2,612,637	0	2,612,637
53 6411 EMERGENCY SHELTER-HUD GR	2,207,795	2,223,000	2,223,000	0	2,223,000	0	2,223,000
53 6420 AID FOR CLINIC CONSTRUCT	430,000	350,000	350,000	0	350,000	0	350,000
53 6431 NURSE AIDE PILOTS	311,038	0	0	0	0	0	0
53 6440 MED CHILD DELELOP GRANTS	30,000	119,119	119,119	0	119,119	0	119,119
53 6450 PHYSLOAN REPMT PROJ-STAT	1,377,179	2,538,309	2,538,309	0	2,538,309	0	2,538,309
53 6455 MIGRANT GRANTS	989,265	935,489	935,489	0	935,489	0	935,489
53 6460 HOSPITAL FLEXIBILITY GR	287,523	438,654	438,654	0	438,654	0	438,654
53 6461 COMM ACCESS PROG GRANT	471,169	0	0	0	0	0	0
53 6462 EARLY CHILHDHD CARIES PRG	462,670	118,584	118,584	0	118,584	0	118,584
53 6465 SCHOOL NURSE PILOT PROJ	385,912	0	0	0	0	0	0
53 6470 DDSA NON-GOV. UNITS	1,521,348	1,567,802	1,567,802	0	1,567,802	0	1,567,802

Summary by Account

14410 DHHS - Division of Central Management and Support

DESCRIPTION (1)	2003-2004 ACTUAL (2)	2004-2005 CERTIFIED (3)	2004-2005 AUTHORIZED (4)	2005-2006 INCR/DECR (5)	2005-2006 TOTAL (6)	2006-2007 INCR/DECR (7)	2006-2007 TOTAL (8)
53 6471 DDSA OTHER GOV. UNITS	201,145	212,898	212,898	0	212,898	0	212,898
53 6481 EVALUATION CONTRACT	892,015	750,500	750,500	0	750,500	0	750,500
53 6482 PROF. DEVELOP. CONTRACTS	148,550	798,149	798,149	0	798,149	0	798,149
53 6483 START-UP GRANTS	2,051,530	2,000,000	2,000,000	-1,000,000	1,000,000	-1,000,000	1,000,000
53 6484 OPERATIONAL GRANTS	33,018,844	44,904,685	44,904,685	0	44,904,685	0	44,904,685
53 6485 REAL CHOICE GRANTS	80,000	246,232	246,232	0	246,232	0	246,232
53 6486 SPECIAL START UP GRANTS	-999	0	0	0	0	0	0
53 6601 HUMAN SERVICE GRANTS	0	2,400,000	2,400,000	-2,400,000	0	-2,400,000	0
53 6610 GRANT-IN-AID CHILD ADVOC	225,417	225,000	225,000	0	225,000	0	225,000
53 6908 ELDERLY AND HANDICAPPED	54,128	54,128	54,128	0	54,128	0	54,128
53 6920 AID TO EDUCATIONAL INSTI	15,167	11,483	11,483	0	11,483	0	11,483
53 6929 OTHER CONT/GRT-ED-INST	0	0	6,563	0	6,563	0	6,563
53 6961 AID TO COUNTIES	0	0	29,250	0	29,250	0	29,250
53 6989 OTHER CONTRACTS/GRANTS	1,017,625	745,437	882,181	0	882,181	0	882,181
TOTAL AID & PUBLIC ASSISTANCE	84,412,334	127,741,167	128,477,312	-10,450,000	118,027,312	-10,450,000	118,027,312
53 7100 RESERVE - INDIRECT COST	0	-116,418	-116,418	0	-116,418	0	-116,418
53 7101 AGENCY RESERVE	0	263,148	263,148	0	263,148	0	263,148
53 7102 EACH GRANT RESERVE	0	16,815	12,334	0	12,334	0	12,334
53 7130 RESERVE-RCPT INC PYER NR	0	-11,787,400	-11,787,400	11,787,400	0	11,787,400	0
53 7141 RESERVE FOR NC FAST	0	4,634,966	4,634,966	5,400,000	10,034,966	5,400,000	10,034,966
53 7170 REDISTRIBUTED COST	-10	0	0	0	0	0	0
53 7171 ALLC SAL & FRINGES IN/OU	6	0	0	0	0	0	0
53 7172 ALLC SPVR/TEAM EXP IN/OU	3	0	0	0	0	0	0
53 7173 ALLC OTHER EXP IN/OUT	1	0	0	0	0	0	0
53 7177 MMIS IMPLEMENTATION RESV	0	5,000,000	5,000,000	-5,000,000	0	-5,000,000	0
53 7178 RES ADULT DAY SVCS STUDY	0	250,000	250,000	-250,000	0	-250,000	0
53 7179 RES DD DIX MASTER PLAN	0	100,000	100,000	-100,000	0	-100,000	0
53 7180 RES LONG TERM CARE CRC	0	250,000	250,000	-250,000	0	-250,000	0
53 7181 RES ADVOCACY CENTERS	0	350,000	350,000	-350,000	0	-350,000	0
TOTAL RESERVES	0	-1,038,889	-1,043,370	11,237,400	10,194,030	11,237,400	10,194,030
53 8010 DEPENDENT CARE-OP TFR	27,844	0	0	0	0	0	0
53 81DC TRANSFER TO B/C 64412	102,160	0	0	0	0	0	0
53 81DD TRANS. TO B/C 40240-CMS	681,749	0	0	0	0	0	0

Summary by Account

14410 DHHS - Division of Central Management and Support

DESCRIPTION (1)	2003-2004 ACTUAL (2)	2004-2005 CERTIFIED (3)	2004-2005 AUTHORIZED (4)	2005-2006 INCR/DECR (5)	2005-2006 TOTAL (6)	2006-2007 INCR/DECR (7)	2006-2007 TOTAL (8)
53 81D1 TRF TO B/C 14410-CMS	1,775,244	681,538	681,538	0	681,538	0	681,538
53 81F1 TRF TO B/C 14420-DCD	1,702,612	738,000	738,000	0	738,000	0	738,000
53 819A TRF TO B/C 14100-ADMIN	57,700	41,756	41,756	0	41,756	0	41,756
53 8990 TRSFR TO SUBST FISCAL YE	2,101,964	0	0	0	0	0	0
TOTAL INTRAGOVERNMENTAL TRANSACT	6,449,273	1,461,294	1,461,294	0	1,461,294	0	1,461,294
TOTAL REQUIREMENTS	191,599,436	207,222,164	209,154,227	2,625,936	211,780,163	9,296,996	218,451,223
ESTIMATED RECEIPTS							
43 2203 LOCAL INKIND MATCH	439,441	442,861	442,861	0	442,861	0	442,861
43 2204 LOCAL MATCH	73,601	71,699	71,699	0	71,699	0	71,699
43 2205 LOCAL SHARE OF EXPENDITU	74,864	107,654	107,654	0	107,654	0	107,654
43 2206 LOCAL RECEIPTS	83,155	92,570	92,570	0	92,570	0	92,570
43 2403 DP ACCESS FEE-NON ST.	0	4,185	4,185	-4,185	0	-4,185	0
43 2996 PROVIDER MATCH	99,911	0	0	0	0	0	0
43 4150 B/E FOOD/VEND. CONS. SET	41,706	3,736	4,803	0	4,803	0	4,803
43 4320 SALE OF SURPLUS PROPERTY	75	75	75	0	75	0	75
43 5600 REGISTRATION FEES	4,090	10,880	10,880	-10,880	0	-10,880	0
43 7122 ACCOUNT REC INTEREST	24	0	0	0	0	0	0
43 7123 ACCOUNT REC PENALTY	30	0	0	0	0	0	0
43 7300 INDIRECT(OVERHD) COST RE	3,041,621	0	0	0	0	0	0
43 7990 OTHER MISC REV-PROGRAM	348,666	6,507	6,507	-6,507	0	-6,507	0
43 7993 ELECTR/DIGITAL TRAN FEE	20,751	0	0	0	0	0	0
43 81C1 TRF FR B/C 14430-DPH	6,089,577	819,220	819,220	0	819,220	0	819,220
43 81C2 TRF FROM DPH 24430	128,221	0	0	0	0	0	0
43 81DC TRF FR CMS-64412	7,273,699	31,977,233	31,977,233	0	31,977,233	0	31,977,233
43 81D1 TRF FR B/C 14410-CMS	1,775,406	681,538	681,538	0	681,538	0	681,538
43 81D3 TRF FR B/C 64410-CMS	9,832,512	148,000	148,000	0	148,000	0	148,000
43 81E1 TRF FR B/C 14411-DOA	145,812	812	812	0	812	0	812
43 81F1 TRF FR B/C 14420-DCD	2,672,055	50,055	50,055	0	50,055	0	50,055
43 81G1 TRF FR B/C 14424-DEIE	4	4	4	0	4	0	4
43 81J1 TRF FR B/C 14440-DSS	2,166,932	239,814	239,814	-9,363	230,451	-9,363	230,451
43 81K1 TRF FR B/C 14445-DMA	1,813,141	14,299,305	14,299,305	0	14,299,305	0	14,299,305

Summary by Account

14410 DHHS - Division of Central Management and Support

DESCRIPTION (1)	2003-2004 ACTUAL (2)	2004-2005 CERTIFIED (3)	2004-2005 AUTHORIZED (4)	2005-2006 INCR/DECR (5)	2005-2006 TOTAL (6)	2006-2007 INCR/DECR (7)	2006-2007 TOTAL (8)
43 81K2 TRF FR B/C 64445-DMA	0	5,000,000	5,000,000	-5,000,000	0	-5,000,000	0
43 81L1 TRF FR B/C 14450-DSB/DHH	19,192	34,369	34,369	-34,369	0	-34,369	0
43 81M1 TRF FR B/C 14470-DFS	492,583	136,379	136,379	0	136,379	0	136,379
43 81N1 TRF FR B/C 14480-DVR	2,810,805	37,019	37,019	0	37,019	0	37,019
43 81P1 TRF FR B/C 14460-DMH	7,389,063	38,985	38,985	0	38,985	0	38,985
43 813E TRF FR B.C. 74464-TOB	88,909	88,909	88,909	0	88,909	0	88,909
43 8140 PHYS LOAN REPMTPROJ-T &	0	371,833	371,833	0	371,833	0	371,833
43 819A TRF FR B/C 14110-ADMIN	835,012	1,000,000	1,000,000	0	1,000,000	0	1,000,000
43 819C TRF FR B/C 14500-CORR	15,000	0	0	0	0	0	0
43 819H TRF FR B/C 13700-ARG	10,984	0	0	0	0	0	0
43 819S TFR FR DEPT. OF TRANSPOR	14,189	61,905	64,530	0	64,530	0	64,530
53 8220 REIMBURSEMENT-DUAL EMP.	11,581	0	0	0	0	0	0
53 8386 PRIOR YR. AUDIT/ADJUST.	293,862	0	0	0	0	0	0
53 8391 REIMB. COPIER COST	0	14,042	14,042	-14,042	0	-14,042	0
53 8399 RENT REIMBURSEMENTS	10,866	0	0	0	0	0	0
53 88AB CH/ADULT DAY CARE SFP	63,347	64,911	64,911	0	64,911	0	64,911
53 88AD STATE ADMIN. EXPENSE	-5,038	91,237	91,237	0	91,237	0	91,237
53 88AJ IMMUNIZATION PROGRAM	-20,308	54,400	54,400	0	54,400	0	54,400
53 88AK TITLE X FAM. PLANNING	-10,921	1,137	1,137	0	1,137	0	1,137
53 88AV EPA-STATE LEAD PRG. GRT	0	29,250	29,250	-29,250	0	-29,250	0
53 88BQ BREAST/CERVICAL CANCER	-86	0	0	0	0	0	0
53 88CB WIC NUTRITION	1,352,764	987,180	987,580	101,786	1,089,366	406,974	1,394,554
53 88CM CARDIOVASCULAR DIS PREV	-1,158	0	0	0	0	0	0
53 88CR CDC BIOTERRORISM PREPARE	2,321	46,972	46,972	-23,467	23,505	-23,467	23,505
53 88DD ST N/PA TO PREVENT OBESI	37,790	0	0	0	0	0	0
53 88EK NAT CANCER PREV/CONTROL	-17,683	0	0	0	0	0	0
53 881A REHAB SVCS. BASIC SUPP	504,808	573,776	576,392	0	576,392	0	576,392
53 881B INDEPENDENT LIVING	196	0	0	0	0	0	0
53 881J IL/OLDER BLIND FORMULA	579	0	0	0	0	0	0
53 8810 TITLE VI PART C 11012112	0	1,042	1,042	0	1,042	0	1,042
53 882E CHILD CARE&DEVELOP FUNDS	0	149	149	0	149	0	149
53 882F CHILD CARE/DEV.FUNDS/MAT	744,329	748,454	748,454	0	748,454	0	748,454
53 882H CHILD CARE DEV./DISCRETI	0	478	478	0	478	0	478
53 8820 DEV DISABILITIES SUP	1,967,304	2,107,020	2,107,020	5,364	2,112,384	6,704	2,113,724
53 8829 REAL CHOICE SYSTEM GRANT	684,846	588,490	588,490	0	588,490	0	588,490
53 883B MEDICARE	-1,071	28,853	28,853	0	28,853	0	28,853
53 884B TITLE III B SUPP.SVCS.	31,284	33,797	33,797	-10,472	23,325	-10,472	23,325

Summary by Account

14410 DHHS - Division of Central Management and Support

DESCRIPTION (1)	2003-2004 ACTUAL (2)	2004-2005 CERTIFIED (3)	2004-2005 AUTHORIZED (4)	2005-2006 INCR/DECR (5)	2005-2006 TOTAL (6)	2006-2007 INCR/DECR (7)	2006-2007 TOTAL (8)
53 884C TITLE III C1 MEALS	12,841	58,954	58,954	-47,287	11,667	-47,287	11,667
53 884D TITLE III C2 DEL.MEALS	6,395	14,649	14,649	-8,895	5,754	-8,895	5,754
53 884E TITLE III D SVCS.	0	117	117	-117	0	-117	0
53 884G TITLE III ELDER ABUSE	0	1,148	1,148	-1,148	0	-1,148	0
53 884K TITLE V SR. EMPLOY.DOL	5,305	1,764	1,764	-35	1,729	-35	1,729
53 884V TIII E FAM CAREGIVER SUP	819	21	25	0	25	0	25
53 8840 PHYS-LOAN REPAYMENT PROJ	10,425	148,000	148,000	0	148,000	0	148,000
53 8841 COOP AGMT PRIM CARE SVC	307,548	288,590	288,590	0	288,590	0	288,590
53 8842 STATE OFFICE OF RURAL HE	112,858	151,138	151,138	0	151,138	0	151,138
53 8845 MIGRANT HEALTH PROGRAMS	1,240,115	1,154,478	1,154,478	0	1,154,478	0	1,154,478
53 8848 COMMUNITY ACCESS GRANT	471,169	0	0	0	0	0	0
53 8849 HOSPITAL FLEX. GRANT	379,989	575,605	575,605	0	575,605	0	575,605
53 885C EHA INFANT & TODDLERS GR	128,770	827	827	0	827	0	827
53 885G N.C MANAGED CARE	0	7,472	7,472	-7,472	0	-7,472	0
53 885V NIDA CONTRACT	0	2,625	2,625	-2,625	0	-2,625	0
53 8852 FOOD & NUTRITION	111,534	111,117	111,117	0	111,117	0	111,117
53 8854 CSA BLOCK GRANT	16,607,275	17,225,775	17,225,775	-4,218	17,221,557	-4,218	17,221,557
53 8856 DIV OF EO-EMERG SHELTER	2,324,795	2,341,992	2,341,992	-380	2,341,612	-380	2,341,612
53 886A FED N903G	19,387	5,708	5,949	21	5,970	39	5,988
53 886C MEDICAID ADMIN.& TRGN.	8,407,352	4,885,094	5,297,633	115,182	5,412,815	738,497	6,036,130
53 886D CHIP GRANT - FED. FUNDS	189	21	21	0	21	0	21
53 886G MED CHILHD CARRIES HRSA	387,670	118,584	118,584	0	118,584	0	118,584
53 886H MED CHILHD CARRIES CDC	75,000	0	0	0	0	0	0
53 886K MH DEC SUPPORT DATA W/H	55,326	0	0	0	0	0	0
53 886M SA DECISION SUPPORT AWAR	40,299	0	0	0	0	0	0
53 8860 WAP-ENERGY	3,340,251	4,210,497	4,210,497	0	4,210,497	0	4,210,497
53 8863 SMALL RURAL HOSPITAL PRG	184,370	216,442	216,442	0	216,442	0	216,442
53 887C AFDC-EA ADMIN.	0	15	15	0	15	0	15
53 887E CHILD SUPPORT ENF.	7,443,848	8,815,424	8,818,903	500,496	9,319,399	1,707,789	10,526,692
53 887F CHILD WELFARE SVCS.	151,945	181,340	181,340	0	181,340	0	181,340
53 887G CWS FAMILY PRESERV.	17,535	18,862	18,862	0	18,862	0	18,862
53 887J REFUGEE CASH & MED.	94,417	125,880	126,040	6,722	132,762	38,514	164,554
53 887K IV-E FOSTER CARE ASSIST.	216,214	215,047	215,400	10,864	226,264	54,817	270,217
53 887L IV-E ADOPTION ASSISTANCE	147,378	78,574	78,700	2,668	81,368	27,820	106,520
53 887M DISABILITY DETERM.-SSA	1,240,064	1,076,172	1,082,250	11,843	1,094,093	28,931	1,111,181
53 887N IV-E INDEPENDENT LIVING	9,162	14,038	14,038	0	14,038	0	14,038
53 887P LOW INCOME ENERGY ASSIST	8,553,363	7,027,504	7,027,504	0	7,027,504	0	7,027,504

Summary by Account
14410 DHHS - Division of Central Management and Support

DESCRIPTION (1)	2003-2004 ACTUAL (2)	2004-2005 CERTIFIED (3)	2004-2005 AUTHORIZED (4)	2005-2006 INCR/DECR (5)	2005-2006 TOTAL (6)	2006-2007 INCR/DECR (7)	2006-2007 TOTAL (8)
53 887Q SOCIAL SVCS. BLOCK GRANT	261,832	246,370	246,370	0	246,370	0	246,370
53 887V FAM. VIOLENCE PREV.&SVCS	0	14	14	0	14	0	14
53 887W CHILD ABUSE & NEGLECT	12,594	15,952	15,952	0	15,952	0	15,952
53 887Z REFUGEE SOCIAL SVCS.	0	6,792	6,792	0	6,792	0	6,792
53 888B JOB CORP	0	31,338	31,338	-31,338	0	-31,338	0
53 888C FOOD STAMPS USDA	1,792,847	1,666,324	1,650,284	117,589	1,767,873	533,510	2,183,794
53 888K TANF 97 BLOCK GRANT	60,435	69,663	69,663	-549	69,114	-549	69,114
53 889A SEC.110-BASIS SUPP. PROG	1,149,261	1,027,173	1,043,529	0	1,043,529	0	1,043,529

TOTAL RECEIPTS	108,831,220	113,233,835	113,663,839	-4,374,064	109,289,775	-1,703,004	111,960,835

NET APPROPRIATION	82,768,216	93,988,329	95,490,388	7,000,000	102,490,388	11,000,000	106,490,388

**Position Counts
Summary by Purpose
14410 DHHS - Division of Central Management and Support**

DESCRIPTION (1)	2003-2004 ACTUAL (2)	2004-2005 CERTIFIED (3)	2004-2005 AUTHORIZED (4)	2005-2006 INCR/DECR (5)	2005-2006 TOTAL (6)	2006-2007 INCR/DECR (7)	2006-2007 TOTAL (8)
REQUIREMENTS							
1010 CENTRAL MANAGEMENT & ADM	41.25	39.00	41.25	.00	41.25	.00	41.25
1011 ADMIN. AND SUPPORT	43.00	42.00	43.00	.00	43.00	.00	43.00
1012 DHHS CONTROLLER'S OFFICE	293.00	293.00	293.00	.00	293.00	.00	293.00
1030 CITIZEN SERVICES	16.00	15.00	16.00	.00	16.00	.00	16.00
1110 NC COUNCIL ON DEV. DIS.	9.99	11.00	11.00	.00	11.00	.00	11.00
1210 DIV. OF HUMAN RESOURCES	35.00	36.00	35.00	.00	35.00	.00	35.00
1310 OFFICE OF ECON. OPPORTUN	11.00	11.00	11.00	.00	11.00	.00	11.00
1311 RESIDENTIAL ENRGY EFF SV	5.00	5.00	5.00	.00	5.00	.00	5.00
1410 INFORMATION SYSTEMS SERV	155.00	142.00	155.00	.00	155.00	.00	155.00
1510 OFFICE RESEARCH DEMO&RHD	40.00	40.00	40.00	.00	40.00	.00	40.00
1710 MORE AT FOUR PRE-K PROG	14.00	17.00	17.00	.00	17.00	.00	17.00
TOTAL REQUIREMENTS	663.24	651.00	667.25	.00	667.25	.00	667.25

**Position Counts
Summary by Account
14410 DHHS - Division of Central Management and Support**

DESCRIPTION (1)	2003-2004 ACTUAL (2)	2004-2005 CERTIFIED (3)	2004-2005 AUTHORIZED (4)	2005-2006 INCR/DECR (5)	2005-2006 TOTAL (6)	2006-2007 INCR/DECR (7)	2006-2007 TOTAL (8)
REQUIREMENTS							
53 1141 SEC./COUNCIL ST.SAL.APPR	1.00	1.00	1.00	.00	1.00	.00	1.00
53 1211 SPA-REG SALARIES-APPRO	123.49	124.25	126.50	.00	126.50	.00	126.50
53 1212 SPA-REG SALARIES-RECPT	34.75	35.75	35.75	.00	35.75	.00	35.75
53 1213 SPA SALARIES UNDESIGNATE	494.00	480.00	494.00	.00	494.00	.00	494.00
53 1222 SPA TIME LIMITED-RECPT	9.00	9.00	9.00	.00	9.00	.00	9.00
53 1223 TIME LIMIT SALARIES-UNDE	1.00	1.00	1.00	.00	1.00	.00	1.00
TOTAL REQUIREMENTS	663.24	651.00	667.25	.00	667.25	.00	667.25

Fund Detail

14410 DHHS - Division of Central Management and Support

1010 Central Management and Administration

DESCRIPTION (1)	2003-2004 ACTUAL (2)	2004-2005 CERTIFIED (3)	2004-2005 AUTHORIZED (4)	2005-2006 INCR/DECR (5)	2005-2006 TOTAL (6)	2006-2007 INCR/DECR (7)	2006-2007 TOTAL (8)
REQUIREMENTS							
53 1141 SEC./COUNCIL ST.SAL.APPR	102,119	104,672	104,672	0	104,672	0	104,672
53 1211 SPA-REG SALARIES-APPRO	1,994,192	1,925,851	2,104,111	0	2,104,111	0	2,104,111
53 1212 SPA-REG SALARIES-RECPT	123,695	123,346	125,660	0	125,660	0	125,660
53 1213 SPA SALARIES UNDESIGNATE	107,077	0	0	0	0	0	0
53 1222 SPA TIME LIMITED-RECPT	100,218	101,596	101,596	0	101,596	0	101,596
53 1311 REG(N S) TEMP WAGES-APPR	0	3,264	3,264	0	3,264	0	3,264
53 1461 EPA&SPA-LONGVTY PAY-APPR	40,722	46,175	46,175	-2,530	43,645	-1,796	44,379
53 1462 EPA&SPA-LONGVTY PAY-REC	7,768	0	0	0	0	0	0
53 1463 LONGEVITY PAY-UNDESIGNAT	4,807	0	0	0	0	0	0
53 1511 SOCIAL SEC CONTRIB-APPRO	155,066	161,383	175,025	0	175,025	0	175,025
53 1512 SOCIAL SEC CONTRIB-RECPT	17,484	17,375	17,552	0	17,552	0	17,552
53 1513 SOCIAL SECURITY-UNDESIGD	7,300	0	0	0	0	0	0
53 1521 REG RETIRE CONTRIB-APPRO	68,603	118,027	123,733	0	123,733	0	123,733
53 1522 REG RETIRE CONTRIB-RECPT	7,923	12,613	12,747	0	12,747	0	12,747
53 1523 REG RETIRE CONTRIB-UNDES	3,826	0	0	0	0	0	0
53 1561 MED INS CONTRIB-APPRO	104,334	127,040	135,020	0	135,020	0	135,020
53 1562 MED INS CONTRIB-RECPTS	13,225	13,728	13,728	0	13,728	0	13,728
53 1563 MED INS CONTRIB-UNDESIGD	4,325	0	0	0	0	0	0
53 1572 UNEMP COMP PAYMNTS TO ES	10,782	0	0	0	0	0	0
53 1631 WRKER COMP-MED PAYMENTS	0	474	474	0	474	0	474
53 1651 COMPENSATION TO BOARD ME	0	1,700	120	0	120	0	120
TOTAL PERSONAL SERVICES	2,873,466	2,757,244	2,963,877	-2,530	2,961,347	-1,796	2,962,081
53 2110 LEGAL SERVICES	116,155	0	0	0	0	0	0
53 2147 IT SEAT MANAGEMENT SVCS.	40,295	89,400	89,400	0	89,400	0	89,400
53 2170 ADMIN SERVICES	107,251	0	0	0	0	0	0
53 2181 WORKSHOP/CONF.EXP.F/SVC.	11,447	0	0	0	0	0	0
53 2199 MISC CONTRACTUAL SERVICE	425,954	196,685	196,685	0	196,685	0	196,685
53 2200 UTILITY/ENERGY SERVICES	561	0	0	0	0	0	0
53 2300 REPAIR SERVICES	513	6,026	4,526	0	4,526	0	4,526
53 2400 MAINTENANCE AGREEMENTS	10,039	9,476	13,726	0	13,726	0	13,726
53 2500 RENTALS/LEASES	5,155	21,770	20,270	0	20,270	0	20,270
53 2700 TRAVEL& OTHER EMPLOYEEX	26,973	116,273	114,448	0	114,448	0	114,448
53 2800 COMM. & DATA PROCESSING	52,330	87,082	92,571	0	92,571	0	92,571
53 2900 OTHER SERVICES	5,423	13,736	13,287	0	13,287	0	13,287
TOTAL PURCHASED SERVICES	802,096	540,448	544,913	0	544,913	0	544,913
53 3100 GENERAL ADMIN SUPPLIES	18,836	38,482	34,882	0	34,882	0	34,882
53 3200 FACILITY/HARDWARE SUPP	0	14	14	0	14	0	14

Fund Detail

14410 DHHS - Division of Central Management and Support

1010 Central Management and Administration

DESCRIPTION (1)	2003-2004 ACTUAL (2)	2004-2005 CERTIFIED (3)	2004-2005 AUTHORIZED (4)	2005-2006 INCR/DECR (5)	2005-2006 TOTAL (6)	2006-2007 INCR/DECR (7)	2006-2007 TOTAL (8)
REQUIREMENTS							
53 3300 VEHICLE/EQUIP OPER SUPPL	8	0	0	0	0	0	0
53 3400 FOOD SUPPLIES	0	150	150	0	150	0	150
53 3600 PHARMACEUTICAL SUPPLIES	0	54	54	0	54	0	54
53 3700 EDUCATIONAL SUPPLIES	3,886	450	450	0	450	0	450
53 3900 OTHER MATERIALS & SUPP	2,636	2,387	2,387	0	2,387	0	2,387
TOTAL SUPPLIES	25,366	41,537	37,937	0	37,937	0	37,937
53 4500 EQUIPMENT	915	20,666	20,666	0	20,666	0	20,666
53 4600 ART, OTHER ARTIFACTS&LIT	65	606	606	0	606	0	606
53 4700 INTANGIBLE ASSETS	466	0	0	0	0	0	0
TOTAL PROPERTY, PLANT & EQUIPMT	1,446	21,272	21,272	0	21,272	0	21,272
53 5800 OTHER ADMINSTRATIVE EXP	8,840	34,838	13,173	0	13,173	0	13,173
53 5900 OTHER EXPENSES	1,380	2,162	3,162	0	3,162	0	3,162
TOTAL OTHER EXPENSES & ADJUSTMEN	10,220	37,000	16,335	0	16,335	0	16,335
53 6431 NURSE AIDE PILOTS	311,038	0	0	0	0	0	0
53 6485 REAL CHOICE GRANTS	80,000	246,232	246,232	0	246,232	0	246,232
53 6610 GRANT-IN-AID CHILD ADVOC	225,000	225,000	225,000	0	225,000	0	225,000
TOTAL AID & PUBLIC ASSISTANCE	616,038	471,232	471,232	0	471,232	0	471,232
53 7101 AGENCY RESERVE	0	262,472	262,472	0	262,472	0	262,472
TOTAL RESERVES	0	262,472	262,472	0	262,472	0	262,472
53 8010 DEPENDENT CARE-OP TFR	1,669	0	0	0	0	0	0
53 8990 TRSFR TO SUBST FISCAL YE	299,105	0	0	0	0	0	0
TOTAL INTRAGOVERNMENTAL TRANSACT	300,774	0	0	0	0	0	0

Fund Detail

14410 DHHS - Division of Central Management and Support

1010 Central Management and Administration

DESCRIPTION (1)	2003-2004 ACTUAL (2)	2004-2005 CERTIFIED (3)	2004-2005 AUTHORIZED (4)	2005-2006 INCR/DECR (5)	2005-2006 TOTAL (6)	2006-2007 INCR/DECR (7)	2006-2007 TOTAL (8)
TOTAL REQUIREMENTS	4,629,406	4,131,205	4,318,038	-2,530	4,315,508	-1,796	4,316,242

ESTIMATED RECEIPTS							

43 5600 REGISTRATION FEES	2,490	0	0	0	0	0	0
43 7990 OTHER MISC REV-PROGRAM	8,745	0	0	0	0	0	0
43 81D1 TRF FR B/C 14410-CMS	0	115,660	115,660	0	115,660	0	115,660
43 81M1 TRF FR B/C 14470-DFS	451,390	95,393	95,393	0	95,393	0	95,393
43 819C TRF FR B/C 14500-CORR	15,000	0	0	0	0	0	0
43 819S TFR FR DEPT. OF TRANSPOR	14,189	61,905	64,530	0	64,530	0	64,530
53 8829 REAL CHOICE SYSTEM GRANT	624,281	588,490	588,490	0	588,490	0	588,490
53 8854 CSA BLOCK GRANT	0	262,472	262,472	0	262,472	0	262,472
53 886C MEDICAID ADMIN.& TRGN.	122,362	0	0	0	0	0	0

TOTAL RECEIPTS	1,238,457	1,123,920	1,126,545	0	1,126,545	0	1,126,545

NET APPROPRIATION	3,390,949	3,007,285	3,191,493	-2,530	3,188,963	-1,796	3,189,697

Fund Detail

14410 DHHS - Division of Central Management and Support

1011 Administration and Support

DESCRIPTION (1)	2003-2004 ACTUAL (2)	2004-2005 CERTIFIED (3)	2004-2005 AUTHORIZED (4)	2005-2006 INCR/DECR (5)	2005-2006 TOTAL (6)	2006-2007 INCR/DECR (7)	2006-2007 TOTAL (8)
REQUIREMENTS							
53 1211 SPA-REG SALARIES-APPRO	1,914,837	2,007,731	2,204,971	0	2,204,971	0	2,204,971
53 1212 SPA-REG SALARIES-RECPT	51,936	52,671	52,671	0	52,671	0	52,671
53 1213 SPA SALARIES UNDESIGNATE	204,738	213,130	213,130	0	213,130	0	213,130
53 1461 EPA&SPA-LONGVTY PAY-APPR	47,055	49,695	49,695	5,319	55,014	7,677	57,372
53 1462 EPA&SPA-LONGVTY PAY-REC	1,156	0	0	1,185	1,185	1,185	1,185
53 1463 LONGEVITY PAY-UNDESIGNAT	872	2,023	2,023	-549	1,474	-549	1,474
53 1511 SOCIAL SEC CONTRIB-APPRO	143,895	159,137	174,251	0	174,251	0	174,251
53 1512 SOCIAL SEC CONTRIB-RECPT	3,637	8,543	4,030	0	4,030	0	4,030
53 1513 SOCIAL SECURITY-UNDESIGD	15,215	11,413	15,926	0	15,926	0	15,926
53 1521 REG RETIRE CONTRIB-APPRO	67,080	126,299	134,691	0	134,691	0	134,691
53 1522 REG RETIRE CONTRIB-RECPT	1,816	6,417	3,063	0	3,063	0	3,063
53 1523 REG RETIRE CONTRIB-UNDES	7,031	8,940	12,294	0	12,294	0	12,294
53 1561 MED INS CONTRIB-APPRO	104,213	124,297	128,890	0	128,890	0	128,890
53 1562 MED INS CONTRIB-RECPTS	3,306	6,864	3,432	0	3,432	0	3,432
53 1563 MED INS CONTRIB-UNDESIGD	6,613	6,864	10,296	0	10,296	0	10,296
53 1572 UNEMP COMP PAYMNTS TO ES	0	500	500	0	500	0	500
53 1631 WRKER COMP-MED PAYMENTS	990	0	0	0	0	0	0
TOTAL PERSONAL SERVICES	2,574,390	2,784,524	3,009,863	5,955	3,015,818	8,313	3,018,176
53 2110 LEGAL SERVICES	56,568	79,073	79,073	0	79,073	0	79,073
53 2120 FIN/AUD CONSUL.FEES	1,470,599	0	0	0	0	0	0
53 2147 IT SEAT MANAGEMENT SVCS.	21,330	89,400	89,400	0	89,400	0	89,400
53 2170 ADMIN SERVICES	968	0	0	0	0	0	0
53 2181 WORKSHOP/CONF.EXP.F/SVC.	73	0	0	0	0	0	0
53 2199 MISC CONTRACTUAL SERVICE	15,770	11,704	11,704	0	11,704	0	11,704
53 2200 UTILITY/ENERGY SERVICES	0	646	646	0	646	0	646
53 2300 REPAIR SERVICES	666	5,433	3,583	0	3,583	0	3,583
53 2400 MAINTENANCE AGREEMENTS	757	8,831	10,241	0	10,241	0	10,241
53 2500 RENTALS/LEASES	351,509	367,707	361,594	0	361,594	0	361,594
53 2700 TRAVEL& OTHER EMPLOYEEEX	12,421	19,384	16,150	0	16,150	0	16,150
53 2800 COMM. & DATA PROCESSING	56,714	58,093	63,630	0	63,630	0	63,630
53 2900 OTHER SERVICES	14,125	79,350	80,350	0	80,350	0	80,350
TOTAL PURCHASED SERVICES	2,001,500	719,621	716,371	0	716,371	0	716,371
53 3100 GENERAL ADMIN SUPPLIES	13,321	15,198	18,998	0	18,998	0	18,998
53 3200 FACILITY/HARDWARE SUPP	0	6	6	0	6	0	6
53 3300 VEHICLE/EQUIP OPER SUPPL	0	0	50	0	50	0	50
53 3700 EDUCATIONAL SUPPLIES	55	0	0	0	0	0	0
TOTAL SUPPLIES	13,376	15,204	19,054	0	19,054	0	19,054

Fund Detail

14410 DHHS - Division of Central Management and Support

1011 Administration and Support

DESCRIPTION (1)	2003-2004 ACTUAL (2)	2004-2005 CERTIFIED (3)	2004-2005 AUTHORIZED (4)	2005-2006 INCR/DECR (5)	2005-2006 TOTAL (6)	2006-2007 INCR/DECR (7)	2006-2007 TOTAL (8)
REQUIREMENTS							
53 4500 EQUIPMENT	21,392	5,929	4,429	0	4,429	0	4,429
53 4600 ART, OTHER ARTIFACTS&LIT	0	340	340	0	340	0	340
53 4700 INTANGIBLE ASSETS	8	0	0	0	0	0	0
TOTAL PROPERTY, PLANT & EQUIPMT	21,400	6,269	4,769	0	4,769	0	4,769
53 5800 OTHER ADMINSTRATIVE EXP	4,244	6,101	7,001	0	7,001	0	7,001
53 5900 OTHER EXPENSES	180	0	0	0	0	0	0
TOTAL OTHER EXPENSES & ADJUSTMEN	4,424	6,101	7,001	0	7,001	0	7,001
53 6601 HUMAN SERVICE GRANTS	0	2,400,000	2,400,000	-2,400,000	0	-2,400,000	0
TOTAL AID & PUBLIC ASSISTANCE	0	2,400,000	2,400,000	-2,400,000	0	-2,400,000	0
53 7101 AGENCY RESERVE	0	676	676	0	676	0	676
53 7170 REDISTRIBUTED COST	-2	0	0	0	0	0	0
TOTAL RESERVES	-2	676	676	0	676	0	676
53 8010 DEPENDENT CARE-OP TFR	4,177	0	0	0	0	0	0
53 81DD TRANS. TO B/C 40240-CMS	681,749	0	0	0	0	0	0
53 819A TRF TO B/C 14100-ADMIN	0	1,756	1,756	0	1,756	0	1,756
53 8990 TRSFR TO SUBST FISCAL YE	68,070	0	0	0	0	0	0
TOTAL INTRAGOVERNMENTAL TRANSACT	753,996	1,756	1,756	0	1,756	0	1,756
TOTAL REQUIREMENTS	5,369,084	5,934,151	6,159,490	-2,394,045	3,765,445	-2,391,687	3,767,803
ESTIMATED RECEIPTS							
43 4150 B/E FOOD/VEND. CONS. SET	25	0	0	0	0	0	0
43 81C1 TRF FR B/C 14430-DPH	161,799	161,799	161,799	0	161,799	0	161,799
43 81C2 TRF FROM DPH 24430	128,221	0	0	0	0	0	0
43 81D1 TRF FR B/C 14410-CMS	73,114	74,870	74,870	0	74,870	0	74,870
43 81K1 TRF FR B/C 14445-DMA	93,817	0	0	0	0	0	0
43 81P1 TRF FR B/C 14460-DMH	1,208,702	0	0	0	0	0	0
43 813E TRF FR B.C. 74464-TOB	88,909	88,909	88,909	0	88,909	0	88,909
53 8399 RENT REIMBURSEMENTS	10,866	0	0	0	0	0	0

Fund Detail

14410 DHHS - Division of Central Management and Support

1011 Administration and Support

DESCRIPTION (1)	2003-2004 ACTUAL (2)	2004-2005 CERTIFIED (3)	2004-2005 AUTHORIZED (4)	2005-2006 INCR/DECR (5)	2005-2006 TOTAL (6)	2006-2007 INCR/DECR (7)	2006-2007 TOTAL (8)
ESTIMATED RECEIPTS							
53 88CB WIC NUTRITION	80,246	63,173	63,173	0	63,173	0	63,173
53 881A REHAB SVCS. BASIC SUPP	251	0	0	0	0	0	0
53 883B MEDICARE	12	0	0	0	0	0	0
53 884B TITLE III B SUPP.SVCS.	18	0	0	0	0	0	0
53 884C TITLE III C1 MEALS	9	0	0	0	0	0	0
53 884D TITLE III C2 DEL.MEALS	2	0	0	0	0	0	0
53 884K TITLE V SR. EMPLOY.DOL	3	0	0	0	0	0	0
53 886A FED N903G	14	0	0	0	0	0	0
53 886C MEDICAID ADMIN.& TRGN.	111,441	85,595	85,595	0	85,595	0	85,595
53 8860 WAP-ENERGY	17	0	0	0	0	0	0
53 887E CHILD SUPPORT ENF.	6,737	0	0	0	0	0	0
53 887F CHILD WELFARE SVCS.	18	0	0	0	0	0	0
53 887G CWS FAMILY PRESERV.	9	0	0	0	0	0	0
53 887J REFUGEE CASH & MED.	43	0	0	0	0	0	0
53 887K IV-E FOSTER CARE ASSIST.	46	0	0	0	0	0	0
53 887L IV-E ADOPTION ASSISTANCE	14	0	0	0	0	0	0
53 887M DISABILITY DETERM.-SSA	1,026	0	0	0	0	0	0
53 887N IV-E INDEPENDENT LIVING	6	0	0	0	0	0	0
53 887P LOW INCOME ENERGY ASSIST	17	0	0	0	0	0	0
53 887W CHILD ABUSE & NEGLECT	9	0	0	0	0	0	0
53 888C FOOD STAMPS USDA	151	0	0	0	0	0	0
53 888K TANF 97 BLOCK GRANT	46,613	69,414	69,414	-549	68,865	-549	68,865
53 889A SEC.110-BASIS SUPP. PROG	753	0	0	0	0	0	0
TOTAL RECEIPTS	2,012,908	543,760	543,760	-549	543,211	-549	543,211
NET APPROPRIATION	3,356,176	5,390,391	5,615,730	-2,393,496	3,222,234	-2,391,138	3,224,592

Fund Detail

14410 DHHS - Division of Central Management and Support

1012 Controller's Office

DESCRIPTION (1)	2003-2004 ACTUAL (2)	2004-2005 CERTIFIED (3)	2004-2005 AUTHORIZED (4)	2005-2006 INCR/DECR (5)	2005-2006 TOTAL (6)	2006-2007 INCR/DECR (7)	2006-2007 TOTAL (8)
REQUIREMENTS							
53 1213 SPA SALARIES UNDESIGNATE	9,733,974	10,665,509	10,758,736	0	10,758,736	0	10,758,736
53 1221 TIME LIMITED SAL APPROP	0	625	625	0	625	0	625
53 1413 OT PAY UNDESIGNATED	1,241	0	0	0	0	0	0
53 1423 HOLIDAY PAY UNDESIGNATED	27	0	0	0	0	0	0
53 1452 DUAL EMPLOY.WAGES-RECEIP	10,643	0	0	0	0	0	0
53 1463 LONGEVITY PAY-UNDESIGNAT	179,440	175,800	175,800	0	175,800	0	175,800
53 1511 SOCIAL SEC CONTRIB-APPRO	0	48	48	0	48	0	48
53 1512 SOCIAL SEC CONTRIB-RECPT	814	0	0	0	0	0	0
53 1513 SOCIAL SECURITY-UNDESIGD	736,678	822,637	829,752	0	829,752	0	829,752
53 1521 REG RETIRE CONTRIB-APPRO	0	39	39	0	39	0	39
53 1523 REG RETIRE CONTRIB-UNDES	338,084	632,998	635,911	0	635,911	0	635,911
53 1561 MED INS CONTRIB-APPRO	244	0	0	0	0	0	0
53 1563 MED INS CONTRIB-UNDESIGD	864,098	1,005,084	1,005,084	0	1,005,084	0	1,005,084
53 1572 UNEMP COMP PAYMNTS TO ES	13,466	3,500	3,500	0	3,500	0	3,500
53 1625 ST DISABILITY PMT	19,836	12,000	12,000	0	12,000	0	12,000
53 1631 WRKER COMP-MED PAYMENTS	16,146	500	500	0	500	0	500
TOTAL PERSONAL SERVICES	11,914,691	13,318,740	13,421,995	0	13,421,995	0	13,421,995
53 2110 LEGAL SERVICES	73,447	82,871	82,871	0	82,871	0	82,871
53 2120 FIN/AUD CONSUL.FEES	1,150,110	311,377	311,377	0	311,377	0	311,377
53 2140 INFORMATN TECHNOLOGY SVC	98,172	345,710	345,710	0	345,710	0	345,710
53 2147 IT SEAT MANAGEMENT SVCS.	37,467	627,588	627,588	0	627,588	0	627,588
53 2170 ADMIN SERVICES	382,886	25,400	25,400	0	25,400	0	25,400
53 2184 JANITORIAL SER AGREEMENT	17,736	17,925	17,925	0	17,925	0	17,925
53 2199 MISC CONTRACTUAL SERVICE	0	19,752	19,752	0	19,752	0	19,752
53 2200 UTILITY/ENERGY SERVICES	57,772	48,689	48,689	12,456	61,145	13,947	62,636
53 2300 REPAIR SERVICES	12,327	3,500	3,300	0	3,300	0	3,300
53 2400 MAINTENANCE AGREEMENTS	23,663	24,411	25,211	0	25,211	0	25,211
53 2500 RENTALS/LEASES	459,122	521,552	506,552	4,047	510,599	18,474	525,026
53 2700 TRAVEL& OTHER EMPLOYEEEX	17,689	80,202	36,602	0	36,602	0	36,602
53 2800 COMM. & DATA PROCESSING	338,807	353,146	411,146	0	411,146	0	411,146
53 2900 OTHER SERVICES	5,562	12,947	12,947	0	12,947	0	12,947
TOTAL PURCHASED SERVICES	2,674,760	2,475,070	2,475,070	16,503	2,491,573	32,421	2,507,491
53 3100 GENERAL ADMIN SUPPLIES	124,277	147,940	147,940	0	147,940	0	147,940
53 3200 FACILITY/HARDWARE SUPP	3,171	1,500	1,500	0	1,500	0	1,500
53 3900 OTHER MATERIALS & SUPP	301	5,206	5,206	0	5,206	0	5,206
TOTAL SUPPLIES	127,749	154,646	154,646	0	154,646	0	154,646

Fund Detail

14410 DHHS - Division of Central Management and Support

1012 Controller's Office

DESCRIPTION (1)	2003-2004 ACTUAL (2)	2004-2005 CERTIFIED (3)	2004-2005 AUTHORIZED (4)	2005-2006 INCR/DECR (5)	2005-2006 TOTAL (6)	2006-2007 INCR/DECR (7)	2006-2007 TOTAL (8)
REQUIREMENTS							
53 4500 EQUIPMENT	1,457	11,000	11,000	0	11,000	0	11,000
53 4700 INTANGIBLE ASSETS	12,018	5,000	5,000	0	5,000	0	5,000
TOTAL PROPERTY, PLANT & EQUIPMT	13,475	16,000	16,000	0	16,000	0	16,000
53 5600 ASSET & OTHER ADJUSTMENT	1,440,810	75	75	0	75	0	75
53 5800 OTHER ADMINSTRATIVE EXP	6,548	13,683	13,683	0	13,683	0	13,683
53 5900 OTHER EXPENSES	7,738	0	0	0	0	0	0
TOTAL OTHER EXPENSES & ADJUSTMEN	1,455,096	13,758	13,758	0	13,758	0	13,758
53 7102 EACH GRANT RESERVE	0	16,815	12,334	0	12,334	0	12,334
53 7170 REDISTRIBUTED COST	-2	0	0	0	0	0	0
TOTAL RESERVES	-2	16,815	12,334	0	12,334	0	12,334
53 8010 DEPENDENT CARE-OP TFR	9,345	0	0	0	0	0	0
53 8990 TRSFR TO SUBST FISCAL YE	501,586	0	0	0	0	0	0
TOTAL INTRAGOVERNMENTAL TRANSACT	510,931	0	0	0	0	0	0
TOTAL REQUIREMENTS	16,696,700	15,995,029	16,093,803	16,503	16,110,306	32,421	16,126,224
ESTIMATED RECEIPTS							
43 4150 B/E FOOD/VEND. CONS. SET	39,727	3,736	4,803	0	4,803	0	4,803
43 4320 SALE OF SURPLUS PROPERTY	75	75	75	0	75	0	75
43 7300 INDIRECT(OVERHD) COST RE	1,440,810	0	0	0	0	0	0
43 7990 OTHER MISC REV-PROGRAM	79,921	0	0	0	0	0	0
43 7993 ELECTR/DIGITAL TRAN FEE	20,751	0	0	0	0	0	0
43 81C1 TRF FR B/C 14430-DPH	621,989	621,989	621,989	0	621,989	0	621,989
43 81D1 TRF FR B/C 14410-CMS	286,898	444,756	444,756	0	444,756	0	444,756
43 81E1 TRF FR B/C 14411-DOA	812	812	812	0	812	0	812
43 81F1 TRF FR B/C 14420-DCD	50,055	50,055	50,055	0	50,055	0	50,055
43 81G1 TRF FR B/C 14424-DEIE	4	4	4	0	4	0	4
43 81J1 TRF FR B/C 14440-DSS	230,451	230,451	230,451	0	230,451	0	230,451
43 81K1 TRF FR B/C 14445-DMA	266,547	0	0	0	0	0	0
43 81L1 TRF FR B/C 14450-DSB/DHH	19,192	0	0	0	0	0	0
43 81M1 TRF FR B/C 14470-DFS	207	0	0	0	0	0	0

Fund Detail

14410 DHHS - Division of Central Management and Support

1012 Controller's Office

DESCRIPTION (1)	2003-2004 ACTUAL (2)	2004-2005 CERTIFIED (3)	2004-2005 AUTHORIZED (4)	2005-2006 INCR/DECR (5)	2005-2006 TOTAL (6)	2006-2007 INCR/DECR (7)	2006-2007 TOTAL (8)
ESTIMATED RECEIPTS							
43 81N1 TRF FR B/C 14480-DVR	37,019	37,019	37,019	0	37,019	0	37,019
43 81P1 TRF FR B/C 14460-DMH	93,085	38,985	38,985	0	38,985	0	38,985
53 8220 REIMBURSEMENT-DUAL EMP.	11,457	0	0	0	0	0	0
53 88AB CH/ADULT DAY CARE SFP	64,429	64,911	64,911	0	64,911	0	64,911
53 88AD STATE ADMIN. EXPENSE	91,558	81,826	81,826	0	81,826	0	81,826
53 88CB WIC NUTRITION	20,801	106,661	107,061	0	107,061	0	107,061
53 881A REHAB SVCS. BASIC SUPP	243,908	298,945	301,561	0	301,561	0	301,561
53 883B MEDICARE	10,992	13,451	13,451	0	13,451	0	13,451
53 884B TITLE III B SUPP.SVCS.	23,325	30,969	30,969	-7,644	23,325	-7,644	23,325
53 884C TITLE III C1 MEALS	11,667	58,954	58,954	-47,287	11,667	-47,287	11,667
53 884D TITLE III C2 DEL.MEALS	5,640	13,234	13,234	-7,594	5,640	-7,594	5,640
53 884K TITLE V SR. EMPLOY.DOL	4,863	1,729	1,729	0	1,729	0	1,729
53 884V TIII E FAM CAREGIVER SUP	840	21	25	0	25	0	25
53 886A FED N903G	13,500	3,508	3,749	21	3,770	39	3,788
53 886C MEDICAID ADMIN.& TRGN.	411,459	492,624	497,445	505	497,950	804	498,249
53 8860 WAP-ENERGY	23,651	47,569	47,569	0	47,569	0	47,569
53 887E CHILD SUPPORT ENF.	448,054	482,403	485,855	732	486,587	1,260	487,115
53 887F CHILD WELFARE SVCS.	19,589	33,983	33,983	0	33,983	0	33,983
53 887G CWS FAMILY PRESERV.	15,874	13,266	13,266	0	13,266	0	13,266
53 887J REFUGEE CASH & MED.	31,969	15,045	15,205	39	15,244	78	15,283
53 887K IV-E FOSTER CARE ASSIST.	43,116	47,046	47,398	49	47,447	79	47,477
53 887L IV-E ADOPTION ASSISTANCE	15,276	9,611	9,735	19	9,754	37	9,772
53 887M DISABILITY DETERM.-SSA	942,709	1,015,345	1,021,348	1,333	1,022,681	2,600	1,023,948
53 887N IV-E INDEPENDENT LIVING	7,959	11,834	11,834	0	11,834	0	11,834
53 887P LOW INCOME ENERGY ASSIST	16,825	10,517	10,517	0	10,517	0	10,517
53 887Q SOCIAL SVCS. BLOCK GRANT	123,643	123,059	123,059	0	123,059	0	123,059
53 887W CHILD ABUSE & NEGLECT	7,295	6,957	6,957	0	6,957	0	6,957
53 888B JOB CORP	0	22,867	22,867	-22,867	0	-22,867	0
53 888C FOOD STAMPS USDA	118,557	186,443	170,403	157	170,560	304	170,707
53 889A SEC.110-BASIS SUPP. PROG	633,148	389,907	406,263	0	406,263	0	406,263
TOTAL RECEIPTS	6,549,647	5,010,567	5,030,123	-82,537	4,947,586	-80,191	4,949,932

Fund Detail

14410 DHHS - Division of Central Management and Support

1012 Controller's Office

DESCRIPTION (1)	2003-2004 ACTUAL (2)	2004-2005 CERTIFIED (3)	2004-2005 AUTHORIZED (4)	2005-2006 INCR/DECR (5)	2005-2006 TOTAL (6)	2006-2007 INCR/DECR (7)	2006-2007 TOTAL (8)
NET APPROPRIATION	10,147,053	10,984,462	11,063,680	99,040	11,162,720	112,612	11,176,292

Fund Detail

14410 DHHS - Division of Central Management and Support

1013 Office MMIS plus Services

DESCRIPTION (1)	2003-2004 ACTUAL (2)	2004-2005 CERTIFIED (3)	2004-2005 AUTHORIZED (4)	2005-2006 INCR/DECR (5)	2005-2006 TOTAL (6)	2006-2007 INCR/DECR (7)	2006-2007 TOTAL (8)
REQUIREMENTS							
53 7177 MMIS IMPLEMENTATION RESV	0	5,000,000	5,000,000	-5,000,000	0	-5,000,000	0
TOTAL RESERVES	0	5,000,000	5,000,000	-5,000,000	0	-5,000,000	0
TOTAL REQUIREMENTS	0	5,000,000	5,000,000	-5,000,000	0	-5,000,000	0
ESTIMATED RECEIPTS							
43 81K2 TRF FR B/C 64445-DMA	0	5,000,000	5,000,000	-5,000,000	0	-5,000,000	0
TOTAL RECEIPTS	0	5,000,000	5,000,000	-5,000,000	0	-5,000,000	0
NET APPROPRIATION	0	0	0	0	0	0	0

Fund Detail

14410 DHHS - Division of Central Management and Support

1030 Citizen Services

DESCRIPTION (1)	2003-2004 ACTUAL (2)	2004-2005 CERTIFIED (3)	2004-2005 AUTHORIZED (4)	2005-2006 INCR/DECR (5)	2005-2006 TOTAL (6)	2006-2007 INCR/DECR (7)	2006-2007 TOTAL (8)
REQUIREMENTS							
53 1213 SPA SALARIES UNDESIGNATE	500,173	496,546	518,148	0	518,148	0	518,148
53 1223 TIME LIMIT SALARIES-UNDE	40,339	40,789	40,789	0	40,789	0	40,789
53 1463 LONGEVITY PAY-UNDESIGNAT	5,581	2,201	2,328	5,070	7,398	6,195	8,523
53 1513 SOCIAL SECURITY-UNDESIGD	40,206	41,275	42,925	0	42,925	0	42,925
53 1523 REG RETIRE CONTRIB-UNDES	18,738	32,029	32,774	0	32,774	0	32,774
53 1561 MED INS CONTRIB-APPRO	0	0	125	0	125	0	125
53 1563 MED INS CONTRIB-UNDESIGD	48,577	49,869	53,049	0	53,049	0	53,049
TOTAL PERSONAL SERVICES	653,614	662,709	690,138	5,070	695,208	6,195	696,333
53 2147 IT SEAT MANAGEMENT SVCS.	5,891	30,396	30,396	0	30,396	0	30,396
53 2181 WORKSHOP/CONF.EXP.F/SVC.	393	0	0	0	0	0	0
53 2300 REPAIR SERVICES	370	936	936	0	936	0	936
53 2400 MAINTENANCE AGREEMENTS	0	1,266	1,266	0	1,266	0	1,266
53 2500 RENTALS/LEASES	394	1,656	1,656	0	1,656	0	1,656
53 2700 TRAVEL& OTHER EMPLOYEEEX	172	11,782	11,782	0	11,782	0	11,782
53 2800 COMM. & DATA PROCESSING	60,606	38,599	38,599	0	38,599	0	38,599
53 2900 OTHER SERVICES	1,645	5,913	5,913	0	5,913	0	5,913
TOTAL PURCHASED SERVICES	69,471	90,548	90,548	0	90,548	0	90,548
53 3100 GENERAL ADMIN SUPPLIES	12,704	890	890	0	890	0	890
TOTAL SUPPLIES	12,704	890	890	0	890	0	890
53 4500 EQUIPMENT	0	181	181	0	181	0	181
53 4600 ART, OTHER ARTIFACTS&LIT	0	100	100	0	100	0	100
TOTAL PROPERTY, PLANT & EQUIPMT	0	281	281	0	281	0	281
53 5600 ASSET & OTHER ADJUSTMENT	211,637	0	0	0	0	0	0
53 5800 OTHER ADMINISTRATIVE EXP	94	443	443	0	443	0	443
53 5900 OTHER EXPENSES	360	0	0	0	0	0	0
TOTAL OTHER EXPENSES & ADJUSTMEN	212,091	443	443	0	443	0	443
53 7170 REDISTRIBUTED COST	3	0	0	0	0	0	0
TOTAL RESERVES	3	0	0	0	0	0	0
53 8010 DEPENDENT CARE-OP TFR	385	0	0	0	0	0	0

Fund Detail

14410 DHHS - Division of Central Management and Support

1030 Citizen Services

DESCRIPTION (1)	2003-2004 ACTUAL (2)	2004-2005 CERTIFIED (3)	2004-2005 AUTHORIZED (4)	2005-2006 INCR/DECR (5)	2005-2006 TOTAL (6)	2006-2007 INCR/DECR (7)	2006-2007 TOTAL (8)
REQUIREMENTS							
53 8990 TRSFR TO SUBST FISCAL YE	212,505	0	0	0	0	0	0
TOTAL INTRAGOVERNMENTAL TRANSACT	212,890	0	0	0	0	0	0
TOTAL REQUIREMENTS	1,160,773	754,871	782,300	5,070	787,370	6,195	788,495
ESTIMATED RECEIPTS							
43 7300 INDIRECT(OVERHD) COST RE	211,637	0	0	0	0	0	0
43 81N1 TRF FR B/C 14480-DVR	188,000	0	0	0	0	0	0
53 88CR CDC BIOTERRORISM PREPARE	23,505	46,972	46,972	-23,467	23,505	-23,467	23,505
53 881A REHAB SVCS. BASIC SUPP	1,145	437	437	0	437	0	437
53 883B MEDICARE	4,194	0	0	0	0	0	0
53 884B TITLE III B SUPP.SVCS.	565	0	0	0	0	0	0
53 884C TITLE III C1 MEALS	22	0	0	0	0	0	0
53 884D TITLE III C2 DEL.MEALS	69	114	114	0	114	0	114
53 886C MEDICAID ADMIN.& TRGN.	180,113	245,791	248,331	-66,952	181,379	-66,670	181,661
53 887C AFDC-EA ADMIN.	0	15	15	0	15	0	15
53 887E CHILD SUPPORT ENF.	2,539	10,451	10,478	-7,912	2,566	-7,905	2,573
53 887K IV-E FOSTER CARE ASSIST.	120	348	349	-229	120	-229	120
53 887L IV-E ADOPTION ASSISTANCE	288	3,692	3,694	-3,406	288	-3,406	288
53 887M DISABILITY DETERM.-SSA	6,521	66	141	6,380	6,521	6,380	6,521
53 887P LOW INCOME ENERGY ASSIST	8,465	0	0	0	0	0	0
53 887W CHILD ABUSE & NEGLECT	3,722	8,413	8,413	0	8,413	0	8,413
53 888C FOOD STAMPS USDA	14,777	24,085	24,085	-9,250	14,835	-9,238	14,847
53 889A SEC.110-BASIS SUPP. PROG	4,128	3,175	3,175	0	3,175	0	3,175
TOTAL RECEIPTS	649,810	343,559	346,204	-104,836	241,368	-104,535	241,669
NET APPROPRIATION	510,963	411,312	436,096	109,906	546,002	110,730	546,826

Fund Detail

14410 DHHS - Division of Central Management and Support

1110 NC Council on Developmental Disabilities

DESCRIPTION (1)	2003-2004 ACTUAL (2)	2004-2005 CERTIFIED (3)	2004-2005 AUTHORIZED (4)	2005-2006 INCR/DECR (5)	2005-2006 TOTAL (6)	2006-2007 INCR/DECR (7)	2006-2007 TOTAL (8)
REQUIREMENTS							
53 1211 SPA-REG SALARIES-APPRO	50,990	55,889	55,889	0	55,889	0	55,889
53 1212 SPA-REG SALARIES-RECPT	408,606	458,267	458,267	0	458,267	0	458,267
53 1461 EPA&SPA-LONGVTY PAY-APPR	1,312	1,735	1,735	0	1,735	0	1,735
53 1462 EPA&SPA-LONGVTY PAY-REC	6,041	8,840	8,840	0	8,840	0	8,840
53 1511 SOCIAL SEC CONTRIB-APPRO	3,598	4,408	4,408	0	4,408	0	4,408
53 1512 SOCIAL SEC CONTRIB-RECPT	30,130	35,708	35,708	0	35,708	0	35,708
53 1521 REG RETIRE CONTRIB-APPRO	1,788	4,988	4,988	0	4,988	0	4,988
53 1522 REG RETIRE CONTRIB-RECPT	14,181	27,509	27,481	0	27,481	0	27,481
53 1561 MED INS CONTRIB-APPRO	2,987	12,604	12,604	0	12,604	0	12,604
53 1562 MED INS CONTRIB-RECPTS	25,054	33,467	33,495	0	33,495	0	33,495
53 1631 WRKER COMP-MED PAYMENTS	1,400	835	835	0	835	0	835
53 1651 COMPENSATION TO BOARD ME	2,940	4,015	4,015	0	4,015	0	4,015
TOTAL PERSONAL SERVICES	549,027	648,265	648,265	0	648,265	0	648,265
53 2147 IT SEAT MANAGEMENT SVCS.	0	19,668	19,668	0	19,668	0	19,668
53 2170 ADMIN SERVICES	44,061	74,338	74,338	0	74,338	0	74,338
53 2199 MISC CONTRACTUAL SERVICE	49,463	37,669	37,669	0	37,669	0	37,669
53 2400 MAINTENANCE AGREEMENTS	0	-375	0	0	0	0	0
53 2500 RENTALS/LEASES	53,688	79,203	69,185	5,922	75,107	7,453	76,638
53 2700 TRAVEL& OTHER EMPLOYEEX	88,736	124,370	127,064	0	127,064	0	127,064
53 2800 COMM. & DATA PROCESSING	20,747	20,968	20,466	0	20,466	0	20,466
53 2900 OTHER SERVICES	12,802	16,506	17,427	0	17,427	0	17,427
TOTAL PURCHASED SERVICES	269,497	372,347	365,817	5,922	371,739	7,453	373,270
53 3100 GENERAL ADMIN SUPPLIES	11,574	4,567	9,767	0	9,767	0	9,767
53 3300 VEHICLE/EQUIP OPER SUPPL	15	25	25	0	25	0	25
TOTAL SUPPLIES	11,589	4,592	9,792	0	9,792	0	9,792
53 4500 EQUIPMENT	7,498	10,758	10,000	0	10,000	0	10,000
53 4600 ART, OTHER ARTIFACTS&LIT	234	398	350	0	350	0	350
53 4700 INTANGIBLE ASSETS	0	600	0	0	0	0	0
TOTAL PROPERTY, PLANT & EQUIPMT	7,732	11,756	10,350	0	10,350	0	10,350
53 5800 OTHER ADMINSTRATIVE EXP	12,354	10,814	13,550	0	13,550	0	13,550
TOTAL OTHER EXPENSES & ADJUSTMEN	12,354	10,814	13,550	0	13,550	0	13,550

Fund Detail

14410 DHHS - Division of Central Management and Support

1110 NC Council on Developmental Disabilities

DESCRIPTION (1)	2003-2004 ACTUAL (2)	2004-2005 CERTIFIED (3)	2004-2005 AUTHORIZED (4)	2005-2006 INCR/DECR (5)	2005-2006 TOTAL (6)	2006-2007 INCR/DECR (7)	2006-2007 TOTAL (8)
REQUIREMENTS							
53 6470 DDSA NON-GOV. UNITS	1,522,276	1,567,802	1,567,802	0	1,567,802	0	1,567,802
53 6471 DDSA OTHER GOV. UNITS	201,145	212,898	212,898	0	212,898	0	212,898
53 6920 AID TO EDUCATIONAL INSTI	15,167	11,483	11,483	0	11,483	0	11,483
TOTAL AID & PUBLIC ASSISTANCE	1,738,588	1,792,183	1,792,183	0	1,792,183	0	1,792,183
53 8010 DEPENDENT CARE-OP TFR	817	0	0	0	0	0	0
53 8990 TRSFR TO SUBST FISCAL YE	19,668	0	0	0	0	0	0
TOTAL INTRAGOVERNMENTAL TRANSACT	20,485	0	0	0	0	0	0
TOTAL REQUIREMENTS	2,609,272	2,839,957	2,839,957	5,922	2,845,879	7,453	2,847,410
ESTIMATED RECEIPTS							
43 2203 LOCAL INKIND MATCH	439,441	442,861	442,861	0	442,861	0	442,861
43 2204 LOCAL MATCH	73,601	71,699	71,699	0	71,699	0	71,699
43 2205 LOCAL SHARE OF EXPENDITU	74,864	107,654	107,654	0	107,654	0	107,654
53 8820 DEV DISABILITIES SUP	1,920,943	2,104,143	2,104,143	5,364	2,109,507	6,704	2,110,847
TOTAL RECEIPTS	2,508,849	2,726,357	2,726,357	5,364	2,731,721	6,704	2,733,061
NET APPROPRIATION	100,423	113,600	113,600	558	114,158	749	114,349

Fund Detail

14410 DHHS - Division of Central Management and Support

1210 Human Resources

DESCRIPTION (1)	2003-2004 ACTUAL (2)	2004-2005 CERTIFIED (3)	2004-2005 AUTHORIZED (4)	2005-2006 INCR/DECR (5)	2005-2006 TOTAL (6)	2006-2007 INCR/DECR (7)	2006-2007 TOTAL (8)
REQUIREMENTS							
53 1211 SPA-REG SALARIES-APPRO	1,753,193	1,875,761	1,853,509	0	1,853,509	0	1,853,509
53 1221 TIME LIMITED SAL APPROP	0	625	625	0	625	0	625
53 1461 EPA&SPA-LONGVTY PAY-APPR	48,495	57,444	57,444	-270	57,174	1,046	58,490
53 1511 SOCIAL SEC CONTRIB-APPRO	133,355	146,956	145,256	0	145,256	0	145,256
53 1521 REG RETIRE CONTRIB-APPRO	59,317	114,955	114,348	0	114,348	0	114,348
53 1561 MED INS CONTRIB-APPRO	100,538	123,410	120,476	0	120,476	0	120,476
53 1572 UNEMP COMP PAYMNTS TO ES	34,885	0	0	0	0	0	0
53 1627 SHORT TERM DISAB PMT APP	5,778	0	0	0	0	0	0
53 1631 WRKER COMP-MED PAYMENTS	1,074	0	0	0	0	0	0
TOTAL PERSONAL SERVICES	2,136,635	2,319,151	2,291,658	-270	2,291,388	1,046	2,292,704
53 2145 SERVER SUPPORT SVCS	4,000	0	0	0	0	0	0
53 2147 IT SEAT MANAGEMENT SVCS.	23,516	76,884	76,884	0	76,884	0	76,884
53 2170 ADMIN SERVICES	22,969	0	0	0	0	0	0
53 2181 WORKSHOP/CONF.EXP.F/SVC.	111	4,916	4,916	0	4,916	0	4,916
53 2199 MISC CONTRACTUAL SERVICE	1,221	5,000	5,000	0	5,000	0	5,000
53 2300 REPAIR SERVICES	0	587	587	0	587	0	587
53 2400 MAINTENANCE AGREEMENTS	5,006	4,226	5,084	0	5,084	0	5,084
53 2500 RENTALS/LEASES	1,920	9,152	5,248	0	5,248	0	5,248
53 2700 TRAVEL& OTHER EMPLOYEEX	3,044	9,443	7,390	0	7,390	0	7,390
53 2800 COMM. & DATA PROCESSING	29,364	24,139	26,185	0	26,185	0	26,185
53 2900 OTHER SERVICES	1,110	8,453	8,930	0	8,930	0	8,930
TOTAL PURCHASED SERVICES	92,261	142,800	140,224	0	140,224	0	140,224
53 3100 GENERAL ADMIN SUPPLIES	10,657	13,126	12,632	0	12,632	0	12,632
53 3300 VEHICLE/EQUIP OPER SUPPL	14	12	32	0	32	0	32
53 3400 FOOD SUPPLIES	0	77	77	0	77	0	77
53 3700 EDUCATIONAL SUPPLIES	6,439	0	0	0	0	0	0
53 3900 OTHER MATERIALS & SUPP	44	0	50	0	50	0	50
TOTAL SUPPLIES	17,154	13,215	12,791	0	12,791	0	12,791
53 4500 EQUIPMENT	6,525	4,730	7,730	0	7,730	0	7,730
53 4600 ART, OTHER ARTIFACTS&LIT	0	253	253	0	253	0	253
53 4700 INTANGIBLE ASSETS	18,500	0	0	0	0	0	0
TOTAL PROPERTY, PLANT & EQUIPMT	25,025	4,983	7,983	0	7,983	0	7,983
53 5800 OTHER ADMINSTRATIVE EXP	4,803	6,266	6,086	0	6,086	0	6,086

Fund Detail

14410 DHHS - Division of Central Management and Support

1210 Human Resources

DESCRIPTION (1)	2003-2004 ACTUAL (2)	2004-2005 CERTIFIED (3)	2004-2005 AUTHORIZED (4)	2005-2006 INCR/DECR (5)	2005-2006 TOTAL (6)	2006-2007 INCR/DECR (7)	2006-2007 TOTAL (8)
REQUIREMENTS							
53 5900 OTHER EXPENSES	180	0	180	0	180	0	180
TOTAL OTHER EXPENSES & ADJUSTMEN	4,983	6,266	6,266	0	6,266	0	6,266
53 8010 DEPENDENT CARE-OP TFR	2,355	0	0	0	0	0	0
53 819A TRF TO B/C 14100-ADMIN	17,700	0	0	0	0	0	0
53 8990 TRSFR TO SUBST FISCAL YE	53,368	0	0	0	0	0	0
TOTAL INTRAGOVERNMENTAL TRANSACT	73,423	0	0	0	0	0	0
TOTAL REQUIREMENTS	2,349,481	2,486,415	2,458,922	-270	2,458,652	1,046	2,459,968
ESTIMATED RECEIPTS							
43 5600 REGISTRATION FEES	1,000	10,880	10,880	-10,880	0	-10,880	0
43 81D1 TRF FR B/C 14410-CMS	46,252	46,252	46,252	0	46,252	0	46,252
53 8391 REIMB. COPIER COST	0	14,042	14,042	-14,042	0	-14,042	0
TOTAL RECEIPTS	47,252	71,174	71,174	-24,922	46,252	-24,922	46,252
NET APPROPRIATION	2,302,229	2,415,241	2,387,748	24,652	2,412,400	25,968	2,413,716

Fund Detail

14410 DHHS - Division of Central Management and Support

1310 Office of Economic Opportunity

DESCRIPTION (1)	2003-2004 ACTUAL (2)	2004-2005 CERTIFIED (3)	2004-2005 AUTHORIZED (4)	2005-2006 INCR/DECR (5)	2005-2006 TOTAL (6)	2006-2007 INCR/DECR (7)	2006-2007 TOTAL (8)
REQUIREMENTS							
53 1212 SPA-REG SALARIES-RECPT	228,089	317,752	317,752	0	317,752	0	317,752
53 1213 SPA SALARIES UNDESIGNATE	168,024	182,539	182,539	0	182,539	0	182,539
53 1312 REG(N S) TEMP WAGES-RECPT	0	1,746	1,746	0	1,746	0	1,746
53 1462 EPA&SPA-LONGVTY PAY-REC	3,730	4,051	4,051	0	4,051	0	4,051
53 1463 LONGEVITY PAY-UNDESIGNAT	4,851	3,300	3,300	0	3,300	0	3,300
53 1512 SOCIAL SEC CONTRIB-RECPT	17,001	24,618	24,618	0	24,618	0	24,618
53 1513 SOCIAL SECURITY-UNDESIGD	12,688	14,218	14,218	0	14,218	0	14,218
53 1522 REG RETIRE CONTRIB-RECPT	7,928	17,967	17,967	0	17,967	0	17,967
53 1523 REG RETIRE CONTRIB-UNDES	5,912	11,078	11,078	0	11,078	0	11,078
53 1562 MED INS CONTRIB-RECPTS	13,922	23,899	23,899	0	23,899	0	23,899
53 1563 MED INS CONTRIB-UNDESIGD	13,386	13,728	13,728	0	13,728	0	13,728
53 1625 ST DISABILITY PMT	4,235	0	0	0	0	0	0
53 1628 ST DISABILITY PMT-RECPT	5,827	0	0	0	0	0	0
53 1652 COMP.TO OTHER ELECTED OF	238	0	0	0	0	0	0
TOTAL PERSONAL SERVICES	485,831	614,896	614,896	0	614,896	0	614,896
53 2147 IT SEAT MANAGEMENT SVCS.	0	19,670	19,670	0	19,670	0	19,670
53 2170 ADMIN SERVICES	57,375	0	0	0	0	0	0
53 2181 WORKSHOP/CONF.EXP.F/SVC.	121	0	0	0	0	0	0
53 2199 MISC CONTRACTUAL SERVICE	39,404	200,849	200,849	0	200,849	0	200,849
53 2300 REPAIR SERVICES	288	1,300	1,300	0	1,300	0	1,300
53 2400 MAINTENANCE AGREEMENTS	0	1,562	1,562	0	1,562	0	1,562
53 2500 RENTALS/LEASES	32,244	50,119	50,119	0	50,119	0	50,119
53 2700 TRAVEL& OTHER EMPLOYEEX	18,908	42,202	40,640	0	40,640	0	40,640
53 2800 COMM. & DATA PROCESSING	35,781	33,232	33,232	0	33,232	0	33,232
53 2900 OTHER SERVICES	5,427	11,340	11,340	0	11,340	0	11,340
TOTAL PURCHASED SERVICES	189,548	360,274	358,712	0	358,712	0	358,712
53 3100 GENERAL ADMIN SUPPLIES	11,511	16,278	17,840	0	17,840	0	17,840
53 3300 VEHICLE/EQUIP OPER SUPPL	13	0	0	0	0	0	0
53 3900 OTHER MATERIALS & SUPP	0	250	250	0	250	0	250
TOTAL SUPPLIES	11,524	16,528	18,090	0	18,090	0	18,090
53 4500 EQUIPMENT	1,343	6,920	6,920	0	6,920	0	6,920
53 4600 ART, OTHER ARTIFACTS&LIT	0	1,250	1,250	0	1,250	0	1,250
TOTAL PROPERTY, PLANT & EQUIPMT	1,343	8,170	8,170	0	8,170	0	8,170

Fund Detail

14410 DHHS - Division of Central Management and Support

1310 Office of Economic Opportunity

DESCRIPTION (1)	2003-2004 ACTUAL (2)	2004-2005 CERTIFIED (3)	2004-2005 AUTHORIZED (4)	2005-2006 INCR/DECR (5)	2005-2006 TOTAL (6)	2006-2007 INCR/DECR (7)	2006-2007 TOTAL (8)
REQUIREMENTS							
53 5800 OTHER ADMINSTRATIVE EXP	4,462	5,750	5,750	0	5,750	0	5,750
TOTAL OTHER EXPENSES & ADJUSTMEN	4,462	5,750	5,750	0	5,750	0	5,750
53 6304 CSBG FOOD & NUTRITION	111,534	111,117	111,117	0	111,117	0	111,117
53 6306 CSA BLOCK GRANT	16,264,259	16,115,138	16,115,138	0	16,115,138	0	16,115,138
53 6411 EMERGENCY SHELTER-HUD GR	2,207,795	2,223,000	2,223,000	0	2,223,000	0	2,223,000
53 6908 ELDERLY AND HANDICAPPED	54,128	54,128	54,128	0	54,128	0	54,128
TOTAL AID & PUBLIC ASSISTANCE	18,637,716	18,503,383	18,503,383	0	18,503,383	0	18,503,383
53 8010 DEPENDENT CARE-OP TFR	287	0	0	0	0	0	0
53 8990 TRSFR TO SUBST FISCAL YE	19,670	0	0	0	0	0	0
TOTAL INTRAGOVERNMENTAL TRANSACT	19,957	0	0	0	0	0	0
TOTAL REQUIREMENTS	19,350,381	19,509,001	19,509,001	0	19,509,001	0	19,509,001
ESTIMATED RECEIPTS							
53 8852 FOOD & NUTRITION	111,534	111,117	111,117	0	111,117	0	111,117
53 8854 CSA BLOCK GRANT	16,839,434	16,959,085	16,959,085	0	16,959,085	0	16,959,085
53 8856 DIV OF EO-EMERG SHELTER	2,325,266	2,341,612	2,341,612	0	2,341,612	0	2,341,612
53 887Q SOCIAL SVCS. BLOCK GRANT	40,596	41,302	41,302	0	41,302	0	41,302
TOTAL RECEIPTS	19,316,830	19,453,116	19,453,116	0	19,453,116	0	19,453,116
NET APPROPRIATION	33,551	55,885	55,885	0	55,885	0	55,885

Fund Detail

14410 DHHS - Division of Central Management and Support

1311 Residential Energy Conservation Assistance Program

DESCRIPTION (1)	2003-2004 ACTUAL (2)	2004-2005 CERTIFIED (3)	2004-2005 AUTHORIZED (4)	2005-2006 INCR/DECR (5)	2005-2006 TOTAL (6)	2006-2007 INCR/DECR (7)	2006-2007 TOTAL (8)
REQUIREMENTS							
53 1212 SPA-REG SALARIES-RECPT	171,350	227,564	227,564	0	227,564	0	227,564
53 1462 EPA&SPA-LONGVTY PAY-REC	2,873	2,568	2,568	0	2,568	0	2,568
53 1512 SOCIAL SEC CONTRIB-RECPT	12,722	17,408	17,408	0	17,408	0	17,408
53 1522 REG RETIRE CONTRIB-RECPT	5,958	13,531	13,531	0	13,531	0	13,531
53 1562 MED INS CONTRIB-RECPTS	11,224	17,160	17,160	0	17,160	0	17,160
TOTAL PERSONAL SERVICES	204,127	278,231	278,231	0	278,231	0	278,231
53 2147 IT SEAT MANAGEMENT SVCS.	0	10,730	10,730	0	10,730	0	10,730
53 2199 MISC CONTRACTUAL SERVICE	84,812	117,154	117,154	0	117,154	0	117,154
53 2300 REPAIR SERVICES	645	272	272	0	272	0	272
53 2400 MAINTENANCE AGREEMENTS	1,058	785	2,785	0	2,785	0	2,785
53 2500 RENTALS/LEASES	28,120	33,615	33,615	0	33,615	0	33,615
53 2700 TRAVEL& OTHER EMPLOYEEEX	27,009	16,390	18,918	0	18,918	0	18,918
53 2800 COMM. & DATA PROCESSING	10,751	10,675	15,861	0	15,861	0	15,861
53 2900 OTHER SERVICES	2,944	3,758	3,858	0	3,858	0	3,858
TOTAL PURCHASED SERVICES	155,339	193,379	203,193	0	203,193	0	203,193
53 3100 GENERAL ADMIN SUPPLIES	6,160	5,501	5,501	0	5,501	0	5,501
53 3900 OTHER MATERIALS & SUPP	479	279	279	0	279	0	279
TOTAL SUPPLIES	6,639	5,780	5,780	0	5,780	0	5,780
53 4500 EQUIPMENT	0	1,280	1,280	0	1,280	0	1,280
53 4700 INTANGIBLE ASSETS	669	0	0	0	0	0	0
TOTAL PROPERTY, PLANT & EQUIPMT	669	1,280	1,280	0	1,280	0	1,280
53 5600 ASSET & OTHER ADJUSTMENT	34,502	0	0	0	0	0	0
53 5800 OTHER ADMINSTRATIVE EXP	2,524	14,154	4,340	0	4,340	0	4,340
53 5900 OTHER EXPENSES	0	100	100	0	100	0	100
TOTAL OTHER EXPENSES & ADJUSTMEN	37,026	14,254	4,440	0	4,440	0	4,440
53 6390 GRANTS TO SUBGRANTEES	227,526	303,101	303,101	0	303,101	0	303,101
53 6391 SINGLE AUDITS	32,936	24,981	24,981	0	24,981	0	24,981
53 6392 SUBGRANTEE ADMIN.	690,215	625,628	625,628	0	625,628	0	625,628
53 6394 SUBGRANTEE MATERIAL	4,643,061	3,781,184	3,781,184	0	3,781,184	0	3,781,184
53 6396 SUBGRANTEE LIAB. INS.	55,509	29,742	29,742	0	29,742	0	29,742
53 6398 PROGRAM OPERATIONS	7,374,753	6,625,092	6,625,092	0	6,625,092	0	6,625,092

Fund Detail

14410 DHHS - Division of Central Management and Support

1311 Residential Energy Conservation Assistance Program

DESCRIPTION (1)	2003-2004 ACTUAL (2)	2004-2005 CERTIFIED (3)	2004-2005 AUTHORIZED (4)	2005-2006 INCR/DECR (5)	2005-2006 TOTAL (6)	2006-2007 INCR/DECR (7)	2006-2007 TOTAL (8)
REQUIREMENTS							
53 6399 HEALTH AND SAFETY	39,201	67,042	67,042	0	67,042	0	67,042
TOTAL AID & PUBLIC ASSISTANCE	13,063,201	11,456,770	11,456,770	0	11,456,770	0	11,456,770
53 7170 REDISTRIBUTED COST	1	0	0	0	0	0	0
TOTAL RESERVES	1	0	0	0	0	0	0
53 8010 DEPENDENT CARE-OP TFR	223	0	0	0	0	0	0
TOTAL INTRAGOVERNMENTAL TRANSACT	223	0	0	0	0	0	0
TOTAL REQUIREMENTS	13,467,225	11,949,694	11,949,694	0	11,949,694	0	11,949,694
ESTIMATED RECEIPTS							
43 7300 INDIRECT(OVERHD) COST RE	34,502	0	0	0	0	0	0
43 819A TRF FR B/C 14110-ADMIN	879,004	1,000,000	1,000,000	0	1,000,000	0	1,000,000
53 8860 WAP-ENERGY	3,762,693	4,162,928	4,162,928	0	4,162,928	0	4,162,928
53 887P LOW INCOME ENERGY ASSIST	8,791,025	6,786,766	6,786,766	0	6,786,766	0	6,786,766
TOTAL RECEIPTS	13,467,224	11,949,694	11,949,694	0	11,949,694	0	11,949,694
NET APPROPRIATION	1	0	0	0	0	0	0

Fund Detail

14410 DHHS - Division of Central Management and Support

1410 Information Systems Services

DESCRIPTION (1)	2003-2004 ACTUAL (2)	2004-2005 CERTIFIED (3)	2004-2005 AUTHORIZED (4)	2005-2006 INCR/DECR (5)	2005-2006 TOTAL (6)	2006-2007 INCR/DECR (7)	2006-2007 TOTAL (8)
REQUIREMENTS							
53 1213 SPA SALARIES UNDESIGNATE	7,666,774	8,359,521	8,931,907	0	8,931,907	0	8,931,907
53 1413 OT PAY UNDESIGNATED	108,391	0	0	0	0	0	0
53 1423 HOLIDAY PAY UNDESIGNATED	1,448	0	0	0	0	0	0
53 1433 SHIFT 10% PREM PAY UND	11,260	0	0	0	0	0	0
53 1443 CALLBK/STBY PREM PAY	52,545	0	0	0	0	0	0
53 1452 DUAL EMPLOY.WAGES-RECEIP	115	0	0	0	0	0	0
53 1463 LONGEVITY PAY-UNDESIGNAT	116,254	71,553	81,463	0	81,463	0	81,463
53 1512 SOCIAL SEC CONTRIB-RECPT	29	0	0	0	0	0	0
53 1513 SOCIAL SECURITY-UNDESIGD	591,706	636,065	680,408	2,883	683,291	2,883	683,291
53 1523 REG RETIRE CONTRIB-UNDES	272,110	526,693	546,457	-27,067	519,390	-27,067	519,390
53 1563 MED INS CONTRIB-UNDESIGD	415,385	493,327	531,960	0	531,960	0	531,960
53 1572 UNEMP COMP PAYMNTS TO ES	4,950	0	0	0	0	0	0
53 1625 ST DISABILITY PMT	33,802	0	0	0	0	0	0
53 1628 ST DISABILITY PMT-RECPT	5,966	0	0	0	0	0	0
53 1631 WRKER COMP-MED PAYMENTS	4,212	5,971	5,971	0	5,971	0	5,971
TOTAL PERSONAL SERVICES	9,284,947	10,093,130	10,778,166	-24,184	10,753,982	-24,184	10,753,982
53 2110 LEGAL SERVICES	92,682	4,697	4,697	0	4,697	0	4,697
53 2140 INFORMATN TECHNOLOGY SVC	13,718,855	14,775,595	14,775,595	0	14,775,595	0	14,775,595
53 2143 LAN SUPPORT SERVICES	1,938,362	0	0	0	0	1,900,000	1,900,000
53 2147 IT SEAT MANAGEMENT SVCS.	193,269	547,128	547,128	0	547,128	0	547,128
53 2170 ADMIN SERVICES	314,443	0	0	0	0	0	0
53 2300 REPAIR SERVICES	45,758	7,073	7,073	0	7,073	0	7,073
53 2400 MAINTENANCE AGREEMENTS	684,783	297,631	297,631	0	297,631	609,000	906,631
53 2500 RENTALS/LEASES	169,010	4,775	4,775	169,216	173,991	169,216	173,991
53 2700 TRAVEL& OTHER EMPLOYEEX	46,228	63,331	63,331	0	63,331	0	63,331
53 2800 COMM. & DATA PROCESSING	22,608,262	16,995,424	16,995,424	1,471,995	18,467,419	5,461,073	22,456,497
53 2900 OTHER SERVICES	8,375	20,320	20,320	0	20,320	0	20,320
TOTAL PURCHASED SERVICES	39,820,027	32,715,974	32,715,974	1,641,211	34,357,185	8,139,289	40,855,263
53 3100 GENERAL ADMIN SUPPLIES	766,099	286,360	286,360	143,159	429,519	293,159	579,519
53 3200 FACILITY/HARDWARE SUPP	319	0	0	0	0	0	0
53 3300 VEHICLE/EQUIP OPER SUPPL	1,297	450	450	0	450	0	450
53 3700 EDUCATIONAL SUPPLIES	251	0	0	0	0	0	0
53 3900 OTHER MATERIALS & SUPP	1,296	0	0	0	0	0	0
TOTAL SUPPLIES	769,262	286,810	286,810	143,159	429,969	293,159	579,969
53 4500 EQUIPMENT	136,016	82,008	82,008	0	82,008	0	82,008

Fund Detail

14410 DHHS - Division of Central Management and Support

1410 Information Systems Services

DESCRIPTION (1)	2003-2004 ACTUAL (2)	2004-2005 CERTIFIED (3)	2004-2005 AUTHORIZED (4)	2005-2006 INCR/DECR (5)	2005-2006 TOTAL (6)	2006-2007 INCR/DECR (7)	2006-2007 TOTAL (8)
REQUIREMENTS							
53 4600 ART, OTHER ARTIFACTS&LIT	-129	1,200	1,200	0	1,200	0	1,200
53 4700 INTANGIBLE ASSETS	236,864	94,135	94,135	63,865	158,000	63,865	158,000
TOTAL PROPERTY, PLANT & EQUIPMT	372,751	177,343	177,343	63,865	241,208	63,865	241,208
53 5100 BUSINESS/LICENSE FEES	563,067	0	0	0	0	0	0
53 5600 ASSET & OTHER ADJUSTMENT	1,272,574	0	0	0	0	0	0
53 5800 OTHER ADMINISTRATIVE EXP	2,295	4,239	4,239	0	4,239	0	4,239
53 5900 OTHER EXPENSES	7,400	1,368	1,368	0	1,368	0	1,368
TOTAL OTHER EXPENSES & ADJUSTMEN	1,845,336	5,607	5,607	0	5,607	0	5,607
53 7170 REDISTRIBUTED COST	-2	0	0	0	0	0	0
53 7171 ALLC SAL & FRINGES IN/OU	-89,573	0	0	0	0	0	0
53 7172 ALLC SPVR/TEAM EXP IN/OU	-126,624	0	0	0	0	0	0
53 7173 ALLC OTHER EXP IN/OUT	-92,041	0	0	0	0	0	0
53 7174 ALLC DP/PRINT COST IN/OU	-4,818	0	0	0	0	0	0
TOTAL RESERVES	-313,058	0	0	0	0	0	0
53 8010 DEPENDENT CARE-OP TFR	6,194	0	0	0	0	0	0
53 8990 TRSFR TO SUBST FISCAL YE	659,628	0	0	0	0	0	0
TOTAL INTRAGOVERNMENTAL TRANSACT	665,822	0	0	0	0	0	0
TOTAL REQUIREMENTS	52,445,087	43,278,864	43,963,900	1,824,051	45,787,951	8,472,129	52,436,029
ESTIMATED RECEIPTS							
43 2206 LOCAL RECEIPTS	83,155	92,570	92,570	0	92,570	0	92,570
43 2403 DP ACCESS FEE-NON ST.	0	4,185	4,185	-4,185	0	-4,185	0
43 4150 B/E FOOD/VEND. CONS. SET	3,924	0	0	0	0	0	0
43 7300 INDIRECT(OVERHD) COST RE	1,272,574	0	0	0	0	0	0
43 7990 OTHER MISC REV-PROGRAM	0	6,507	6,507	-6,507	0	-6,507	0
43 81C1 TRF FR B/C 14430-DPH	5,305,789	35,432	35,432	0	35,432	0	35,432
43 81D1 TRF FR B/C 14410-CMS	1,287,157	0	0	0	0	0	0
43 81E1 TRF FR B/C 14411-DOA	145,000	0	0	0	0	0	0
43 81J1 TRF FR B/C 14440-DSS	0	9,363	9,363	-9,363	0	-9,363	0
43 81K1 TRF FR B/C 14445-DMA	1,414,787	14,200,000	14,200,000	0	14,200,000	0	14,200,000

Fund Detail

14410 DHHS - Division of Central Management and Support

1410 Information Systems Services

DESCRIPTION (1)	2003-2004 ACTUAL (2)	2004-2005 CERTIFIED (3)	2004-2005 AUTHORIZED (4)	2005-2006 INCR/DECR (5)	2005-2006 TOTAL (6)	2006-2007 INCR/DECR (7)	2006-2007 TOTAL (8)
ESTIMATED RECEIPTS							
43 81L1 TRF FR B/C 14450-DSB/DHH	0	34,369	34,369	-34,369	0	-34,369	0
43 81N1 TRF FR B/C 14480-DVR	2,585,786	0	0	0	0	0	0
43 81P1 TRF FR B/C 14460-DMH	6,087,276	0	0	0	0	0	0
53 8220 REIMBURSEMENT-DUAL EMP.	124	0	0	0	0	0	0
53 88AD STATE ADMIN. EXPENSE	9,382	9,411	9,411	0	9,411	0	9,411
53 88AJ IMMUNIZATION PROGRAM	101,095	54,400	54,400	0	54,400	0	54,400
53 88AK TITLE X FAM. PLANNING	1,128	1,137	1,137	0	1,137	0	1,137
53 88AV EPA-STATE LEAD PRG. GRT	0	29,250	29,250	-29,250	0	-29,250	0
53 88CB WIC NUTRITION	1,262,779	817,346	817,346	101,786	919,132	406,974	1,224,320
53 88DD ST N/PA TO PREVENT OBESI	36,625	0	0	0	0	0	0
53 881A REHAB SVCS. BASIC SUPP	210,711	274,394	274,394	0	274,394	0	274,394
53 881B INDEPENDENT LIVING	197	0	0	0	0	0	0
53 881J IL/OLDER BLIND FORMULA	610	0	0	0	0	0	0
53 8810 TITLE,VI PART C 11012112	0	1,042	1,042	0	1,042	0	1,042
53 882E CHILD CARE&DEVELOP FUNDS	0	149	149	0	149	0	149
53 882F CHILD CARE/DEV.FUNDS/MAT	816,207	748,454	748,454	0	748,454	0	748,454
53 882H CHILD CARE DEV./DISCRETI	0	478	478	0	478	0	478
53 8820 DEV DISABILITIES SUP	679	2,877	2,877	0	2,877	0	2,877
53 883B MEDICARE	2,722	15,402	15,402	0	15,402	0	15,402
53 884B TITLE III B SUPP.SVCS.	0	2,828	2,828	-2,828	0	-2,828	0
53 884D TITLE III C2 DEL.MEALS	0	1,301	1,301	-1,301	0	-1,301	0
53 884E TITLE III D SVCS.	0	117	117	-117	0	-117	0
53 884G TITLE III ELDER ABUSE	0	1,148	1,148	-1,148	0	-1,148	0
53 884K TITLE V SR. EMPLOY.DOL	0	35	35	-35	0	-35	0
53 885C EHA INFANT & TODDLERS GR	116,561	827	827	0	827	0	827
53 885G N.C MANAGED CARE	0	7,472	7,472	-7,472	0	-7,472	0
53 885V NIDA CONTRACT	0	2,625	2,625	-2,625	0	-2,625	0
53 8854 CSA BLOCK GRANT	0	4,218	4,218	-4,218	0	-4,218	0
53 8856 DIV OF EO-EMERG SHELTER	0	380	380	-380	0	-380	0
53 886A FED N903G	1,673	2,200	2,200	0	2,200	0	2,200
53 886C MEDICAID ADMIN.& TRGN.	5,082,887	2,315,170	2,720,348	181,629	2,901,977	804,363	3,524,711
53 886D CHIP GRANT - FED. FUNDS	21	21	21	0	21	0	21
53 886K MH DEC SUPPORT DATA W/H	60,495	0	0	0	0	0	0
53 886M SA DECISION SUPPORT AWAR	37,126	0	0	0	0	0	0
53 887E CHILD SUPPORT ENF.	7,155,293	7,757,450	7,757,450	507,676	8,265,126	1,714,434	9,471,884
53 887F CHILD WELFARE SVCS.	114,358	147,357	147,357	0	147,357	0	147,357
53 887G CWS FAMILY PRESERV.	2,638	5,596	5,596	0	5,596	0	5,596
53 887J REFUGEE CASH & MED.	42,742	110,835	110,835	6,683	117,518	38,436	149,271
53 887K IV-E FOSTER CARE ASSIST.	151,635	167,653	167,653	11,044	178,697	54,967	222,620
53 887L IV-E ADOPTION ASSISTANCE	110,599	65,271	65,271	6,055	71,326	31,189	96,460
53 887M DISABILITY DETERM.-SSA	89,460	60,761	60,761	4,130	64,891	19,951	80,712

Fund Detail

14410 DHHS - Division of Central Management and Support

1410 Information Systems Services

DESCRIPTION (1)	2003-2004 ACTUAL (2)	2004-2005 CERTIFIED (3)	2004-2005 AUTHORIZED (4)	2005-2006 INCR/DECR (5)	2005-2006 TOTAL (6)	2006-2007 INCR/DECR (7)	2006-2007 TOTAL (8)
ESTIMATED RECEIPTS							
53 887N IV-E INDEPENDENT LIVING	3,457	2,204	2,204	0	2,204	0	2,204
53 887P LOW INCOME ENERGY ASSIST	318,296	230,221	230,221	0	230,221	0	230,221
53 887Q SOCIAL SVCS. BLOCK GRANT	78,096	82,009	82,009	0	82,009	0	82,009
53 887V FAM. VIOLENCE PREV.&SVCS	0	14	14	0	14	0	14
53 887W CHILD ABUSE & NEGLECT	744	582	582	0	582	0	582
53 887Z REFUGEE SOCIAL SVCS.	0	6,792	6,792	0	6,792	0	6,792
53 888B JOB CORP	0	8,471	8,471	-8,471	0	-8,471	0
53 888C FOOD STAMPS USDA	1,228,175	1,455,796	1,455,796	126,682	1,582,478	542,444	1,998,240
53 888K TANF 97 BLOCK GRANT	5,532	249	249	0	249	0	249
53 889A SEC.110-BASIS SUPP. PROG	421,451	594,091	594,091	0	594,091	0	594,091

TOTAL RECEIPTS	35,648,946	29,370,460	29,775,638	833,416	30,609,054	3,500,489	33,276,127

NET APPROPRIATION	16,796,141	13,908,404	14,188,262	990,635	15,178,897	4,971,640	19,159,902

Fund Detail

14410 DHHS - Division of Central Management and Support

1411 DIRM - Planning and Development

DESCRIPTION (1)	2003-2004 ACTUAL (2)	2004-2005 CERTIFIED (3)	2004-2005 AUTHORIZED (4)	2005-2006 INCR/DECR (5)	2005-2006 TOTAL (6)	2006-2007 INCR/DECR (7)	2006-2007 TOTAL (8)
REQUIREMENTS							
53 1213 SPA SALARIES UNDESIGNATE	126,715	0	0	0	0	0	0
53 1463 LONGEVITY PAY-UNDESIGNAT	974	0	0	0	0	0	0
53 1513 SOCIAL SECURITY-UNDESIGD	9,538	0	0	0	0	0	0
53 1523 REG RETIRE CONTRIB-UNDES	4,367	0	0	0	0	0	0
53 1563 MED INS CONTRIB-UNDESIGD	6,749	0	0	0	0	0	0
TOTAL PERSONAL SERVICES	148,343	0	0	0	0	0	0
53 2140 INFORMATN TECHNOLOGY SVC	1,866,614	0	0	0	0	0	0
53 2143 LAN SUPPORT SERVICES	61,095	0	0	0	0	0	0
53 2400 MAINTENANCE AGREEMENTS	253,190	0	0	0	0	0	0
53 2500 RENTALS/LEASES	39,568	0	0	0	0	0	0
53 2700 TRAVEL& OTHER EMPLOYEEX	16,884	0	0	0	0	0	0
53 2800 COMM. & DATA PROCESSING	613,858	0	0	0	0	0	0
TOTAL PURCHASED SERVICES	2,851,209	0	0	0	0	0	0
53 4500 EQUIPMENT	2,587	0	0	0	0	0	0
53 4700 INTANGIBLE ASSETS	5,380	0	0	0	0	0	0
TOTAL PROPERTY, PLANT & EQUIPMT	7,967	0	0	0	0	0	0
53 7170 REDISTRIBUTED COST	-8	0	0	0	0	0	0
53 7171 ALLC SAL & FRINGES IN/OU	89,579	0	0	0	0	0	0
53 7172 ALLC SPVR/TEAM EXP IN/OU	126,627	0	0	0	0	0	0
53 7173 ALLC OTHER EXP IN/OUT	92,042	0	0	0	0	0	0
53 7174 ALLC DP/PRINT COST IN/OU	4,818	0	0	0	0	0	0
TOTAL RESERVES	313,058	0	0	0	0	0	0
TOTAL REQUIREMENTS	3,320,577	0	0	0	0	0	0

Fund Detail

14410 DHHS - Division of Central Management and Support

1411 DIRM - Planning and Development

DESCRIPTION (1)	2003-2004 ACTUAL (2)	2004-2005 CERTIFIED (3)	2004-2005 AUTHORIZED (4)	2005-2006 INCR/DECR (5)	2005-2006 TOTAL (6)	2006-2007 INCR/DECR (7)	2006-2007 TOTAL (8)
ESTIMATED RECEIPTS							
43 4150 B/E FOOD/VEND. CONS. SET	20	0	0	0	0	0	0
43 81J1 TRF FR B/C 14440-DSS	1,936,481	0	0	0	0	0	0
53 88AD STATE ADMIN. EXPENSE	30	0	0	0	0	0	0
53 88AJ IMMUNIZATION PROGRAM	406	0	0	0	0	0	0
53 88AK TITLE X FAM. PLANNING	9	0	0	0	0	0	0
53 88CB WIC NUTRITION	2,506	0	0	0	0	0	0
53 88DD ST N/PA TO PREVENT OBESI	69	0	0	0	0	0	0
53 881A REHAB SVCS. BASIC SUPP	645	0	0	0	0	0	0
53 883B MEDICARE	13	0	0	0	0	0	0
53 886A FED N903G	15	0	0	0	0	0	0
53 886C MEDICAID ADMIN.& TRGN.	632,457	0	0	0	0	0	0
53 886K MH DEC SUPPORT DATA W/H	193	0	0	0	0	0	0
53 886M SA DECISION SUPPORT AWAR	114	0	0	0	0	0	0
53 887E CHILD SUPPORT ENF.	329,499	0	0	0	0	0	0
53 887F CHILD WELFARE SVCS.	776	0	0	0	0	0	0
53 887G CWS FAMILY PRESERV.	305	0	0	0	0	0	0
53 887J REFUGEE CASH & MED.	539	0	0	0	0	0	0
53 887K IV-E FOSTER CARE ASSIST.	4,148	0	0	0	0	0	0
53 887L IV-E ADOPTION ASSISTANCE	6,513	0	0	0	0	0	0
53 887M DISABILITY DETERM.-SSA	436	0	0	0	0	0	0
53 887N IV-E INDEPENDENT LIVING	83	0	0	0	0	0	0
53 887P LOW INCOME ENERGY ASSIST	7,022	0	0	0	0	0	0
53 887Q SOCIAL SVCS. BLOCK GRANT	1,224	0	0	0	0	0	0
53 887W CHILD ABUSE & NEGLECT	58	0	0	0	0	0	0
53 888C FOOD STAMPS USDA	361,945	0	0	0	0	0	0
53 888K TANF 97 BLOCK GRANT	61	0	0	0	0	0	0
53 889A SEC.110-BASIS SUPP. PROG	1,905	0	0	0	0	0	0

TOTAL RECEIPTS	3,287,472	0	0	0	0	0	0

NET APPROPRIATION	33,105	0	0	0	0	0	0

Fund Detail

14410 DHHS - Division of Central Management and Support

1510 Office of Research Demonstration/Rural Health Dev.

DESCRIPTION (1)	2003-2004 ACTUAL (2)	2004-2005 CERTIFIED (3)	2004-2005 AUTHORIZED (4)	2005-2006 INCR/DECR (5)	2005-2006 TOTAL (6)	2006-2007 INCR/DECR (7)	2006-2007 TOTAL (8)
REQUIREMENTS							
53 1212 SPA-REG SALARIES-RECPT	432,085	506,711	506,711	0	506,711	0	506,711
53 1213 SPA SALARIES UNDESIGNATE	1,149,414	1,288,992	1,288,992	0	1,288,992	0	1,288,992
53 1222 SPA TIME LIMITED-RECPT	146,326	249,558	249,558	0	249,558	0	249,558
53 1462 EPA&SPA-LONGVTY PAY-REC	3,158	765	765	0	765	0	765
53 1463 LONGEVITY PAY-UNDESIGNAT	27,921	20,474	20,474	0	20,474	0	20,474
53 1512 SOCIAL SEC CONTRIB-RECPT	43,616	57,957	57,957	0	57,957	0	57,957
53 1513 SOCIAL SECURITY-UNDESIGD	86,944	99,644	99,644	0	99,644	0	99,644
53 1522 REG RETIRE CONTRIB-RECPT	19,890	44,039	44,039	0	44,039	0	44,039
53 1523 REG RETIRE CONTRIB-UNDES	40,265	77,613	77,613	0	77,613	0	77,613
53 1561 MED INS CONTRIB-APPRO	0	3,432	3,432	0	3,432	0	3,432
53 1562 MED INS CONTRIB-RECPTS	44,250	48,048	48,048	0	48,048	0	48,048
53 1563 MED INS CONTRIB-UNDESIGD	73,235	89,861	89,861	0	89,861	0	89,861
53 1625 ST DISABILITY PMT	9,045	0	0	0	0	0	0
TOTAL PERSONAL SERVICES	2,076,149	2,487,094	2,487,094	0	2,487,094	0	2,487,094
53 2140 INFORMATN TECHNOLOGY SVC	62,043	0	0	0	0	0	0
53 2170 ADMIN SERVICES	1,131,612	1,716,274	1,716,274	0	1,716,274	0	1,716,274
53 2181 WORKSHOP/CONF.EXP.F/SVC.	123	6,625	6,625	0	6,625	0	6,625
53 2199 MISC CONTRACTUAL SERVICE	113,657	240,704	240,704	0	240,704	0	240,704
53 2300 REPAIR SERVICES	9,572	4,408	4,880	0	4,880	0	4,880
53 2400 MAINTENANCE AGREEMENTS	1,620	8,985	6,020	0	6,020	0	6,020
53 2500 RENTALS/LEASES	163,520	100,193	116,515	0	116,515	0	116,515
53 2700 TRAVEL& OTHER EMPLOYEEEX	91,055	148,518	143,837	0	143,837	0	143,837
53 2800 COMM. & DATA PROCESSING	181,161	183,403	186,193	0	186,193	0	186,193
53 2900 OTHER SERVICES	16,238	22,301	18,209	0	18,209	0	18,209
TOTAL PURCHASED SERVICES	1,770,601	2,431,411	2,439,257	0	2,439,257	0	2,439,257
53 3100 GENERAL ADMIN SUPPLIES	46,975	33,936	26,788	0	26,788	0	26,788
53 3200 FACILITY/HARDWARE SUPP	0	112	112	0	112	0	112
53 3300 VEHICLE/EQUIP OPER SUPPL	473	114	100	0	100	0	100
TOTAL SUPPLIES	47,448	34,162	27,000	0	27,000	0	27,000
53 4500 EQUIPMENT	45,360	30,264	33,276	0	33,276	0	33,276
53 4600 ART, OTHER ARTIFACTS&LIT	733	5,482	2,616	0	2,616	0	2,616
53 4700 INTANGIBLE ASSETS	4,461	3,128	5,340	0	5,340	0	5,340
TOTAL PROPERTY, PLANT & EQUIPMT	50,554	38,874	41,232	0	41,232	0	41,232

Fund Detail

14410 DHHS - Division of Central Management and Support

1510 Office of Research Demonstration/Rural Health Dev.

DESCRIPTION (1)	2003-2004 ACTUAL (2)	2004-2005 CERTIFIED (3)	2004-2005 AUTHORIZED (4)	2005-2006 INCR/DECR (5)	2005-2006 TOTAL (6)	2006-2007 INCR/DECR (7)	2006-2007 TOTAL (8)
REQUIREMENTS							
53 5600 ASSET & OTHER ADJUSTMENT	82,098	992	0	0	0	0	0
53 5800 OTHER ADMINSTRATIVE EXP	7,122	8,681	6,631	0	6,631	0	6,631
TOTAL OTHER EXPENSES & ADJUSTMEN	89,220	9,673	6,631	0	6,631	0	6,631
53 6101 PRESCRIPTION DRUG CLAIMS	5,636,837	29,656,036	29,656,036	0	29,656,036	0	29,656,036
53 6150 HOSP-OUTPATIENT	114,724	0	123,385	0	123,385	0	123,385
53 6161 APPLIANCES	89	0	9,979	0	9,979	0	9,979
53 6163 PHYSICIANS	170,084	0	189,781	0	189,781	0	189,781
53 6164 OTHER PROFESSIONALS	8,609	0	25,000	0	25,000	0	25,000
53 6165 PHARMACEUTICALS	319,820	0	211,590	0	211,590	0	211,590
53 6166 PRIMARY HEALTH CARE GRNT	0	5,000,000	5,000,000	-5,000,000	0	-5,000,000	0
53 6167 COMMUNITY HEALTH CTR GRT	0	2,000,000	2,000,000	-2,000,000	0	-2,000,000	0
53 6174 PATIENT SUPPLIES	788	0	3,853	0	3,853	0	3,853
53 6410 OPERATIONAL SUBSIDY	2,610,877	2,612,637	2,612,637	0	2,612,637	0	2,612,637
53 6420 AID FOR CLINIC CONSTRUCT	430,000	350,000	350,000	0	350,000	0	350,000
53 6440 MED CHILD DELELOP GRANTS	30,000	119,119	119,119	0	119,119	0	119,119
53 6450 PHYSLOAN REPMT PROJ-STAT	1,377,179	2,538,309	2,538,309	0	2,538,309	0	2,538,309
53 6455 MIGRANT GRANTS	990,297	935,489	935,489	0	935,489	0	935,489
53 6460 HOSPITAL FLEXIBILITY GR	287,523	438,654	438,654	0	438,654	0	438,654
53 6461 COMM ACCESS PROG GRANT	471,169	0	0	0	0	0	0
53 6462 EARLY CHILHDH CARIES PRG	462,670	118,584	118,584	0	118,584	0	118,584
53 6465 SCHOOL NURSE PILOT PROJ	385,912	0	0	0	0	0	0
53 6929 OTHER CONT/GRT-ED-INST	0	0	6,563	0	6,563	0	6,563
53 6961 AID TO COUNTIES	0	0	29,250	0	29,250	0	29,250
53 6989 OTHER CONTRACTS/GRANTS	1,017,625	745,437	882,181	0	882,181	0	882,181
TOTAL AID & PUBLIC ASSISTANCE	14,314,203	44,514,265	45,250,410	-7,000,000	38,250,410	-7,000,000	38,250,410
53 7170 REDISTRIBUTED COST	1	0	0	0	0	0	0
TOTAL RESERVES	1	0	0	0	0	0	0
53 8010 DEPENDENT CARE-OP TFR	1,290	0	0	0	0	0	0
53 81D1 TRF TO B/C 14410-CMS	29,980	0	0	0	0	0	0
53 8990 TRSFR TO SUBST FISCAL YE	143,083	0	0	0	0	0	0
TOTAL INTRAGOVERNMENTAL TRANSACT	174,353	0	0	0	0	0	0

Fund Detail

14410 DHHS - Division of Central Management and Support

1510 Office of Research Demonstration/Rural Health Dev.

DESCRIPTION (1)	2003-2004 ACTUAL (2)	2004-2005 CERTIFIED (3)	2004-2005 AUTHORIZED (4)	2005-2006 INCR/DECR (5)	2005-2006 TOTAL (6)	2006-2007 INCR/DECR (7)	2006-2007 TOTAL (8)
<hr/>							
TOTAL REQUIREMENTS	18,522,529	49,515,479	50,251,624	-7,000,000	43,251,624	-7,000,000	43,251,624
<hr/>							
ESTIMATED RECEIPTS							
<hr/>							
43 2996 PROVIDER MATCH	99,911	0	0	0	0	0	0
43 5600 REGISTRATION FEES	600	0	0	0	0	0	0
43 7122 ACCOUNT REC INTEREST	24	0	0	0	0	0	0
43 7123 ACCOUNT REC PENALTY	30	0	0	0	0	0	0
43 7300 INDIRECT(OVERHD) COST RE	82,098	0	0	0	0	0	0
43 7990 OTHER MISC REV-PROGRAM	260,000	0	0	0	0	0	0
43 81DC TRF FR CMS-64412	7,143,115	31,977,233	31,977,233	0	31,977,233	0	31,977,233
43 81D1 TRF FR B/C 14410-CMS	82,000	0	0	0	0	0	0
43 81D3 TRF FR B/C 64410-CMS	-167,488	148,000	148,000	0	148,000	0	148,000
43 81K1 TRF FR B/C 14445-DMA	37,990	99,305	99,305	0	99,305	0	99,305
43 81M1 TRF FR B/C 14470-DFS	40,986	40,986	40,986	0	40,986	0	40,986
43 8140 PHYS LOAN REPMTPROJ-T &	0	371,833	371,833	0	371,833	0	371,833
43 819H TRF FR B/C 13700-ARG	10,984	0	0	0	0	0	0
53 8840 PHYS-LOAN REPAYMENT PROJ	10,425	148,000	148,000	0	148,000	0	148,000
53 8841 COOP AGMT PRIM CARE SVC	289,864	288,590	288,590	0	288,590	0	288,590
53 8842 STATE OFFICE OF RURAL HE	107,818	151,138	151,138	0	151,138	0	151,138
53 8845 MIGRANT HEALTH PROGRAMS	1,218,826	1,154,478	1,154,478	0	1,154,478	0	1,154,478
53 8848 COMMUNITY ACCESS GRANT	471,169	0	0	0	0	0	0
53 8849 HOSPITAL FLEX. GRANT	369,792	575,605	575,605	0	575,605	0	575,605
53 886C MEDICAID ADMIN.& TRGN.	1,612,218	1,693,389	1,693,389	0	1,693,389	0	1,693,389
53 886G MED CHILHD CARIES HRSA	387,670	118,584	118,584	0	118,584	0	118,584
53 886H MED CHILHD CARIES CDC	75,000	0	0	0	0	0	0
53 8863 SMALL RURAL HOSPITAL PRG	184,370	216,442	216,442	0	216,442	0	216,442
<hr/>							
TOTAL RECEIPTS	12,317,402	36,983,583	36,983,583	0	36,983,583	0	36,983,583
<hr/>							
NET APPROPRIATION	6,205,127	12,531,896	13,268,041	-7,000,000	6,268,041	-7,000,000	6,268,041

Fund Detail

14410 DHHS - Division of Central Management and Support

1710 More at Four Prekindergarten Pilot Program

DESCRIPTION (1)	2003-2004 ACTUAL (2)	2004-2005 CERTIFIED (3)	2004-2005 AUTHORIZED (4)	2005-2006 INCR/DECR (5)	2005-2006 TOTAL (6)	2006-2007 INCR/DECR (7)	2006-2007 TOTAL (8)
REQUIREMENTS							
53 1211 SPA-REG SALARIES-APPRO	710,584	1,017,808	1,017,808	0	1,017,808	0	1,017,808
53 1311 REG(N S) TEMP WAGES-APPR	0	28,131	28,131	0	28,131	0	28,131
53 1461 EPA&SPA-LONGVTY PAY-APPR	16,458	3,400	3,400	0	3,400	0	3,400
53 1511 SOCIAL SEC CONTRIB-APPRO	52,958	80,376	80,376	0	80,376	0	80,376
53 1521 REG RETIRE CONTRIB-APPRO	24,865	67,829	67,829	0	67,829	0	67,829
53 1561 MED INS CONTRIB-APPRO	38,086	58,344	58,344	0	58,344	0	58,344
TOTAL PERSONAL SERVICES	842,951	1,255,888	1,255,888	0	1,255,888	0	1,255,888
53 2140 INFORMATN TECHNOLOGY SVC	0	93	93	0	93	0	93
53 2170 ADMIN SERVICES	33,154	21,431	21,431	0	21,431	0	21,431
53 2199 MISC CONTRACTUAL SERVICE	45,959	311,000	311,000	0	311,000	0	311,000
53 2300 REPAIR SERVICES	630	1,500	1,500	0	1,500	0	1,500
53 2400 MAINTENANCE AGREEMENTS	4,619	3,500	3,500	0	3,500	0	3,500
53 2500 RENTALS/LEASES	1,974	4,189	4,189	0	4,189	0	4,189
53 2700 TRAVEL& OTHER EMPLOYEEEX	20,241	112,305	112,305	0	112,305	0	112,305
53 2800 COMM. & DATA PROCESSING	17,393	32,982	32,982	0	32,982	0	32,982
53 2900 OTHER SERVICES	650	6,650	6,650	0	6,650	0	6,650
TOTAL PURCHASED SERVICES	124,620	493,650	493,650	0	493,650	0	493,650
53 3100 GENERAL ADMIN SUPPLIES	10,567	17,000	17,000	0	17,000	0	17,000
53 3700 EDUCATIONAL SUPPLIES	3,407	1,500	1,500	0	1,500	0	1,500
TOTAL SUPPLIES	13,974	18,500	18,500	0	18,500	0	18,500
53 4500 EQUIPMENT	30,431	54,915	54,915	-16,165	38,750	-16,165	38,750
53 4700 INTANGIBLE ASSETS	1,851	8,000	8,000	0	8,000	0	8,000
TOTAL PROPERTY, PLANT & EQUIPMT	32,282	62,915	62,915	-16,165	46,750	-16,165	46,750
53 6481 EVALUATION CONTRACT	892,015	750,500	750,500	0	750,500	0	750,500
53 6482 PROF. DEVELOP. CONTRACTS	148,550	798,149	798,149	0	798,149	0	798,149
53 6483 START-UP GRANTS	2,052,815	2,000,000	2,000,000	-1,000,000	1,000,000	-1,000,000	1,000,000
53 6484 OPERATIONAL GRANTS	33,019,957	44,904,685	44,904,685	0	44,904,685	0	44,904,685
TOTAL AID & PUBLIC ASSISTANCE	36,113,337	48,453,334	48,453,334	-1,000,000	47,453,334	-1,000,000	47,453,334
53 8010 DEPENDENT CARE-OP TFR	1,102	0	0	0	0	0	0
53 81F1 TRF TO B/C 14420-DCD	1,702,612	738,000	738,000	0	738,000	0	738,000
53 8990 TRSFR TO SUBST FISCAL YE	125,281	0	0	0	0	0	0

Fund Detail

14410 DHHS - Division of Central Management and Support

1710 More at Four Prekindergarten Pilot Program

DESCRIPTION (1)	2003-2004 ACTUAL (2)	2004-2005 CERTIFIED (3)	2004-2005 AUTHORIZED (4)	2005-2006 INCR/DECR (5)	2005-2006 TOTAL (6)	2006-2007 INCR/DECR (7)	2006-2007 TOTAL (8)
REQUIREMENTS							

TOTAL INTRAGOVERNMENTAL TRANSACT	1,828,995	738,000	738,000	0	738,000	0	738,000

TOTAL REQUIREMENTS	38,956,159	51,022,287	51,022,287	-1,016,165	50,006,122	-1,016,165	50,006,122

ESTIMATED RECEIPTS							

TOTAL RECEIPTS	0	0	0	0	0	0	0

NET APPROPRIATION	38,956,159	51,022,287	51,022,287	-1,016,165	50,006,122	-1,016,165	50,006,122

Fund Detail

14410 DHHS - Division of Central Management and Support

1810 Revenue Clearing Account

DESCRIPTION (1)	2003-2004 ACTUAL (2)	2004-2005 CERTIFIED (3)	2004-2005 AUTHORIZED (4)	2005-2006 INCR/DECR (5)	2005-2006 TOTAL (6)	2006-2007 INCR/DECR (7)	2006-2007 TOTAL (8)
ESTIMATED RECEIPTS							
43 4150 B/E FOOD/VEND. CONS. SET	-9,242	0	0	0	0	0	0
43 81D1 TRF FR B/C 14410-CMS	-40	0	0	0	0	0	0
43 819A TRF FR B/C 14110-ADMIN	-37,784	0	0	0	0	0	0
53 88AB CH/ADULT DAY CARE SFP	-1,082	0	0	0	0	0	0
53 88AD STATE ADMIN. EXPENSE	42	0	0	0	0	0	0
53 88AK TITLE X FAM. PLANNING	390	0	0	0	0	0	0
53 88CB WIC NUTRITION	-100,886	0	0	0	0	0	0
53 88CN EPA ACCR/CERT LEAD BASE	24,850	0	0	0	0	0	0
53 88CR CDC BIOTERRORISM PREPARE	-35,145	0	0	0	0	0	0
53 88CW EPI & LAB CAP INFEC	-30,812	0	0	0	0	0	0
53 88EK NAT CANCER PREV/CONTROL	-11	0	0	0	0	0	0
53 881A REHAB SVCS. BASIC SUPP	-7,640	0	0	0	0	0	0
53 881B INDEPENDENT LIVING	-21	0	0	0	0	0	0
53 881J IL/OLDER BLIND FORMULA	-67	0	0	0	0	0	0
53 8829 REAL CHOICE SYSTEM GRANT	-9,736	0	0	0	0	0	0
53 883B MEDICARE	-762	0	0	0	0	0	0
53 884B TITLE III B SUPP.SVCS.	4,311	0	0	0	0	0	0
53 884C TITLE III C1 MEALS	4	0	0	0	0	0	0
53 884D TITLE III C2 DEL.MEALS	197	0	0	0	0	0	0
53 884K TITLE V SR. EMPLOY.DOL	-480	0	0	0	0	0	0
53 884V TIII E FAM CAREGIVER SUP	-121	0	0	0	0	0	0
53 8841 COOP AGMT PRIM CARE SVC	-3,247	0	0	0	0	0	0
53 8842 STATE OFFICE OF RURAL HE	-134	0	0	0	0	0	0
53 8845 MIGRANT HEALTH PROGRAMS	8,249	0	0	0	0	0	0
53 8849 HOSPITAL FLEX. GRANT	-2,020	0	0	0	0	0	0
53 885C EHA INFANT & TODDLERS GR	12,209	0	0	0	0	0	0
53 8854 CSA BLOCK GRANT	9,060	0	0	0	0	0	0
53 8856 DIV OF EO-EMERG SHELTER	-23,162	0	0	0	0	0	0
53 886A FED N903G	275	0	0	0	0	0	0
53 886C MEDICAID ADMIN.& TRGN.	-420,820	0	0	0	0	0	0
53 886K MH DEC SUPPORT DATA W/H	-1,711	0	0	0	0	0	0
53 8860 WAP-ENERGY	-465,855	0	0	0	0	0	0
53 887E CHILD SUPPORT ENF.	-888,690	0	0	0	0	0	0
53 887F CHILD WELFARE SVCS.	-997	0	0	0	0	0	0
53 887G CWS FAMILY PRESERV.	93	0	0	0	0	0	0
53 887J REFUGEE CASH & MED.	5,054	0	0	0	0	0	0
53 887K IV-E FOSTER CARE ASSIST.	-6,170	0	0	0	0	0	0
53 887L IV-E ADOPTION ASSISTANCE	-2,334	0	0	0	0	0	0
53 887M DISABILITY DETERM.-SSA	18,120	0	0	0	0	0	0
53 887N IV-E INDEPENDENT LIVING	-572	0	0	0	0	0	0
53 887P LOW INCOME ENERGY ASSIST	-490,436	0	0	0	0	0	0

Fund Detail

14410 DHHS - Division of Central Management and Support

1810 Revenue Clearing Account

DESCRIPTION (1)	2003-2004 ACTUAL (2)	2004-2005 CERTIFIED (3)	2004-2005 AUTHORIZED (4)	2005-2006 INCR/DECR (5)	2005-2006 TOTAL (6)	2006-2007 INCR/DECR (7)	2006-2007 TOTAL (8)
ESTIMATED RECEIPTS							
53 887Q SOCIAL SVCS. BLOCK GRANT	22,324	0	0	0	0	0	0
53 887W CHILD ABUSE & NEGLECT	-368	0	0	0	0	0	0
53 888C FOOD STAMPS USDA	-70,859	0	0	0	0	0	0
53 888K TANF 97 BLOCK GRANT	452	0	0	0	0	0	0
53 889A SEC.110-BASIS SUPP. PROG	-1,435	0	0	0	0	0	0

TOTAL RECEIPTS	-2,507,009	0	0	0	0	0	0

NET APPROPRIATION	2,507,009	0	0	0	0	0	0

Fund Detail

14410 DHHS - Division of Central Management and Support

1910 Reserves and Transfers

DESCRIPTION (1)	2003-2004 ACTUAL (2)	2004-2005 CERTIFIED (3)	2004-2005 AUTHORIZED (4)	2005-2006 INCR/DECR (5)	2005-2006 TOTAL (6)	2006-2007 INCR/DECR (7)	2006-2007 TOTAL (8)
REQUIREMENTS							
53 1213 SPA SALARIES UNDESIGNATE	0	145,839	145,839	0	145,839	0	145,839
53 1513 SOCIAL SECURITY-UNDESIGD	0	11,157	11,157	0	11,157	0	11,157
53 1523 REG RETIRE CONTRIB-UNDES	0	8,415	8,415	0	8,415	0	8,415
53 1563 MED INS CONTRIB-UNDESIGD	0	17,160	17,160	0	17,160	0	17,160
TOTAL PERSONAL SERVICES	0	182,571	182,571	0	182,571	0	182,571
53 2140 INFORMATN TECHNOLOGY SVC	0	8,736	8,736	0	8,736	0	8,736
53 2500 RENTALS/LEASES	0	8,125	8,125	0	8,125	0	8,125
53 2800 COMM. & DATA PROCESSING	0	39,663	39,663	0	39,663	0	39,663
TOTAL PURCHASED SERVICES	0	56,524	56,524	0	56,524	0	56,524
53 3300 VEHICLE/EQUIP OPER SUPPL	0	680	680	0	680	0	680
TOTAL SUPPLIES	0	680	680	0	680	0	680
53 4500 EQUIPMENT	0	12,750	12,750	0	12,750	0	12,750
TOTAL PROPERTY, PLANT & EQUIPMT	0	12,750	12,750	0	12,750	0	12,750
53 6168 NC SPECIAL OLYMPICS	0	100,000	100,000	0	100,000	0	100,000
53 6169 ALS ASSN CATFISH HUNTER	0	50,000	50,000	-50,000	0	-50,000	0
TOTAL AID & PUBLIC ASSISTANCE	0	150,000	150,000	-50,000	100,000	-50,000	100,000
53 7130 RESERVE-RCPT INC PYER NR	0	-11,787,400	-11,787,400	11,787,400	0	11,787,400	0
53 7178 RES ADULT DAY SVCS STUDY	0	250,000	250,000	-250,000	0	-250,000	0
53 7179 RES DD DIX MASTER PLAN	0	100,000	100,000	-100,000	0	-100,000	0
53 7180 RES LONG TERM CARE CRC	0	250,000	250,000	-250,000	0	-250,000	0
53 7181 RES ADVOCACY CENTERS	0	350,000	350,000	-350,000	0	-350,000	0
TOTAL RESERVES	0	-10,837,400	-10,837,400	10,837,400	0	10,837,400	0

Fund Detail

14410 DHHS - Division of Central Management and Support

1910 Reserves and Transfers

DESCRIPTION (1)	2003-2004 ACTUAL (2)	2004-2005 CERTIFIED (3)	2004-2005 AUTHORIZED (4)	2005-2006 INCR/DECR (5)	2005-2006 TOTAL (6)	2006-2007 INCR/DECR (7)	2006-2007 TOTAL (8)
TOTAL REQUIREMENTS	0	-10,434,875	-10,434,875	10,787,400	352,525	10,787,400	352,525

ESTIMATED RECEIPTS							

53 886C MEDICAID ADMIN.& TRGN.	0	52,525	52,525	0	52,525	0	52,525
TOTAL RECEIPTS	0	52,525	52,525	0	52,525	0	52,525

NET APPROPRIATION	0	-10,487,400	-10,487,400	10,787,400	300,000	10,787,400	300,000

Fund Detail

14410 DHHS - Division of Central Management and Support

1991 Indirect Cost - Reserve

DESCRIPTION (1)	2003-2004 ACTUAL (2)	2004-2005 CERTIFIED (3)	2004-2005 AUTHORIZED (4)	2005-2006 INCR/DECR (5)	2005-2006 TOTAL (6)	2006-2007 INCR/DECR (7)	2006-2007 TOTAL (8)
REQUIREMENTS							
53 5600 ASSET & OTHER ADJUSTMENT	-1	0	0	0	0	0	0
TOTAL OTHER EXPENSES & ADJUSTMEN	-1	0	0	0	0	0	0
53 7100 RESERVE - INDIRECT COST	0	-116,418	-116,418	0	-116,418	0	-116,418
TOTAL RESERVES	0	-116,418	-116,418	0	-116,418	0	-116,418
53 81D1 TRF TO B/C 14410-CMS	366,898	116,418	116,418	0	116,418	0	116,418
TOTAL INTRAGOVERNMENTAL TRANSACT	366,898	116,418	116,418	0	116,418	0	116,418
TOTAL REQUIREMENTS	366,897	0	0	0	0	0	0
ESTIMATED RECEIPTS							
43 4150 B/E FOOD/VEND. CONS. SET	4,134	0	0	0	0	0	0
53 88AJ IMMUNIZATION PROGRAM	4,809	0	0	0	0	0	0
53 88AK TITLE X FAM. PLANNING	102	0	0	0	0	0	0
53 88CB WIC NUTRITION	22,574	0	0	0	0	0	0
53 88CR CDC BIOTERRORISM PREPARE	11,640	0	0	0	0	0	0
53 88DD ST N/PA TO PREVENT OBESI	1,096	0	0	0	0	0	0
53 881A REHAB SVCS. BASIC SUPP	31,120	0	0	0	0	0	0
53 884B TITLE III B SUPP.SVCS.	2,336	0	0	0	0	0	0
53 884C TITLE III C1 MEALS	1,185	0	0	0	0	0	0
53 884D TITLE III C2 DEL.MEALS	601	0	0	0	0	0	0
53 884K TITLE V SR. EMPLOY.DOL	393	0	0	0	0	0	0
53 884V TIII E FAM CAREGIVER SUP	89	0	0	0	0	0	0
53 8842 STATE OFFICE OF RURAL HE	2,739	0	0	0	0	0	0
53 8849 HOSPITAL FLEX. GRANT	4,680	0	0	0	0	0	0
53 886A FED N903G	1,344	0	0	0	0	0	0
53 886C MEDICAID ADMIN.& TRGN.	267,661	0	0	0	0	0	0
53 886K MH DEC SUPPORT DATA W/H	247	0	0	0	0	0	0
53 886M SA DECISION SUPPORT AWAR	1,381	0	0	0	0	0	0
53 8860 WAP-ENERGY	36,617	0	0	0	0	0	0
53 887E CHILD SUPPORT ENF.	132,317	0	0	0	0	0	0
53 887F CHILD WELFARE SVCS.	4,366	0	0	0	0	0	0
53 887G CWS FAMILY PRESERV.	102	0	0	0	0	0	0
53 887J REFUGEE CASH & MED.	6,246	0	0	0	0	0	0

Fund Detail

14410 DHHS - Division of Central Management and Support

1991 Indirect Cost - Reserve

DESCRIPTION (1)	2003-2004 ACTUAL (2)	2004-2005 CERTIFIED (3)	2004-2005 AUTHORIZED (4)	2005-2006 INCR/DECR (5)	2005-2006 TOTAL (6)	2006-2007 INCR/DECR (7)	2006-2007 TOTAL (8)
ESTIMATED RECEIPTS							
53 887K IV-E FOSTER CARE ASSIST.	9,397	0	0	0	0	0	0
53 887L IV-E ADOPTION ASSISTANCE	5,815	0	0	0	0	0	0
53 887M DISABILITY DETERM.-SSA	109,768	0	0	0	0	0	0
53 887N IV-E INDEPENDENT LIVING	844	0	0	0	0	0	0
53 887P LOW INCOME ENERGY ASSIST	24,943	0	0	0	0	0	0
53 887W CHILD ABUSE & NEGLECT	625	0	0	0	0	0	0
53 888C FOOD STAMPS USDA	54,809	0	0	0	0	0	0

TOTAL RECEIPTS	743,980	0	0	0	0	0	0

NET APPROPRIATION	-377,083	0	0	0	0	0	0

Fund Detail

14410 DHHS - Division of Central Management and Support

1992 Prior Year Earned Revenue

DESCRIPTION (1)	2003-2004 ACTUAL (2)	2004-2005 CERTIFIED (3)	2004-2005 AUTHORIZED (4)	2005-2006 INCR/DECR (5)	2005-2006 TOTAL (6)	2006-2007 INCR/DECR (7)	2006-2007 TOTAL (8)
REQUIREMENTS							
53 81DC TRANSFER TO B/C 64412	102,160	0	0	0	0	0	0
53 81D1 TRF TO B/C 14410-CMS	1,378,366	565,120	565,120	0	565,120	0	565,120
53 819A TRF TO B/C 14100-ADMIN	40,000	40,000	40,000	0	40,000	0	40,000
TOTAL INTRAGOVERNMENTAL TRANSACT	1,520,526	605,120	605,120	0	605,120	0	605,120
TOTAL REQUIREMENTS	1,520,526	605,120	605,120	0	605,120	0	605,120
ESTIMATED RECEIPTS							
43 4150 B/E FOOD/VEND. CONS. SET	3,278	0	0	0	0	0	0
43 81DC TRF FR CMS-64412	130,584	0	0	0	0	0	0
43 81D1 TRF FR B/C 14410-CMS	25	0	0	0	0	0	0
43 819A TRF FR B/C 14110-ADMIN	-911	0	0	0	0	0	0
53 88AD STATE ADMIN. EXPENSE	-94,945	0	0	0	0	0	0
53 88AJ IMMUNIZATION PROGRAM	-116,909	0	0	0	0	0	0
53 88AK TITLE X FAM. PLANNING	-12,284	0	0	0	0	0	0
53 88BQ BREAST/CERVICAL CANCER	-75	0	0	0	0	0	0
53 88CB WIC NUTRITION	95,438	0	0	0	0	0	0
53 88CM CARDIOVASCULAR DIS PREV	-197	0	0	0	0	0	0
53 88CN EPA ACCR/CERT LEAD BASE	-24,850	0	0	0	0	0	0
53 88CR CDC BIOTERRORISM PREPARE	2,321	0	0	0	0	0	0
53 88CW EPI & LAB CAP INFEC	30,812	0	0	0	0	0	0
53 88EK NAT CANCER PREV/CONTROL	-17,650	0	0	0	0	0	0
53 881A REHAB SVCS. BASIC SUPP	34,166	0	0	0	0	0	0
53 881B INDEPENDENT LIVING	35	0	0	0	0	0	0
53 881J IL/OLDER BLIND FORMULA	77	0	0	0	0	0	0
53 882F CHILD CARE/DEV.FUNDS/MAT	-434	0	0	0	0	0	0
53 8820 DEV DISABILITIES SUP	46,476	0	0	0	0	0	0
53 8829 REAL CHOICE SYSTEM GRANT	70,301	0	0	0	0	0	0
53 883B MEDICARE	-17,566	0	0	0	0	0	0
53 884B TITLE III B SUPP.SVCS.	729	0	0	0	0	0	0
53 884C TITLE III C1 MEALS	-46	0	0	0	0	0	0
53 884D TITLE III C2 DEL.MEALS	-114	0	0	0	0	0	0
53 884K TITLE V SR. EMPLOY.DOL	526	0	0	0	0	0	0
53 884V TIII E FAM CAREGIVER SUP	11	0	0	0	0	0	0
53 8841 COOP AGMT PRIM CARE SVC	20,931	0	0	0	0	0	0
53 8842 STATE OFFICE OF RURAL HE	2,435	0	0	0	0	0	0
53 8845 MIGRANT HEALTH PROGRAMS	13,040	0	0	0	0	0	0

Fund Detail

14410 DHHS - Division of Central Management and Support

1992 Prior Year Earned Revenue

DESCRIPTION (1)	2003-2004 ACTUAL (2)	2004-2005 CERTIFIED (3)	2004-2005 AUTHORIZED (4)	2005-2006 INCR/DECR (5)	2005-2006 TOTAL (6)	2006-2007 INCR/DECR (7)	2006-2007 TOTAL (8)
ESTIMATED RECEIPTS							
53 8849 HOSPITAL FLEX. GRANT	7,537	0	0	0	0	0	0
53 8854 CSA BLOCK GRANT	47,911	0	0	0	0	0	0
53 8856 DIV OF EO-EMERG SHELTER	22,691	0	0	0	0	0	0
53 886A FED N903G	3,051	0	0	0	0	0	0
53 886C MEDICAID ADMIN.& TRGN.	734,521	0	0	0	0	0	0
53 886D CHIP GRANT - FED. FUNDS	307	0	0	0	0	0	0
53 886K MH DEC SUPPORT DATA W/H	-3,898	0	0	0	0	0	0
53 886M SA DECISION SUPPORT AWAR	1,679	0	0	0	0	0	0
53 8860 WAP-ENERGY	21,865	0	0	0	0	0	0
53 887E CHILD SUPPORT ENF.	1,245,362	565,120	565,120	0	565,120	0	565,120
53 887F CHILD WELFARE SVCS.	21,047	0	0	0	0	0	0
53 887G CWS FAMILY PRESERV.	-1,077	0	0	0	0	0	0
53 887J REFUGEE CASH & MED.	8,161	0	0	0	0	0	0
53 887K IV-E FOSTER CARE ASSIST.	19,786	0	0	0	0	0	0
53 887L IV-E ADOPTION ASSISTANCE	15,480	0	0	0	0	0	0
53 887M DISABILITY DETERM.-SSA	75,053	0	0	0	0	0	0
53 887N IV-E INDEPENDENT LIVING	-2,375	0	0	0	0	0	0
53 887P LOW INCOME ENERGY ASSIST	-105,464	0	0	0	0	0	0
53 887Q SOCIAL SVCS. BLOCK GRANT	-4	0	0	0	0	0	0
53 887W CHILD ABUSE & NEGLECT	608	0	0	0	0	0	0
53 888C FOOD STAMPS USDA	220,096	0	0	0	0	0	0
53 888K TANF 97 BLOCK GRANT	11,524	0	0	0	0	0	0
53 889A SEC.110-BASIS SUPP. PROG	107,166	40,000	40,000	0	40,000	0	40,000
TOTAL RECEIPTS	2,616,231	605,120	605,120	0	605,120	0	605,120
NET APPROPRIATION	-1,095,705	0	0	0	0	0	0

Fund Detail

14410 DHHS - Division of Central Management and Support

1993 Prior Years Audits and Adjustments

DESCRIPTION (1)	2003-2004 ACTUAL (2)	2004-2005 CERTIFIED (3)	2004-2005 AUTHORIZED (4)	2005-2006 INCR/DECR (5)	2005-2006 TOTAL (6)	2006-2007 INCR/DECR (7)	2006-2007 TOTAL (8)
REQUIREMENTS							
53 2800 COMM. & DATA PROCESSING	-1,685,699	0	0	0	0	0	0
TOTAL PURCHASED SERVICES	-1,685,699	0	0	0	0	0	0
53 5900 OTHER EXPENSES	12,591,788	0	0	0	0	0	0
TOTAL OTHER EXPENSES & ADJUSTMEN	12,591,788	0	0	0	0	0	0
53 6390 GRANTS TO SUBGRANTEES	-46	0	0	0	0	0	0
53 6391 SINGLE AUDITS	-2,312	0	0	0	0	0	0
53 6392 SUBGRANTEE ADMIN.	-5,867	0	0	0	0	0	0
53 6394 SUBGRANTEE MATERIAL	-9,101	0	0	0	0	0	0
53 6396 SUBGRANTEE LIAB. INS.	-1,081	0	0	0	0	0	0
53 6398 PROGRAM OPERATIONS	-47,278	0	0	0	0	0	0
53 6399 HEALTH AND SAFETY	-124	0	0	0	0	0	0
53 6455 MIGRANT GRANTS	-1,032	0	0	0	0	0	0
53 6470 DDSA NON-GOV. UNITS	-928	0	0	0	0	0	0
53 6483 START-UP GRANTS	-1,285	0	0	0	0	0	0
53 6484 OPERATIONAL GRANTS	-1,113	0	0	0	0	0	0
53 6486 SPECIAL START UP GRANTS	-999	0	0	0	0	0	0
53 6610 GRANT-IN-AID CHILD ADVOC	417	0	0	0	0	0	0
TOTAL AID & PUBLIC ASSISTANCE	-70,749	0	0	0	0	0	0
53 7170 REDISTRIBUTED COST	-1	0	0	0	0	0	0
TOTAL RESERVES	-1	0	0	0	0	0	0
TOTAL REQUIREMENTS	10,835,339	0	0	0	0	0	0
ESTIMATED RECEIPTS							
43 4150 B/E FOOD/VEND. CONS. SET	-160	0	0	0	0	0	0
43 81D3 TRF FR B/C 64410-CMS	10,000,000	0	0	0	0	0	0
43 81F1 TRF FR B/C 14420-DCD	2,622,000	0	0	0	0	0	0
43 819A TRF FR B/C 14110-ADMIN	-5,297	0	0	0	0	0	0
53 8386 PRIOR YR. AUDIT/ADJUST.	293,862	0	0	0	0	0	0
53 88AD STATE ADMIN. EXPENSE	-11,105	0	0	0	0	0	0
53 88AJ IMMUNIZATION PROGRAM	-9,709	0	0	0	0	0	0

Fund Detail

14410 DHHS - Division of Central Management and Support

1993 Prior Years Audits and Adjustments

DESCRIPTION (1)	2003-2004 ACTUAL (2)	2004-2005 CERTIFIED (3)	2004-2005 AUTHORIZED (4)	2005-2006 INCR/DECR (5)	2005-2006 TOTAL (6)	2006-2007 INCR/DECR (7)	2006-2007 TOTAL (8)
ESTIMATED RECEIPTS							
53 88AK TITLE X FAM. PLANNING	-266	0	0	0	0	0	0
53 88BQ BREAST/CERVICAL CANCER	-11	0	0	0	0	0	0
53 88CB WIC NUTRITION	-30,694	0	0	0	0	0	0
53 88CM CARDIOVASCULAR DIS PREV	-961	0	0	0	0	0	0
53 88EK NAT CANCER PREV/CONTROL	-22	0	0	0	0	0	0
53 881A REHAB SVCS. BASIC SUPP	-9,498	0	0	0	0	0	0
53 881B INDEPENDENT LIVING	-15	0	0	0	0	0	0
53 881J IL/OLDER BLIND FORMULA	-41	0	0	0	0	0	0
53 882F CHILD CARE/DEV.FUNDS/MAT	-71,444	0	0	0	0	0	0
53 8820 DEV DISABILITIES SUP	-794	0	0	0	0	0	0
53 883B MEDICARE	-676	0	0	0	0	0	0
53 8854 CSA BLOCK GRANT	-289,130	0	0	0	0	0	0
53 886A FED N903G	-485	0	0	0	0	0	0
53 886C MEDICAID ADMIN.& TRGN.	-326,947	0	0	0	0	0	0
53 886D CHIP GRANT - FED. FUNDS	-139	0	0	0	0	0	0
53 886M SA DECISION SUPPORT AWAR	-1	0	0	0	0	0	0
53 8860 WAP-ENERGY	-38,737	0	0	0	0	0	0
53 887E CHILD SUPPORT ENF.	-987,263	0	0	0	0	0	0
53 887F CHILD WELFARE SVCS.	-7,212	0	0	0	0	0	0
53 887G CWS FAMILY PRESERV.	-409	0	0	0	0	0	0
53 887J REFUGEE CASH & MED.	-337	0	0	0	0	0	0
53 887K IV-E FOSTER CARE ASSIST.	-5,864	0	0	0	0	0	0
53 887L IV-E ADOPTION ASSISTANCE	-4,273	0	0	0	0	0	0
53 887M DISABILITY DETERM.-SSA	-3,029	0	0	0	0	0	0
53 887N IV-E INDEPENDENT LIVING	-240	0	0	0	0	0	0
53 887P LOW INCOME ENERGY ASSIST	-17,330	0	0	0	0	0	0
53 887Q SOCIAL SVCS. BLOCK GRANT	-4,047	0	0	0	0	0	0
53 887W CHILD ABUSE & NEGLECT	-99	0	0	0	0	0	0
53 888C FOOD STAMPS USDA	-134,804	0	0	0	0	0	0
53 888K TANF 97 BLOCK GRANT	-3,747	0	0	0	0	0	0
53 889A SEC.110-BASIS SUPP. PROG	-17,855	0	0	0	0	0	0

TOTAL RECEIPTS	10,933,221	0	0	0	0	0	0

Fund Detail

14410 DHHS - Division of Central Management and Support

1993 Prior Years Audits and Adjustments

DESCRIPTION (1)	2003-2004 ACTUAL (2)	2004-2005 CERTIFIED (3)	2004-2005 AUTHORIZED (4)	2005-2006 INCR/DECR (5)	2005-2006 TOTAL (6)	2006-2007 INCR/DECR (7)	2006-2007 TOTAL (8)
NET APPROPRIATION	-97,882	0	0	0	0	0	0

Fund Detail

14410 DHHS - Division of Central Management and Support

1995 Reserve for Automation

DESCRIPTION (1)	2003-2004 ACTUAL (2)	2004-2005 CERTIFIED (3)	2004-2005 AUTHORIZED (4)	2005-2006 INCR/DECR (5)	2005-2006 TOTAL (6)	2006-2007 INCR/DECR (7)	2006-2007 TOTAL (8)
REQUIREMENTS							
53 7141 RESERVE FOR NC FAST	0	4,634,966	4,634,966	5,400,000	10,034,966	5,400,000	10,034,966
TOTAL REQUIREMENTS	0	4,634,966	4,634,966	5,400,000	10,034,966	5,400,000	10,034,966
ESTIMATED RECEIPTS							
TOTAL RECEIPTS	0	0	0	0	0	0	0
NET APPROPRIATION	0	4,634,966	4,634,966	5,400,000	10,034,966	5,400,000	10,034,966

Summary by Purpose

14411 DHHS - Division of Aging

DESCRIPTION (1)	2003-2004 ACTUAL (2)	2004-2005 CERTIFIED (3)	2004-2005 AUTHORIZED (4)	2005-2006 INCR/DECR (5)	2005-2006 TOTAL (6)	2006-2007 INCR/DECR (7)	2006-2007 TOTAL (8)
REQUIREMENTS							
1110 STATE ADMINISTRATION	2,194,229	2,167,985	2,167,985	-5,234	2,162,751	-5,234	2,162,751
1170 ADULT SERVICES	1,640,163	2,308,237	2,308,237	0	2,308,237	0	2,308,237
1210 COMMUNITY BASED SERVICES	69,625,888	71,910,050	71,910,050	-1,550,000	70,360,050	-1,550,000	70,360,050
1310 ELDER RIGHTS PROG	2,346,934	2,483,922	2,483,922	-764	2,483,158	-764	2,483,158
1992 PRIOR YR EARNED REVENUES	107,046	33,503	33,503	0	33,503	0	33,503
1993 PRIOR YR ADJ/AUD EXCEPTS	-4,781	0	0	0	0	0	0
TOTAL REQUIREMENTS	75,909,479	78,903,697	78,903,697	-1,555,998	77,347,699	-1,555,998	77,347,699
ESTIMATED RECEIPTS							
1110 STATE ADMINISTRATION	1,570,614	1,501,725	1,501,725	-5,234	1,496,491	-5,234	1,496,491
1170 ADULT SERVICES	1,203,453	1,618,237	1,618,237	0	1,618,237	0	1,618,237
1210 COMMUNITY BASED SERVICES	43,690,110	42,670,829	42,670,829	0	42,670,829	0	42,670,829
1310 ELDER RIGHTS PROG	1,906,640	2,034,264	2,034,264	-764	2,033,500	-764	2,033,500
1810 REVENUE CLEARING	-370,339	0	0	0	0	0	0
1992 PRIOR YR EARNED REVENUES	189,413	33,503	33,503	0	33,503	0	33,503
1993 PRIOR YR ADJ/AUD EXCEPTS	-1,000	0	0	0	0	0	0
TOTAL RECEIPTS	48,188,891	47,858,558	47,858,558	-5,998	47,852,560	-5,998	47,852,560
NET APPROPRIATION	27,720,588	31,045,139	31,045,139	-1,550,000	29,495,139	-1,550,000	29,495,139

Summary by Account

14411 DHHS - Division of Aging

DESCRIPTION (1)	2003-2004 ACTUAL (2)	2004-2005 CERTIFIED (3)	2004-2005 AUTHORIZED (4)	2005-2006 INCR/DECR (5)	2005-2006 TOTAL (6)	2006-2007 INCR/DECR (7)	2006-2007 TOTAL (8)
REQUIREMENTS							
53 1211 SPA-REG SALARIES-APPRO	99,412	0	0	0	0	0	0
53 1212 SPA-REG SALARIES-RECPT	179,426	0	0	0	0	0	0
53 1213 SPA-REG SALARIES-UNDESIG	1,995,574	2,736,808	2,736,808	0	2,736,808	0	2,736,808
53 1222 TEMP. POSITION-RECP.	39,615	0	0	0	0	0	0
53 1461 EPA&SPA-LONGVTY PAY-APPR	1,028	0	0	0	0	0	0
53 1462 EPA&SPA-LONGVTY PAY-REC	3,536	0	0	0	0	0	0
53 1463 LONGEVITY-UNDESIGNATED	48,674	63,609	63,609	0	63,609	0	63,609
53 1511 SOCIAL SEC CONTRIB-APPRO	7,363	0	0	0	0	0	0
53 1512 SOCIAL SEC CONTRIB-RECPT	16,623	0	0	0	0	0	0
53 1513 SOCIAL SEC CONTRIB-UNDES	151,591	217,467	217,467	-3,424	214,043	-3,424	214,043
53 1521 REG RETIRE CONTRIB-APPRO	3,593	0	0	0	0	0	0
53 1522 REG RETIRE CONTRIB-RECPT	6,147	0	0	0	0	0	0
53 1523 REG RETIREMENT-UNDESIGN	69,287	162,844	162,844	0	162,844	0	162,844
53 1561 MED INS CONTRIB-APPRO	9,105	0	0	0	0	0	0
53 1562 MED INS CONTRIB-RECPTS	17,230	0	0	0	0	0	0
53 1563 MED INS CONTRIB-UNDESIG	131,680	201,630	201,630	-2,574	199,056	-2,574	199,056
53 1625 SHRT TERM DISABILITY PAY	0	588	588	0	588	0	588
53 1631 WORKERS COMPENSATION	1,163	0	0	0	0	0	0
53 1651 COMPENSATION TO BOARD ME	1,057	748	748	0	748	0	748
TOTAL PERSONAL SERVICES	2,782,104	3,383,694	3,383,694	-5,998	3,377,696	-5,998	3,377,696
53 2110 LEGAL SERVICES	0	5,526	5,526	0	5,526	0	5,526
53 2120 FINAN/AUDIT SERVICES	0	1,766	1,766	0	1,766	0	1,766
53 2147 IT SEAT MANAGEMENT SERVS	18,998	129,248	129,248	0	129,248	0	129,248
53 2170 TEMPORARY EMPLOY AGENCY	6,337	135	135	0	135	0	135
53 2199 MISC CONTRACTUAL SERVICE	179,077	70,696	70,696	0	70,696	0	70,696
53 2300 REPAIR SERVICE	5	4,294	4,294	0	4,294	0	4,294
53 2400 MAINTENANCE AGREEMENTS	10,882	9,095	9,095	0	9,095	0	9,095
53 2500 RENTAL/LEASES	21,034	31,328	31,328	0	31,328	0	31,328
53 2700 TRAVEL/OTHER EMP EXPENSE	158,873	205,657	205,657	0	205,657	0	205,657
53 2800 COMMUNICATION/DATA PROC	59,209	152,454	152,454	0	152,454	0	152,454
53 2900 OTHER SERVICES	65,817	64,730	64,730	0	64,730	0	64,730
TOTAL PURCHASED SERVICES	520,232	674,929	674,929	0	674,929	0	674,929
53 3100 GENERAL ADMIN SUPPLIES	28,406	48,230	48,230	0	48,230	0	48,230

Summary by Account

14411 DHHS - Division of Aging

DESCRIPTION (1)	2003-2004 ACTUAL (2)	2004-2005 CERTIFIED (3)	2004-2005 AUTHORIZED (4)	2005-2006 INCR/DECR (5)	2005-2006 TOTAL (6)	2006-2007 INCR/DECR (7)	2006-2007 TOTAL (8)
53 3300 OILS, LUBRICANTS, FLUIDS	0	12	12	0	12	0	12
53 3700 EDUCATIONAL SUPPLIES	0	313	313	0	313	0	313
TOTAL SUPPLIES	28,406	48,555	48,555	0	48,555	0	48,555
53 4500 EQUIPMENT	1,542	2,347	2,347	0	2,347	0	2,347
53 4600 ART,OTHER ARTIFACTS/LIT	0	500	500	0	500	0	500
TOTAL PROPERTY,PLANT & EQUIPMT	1,542	2,847	2,847	0	2,847	0	2,847
53 5800 OTHER ADMIN EXPENSES	14,051	13,038	13,038	0	13,038	0	13,038
TOTAL OTHER EXPENSES & ADJUSTMEN	14,051	13,038	13,038	0	13,038	0	13,038
53 6160 USDA NUTRITION	3,142,009	3,111,815	3,111,815	0	3,111,815	0	3,111,815
53 6165 SENIOR FARMER'S MARKET	44,253	54,000	54,000	0	54,000	0	54,000
53 6307 SENIOR CTR-OUTREACH	117,011	133,333	133,333	0	133,333	0	133,333
53 6310 LEGAL SERVICES	425,390	421,849	421,849	0	421,849	0	421,849
53 6312 NH OMBUDSMAN PROJECTS	1,969,217	2,071,098	2,071,098	0	2,071,098	0	2,071,098
53 6313 TITLE III PLAN. AND ADMI	4,133,886	4,113,216	4,113,216	0	4,113,216	0	4,113,216
53 6318 TITLE III ELDER ABUSE	157,860	163,680	163,680	0	163,680	0	163,680
53 6331 HCCBG-ACCESS	8,920,421	7,475,104	7,475,104	0	7,475,104	0	7,475,104
53 6332 HCCBG-IN HOME/SUPP SVCS	25,049,395	22,431,417	22,431,417	0	22,431,417	0	22,431,417
53 6333 HCCBG-CONGREG MEALS	8,837,128	11,907,244	11,907,244	0	11,907,244	0	11,907,244
53 6334 HCCBG-HOME DEL MEALS	9,524,654	11,153,971	11,153,971	0	11,153,971	0	11,153,971
53 6336 TITLE III-F PREVENT HEAL	496,112	515,267	515,267	0	515,267	0	515,267
53 6337 TITLE IIID MED.MGMT.	175,783	174,939	174,939	0	174,939	0	174,939
53 6338 FAMILY CAREGIVER SUPPORT	3,382,026	3,705,302	3,705,302	0	3,705,302	0	3,705,302
53 6340 DISASTER ASSIST. RELIEF	8,500	0	0	0	0	0	0
53 6350 TITLE V SENIOR EMPLOYMEN	2,387,956	2,452,611	2,452,611	0	2,452,611	0	2,452,611
53 6402 SOCIAL SVCS BLOCK GRANT	299,725	330,560	330,560	0	330,560	0	330,560
53 6408 SENIOR CENTER DEVELOP.	1,251,105	1,687,088	1,687,088	0	1,687,088	0	1,687,088
53 6409 SENIOR CENTER CAPT IMPR	0	1,550,000	1,550,000	-1,550,000	0	-1,550,000	0
53 6443 TEST PERFORM MEASURES	2,400	0	0	0	0	0	0
53 6445 SENIOR MEDICARE PATROL P	91,641	0	0	0	0	0	0
53 6446 PROJECT CARE	433,232	0	0	0	0	0	0
53 6468 FOOD STAMP RESEARCH GRAN	46,483	0	0	0	0	0	0

Summary by Account

14411 DHHS - Division of Aging

DESCRIPTION (1)	2003-2004 ACTUAL (2)	2004-2005 CERTIFIED (3)	2004-2005 AUTHORIZED (4)	2005-2006 INCR/DECR (5)	2005-2006 TOTAL (6)	2006-2007 INCR/DECR (7)	2006-2007 TOTAL (8)
53 6603 ALZHEIMER'S DISEASE	48,952	50,000	50,000	0	50,000	0	50,000
53 6605 SENIOR GAMES	175,000	175,000	175,000	0	175,000	0	175,000
53 6610 ALZHEIMER ASSN ST.GRANTS	150,000	150,000	150,000	0	150,000	0	150,000
53 6918 FOSTER GP-CASWELL CENTER	412,763	359,131	359,131	0	359,131	0	359,131
53 6919 FOSTER GP- W CAROLINA CT	301,628	288,763	288,763	0	288,763	0	288,763
53 6992 FANS/HEAT RELIEF PROG.	63,000	0	0	0	0	0	0
TOTAL AID & PUBLIC ASSISTANCE	72,047,530	74,475,388	74,475,388	-1,550,000	72,925,388	-1,550,000	72,925,388
53 7170 REDISTRIBUTED COSTS	-3	0	0	0	0	0	0
TOTAL RESERVES	-3	0	0	0	0	0	0
53 8010 DEPENDENT CARE	2,667	0	0	0	0	0	0
53 81D1 TRNS TO CENTRAL MANAGEME	145,812	812	812	0	812	0	812
53 81E1 TRF TO BC 14411 FUND 111	107,046	0	0	0	0	0	0
53 8111 TRF TO FUND 1110	0	33,503	33,503	0	33,503	0	33,503
53 819A TRNS TO DEPT OF ADMINIST	242,510	270,931	270,931	0	270,931	0	270,931
53 8990 TRANS TO SUBSEQ YEAR	17,582	0	0	0	0	0	0
TOTAL INTRAGOVERNMENTAL TRANSACT	515,617	305,246	305,246	0	305,246	0	305,246
TOTAL REQUIREMENTS	75,909,479	78,903,697	78,903,697	-1,555,998	77,347,699	-1,555,998	77,347,699
ESTIMATED RECEIPTS							
43 2304 LOCAL MATCH	6,357,630	6,380,162	6,380,162	0	6,380,162	0	6,380,162
43 2305 TITLE V LOCAL PARTICIPAT	238,791	245,260	245,260	0	245,260	0	245,260
43 2306 OTHER RESOURCES	4,963	0	0	0	0	0	0
43 2308 GRANTEE MATCH FGP	159,835	151,782	151,782	0	151,782	0	151,782
43 2312 UNC CARES	7,853	0	0	0	0	0	0
43 2319 ALZHEIMER'S DEMO GRANT	130,694	0	0	0	0	0	0
43 2324 LOC MATCH TITLE III-F 15	1,025	0	0	0	0	0	0
43 2326 LOCAL MATCH TITLE III-F	65,957	69,021	69,021	0	69,021	0	69,021
43 2331 PROGRAM INCOME ACCESS	163,178	150,000	150,000	0	150,000	0	150,000

Summary by Account

14411 DHHS - Division of Aging

DESCRIPTION (1)	2003-2004 ACTUAL (2)	2004-2005 CERTIFIED (3)	2004-2005 AUTHORIZED (4)	2005-2006 INCR/DECR (5)	2005-2006 TOTAL (6)	2006-2007 INCR/DECR (7)	2006-2007 TOTAL (8)
43 2332 PROG INCOME IN HOME SUP	416,781	400,000	400,000	0	400,000	0	400,000
43 2333 PROG INCOME CONG MEALS	994,183	1,000,000	1,000,000	0	1,000,000	0	1,000,000
43 2334 PROG INCOME HOME DEL MEA	747,202	750,000	750,000	0	750,000	0	750,000
43 2335 PROGRAM INCOME LEGAL SVC	5,379	6,600	6,600	0	6,600	0	6,600
43 2336 PROGRAM INCOME OUTREACH	1,117	0	0	0	0	0	0
43 2338 PRG INCOME FAMILY CAREGI	8,984	0	0	0	0	0	0
43 2345 LOCAL MATCH-SEN.PATROL P	49,083	0	0	0	0	0	0
43 2346 PROG INCOME TITLE III-F	5,675	0	0	0	0	0	0
43 2348 PROG INCOME-SR. GEN PURP	8,227	0	0	0	0	0	0
43 2996 PROVIDER MATCH	141,234	150,373	150,373	0	150,373	0	150,373
43 5600 REGISTRATION FEES	19,889	0	0	0	0	0	0
43 6200 NONCAPITAL GIFTS	63,000	0	0	0	0	0	0
43 7990 OTHER MISC REV-PROGRAM	2,175	33,503	33,503	0	33,503	0	33,503
43 81E1 TRF FRM 14411 FUND 19	107,046	33,503	33,503	0	33,503	0	33,503
43 81E2 TRANSFER FROM B/C 64411	5,571	0	0	0	0	0	0
43 81K1 TRANS FROM B/C CODE 1444	0	1,608	1,608	0	1,608	0	1,608
53 88FD SR FARMERS MKT NUT PROG	44,253	54,000	54,000	0	54,000	0	54,000
53 88FE FOOD STAMP RESEARCH GRAN	110,944	0	0	0	0	0	0
53 883L HURRICANE ISABEL	6,185	0	0	0	0	0	0
53 884B TITLE III-B	13,103,361	11,706,424	11,706,424	-2,829	11,703,595	-2,829	11,703,595
53 884C TITLE III NUTRITION C1	6,540,020	7,367,203	7,367,203	-2,478	7,364,725	-2,478	7,364,725
53 884D TITLE III NUTRITION C2	4,723,494	4,966,199	4,966,199	0	4,966,199	0	4,966,199
53 884E TITLE III-D	0	8,408	8,408	0	8,408	0	8,408
53 884F SPEC OMBUDSMAN	351,425	384,381	384,381	0	384,381	0	384,381
53 884G ELDER ABUSE	134,183	139,128	139,128	0	139,128	0	139,128
53 884H TITLE III-F	566,287	586,675	586,675	0	586,675	0	586,675
53 884J FOSTER GRANDPARENT PROG	554,556	496,112	496,112	0	496,112	0	496,112
53 884K TITLE V-SR EMPLOYMENT	2,207,746	2,615,767	2,615,767	0	2,615,767	0	2,615,767
53 884L USDA FOOD DISTRIBUTION	3,142,009	3,111,815	3,111,815	0	3,111,815	0	3,111,815
53 884S SEN.PATROL PRJ-100%	124,369	0	0	0	0	0	0
53 884U PERFORMANCE MEASURES	45,553	0	0	0	0	0	0
53 884V FAMILY CAREGIVER GRANT	3,541,383	3,525,964	3,525,964	-691	3,525,273	-691	3,525,273
53 884W PROJECT CARE GRANT	289,255	0	0	0	0	0	0
53 886C TITLE XIX-FED SHARE ONLY	343,536	616,702	616,702	0	616,702	0	616,702
53 887Q SSBG	2,578,176	2,907,968	2,907,968	0	2,907,968	0	2,907,968
53 888C USDA NUTRITION PROGRAM	12,759	0	0	0	0	0	0
43 8980 PRIOR FISCAL YR TRANSFER	63,925	0	0	0	0	0	0

Summary by Account

14411 DHHS - Division of Aging

DESCRIPTION (1)	2003-2004 ACTUAL (2)	2004-2005 CERTIFIED (3)	2004-2005 AUTHORIZED (4)	2005-2006 INCR/DECR (5)	2005-2006 TOTAL (6)	2006-2007 INCR/DECR (7)	2006-2007 TOTAL (8)

TOTAL RECEIPTS	48,188,891	47,858,558	47,858,558	-5,998	47,852,560	-5,998	47,852,560

NET APPROPRIATION	27,720,588	31,045,139	31,045,139	-1,550,000	29,495,139	-1,550,000	29,495,139

Position Counts Summary by Purpose

14411 DHHS - Division of Aging

DESCRIPTION (1)	2003-2004 ACTUAL (2)	2004-2005 CERTIFIED (3)	2004-2005 AUTHORIZED (4)	2005-2006 INCR/DECR (5)	2005-2006 TOTAL (6)	2006-2007 INCR/DECR (7)	2006-2007 TOTAL (8)
REQUIREMENTS							
1110 STATE ADMINISTRATION	30.00	30.00	30.00	.00	30.00	.00	30.00
1170 ADULT SERVICES	24.00	24.00	24.00	.00	24.00	.00	24.00
1310 ELDER RIGHTS PROG	4.00	4.00	4.00	.00	4.00	.00	4.00
TOTAL REQUIREMENTS	58.00	58.00	58.00	.00	58.00	.00	58.00

Position Counts Summary by Account

14411 DHHS - Division of Aging

DESCRIPTION (1)	2003-2004 ACTUAL (2)	2004-2005 CERTIFIED (3)	2004-2005 AUTHORIZED (4)	2005-2006 INCR/DECR (5)	2005-2006 TOTAL (6)	2006-2007 INCR/DECR (7)	2006-2007 TOTAL (8)
REQUIREMENTS							
53 1213 SPA-REG SALARIES-UNDESIG	58.00	58.00	58.00	.00	58.00	.00	58.00
TOTAL REQUIREMENTS	58.00	58.00	58.00	.00	58.00	.00	58.00

Fund Detail

14411 DHHS - Division of Aging

1110 State Administration

DESCRIPTION (1)	2003-2004 ACTUAL (2)	2004-2005 CERTIFIED (3)	2004-2005 AUTHORIZED (4)	2005-2006 INCR/DECR (5)	2005-2006 TOTAL (6)	2006-2007 INCR/DECR (7)	2006-2007 TOTAL (8)
REQUIREMENTS							
53 1211 SPA-REG SALARIES-APPRO	94,637	0	0	0	0	0	0
53 1212 SPA-REG SALARIES-RECPT	155,049	0	0	0	0	0	0
53 1213 SPA-REG SALARIES-UNDESIG	1,091,258	1,437,301	1,437,301	0	1,437,301	0	1,437,301
53 1222 TEMP. POSITION-RECP.	39,615	0	0	0	0	0	0
53 1461 EPA&SPA-LONGVTY PAY-APPR	1,028	0	0	0	0	0	0
53 1462 EPA&SPA-LONGVTY PAY-REC	3,536	0	0	0	0	0	0
53 1463 LONGEVITY-UNDESIGNATED	17,640	28,439	28,439	0	28,439	0	28,439
53 1511 SOCIAL SEC CONTRIB-APPRO	7,003	0	0	0	0	0	0
53 1512 SOCIAL SEC CONTRIB-RECPT	14,784	0	0	0	0	0	0
53 1513 SOCIAL SEC CONTRIB-UNDES	81,723	114,789	114,789	-2,660	112,129	-2,660	112,129
53 1521 REG RETIRE CONTRIB-APPRO	3,429	0	0	0	0	0	0
53 1522 REG RETIRE CONTRIB-RECPT	5,313	0	0	0	0	0	0
53 1523 REG RETIREMENT-UNDESIGN	37,237	85,232	85,232	0	85,232	0	85,232
53 1561 MED INS CONTRIB-APPRO	8,756	0	0	0	0	0	0
53 1562 MED INS CONTRIB-RECPTS	15,254	0	0	0	0	0	0
53 1563 MED INS CONTRIB-UNDESIG	69,385	105,534	105,534	-2,574	102,960	-2,574	102,960
53 1625 SHRT TERM DISABILITY PAY	0	588	588	0	588	0	588
53 1631 WORKERS COMPENSATION	342	0	0	0	0	0	0
53 1651 COMPENSATION TO BOARD ME	1,057	748	748	0	748	0	748
TOTAL PERSONAL SERVICES	1,647,046	1,772,631	1,772,631	-5,234	1,767,397	-5,234	1,767,397
53 2120 FINAN/AUDIT SERVICES	0	1,766	1,766	0	1,766	0	1,766
53 2147 IT SEAT MANAGEMENT SERVS	18,998	129,248	129,248	0	129,248	0	129,248
53 2170 TEMPORARY EMPLOY AGENCY	6,209	0	0	0	0	0	0
53 2199 MISC CONTRACTUAL SERVICE	178,696	70,696	70,696	0	70,696	0	70,696
53 2300 REPAIR SERVICE	5	3,640	3,640	0	3,640	0	3,640
53 2400 MAINTENANCE AGREEMENTS	8,602	5,170	5,170	0	5,170	0	5,170
53 2500 RENTAL/LEASES	11,042	13,230	13,230	0	13,230	0	13,230
53 2700 TRAVEL/OTHER EMP EXPENSE	80,481	70,890	70,890	0	70,890	0	70,890
53 2800 COMMUNICATION/DATA PROC	25,932	61,235	61,235	0	61,235	0	61,235
53 2900 OTHER SERVICES	10,737	11,484	11,484	0	11,484	0	11,484
TOTAL PURCHASED SERVICES	340,702	367,359	367,359	0	367,359	0	367,359
53 3100 GENERAL ADMIN SUPPLIES	23,469	14,265	14,265	0	14,265	0	14,265
53 3300 OILS, LUBRICANTS, FLUIDS	0	12	12	0	12	0	12
53 3700 EDUCATIONAL SUPPLIES	0	167	167	0	167	0	167
TOTAL SUPPLIES	23,469	14,444	14,444	0	14,444	0	14,444

Fund Detail

14411 DHHS - Division of Aging

1110 State Administration

DESCRIPTION (1)	2003-2004 ACTUAL (2)	2004-2005 CERTIFIED (3)	2004-2005 AUTHORIZED (4)	2005-2006 INCR/DECR (5)	2005-2006 TOTAL (6)	2006-2007 INCR/DECR (7)	2006-2007 TOTAL (8)
REQUIREMENTS							
53 4500 EQUIPMENT	1,068	1,200	1,200	0	1,200	0	1,200
53 4600 ART,OTHER ARTIFACTS/LIT	0	500	500	0	500	0	500
TOTAL PROPERTY,PLANT & EQUIPMT	1,068	1,700	1,700	0	1,700	0	1,700
53 5800 OTHER ADMIN EXPENSES	12,657	11,039	11,039	0	11,039	0	11,039
TOTAL OTHER EXPENSES & ADJUSTMEN	12,657	11,039	11,039	0	11,039	0	11,039
53 7170 REDISTRIBUTED COSTS	-1	0	0	0	0	0	0
TOTAL RESERVES	-1	0	0	0	0	0	0
53 8010 DEPENDENT CARE	1,875	0	0	0	0	0	0
53 81D1 TRNS TO CENTRAL MANAGEME	145,812	812	812	0	812	0	812
53 819A TRNS TO DEPT OF ADMINIST	4,019	0	0	0	0	0	0
53 8990 TRANS TO SUBSEQ YEAR	17,582	0	0	0	0	0	0
TOTAL INTRAGOVERNMENTAL TRANSACT	169,288	812	812	0	812	0	812
TOTAL REQUIREMENTS	2,194,229	2,167,985	2,167,985	-5,234	2,162,751	-5,234	2,162,751
ESTIMATED RECEIPTS							
43 2312 UNC CARES	7,472	0	0	0	0	0	0
43 2345 LOCAL MATCH-SEN.PATROL P	12,427	0	0	0	0	0	0
43 254L DOI-SR.MEDICARE PATROL	24,792	0	0	0	0	0	0
43 2996 PROVIDER MATCH	6,209	0	0	0	0	0	0
43 5600 REGISTRATION FEES	19,889	0	0	0	0	0	0
43 7990 OTHER MISC REV-PROGRAM	2,175	0	0	0	0	0	0
43 81E1 TRF FRM 14411 FUND 19	107,046	33,503	33,503	0	33,503	0	33,503
43 81E2 TRANSFER FROM B/C 64411	5,571	0	0	0	0	0	0
53 88FE FOOD STAMP RESEARCH GRAN	30,273	0	0	0	0	0	0
53 884B TITLE III-B	479,215	457,322	457,322	-2,065	455,257	-2,065	455,257
53 884C TITLE III NUTRITION C1	386,225	607,232	607,232	-2,478	604,754	-2,478	604,754
53 884D TITLE III NUTRITION C2	23,093	29,582	29,582	0	29,582	0	29,582
53 884E TITLE III-D	0	8,408	8,408	0	8,408	0	8,408
53 884K TITLE V-SR EMPLOYMENT	59,985	89,098	89,098	0	89,098	0	89,098
53 884S SEN.PATROL PRJ-100%	63,473	0	0	0	0	0	0

Fund Detail

14411 DHHS - Division of Aging 1110 State Administration

DESCRIPTION (1)	2003-2004 ACTUAL (2)	2004-2005 CERTIFIED (3)	2004-2005 AUTHORIZED (4)	2005-2006 INCR/DECR (5)	2005-2006 TOTAL (6)	2006-2007 INCR/DECR (7)	2006-2007 TOTAL (8)
ESTIMATED RECEIPTS							
53 884U PERFORMANCE MEASURES	24,791	0	0	0	0	0	0
53 884V FAMILY CAREGIVER GRANT	71,329	52,243	52,243	-691	51,552	-691	51,552
53 884W PROJECT CARE GRANT	6,360	0	0	0	0	0	0
53 886C TITLE XIX-FED SHARE ONLY	72,347	110,337	110,337	0	110,337	0	110,337
53 887Q SSBG	95,211	114,000	114,000	0	114,000	0	114,000
53 888C USDA NUTRITION PROGRAM	8,806	0	0	0	0	0	0
43 8980 PRIOR FISCAL YR TRANSFER	63,925	0	0	0	0	0	0
TOTAL RECEIPTS	1,570,614	1,501,725	1,501,725	-5,234	1,496,491	-5,234	1,496,491
NET APPROPRIATION	623,615	666,260	666,260	0	666,260	0	666,260

Fund Detail

14411 DHHS - Division of Aging

1170 Adult Services

DESCRIPTION (1)	2003-2004 ACTUAL (2)	2004-2005 CERTIFIED (3)	2004-2005 AUTHORIZED (4)	2005-2006 INCR/DECR (5)	2005-2006 TOTAL (6)	2006-2007 INCR/DECR (7)	2006-2007 TOTAL (8)
REQUIREMENTS							
53 1213 SPA-REG SALARIES-UNDESIG	756,357	1,109,572	1,109,572	0	1,109,572	0	1,109,572
53 1463 LONGEVITY-UNDESIGNATED	30,046	33,679	33,679	0	33,679	0	33,679
53 1513 SOCIAL SEC CONTRIB-UNDES	58,644	87,270	87,270	0	87,270	0	87,270
53 1523 REG RETIREMENT-UNDESIGN	26,956	66,480	66,480	0	66,480	0	66,480
53 1563 MED INS CONTRIB-UNDESIG	54,700	82,368	82,368	0	82,368	0	82,368
53 1631 WORKERS COMPENSATION	573	0	0	0	0	0	0
TOTAL PERSONAL SERVICES	927,276	1,379,369	1,379,369	0	1,379,369	0	1,379,369
53 2110 LEGAL SERVICES	0	5,526	5,526	0	5,526	0	5,526
53 2170 TEMPORARY EMPLOY AGENCY	128	135	135	0	135	0	135
53 2300 REPAIR SERVICE	0	554	554	0	554	0	554
53 2400 MAINTENANCE AGREEMENTS	2,280	3,825	3,825	0	3,825	0	3,825
53 2500 RENTAL/LEASES	8,191	16,998	16,998	0	16,998	0	16,998
53 2700 TRAVEL/OTHER EMP EXPENSE	76,282	129,117	129,117	0	129,117	0	129,117
53 2800 COMMUNICATION/DATA PROC	29,932	84,844	84,844	0	84,844	0	84,844
53 2900 OTHER SERVICES	52,921	51,721	51,721	0	51,721	0	51,721
TOTAL PURCHASED SERVICES	169,734	292,720	292,720	0	292,720	0	292,720
53 3100 GENERAL ADMIN SUPPLIES	3,807	32,465	32,465	0	32,465	0	32,465
53 3700 EDUCATIONAL SUPPLIES	0	146	146	0	146	0	146
TOTAL SUPPLIES	3,807	32,611	32,611	0	32,611	0	32,611
53 4500 EQUIPMENT	474	947	947	0	947	0	947
TOTAL PROPERTY, PLANT & EQUIPMT	474	947	947	0	947	0	947
53 5800 OTHER ADMIN EXPENSES	66	1,099	1,099	0	1,099	0	1,099
TOTAL OTHER EXPENSES & ADJUSTMEN	66	1,099	1,099	0	1,099	0	1,099
53 6402 SOCIAL SVCS BLOCK GRANT	299,725	330,560	330,560	0	330,560	0	330,560
TOTAL AID & PUBLIC ASSISTANCE	299,725	330,560	330,560	0	330,560	0	330,560
53 8010 DEPENDENT CARE	590	0	0	0	0	0	0
53 819A TRNS TO DEPT OF ADMINIST	238,491	270,931	270,931	0	270,931	0	270,931
TOTAL INTRAGOVERNMENTAL TRANSACT	239,081	270,931	270,931	0	270,931	0	270,931

Fund Detail

14411 DHHS - Division of Aging 1170 Adult Services

DESCRIPTION (1)	2003-2004 ACTUAL (2)	2004-2005 CERTIFIED (3)	2004-2005 AUTHORIZED (4)	2005-2006 INCR/DECR (5)	2005-2006 TOTAL (6)	2006-2007 INCR/DECR (7)	2006-2007 TOTAL (8)

TOTAL REQUIREMENTS	1,640,163	2,308,237	2,308,237	0	2,308,237	0	2,308,237

ESTIMATED RECEIPTS							

43 2996 PROVIDER MATCH	135,025	150,373	150,373	0	150,373	0	150,373
43 81K1 TRANS FROM B/C CODE 1444	0	1,608	1,608	0	1,608	0	1,608
53 886C TITLE XIX-FED SHARE ONLY	312,112	506,365	506,365	0	506,365	0	506,365
53 887Q SSBG	756,316	959,891	959,891	0	959,891	0	959,891

TOTAL RECEIPTS	1,203,453	1,618,237	1,618,237	0	1,618,237	0	1,618,237

NET APPROPRIATION	436,710	690,000	690,000	0	690,000	0	690,000

Fund Detail

14411 DHHS - Division of Aging 1210 Community Based Services

DESCRIPTION (1)	2003-2004 ACTUAL (2)	2004-2005 CERTIFIED (3)	2004-2005 AUTHORIZED (4)	2005-2006 INCR/DECR (5)	2005-2006 TOTAL (6)	2006-2007 INCR/DECR (7)	2006-2007 TOTAL (8)
REQUIREMENTS							
53 6160 USDA NUTRITION	3,142,009	3,111,815	3,111,815	0	3,111,815	0	3,111,815
53 6165 SENIOR FARMER'S MARKET	44,253	54,000	54,000	0	54,000	0	54,000
53 6307 SENIOR CTR-OUTREACH	117,011	133,333	133,333	0	133,333	0	133,333
53 6310 LEGAL SERVICES	425,390	421,849	421,849	0	421,849	0	421,849
53 6313 TITLE III PLAN. AND ADMI	4,133,886	4,113,216	4,113,216	0	4,113,216	0	4,113,216
53 6331 HCCBG-ACCESS	8,920,421	7,475,104	7,475,104	0	7,475,104	0	7,475,104
53 6332 HCCBG-IN HOME/SUPP SVCS	25,049,395	22,431,417	22,431,417	0	22,431,417	0	22,431,417
53 6333 HCCBG-CONGREG MEALS	8,837,128	11,907,244	11,907,244	0	11,907,244	0	11,907,244
53 6334 HCCBG-HOME DEL MEALS	9,524,654	11,153,971	11,153,971	0	11,153,971	0	11,153,971
53 6336 TITLE III-F PREVENT HEAL	496,112	515,267	515,267	0	515,267	0	515,267
53 6337 TITLE IIID MED.MGMT.	175,783	174,939	174,939	0	174,939	0	174,939
53 6338 FAMILY CAREGIVER SUPPORT	3,382,026	3,705,302	3,705,302	0	3,705,302	0	3,705,302
53 6340 DISASTER ASSIST. RELIEF	8,500	0	0	0	0	0	0
53 6350 TITLE V SENIOR EMPLOYMEN	2,387,956	2,452,611	2,452,611	0	2,452,611	0	2,452,611
53 6408 SENIOR CENTER DEVELOP.	1,251,105	1,687,088	1,687,088	0	1,687,088	0	1,687,088
53 6409 SENIOR CENTER CAPT IMPR	0	1,550,000	1,550,000	-1,550,000	0	-1,550,000	0
53 6443 TEST PERFORM MEASURES	2,400	0	0	0	0	0	0
53 6445 SENIOR MEDICARE PATROL P	91,641	0	0	0	0	0	0
53 6446 PROJECT CARE	433,232	0	0	0	0	0	0
53 6468 FOOD STAMP RESEARCH GRAN	46,483	0	0	0	0	0	0
53 6603 ALZHEIMER'S DISEASE	50,000	50,000	50,000	0	50,000	0	50,000
53 6605 SENIOR GAMES	175,000	175,000	175,000	0	175,000	0	175,000
53 6610 ALZHEIMER ASSN ST.GRANTS	150,000	150,000	150,000	0	150,000	0	150,000
53 6918 FOSTER GP-CASWELL CENTER	416,877	359,131	359,131	0	359,131	0	359,131
53 6919 FOSTER GP- W CAROLINA CT	301,628	288,763	288,763	0	288,763	0	288,763
53 6992 FANS/HEAT RELIEF PROG.	63,000	0	0	0	0	0	0
TOTAL AID & PUBLIC ASSISTANCE	69,625,890	71,910,050	71,910,050	-1,550,000	70,360,050	-1,550,000	70,360,050
53 7170 REDISTRIBUTED COSTS	-2	0	0	0	0	0	0
TOTAL RESERVES	-2	0	0	0	0	0	0
TOTAL REQUIREMENTS	69,625,888	71,910,050	71,910,050	-1,550,000	70,360,050	-1,550,000	70,360,050

Fund Detail

14411 DHHS - Division of Aging 1210 Community Based Services

DESCRIPTION (1)	2003-2004 ACTUAL (2)	2004-2005 CERTIFIED (3)	2004-2005 AUTHORIZED (4)	2005-2006 INCR/DECR (5)	2005-2006 TOTAL (6)	2006-2007 INCR/DECR (7)	2006-2007 TOTAL (8)
ESTIMATED RECEIPTS							
43 2304 LOCAL MATCH	6,145,994	6,156,684	6,156,684	0	6,156,684	0	6,156,684
43 2305 TITLE V LOCAL PARTICIPAT	238,791	245,260	245,260	0	245,260	0	245,260
43 2308 GRANTEE MATCH FGP	160,987	151,782	151,782	0	151,782	0	151,782
43 2319 ALZHEIMER'S DEMO GRANT	130,694	0	0	0	0	0	0
43 2324 LOC MATCH TITLE III-F 15	1,025	0	0	0	0	0	0
43 2326 LOCAL MATCH TITLE III-F	65,957	69,021	69,021	0	69,021	0	69,021
43 2331 PROGRAM INCOME ACCESS	163,178	150,000	150,000	0	150,000	0	150,000
43 2332 PROG INCOME IN HOME SUP	416,781	400,000	400,000	0	400,000	0	400,000
43 2333 PROG INCOME CONG MEALS	994,183	1,000,000	1,000,000	0	1,000,000	0	1,000,000
43 2334 PROG INCOME HOME DEL MEA	747,202	750,000	750,000	0	750,000	0	750,000
43 2335 PROGRAM INCOME LEGAL SVC	5,379	6,600	6,600	0	6,600	0	6,600
43 2336 PROGRAM INCOME OUTREACH	1,117	0	0	0	0	0	0
43 2338 PRG INCOME FAMILY CAREGI	8,984	0	0	0	0	0	0
43 2345 LOCAL MATCH-SEN.PATROL P	36,656	0	0	0	0	0	0
43 2346 PROG INCOME TITLE III-F	5,675	0	0	0	0	0	0
43 2348 PROG INCOME-SR. GEN PURP	8,227	0	0	0	0	0	0
43 6200 NONCAPITAL GIFTS	63,000	0	0	0	0	0	0
53 88FD SR FARMERS MKT NUT PROG	44,253	54,000	54,000	0	54,000	0	54,000
53 88FE FOOD STAMP RESEARCH GRAN	46,483	0	0	0	0	0	0
53 883L HURRICANE ISABEL	8,500	0	0	0	0	0	0
53 884B TITLE III-B	11,410,701	9,961,825	9,961,825	0	9,961,825	0	9,961,825
53 884C TITLE III NUTRITION C1	6,170,242	6,759,971	6,759,971	0	6,759,971	0	6,759,971
53 884D TITLE III NUTRITION C2	4,701,436	4,936,617	4,936,617	0	4,936,617	0	4,936,617
53 884H TITLE III-F	566,288	586,675	586,675	0	586,675	0	586,675
53 884J FOSTER GRANDPARENT PROG	557,518	496,112	496,112	0	496,112	0	496,112
53 884K TITLE V-SR EMPLOYMENT	2,149,163	2,526,669	2,526,669	0	2,526,669	0	2,526,669
53 884L USDA FOOD DISTRIBUTION	3,142,009	3,111,815	3,111,815	0	3,111,815	0	3,111,815
53 884S SEN.PATROL PRJ-100%	54,985	0	0	0	0	0	0
53 884U PERFORMANCE MEASURES	2,400	0	0	0	0	0	0
53 884V FAMILY CAREGIVER GRANT	3,486,083	3,473,721	3,473,721	0	3,473,721	0	3,473,721
53 884W PROJECT CARE GRANT	302,539	0	0	0	0	0	0
53 887Q SSBG	1,853,680	1,834,077	1,834,077	0	1,834,077	0	1,834,077

Fund Detail

14411 DHHS - Division of Aging 1210 Community Based Services

DESCRIPTION (1)	2003-2004 ACTUAL (2)	2004-2005 CERTIFIED (3)	2004-2005 AUTHORIZED (4)	2005-2006 INCR/DECR (5)	2005-2006 TOTAL (6)	2006-2007 INCR/DECR (7)	2006-2007 TOTAL (8)
TOTAL RECEIPTS	43,690,110	42,670,829	42,670,829	0	42,670,829	0	42,670,829

NET APPROPRIATION	25,935,778	29,239,221	29,239,221	-1,550,000	27,689,221	-1,550,000	27,689,221

Fund Detail

14411 DHHS - Division of Aging

1310 Elder Rights Program

DESCRIPTION (1)	2003-2004 ACTUAL (2)	2004-2005 CERTIFIED (3)	2004-2005 AUTHORIZED (4)	2005-2006 INCR/DECR (5)	2005-2006 TOTAL (6)	2006-2007 INCR/DECR (7)	2006-2007 TOTAL (8)
REQUIREMENTS							
53 1211 SPA-REG SALARIES-APPRO	4,775	0	0	0	0	0	0
53 1212 SPA-REG SALARIES-RECPT	24,377	0	0	0	0	0	0
53 1213 SPA-REG SALARIES-UNDESIG	147,959	189,935	189,935	0	189,935	0	189,935
53 1463 LONGEVITY-UNDESIGNATED	988	1,491	1,491	0	1,491	0	1,491
53 1511 SOCIAL SEC CONTRIB-APPRO	360	0	0	0	0	0	0
53 1512 SOCIAL SEC CONTRIB-RECPT	1,839	0	0	0	0	0	0
53 1513 SOCIAL SEC CONTRIB-UNDES	11,224	15,408	15,408	-764	14,644	-764	14,644
53 1521 REG RETIRE CONTRIB-APPRO	164	0	0	0	0	0	0
53 1522 REG RETIRE CONTRIB-RECPT	834	0	0	0	0	0	0
53 1523 REG RETIREMENT-UNDESIGN	5,094	11,132	11,132	0	11,132	0	11,132
53 1561 MED INS CONTRIB-APPRO	349	0	0	0	0	0	0
53 1562 MED INS CONTRIB-RECPTS	1,976	0	0	0	0	0	0
53 1563 MED INS CONTRIB-UNDESIG	7,595	13,728	13,728	0	13,728	0	13,728
53 1631 WORKERS COMPENSATION	248	0	0	0	0	0	0
TOTAL PERSONAL SERVICES	207,782	231,694	231,694	-764	230,930	-764	230,930
53 2300 REPAIR SERVICE	0	100	100	0	100	0	100
53 2400 MAINTENANCE AGREEMENTS	0	100	100	0	100	0	100
53 2500 RENTAL/LEASES	1,801	1,100	1,100	0	1,100	0	1,100
53 2700 TRAVEL/OTHER EMP EXPENSE	2,110	5,650	5,650	0	5,650	0	5,650
53 2800 COMMUNICATION/DATA PROC	3,345	6,375	6,375	0	6,375	0	6,375
53 2900 OTHER SERVICES	2,159	1,525	1,525	0	1,525	0	1,525
TOTAL PURCHASED SERVICES	9,415	14,850	14,850	0	14,850	0	14,850
53 3100 GENERAL ADMIN SUPPLIES	1,130	1,500	1,500	0	1,500	0	1,500
TOTAL SUPPLIES	1,130	1,500	1,500	0	1,500	0	1,500
53 4500 EQUIPMENT	0	200	200	0	200	0	200
TOTAL PROPERTY, PLANT & EQUIPMT	0	200	200	0	200	0	200
53 5800 OTHER ADMIN EXPENSES	1,328	900	900	0	900	0	900
TOTAL OTHER EXPENSES & ADJUSTMEN	1,328	900	900	0	900	0	900
53 6312 NH OMBUDSMAN PROJECTS	1,969,217	2,071,098	2,071,098	0	2,071,098	0	2,071,098
53 6318 TITLE III ELDER ABUSE	157,860	163,680	163,680	0	163,680	0	163,680
TOTAL AID & PUBLIC ASSISTANCE	2,127,077	2,234,778	2,234,778	0	2,234,778	0	2,234,778

Fund Detail

14411 DHHS - Division of Aging 1310 Elder Rights Program

DESCRIPTION (1)	2003-2004 ACTUAL (2)	2004-2005 CERTIFIED (3)	2004-2005 AUTHORIZED (4)	2005-2006 INCR/DECR (5)	2005-2006 TOTAL (6)	2006-2007 INCR/DECR (7)	2006-2007 TOTAL (8)
REQUIREMENTS							
53 8010 DEPENDENT CARE	202	0	0	0	0	0	0
TOTAL INTRAGOVERNMENTAL TRANSACT	202	0	0	0	0	0	0
TOTAL REQUIREMENTS	2,346,934	2,483,922	2,483,922	-764	2,483,158	-764	2,483,158
ESTIMATED RECEIPTS							
43 2304 LOCAL MATCH	211,636	223,478	223,478	0	223,478	0	223,478
43 2306 OTHER RESOURCES	4,963	0	0	0	0	0	0
53 884B TITLE III-B	1,204,434	1,287,277	1,287,277	-764	1,286,513	-764	1,286,513
53 884F SPEC OMBUDSMAN	351,425	384,381	384,381	0	384,381	0	384,381
53 884G ELDER ABUSE	134,182	139,128	139,128	0	139,128	0	139,128
TOTAL RECEIPTS	1,906,640	2,034,264	2,034,264	-764	2,033,500	-764	2,033,500
NET APPROPRIATION	440,294	449,658	449,658	0	449,658	0	449,658

Fund Detail

14411 DHHS - Division of Aging 1810 Revenue Clearing

DESCRIPTION (1)	2003-2004 ACTUAL (2)	2004-2005 CERTIFIED (3)	2004-2005 AUTHORIZED (4)	2005-2006 INCR/DECR (5)	2005-2006 TOTAL (6)	2006-2007 INCR/DECR (7)	2006-2007 TOTAL (8)
ESTIMATED RECEIPTS							
43 254L DOI-SR.MEDICARE PATROL	-24,792	0	0	0	0	0	0
53 88FE FOOD STAMP RESEARCH GRAN	-2,159	0	0	0	0	0	0
53 883L HURRICANE ISABEL	-2,315	0	0	0	0	0	0
53 884B TITLE III-B	-82,360	0	0	0	0	0	0
53 884C TITLE III NUTRITION C1	-34,887	0	0	0	0	0	0
53 884D TITLE III NUTRITION C2	-2,105	0	0	0	0	0	0
53 884G ELDER ABUSE	5	0	0	0	0	0	0
53 884K TITLE V-SR EMPLOYMENT	-6,699	0	0	0	0	0	0
53 884U PERFORMANCE MEASURES	-2,342	0	0	0	0	0	0
53 884V FAMILY CAREGIVER GRANT	-16,493	0	0	0	0	0	0
53 884W PROJECT CARE GRANT	-21,235	0	0	0	0	0	0
53 886C TITLE XIX-FED SHARE ONLY	-40,923	0	0	0	0	0	0
53 887Q SSBG	-133,788	0	0	0	0	0	0
53 888C USDA NUTRITION PROGRAM	-246	0	0	0	0	0	0

TOTAL RECEIPTS	-370,339	0	0	0	0	0	0

NET APPROPRIATION	370,339	0	0	0	0	0	0

Fund Detail

14411 DHHS - Division of Aging 1992 Prior Year Earned Revenue

DESCRIPTION (1)	2003-2004 ACTUAL (2)	2004-2005 CERTIFIED (3)	2004-2005 AUTHORIZED (4)	2005-2006 INCR/DECR (5)	2005-2006 TOTAL (6)	2006-2007 INCR/DECR (7)	2006-2007 TOTAL (8)
REQUIREMENTS							
53 81E1 TRF TO BC 14411 FUND 111	107,046	0	0	0	0	0	0
53 8111 TRF TO FUND 1110	0	33,503	33,503	0	33,503	0	33,503
TOTAL INTRAGOVERNMENTAL TRANSACT	107,046	33,503	33,503	0	33,503	0	33,503
TOTAL REQUIREMENTS	107,046	33,503	33,503	0	33,503	0	33,503
ESTIMATED RECEIPTS							
43 7990 OTHER MISC REV-PROGRAM	0	33,503	33,503	0	33,503	0	33,503
53 88FE FOOD STAMP RESEARCH GRAN	36,347	0	0	0	0	0	0
53 884B TITLE III-B	82,745	0	0	0	0	0	0
53 884C TITLE III NUTRITION C1	18,440	0	0	0	0	0	0
53 884D TITLE III NUTRITION C2	1,070	0	0	0	0	0	0
53 884G ELDER ABUSE	-4	0	0	0	0	0	0
53 884H TITLE III-F	-1	0	0	0	0	0	0
53 884K TITLE V-SR EMPLOYMENT	5,297	0	0	0	0	0	0
53 884S SEN.PATROL PRJ-100%	5,911	0	0	0	0	0	0
53 884U PERFORMANCE MEASURES	26,597	0	0	0	0	0	0
53 884V FAMILY CAREGIVER GRANT	464	0	0	0	0	0	0
53 884W PROJECT CARE GRANT	1,591	0	0	0	0	0	0
53 887Q SSBG	6,757	0	0	0	0	0	0
53 888C USDA NUTRITION PROGRAM	4,199	0	0	0	0	0	0
TOTAL RECEIPTS	189,413	33,503	33,503	0	33,503	0	33,503
NET APPROPRIATION	-82,367	0	0	0	0	0	0

Fund Detail

14411 DHHS - Division of Aging 1993 Prior Year Adjustments or Audit Exceptions

DESCRIPTION (1)	2003-2004 ACTUAL (2)	2004-2005 CERTIFIED (3)	2004-2005 AUTHORIZED (4)	2005-2006 INCR/DECR (5)	2005-2006 TOTAL (6)	2006-2007 INCR/DECR (7)	2006-2007 TOTAL (8)
REQUIREMENTS							
53 2199 MISC CONTRACTUAL SERVICE	381	0	0	0	0	0	0
TOTAL PURCHASED SERVICES	381	0	0	0	0	0	0
53 6603 ALZHEIMER'S DISEASE	-1,048	0	0	0	0	0	0
53 6918 FOSTER GP-CASWELL CENTER	-4,114	0	0	0	0	0	0
TOTAL AID & PUBLIC ASSISTANCE	-5,162	0	0	0	0	0	0
TOTAL REQUIREMENTS	-4,781	0	0	0	0	0	0
ESTIMATED RECEIPTS							
43 2308 GRANTEE MATCH FGP	-1,152	0	0	0	0	0	0
43 2312 UNC CARES	381	0	0	0	0	0	0
53 884B TITLE III-B	8,626	0	0	0	0	0	0
53 884J FOSTER GRANDPARENT PROG	-2,962	0	0	0	0	0	0
53 884U PERFORMANCE MEASURES	-5,893	0	0	0	0	0	0
TOTAL RECEIPTS	-1,000	0	0	0	0	0	0
NET APPROPRIATION	-3,781	0	0	0	0	0	0

Summary by Purpose

14420 DHHS - Division of Child Development

DESCRIPTION (1)	2003-2004 ACTUAL (2)	2004-2005 CERTIFIED (3)	2004-2005 AUTHORIZED (4)	2005-2006 INCR/DECR (5)	2005-2006 TOTAL (6)	2006-2007 INCR/DECR (7)	2006-2007 TOTAL (8)
REQUIREMENTS							
1111 GENERAL ADMINISTRATION	16,165,272	16,281,828	16,281,828	-94,038	16,187,790	-77,338	16,204,490
1711 EARLY CHILDHOOD INITIATI	186,367,031	190,187,096	190,187,096	0	190,187,096	0	190,187,096
1811 CHILD DEVELOPMENT SERVS.	350,280,959	353,518,289	353,518,289	23,348	353,541,637	13,430	353,531,719
1993 PRIOR YR. UNEARNED REVEN	2,835,737	0	0	0	0	0	0
TOTAL REQUIREMENTS	555,648,999	559,987,213	559,987,213	-70,690	559,916,523	-63,908	559,923,305
ESTIMATED RECEIPTS							
1111 GENERAL ADMINISTRATION	12,159,258	11,131,707	11,131,707	-53,348	11,078,359	-43,430	11,088,277
1190 REVENUE CLEARING	-16,835	0	0	0	0	0	0
1711 EARLY CHILDHOOD INITIATI	581,852	0	0	0	0	0	0
1811 CHILD DEVELOPMENT SERVS.	283,094,023	281,464,799	281,464,799	23,348	281,488,147	13,430	281,478,229
1992 PRIOR YEAR EARNED REVENU	321,329	0	0	0	0	0	0
1993 PRIOR YR. UNEARNED REVEN	3,452,057	0	0	0	0	0	0
TOTAL RECEIPTS	299,591,684	292,596,506	292,596,506	-30,000	292,566,506	-30,000	292,566,506
NET APPROPRIATION	256,057,315	267,390,707	267,390,707	-40,690	267,350,017	-33,908	267,356,799

Summary by Account

14420 DHHS - Division of Child Development

DESCRIPTION (1)	2003-2004 ACTUAL (2)	2004-2005 CERTIFIED (3)	2004-2005 AUTHORIZED (4)	2005-2006 INCR/DECR (5)	2005-2006 TOTAL (6)	2006-2007 INCR/DECR (7)	2006-2007 TOTAL (8)
REQUIREMENTS							
53 1211 SPA-REG SALARIES-APPRO	3,024,402	3,762,303	3,762,303	0	3,762,303	0	3,762,303
53 1212 SPA-REG SALARIES-RECPT	6,049,852	6,553,716	6,553,716	0	6,553,716	0	6,553,716
53 1222 SPA TIME LIMITED SAL-REC	30,434	6,524	6,524	0	6,524	0	6,524
53 1461 EPA&SPA-LONGVTY PAY-APPR	53,531	56,286	56,286	7,888	64,174	11,673	67,959
53 1462 EPA&SPA-LONGVTY PAY-REC	86,910	91,451	91,451	4,396	95,847	9,169	100,620
53 1511 SOCIAL SEC CONTRIB-APPRO	226,111	292,594	292,594	131	292,725	421	293,015
53 1512 SOCIAL SEC CONTRIB-REC	459,231	509,746	509,746	-1,054	508,692	-689	509,057
53 1521 REG RETIRE CONTRIB-APPRO	105,023	308,911	308,911	-86,401	222,510	-86,181	222,730
53 1522 REG RETIRE CONTRIB-RECPT	210,873	410,572	410,572	-23,900	386,672	-23,622	386,950
53 1561 MED INS CONTRIB-APPRO	239,702	324,324	324,324	6,864	331,188	6,864	331,188
53 1562 MED INS CONTRIB-RECPTS	501,268	612,612	612,612	-4,290	608,322	-4,290	608,322
53 1572 UNEMP COMP PYMTS TO ESC	1,750	3,493	3,493	0	3,493	0	3,493
53 1627 ST DISABILITY PMT-APPROP	1,506	0	0	0	0	0	0
53 1628 ST DISABILITY PMT-RECEIP	11,048	0	0	0	0	0	0
53 1631 WRKER COMP-MED PAYMENTS	18,660	4,423	4,423	0	4,423	0	4,423
53 1651 COMPENSATION TO BOARD ME	1,080	1,200	1,200	0	1,200	0	1,200
TOTAL PERSONAL SERVICES	11,021,381	12,938,155	12,938,155	-96,366	12,841,789	-86,655	12,851,500
53 2110 LEGAL SERVICES	98,525	108,949	108,949	0	108,949	0	108,949
53 2140 INFORMATN TECHNOLOGY SVC	0	517,812	517,812	-515,312	2,500	-515,312	2,500
53 2144 PC\PRINTER SUPPORT SVC	362	0	0	0	0	0	0
53 2147 SEAT MANAGEMENT	0	491,778	491,778	0	491,778	0	491,778
53 2170 ADMIN SERVICES	286,615	154,272	154,272	0	154,272	0	154,272
53 2192 HONORARIUMS	7,899	8,101	8,101	0	8,101	0	8,101
53 2199 MISC CONTRACTUAL SERVICE	58,740	14,418	14,418	0	14,418	0	14,418
53 2300 REPAIR SERVICES	1,971	3,200	3,200	0	3,200	0	3,200
53 2400 MAINTENANCE AGREEMENTS	50,578	22,000	22,000	0	22,000	0	22,000
53 2500 RENTALS/LEASES	568,264	721,667	721,667	2,328	723,995	9,317	730,984
53 2700 TRAVEL&OTHER EMPLOYEE EX	332,920	571,313	571,313	0	571,313	0	571,313
53 2800 COMMUNICATION&DATA PROC	720,916	842,177	842,177	0	842,177	0	842,177
53 2900 OTHER SERVICES	12,331	15,609	15,609	850	16,459	850	16,459
TOTAL PURCHASED SERVICES	2,139,121	3,471,296	3,471,296	-512,134	2,959,162	-505,145	2,966,151
53 3100 GENERAL ADMIN SUPPLIES	100,065	114,119	114,119	0	114,119	0	114,119
53 3900 OTHER MATERIALS & SUPPLI	5,685	6,300	6,300	0	6,300	0	6,300

Summary by Account

14420 DHHS - Division of Child Development

DESCRIPTION (1)	2003-2004 ACTUAL (2)	2004-2005 CERTIFIED (3)	2004-2005 AUTHORIZED (4)	2005-2006 INCR/DECR (5)	2005-2006 TOTAL (6)	2006-2007 INCR/DECR (7)	2006-2007 TOTAL (8)
TOTAL SUPPLIES	105,750	120,419	120,419	0	120,419	0	120,419
53 4500 EQUIPMENT	98,528	62,299	62,299	0	62,299	0	62,299
53 4600 ART, OTHER ARTIFACTS&LIT	982	1,500	1,500	0	1,500	0	1,500
53 4700 INTANGIBLE ASSETS	3,032	3,500	3,500	0	3,500	0	3,500
TOTAL PROPERTY, PLANT & EQUIPMT	102,542	67,299	67,299	0	67,299	0	67,299
53 5800 OTHER ADMINISTRATIVE EXP	6,079	10,486	10,486	0	10,486	0	10,486
53 5900 OTHER EXPENSES	1,250	0	0	0	0	0	0
TOTAL OTHER EXPENSES & ADJUSTMEN	7,329	10,486	10,486	0	10,486	0	10,486
53 6141 SSBG SERVICES	3,000,000	6,269,309	6,269,309	0	6,269,309	0	6,269,309
53 6142 DAY CARE SUBSIDY/STATE	55,866,126	53,851,054	53,851,054	515,312	54,366,366	515,312	54,366,366
53 6145 CCDF MANDATORY SUBSIDY	56,036,758	54,846,257	54,846,257	0	54,846,257	0	54,846,257
53 6146 TANF CC MOE	38,000,003	38,000,000	38,000,000	0	38,000,000	0	38,000,000
53 6147 CCDF DISCRET. SUBSIDY	140,652,221	127,909,004	127,909,004	0	127,909,004	0	127,909,004
53 6148 CCDF MATCH.-FEDERAL	41,378,712	40,040,237	40,040,237	0	40,040,237	0	40,040,237
53 6149 STATE MATCH	24,542,266	29,302,436	29,302,436	0	29,302,436	0	29,302,436
53 6150 TANF SUBSIDY	26,621,244	34,512,238	34,512,238	0	34,512,238	0	34,512,238
53 6412 NEEDS & RESOURCES	556,909	0	0	0	0	0	0
53 6489 SMART START-WAGES	7,596,366	4,283,076	4,283,076	3,116,924	7,400,000	3,116,924	7,400,000
53 6490 R & R GRANTS	2,643,418	3,000,000	3,000,000	0	3,000,000	0	3,000,000
53 6496 PROFESSNL DEV CONTRACTS	70,333	75,000	75,000	0	75,000	0	75,000
53 6497 NCPC LOCAL SS FUNDS	109,600,000	123,361,561	123,361,561	-5,203,552	118,158,009	-5,203,552	118,158,009
53 6499 SMART START CONTRACTS	5,678,694	6,958,425	6,958,425	0	6,958,425	0	6,958,425
53 6602 H.S.SUPP.HANDICAP	155,487	148,329	148,329	0	148,329	0	148,329
53 6691 TEACH	2,973,612	3,338,000	3,338,000	0	3,338,000	0	3,338,000
53 6997 ICC SUPPORT	28,479	44,500	44,500	0	44,500	0	44,500
53 6998 OTHER GRANTS	11,754,645	14,311,425	14,311,425	23,348	14,334,773	13,430	14,324,855
TOTAL AID & PUBLIC ASSISTANCE	527,155,273	540,250,851	540,250,851	-1,547,968	538,702,883	-1,557,886	538,692,965
53 7110 CCDF RES. - DISCRETION	0	84,080	84,080	0	84,080	0	84,080
53 7170 COST REDISTRIBUTION	-1	0	0	0	0	0	0

Summary by Account

14420 DHHS - Division of Child Development

DESCRIPTION (1)	2003-2004 ACTUAL (2)	2004-2005 CERTIFIED (3)	2004-2005 AUTHORIZED (4)	2005-2006 INCR/DECR (5)	2005-2006 TOTAL (6)	2006-2007 INCR/DECR (7)	2006-2007 TOTAL (8)

TOTAL RESERVES	-1	84,080	84,080	0	84,080	0	84,080

53 8010 DEPENDENT CARE-OP TFR	8,997	0	0	0	0	0	0
53 81D1 TRF TO B/C 14410 CM	2,672,736	50,905	50,905	-850	50,055	-850	50,055
53 81F1 TRF TO B/C 14420 DCD	2,842,852	0	0	0	0	0	0
53 81J1 TRF TO B/C 14440 DSS	9,533,330	2,993,722	2,993,722	2,086,628	5,080,350	2,086,628	5,080,350
53 8140 TRANS TO DSS-CO. ADMIN	-1	0	0	0	0	0	0
53 819G TRF TO OSC	87	0	0	0	0	0	0
53 819Q TRF TO B/C 23005 OSBM	23,660	0	0	0	0	0	0
53 8991 TRF TO SUBSEQUENT FY	35,943	0	0	0	0	0	0

TOTAL INTRAGOVERNMENTAL TRANSACT	15,117,604	3,044,627	3,044,627	2,085,778	5,130,405	2,085,778	5,130,405

TOTAL REQUIREMENTS	555,648,999	559,987,213	559,987,213	-70,690	559,916,523	-63,908	559,923,305

ESTIMATED RECEIPTS							

43 2402 UCCS HEADSTART GRANT	42,437	0	0	0	0	0	0
43 4310 SALE OF PUBLICATIONS	73,101	56,000	56,000	0	56,000	0	56,000
43 4320 SALE OF SURPLUS PROPERTY	87	0	0	0	0	0	0
43 5100 CHILD CARE LICENSE FEES	719,364	750,000	750,000	-30,000	720,000	-30,000	720,000
43 5500 FINES,PENAL, ASSESS FEE	23,200	0	0	0	0	0	0
43 5600 REGISTRATION FEES	455	0	0	0	0	0	0
43 7122 ACCTS. RECEIVABLE INT.	5	0	0	0	0	0	0
43 7123 ACCTS REC PENALTY	958	0	0	0	0	0	0
43 7990 OTHER MISC REV-PROGRM	109	0	0	0	0	0	0
43 7994 RETURNED CHECK FEE	250	0	0	0	0	0	0
43 81D1 TRF FROM 14410	1,702,612	738,000	738,000	0	738,000	0	738,000
43 81F1 TRF FM 14420 FUND 1993	2,842,852	0	0	0	0	0	0
53 8303 PYR STATE DC PAYMENTS	225	0	0	0	0	0	0
53 8304 PYR-SMART START	3,387,977	0	0	0	0	0	0
53 8305 PRIOR PERIOD REFUND	39,693	0	0	0	0	0	0
53 8311 PYR OTHER GRANTS	31,000	0	0	0	0	0	0
53 882C HEADSTART COLLAB.	159,824	152,073	152,073	0	152,073	0	152,073

Summary by Account
14420 DHHS - Division of Child Development

DESCRIPTION (1)	2003-2004 ACTUAL (2)	2004-2005 CERTIFIED (3)	2004-2005 AUTHORIZED (4)	2005-2006 INCR/DECR (5)	2005-2006 TOTAL (6)	2006-2007 INCR/DECR (7)	2006-2007 TOTAL (8)
53 882E CCDF-MANDATORY	56,676,692	55,413,007	55,413,007	0	55,413,007	0	55,413,007
53 882F CCDF-MATCHING FUNDS	41,080,056	40,040,237	40,040,237	0	40,040,237	0	40,040,237
53 882H CCDF-DISCRETIONARY	78,589,148	73,203,027	73,203,027	0	73,203,027	0	73,203,027
53 885C PROG FOR INF. & TODDLERS	150,954	169,735	169,735	0	169,735	0	169,735
53 887B FSA FFY96	-302	0	0	0	0	0	0
53 887Q SSBG	2,999,999	6,269,309	6,269,309	0	6,269,309	0	6,269,309
53 888K TANF	111,068,038	115,805,118	115,805,118	0	115,805,118	0	115,805,118
43 8991 CARRYFORWARD	2,950	0	0	0	0	0	0

TOTAL RECEIPTS	299,591,684	292,596,506	292,596,506	-30,000	292,566,506	-30,000	292,566,506

NET APPROPRIATION	256,057,315	267,390,707	267,390,707	-40,690	267,350,017	-33,908	267,356,799

**Position Counts
Summary by Purpose**

14420 DHHS - Division of Child Development

DESCRIPTION (1)	2003-2004 ACTUAL (2)	2004-2005 CERTIFIED (3)	2004-2005 AUTHORIZED (4)	2005-2006 INCR/DECR (5)	2005-2006 TOTAL (6)	2006-2007 INCR/DECR (7)	2006-2007 TOTAL (8)
REQUIREMENTS							

1111 GENERAL ADMINISTRATION	272.75	272.75	273.75	.00	273.75	.00	273.75

TOTAL REQUIREMENTS	272.75	272.75	273.75	.00	273.75	.00	273.75

Position Counts Summary by Account

14420 DHHS - Division of Child Development

DESCRIPTION (1)	2003-2004 ACTUAL (2)	2004-2005 CERTIFIED (3)	2004-2005 AUTHORIZED (4)	2005-2006 INCR/DECR (5)	2005-2006 TOTAL (6)	2006-2007 INCR/DECR (7)	2006-2007 TOTAL (8)
REQUIREMENTS							
53 1211 SPA-REG SALARIES-APPRO	95.50	95.50	96.50	.00	96.50	.00	96.50
53 1212 SPA-REG SALARIES-RECPT	177.25	177.25	177.25	.00	177.25	.00	177.25
TOTAL REQUIREMENTS	272.75	272.75	273.75	.00	273.75	.00	273.75

Fund Detail

14420 DHHS - Division of Child Development

1111 General Administration

DESCRIPTION (1)	2003-2004 ACTUAL (2)	2004-2005 CERTIFIED (3)	2004-2005 AUTHORIZED (4)	2005-2006 INCR/DECR (5)	2005-2006 TOTAL (6)	2006-2007 INCR/DECR (7)	2006-2007 TOTAL (8)
REQUIREMENTS							
53 1211 SPA-REG SALARIES-APPRO	3,024,402	3,762,303	3,762,303	0	3,762,303	0	3,762,303
53 1212 SPA-REG SALARIES-RECPT	6,049,852	6,553,716	6,553,716	0	6,553,716	0	6,553,716
53 1222 SPA TIME LIMITED SAL-REC	30,434	6,524	6,524	0	6,524	0	6,524
53 1461 EPA&SPA-LONGVTY PAY-APPR	53,531	56,286	56,286	7,888	64,174	11,673	67,959
53 1462 EPA&SPA-LONGVTY PAY-REC	86,910	91,451	91,451	4,396	95,847	9,169	100,620
53 1511 SOCIAL SEC CONTRIB-APPRO	226,111	292,594	292,594	131	292,725	421	293,015
53 1512 SOCIAL SEC CONTRIB-REC	459,231	509,746	509,746	-1,054	508,692	-689	509,057
53 1521 REG RETIRE CONTRIB-APPRO	105,023	308,911	308,911	-86,401	222,510	-86,181	222,730
53 1522 REG RETIRE CONTRIB-RECPT	210,873	410,572	410,572	-23,900	386,672	-23,622	386,950
53 1561 MED INS CONTRIB-APPRO	239,702	324,324	324,324	6,864	331,188	6,864	331,188
53 1562 MED INS CONTRIB-RECPTS	501,268	612,612	612,612	-4,290	608,322	-4,290	608,322
53 1572 UNEMP COMP PYMTS TO ESC	1,750	3,493	3,493	0	3,493	0	3,493
53 1627 ST DISABILITY PMT-APPROP	1,506	0	0	0	0	0	0
53 1628 ST DISABILITY PMT-RECEIP	11,048	0	0	0	0	0	0
53 1631 WRKER COMP-MED PAYMENTS	18,660	4,423	4,423	0	4,423	0	4,423
53 1651 COMPENSATION TO BOARD ME	1,080	1,200	1,200	0	1,200	0	1,200
TOTAL PERSONAL SERVICES	11,021,381	12,938,155	12,938,155	-96,366	12,841,789	-86,655	12,851,500
53 2110 LEGAL SERVICES	98,525	108,949	108,949	0	108,949	0	108,949
53 2140 INFORMATN TECHNOLOGY SVC	0	2,500	2,500	0	2,500	0	2,500
53 2144 PC\PRINTER SUPPORT SVC	362	0	0	0	0	0	0
53 2147 SEAT MANAGEMENT	0	491,778	491,778	0	491,778	0	491,778
53 2170 ADMIN SERVICES	286,615	154,272	154,272	0	154,272	0	154,272
53 2192 HONORARIUMS	7,899	8,101	8,101	0	8,101	0	8,101
53 2199 MISC CONTRACTUAL SERVICE	58,740	14,418	14,418	0	14,418	0	14,418
53 2300 REPAIR SERVICES	1,971	3,200	3,200	0	3,200	0	3,200
53 2400 MAINTENANCE AGREEMENTS	50,578	22,000	22,000	0	22,000	0	22,000
53 2500 RENTALS/LEASES	568,264	721,667	721,667	2,328	723,995	9,317	730,984
53 2700 TRAVEL&OTHER EMPLOYEE EX	332,920	571,313	571,313	0	571,313	0	571,313
53 2800 COMMUNICATION&DATA PROC	721,193	842,177	842,177	0	842,177	0	842,177
53 2900 OTHER SERVICES	12,331	15,609	15,609	850	16,459	850	16,459
TOTAL PURCHASED SERVICES	2,139,398	2,955,984	2,955,984	3,178	2,959,162	10,167	2,966,151
53 3100 GENERAL ADMIN SUPPLIES	100,065	114,119	114,119	0	114,119	0	114,119
53 3900 OTHER MATERIALS & SUPPLI	5,685	6,300	6,300	0	6,300	0	6,300
TOTAL SUPPLIES	105,750	120,419	120,419	0	120,419	0	120,419
53 4500 EQUIPMENT	98,528	62,299	62,299	0	62,299	0	62,299

Fund Detail

14420 DHHS - Division of Child Development

1111 General Administration

DESCRIPTION (1)	2003-2004 ACTUAL (2)	2004-2005 CERTIFIED (3)	2004-2005 AUTHORIZED (4)	2005-2006 INCR/DECR (5)	2005-2006 TOTAL (6)	2006-2007 INCR/DECR (7)	2006-2007 TOTAL (8)
REQUIREMENTS							
53 4600 ART, OTHER ARTIFACTS&LIT	982	1,500	1,500	0	1,500	0	1,500
53 4700 INTANGIBLE ASSETS	3,032	3,500	3,500	0	3,500	0	3,500
TOTAL PROPERTY, PLANT & EQUIPMT	102,542	67,299	67,299	0	67,299	0	67,299
53 5800 OTHER ADMINISTRATIVE EXP	6,079	10,486	10,486	0	10,486	0	10,486
53 5900 OTHER EXPENSES	1,250	0	0	0	0	0	0
TOTAL OTHER EXPENSES & ADJUSTMEN	7,329	10,486	10,486	0	10,486	0	10,486
53 6496 PROFESSNL DEV CONTRACTS	15,000	0	0	0	0	0	0
53 6997 ICC SUPPORT	0	44,500	44,500	0	44,500	0	44,500
53 6998 OTHER GRANTS	67,393	10,000	10,000	0	10,000	0	10,000
TOTAL AID & PUBLIC ASSISTANCE	82,393	54,500	54,500	0	54,500	0	54,500
53 7110 CCDF RES. - DISCRETION	0	84,080	84,080	0	84,080	0	84,080
53 7170 COST REDISTRIBUTION	-1	0	0	0	0	0	0
TOTAL RESERVES	-1	84,080	84,080	0	84,080	0	84,080
53 8010 DEPENDENT CARE-OP TFR	8,997	0	0	0	0	0	0
53 81D1 TRF TO B/C 14410 CM	2,672,736	50,905	50,905	-850	50,055	-850	50,055
53 819G TRF TO OSC	87	0	0	0	0	0	0
53 819Q TRF TO B/C 23005 OSBM	23,660	0	0	0	0	0	0
53 8991 TRF TO SUBSEQUENT FY	1,000	0	0	0	0	0	0
TOTAL INTRAGOVERNMENTAL TRANSACT	2,706,480	50,905	50,905	-850	50,055	-850	50,055
TOTAL REQUIREMENTS	16,165,272	16,281,828	16,281,828	-94,038	16,187,790	-77,338	16,204,490

Fund Detail

14420 DHHS - Division of Child Development

1111 General Administration

DESCRIPTION (1)	2003-2004 ACTUAL (2)	2004-2005 CERTIFIED (3)	2004-2005 AUTHORIZED (4)	2005-2006 INCR/DECR (5)	2005-2006 TOTAL (6)	2006-2007 INCR/DECR (7)	2006-2007 TOTAL (8)
ESTIMATED RECEIPTS							
43 2402 UCCS HEADSTART GRANT	42,437	0	0	0	0	0	0
43 4310 SALE OF PUBLICATIONS	73,101	56,000	56,000	0	56,000	0	56,000
43 4320 SALE OF SURPLUS PROPERTY	87	0	0	0	0	0	0
43 5100 CHILD CARE LICENSE FEES	719,364	750,000	750,000	-30,000	720,000	-30,000	720,000
43 5500 FINES,PENAL, ASSESS FEE	23,200	0	0	0	0	0	0
43 5600 REGISTRATION FEES	455	0	0	0	0	0	0
43 7122 ACCTS. RECEIVABLE INT.	5	0	0	0	0	0	0
43 7123 ACCTS REC PENALTY	958	0	0	0	0	0	0
43 7990 OTHER MISC REV-PROGRM	109	0	0	0	0	0	0
43 7994 RETURNED CHECK FEE	250	0	0	0	0	0	0
43 81F1 TRF FM 14420 FUND 1993	2,622,000	0	0	0	0	0	0
53 882C HEADSTART COLLAB.	152,590	152,073	152,073	0	152,073	0	152,073
53 882H CCDF-DISCRETIONARY	8,407,052	10,003,899	10,003,899	-23,348	9,980,551	-13,430	9,990,469
53 885C PROG FOR INF. & TODDLERS	114,700	169,735	169,735	0	169,735	0	169,735
43 8991 CARRYFORWARD	2,950	0	0	0	0	0	0

TOTAL RECEIPTS	12,159,258	11,131,707	11,131,707	-53,348	11,078,359	-43,430	11,088,277

NET APPROPRIATION	4,006,014	5,150,121	5,150,121	-40,690	5,109,431	-33,908	5,116,213

Fund Detail

14420 DHHS - Division of Child Development

1190 Revenue Clearing

DESCRIPTION (1)	2003-2004 ACTUAL (2)	2004-2005 CERTIFIED (3)	2004-2005 AUTHORIZED (4)	2005-2006 INCR/DECR (5)	2005-2006 TOTAL (6)	2006-2007 INCR/DECR (7)	2006-2007 TOTAL (8)
ESTIMATED RECEIPTS							
53 882C HEADSTART COLLAB.	-646	0	0	0	0	0	0
53 882F CCDF-MATCHING FUNDS	-1	0	0	0	0	0	0
53 885C PROG FOR INF. & TODDLERS	-796	0	0	0	0	0	0
53 887Q SSBG	1	0	0	0	0	0	0
53 888K TANF	-15,393	0	0	0	0	0	0
TOTAL RECEIPTS	-16,835	0	0	0	0	0	0
NET APPROPRIATION	16,835	0	0	0	0	0	0

Fund Detail

14420 DHHS - Division of Child Development

1711 Early Childhood Initiative

DESCRIPTION (1)	2003-2004 ACTUAL (2)	2004-2005 CERTIFIED (3)	2004-2005 AUTHORIZED (4)	2005-2006 INCR/DECR (5)	2005-2006 TOTAL (6)	2006-2007 INCR/DECR (7)	2006-2007 TOTAL (8)
REQUIREMENTS							
53 2140 INFORMATN TECHNOLOGY SVC	0	515,312	515,312	-515,312	0	-515,312	0
TOTAL PURCHASED SERVICES	0	515,312	515,312	-515,312	0	-515,312	0
53 6142 DAY CARE SUBSIDY/STATE	36,890,497	30,000,000	30,000,000	515,312	30,515,312	515,312	30,515,312
53 6149 STATE MATCH	20,530,960	22,000,000	22,000,000	0	22,000,000	0	22,000,000
53 6412 NEEDS & RESOURCES	556,909	0	0	0	0	0	0
53 6489 SMART START-WAGES	7,596,366	4,283,076	4,283,076	3,116,924	7,400,000	3,116,924	7,400,000
53 6496 PROFESSNL DEV CONTRACTS	55,333	75,000	75,000	0	75,000	0	75,000
53 6497 NCPC LOCAL SS FUNDS	109,600,000	123,361,561	123,361,561	-5,203,552	118,158,009	-5,203,552	118,158,009
53 6499 SMART START CONTRACTS	5,678,694	6,958,425	6,958,425	0	6,958,425	0	6,958,425
TOTAL AID & PUBLIC ASSISTANCE	180,908,759	186,678,062	186,678,062	-1,571,316	185,106,746	-1,571,316	185,106,746
53 81J1 TRF TO B/C 14440 DSS	5,433,330	2,993,722	2,993,722	2,086,628	5,080,350	2,086,628	5,080,350
53 8140 TRANS TO DSS-CO. ADMIN	-1	0	0	0	0	0	0
53 8991 TRF TO SUBSEQUENT FY	24,943	0	0	0	0	0	0
TOTAL INTRAGOVERNMENTAL TRANSACT	5,458,272	2,993,722	2,993,722	2,086,628	5,080,350	2,086,628	5,080,350
TOTAL REQUIREMENTS	186,367,031	190,187,096	190,187,096	0	190,187,096	0	190,187,096
ESTIMATED RECEIPTS							
43 81D1 TRF FROM 14410	361,000	0	0	0	0	0	0
43 81F1 TRF FM 14420 FUND 1993	220,852	0	0	0	0	0	0
TOTAL RECEIPTS	581,852	0	0	0	0	0	0
NET APPROPRIATION	185,785,179	190,187,096	190,187,096	0	190,187,096	0	190,187,096

Fund Detail

14420 DHHS - Division of Child Development

1811 Child Development Services

DESCRIPTION (1)	2003-2004 ACTUAL (2)	2004-2005 CERTIFIED (3)	2004-2005 AUTHORIZED (4)	2005-2006 INCR/DECR (5)	2005-2006 TOTAL (6)	2006-2007 INCR/DECR (7)	2006-2007 TOTAL (8)
REQUIREMENTS							
53 6141 SSBG SERVICES	3,000,000	6,269,309	6,269,309	0	6,269,309	0	6,269,309
53 6142 DAY CARE SUBSIDY/STATE	18,975,629	23,851,054	23,851,054	0	23,851,054	0	23,851,054
53 6145 CCDF MANDATORY SUBSIDY	56,036,758	54,846,257	54,846,257	0	54,846,257	0	54,846,257
53 6146 TANF CC MOE	38,000,003	38,000,000	38,000,000	0	38,000,000	0	38,000,000
53 6147 CCDF DISCRET. SUBSIDY	140,652,221	127,909,004	127,909,004	0	127,909,004	0	127,909,004
53 6148 CCDF MATCH.-FEDERAL	41,378,712	40,040,237	40,040,237	0	40,040,237	0	40,040,237
53 6149 STATE MATCH	4,011,306	7,302,436	7,302,436	0	7,302,436	0	7,302,436
53 6150 TANF SUBSIDY	26,621,244	34,512,238	34,512,238	0	34,512,238	0	34,512,238
53 6490 R & R GRANTS	2,650,248	3,000,000	3,000,000	0	3,000,000	0	3,000,000
53 6602 H.S.SUPP.HANDICAP	155,487	148,329	148,329	0	148,329	0	148,329
53 6691 TEACH	2,973,612	3,338,000	3,338,000	0	3,338,000	0	3,338,000
53 6997 ICC SUPPORT	28,479	0	0	0	0	0	0
53 6998 OTHER GRANTS	11,687,260	14,301,425	14,301,425	23,348	14,324,773	13,430	14,314,855
TOTAL AID & PUBLIC ASSISTANCE	346,170,959	353,518,289	353,518,289	23,348	353,541,637	13,430	353,531,719
53 81J1 TRF TO B/C 14440 DSS	4,100,000	0	0	0	0	0	0
53 8991 TRF TO SUBSEQUENT FY	10,000	0	0	0	0	0	0
TOTAL INTRAGOVERNMENTAL TRANSACT	4,110,000	0	0	0	0	0	0
TOTAL REQUIREMENTS	350,280,959	353,518,289	353,518,289	23,348	353,541,637	13,430	353,531,719
ESTIMATED RECEIPTS							
43 81D1 TRF FROM 14410	1,341,612	738,000	738,000	0	738,000	0	738,000
53 882E CCDF-MANDATORY	56,677,628	55,413,007	55,413,007	0	55,413,007	0	55,413,007
53 882F CCDF-MATCHING FUNDS	41,378,714	40,040,237	40,040,237	0	40,040,237	0	40,040,237
53 882H CCDF-DISCRETIONARY	69,584,160	63,199,128	63,199,128	23,348	63,222,476	13,430	63,212,558
53 885C PROG FOR INF. & TODDLERS	28,479	0	0	0	0	0	0
53 887Q SSBG	3,000,000	6,269,309	6,269,309	0	6,269,309	0	6,269,309
53 888K TANF	111,083,430	115,805,118	115,805,118	0	115,805,118	0	115,805,118

Fund Detail

14420 DHHS - Division of Child Development

1811 Child Development Services

DESCRIPTION (1)	2003-2004 ACTUAL (2)	2004-2005 CERTIFIED (3)	2004-2005 AUTHORIZED (4)	2005-2006 INCR/DECR (5)	2005-2006 TOTAL (6)	2006-2007 INCR/DECR (7)	2006-2007 TOTAL (8)
TOTAL RECEIPTS	283,094,023	281,464,799	281,464,799	23,348	281,488,147	13,430	281,478,229

NET APPROPRIATION	67,186,936	72,053,490	72,053,490	0	72,053,490	0	72,053,490

Fund Detail

14420 DHHS - Division of Child Development

1992 Prior Year Earned Revenue

DESCRIPTION (1)	2003-2004 ACTUAL (2)	2004-2005 CERTIFIED (3)	2004-2005 AUTHORIZED (4)	2005-2006 INCR/DECR (5)	2005-2006 TOTAL (6)	2006-2007 INCR/DECR (7)	2006-2007 TOTAL (8)
ESTIMATED RECEIPTS							
53 882C HEADSTART COLLAB.	7,880	0	0	0	0	0	0
53 882E CCDF-MANDATORY	-936	0	0	0	0	0	0
53 882F CCDF-MATCHING FUNDS	-298,657	0	0	0	0	0	0
53 882H CCDF-DISCRETIONARY	604,774	0	0	0	0	0	0
53 885C PROG FOR INF. & TODDLERS	8,571	0	0	0	0	0	0
53 887B FSA FFY96	-302	0	0	0	0	0	0
53 887Q SSBG	-2	0	0	0	0	0	0
53 888K TANF	1	0	0	0	0	0	0

TOTAL RECEIPTS	321,329	0	0	0	0	0	0

NET APPROPRIATION	-321,329	0	0	0	0	0	0

Fund Detail

14420 DHHS - Division of Child Development

1993 Prior Year Unearned Revenue

DESCRIPTION (1)	2003-2004 ACTUAL (2)	2004-2005 CERTIFIED (3)	2004-2005 AUTHORIZED (4)	2005-2006 INCR/DECR (5)	2005-2006 TOTAL (6)	2006-2007 INCR/DECR (7)	2006-2007 TOTAL (8)
REQUIREMENTS							
53 2800 COMMUNICATION&DATA PROC	-277	0	0	0	0	0	0
TOTAL PURCHASED SERVICES	-277	0	0	0	0	0	0
53 6490 R & R GRANTS	-6,830	0	0	0	0	0	0
53 6998 OTHER GRANTS	-8	0	0	0	0	0	0
TOTAL AID & PUBLIC ASSISTANCE	-6,838	0	0	0	0	0	0
53 81F1 TRF TO B/C 14420 DCD	2,842,852	0	0	0	0	0	0
TOTAL INTRAGOVERNMENTAL TRANSACT	2,842,852	0	0	0	0	0	0
TOTAL REQUIREMENTS	2,835,737	0	0	0	0	0	0
ESTIMATED RECEIPTS							
53 8303 PYR STATE DC PAYMENTS	225	0	0	0	0	0	0
53 8304 PYR-SMART START	3,387,977	0	0	0	0	0	0
53 8305 PRIOR PERIOD REFUND	39,693	0	0	0	0	0	0
53 8311 PYR OTHER GRANTS	31,000	0	0	0	0	0	0
53 882H CCDF-DISCRETIONARY	-6,838	0	0	0	0	0	0
TOTAL RECEIPTS	3,452,057	0	0	0	0	0	0
NET APPROPRIATION	-616,320	0	0	0	0	0	0

Summary by Purpose

14424 DHHS - Office of Education Services

DESCRIPTION (1)	2003-2004 ACTUAL (2)	2004-2005 CERTIFIED (3)	2004-2005 AUTHORIZED (4)	2005-2006 INCR/DECR (5)	2005-2006 TOTAL (6)	2006-2007 INCR/DECR (7)	2006-2007 TOTAL (8)
REQUIREMENTS							
1101 WEST NC SCHOOL FOR DEAF	7,832,116	8,402,459	8,394,665	321,282	8,715,947	636,358	9,031,023
1201 EAST NC SCHOOL FOR DEAF	8,507,404	9,621,766	9,463,341	491,192	9,954,533	545,294	10,008,635
1301 CENTRAL NC SCHL FOR DEAF	81,821	0	0	0	0	0	0
1405 GOVERNOR MOREHEAD SCHOOL	7,503,539	7,904,860	7,897,911	359,225	8,257,136	402,659	8,300,570
1406 Gov Morehead Preschool	2,745,546	3,094,485	3,107,082	49,619	3,156,701	57,849	3,164,931
1505 EI Services-Preschool	2,432,220	2,891,195	2,855,079	11,400	2,866,479	14,805	2,869,884
1701 FAMILY RESOURCE CENTERS	594,238	737,038	737,038	0	737,038	0	737,038
1801 CENTRAL ADMINISTRATION	2,142,553	2,200,358	2,391,267	13,796	2,405,063	16,677	2,407,944
1991 INDIRECT RESERVES	0	21,634	21,634	0	21,634	0	21,634
TOTAL REQUIREMENTS	31,839,437	34,873,795	34,868,017	1,246,514	36,114,531	1,673,642	36,541,659
ESTIMATED RECEIPTS							
1101 WEST NC SCHOOL FOR DEAF	289,525	172,800	172,800	0	172,800	0	172,800
1201 EAST NC SCHOOL FOR DEAF	109,844	138,575	138,575	2,500	141,075	0	138,575
1301 CENTRAL NC SCHL FOR DEAF	12	0	0	0	0	0	0
1405 GOVERNOR MOREHEAD SCHOOL	846,534	655,965	655,965	2,000	657,965	2,000	657,965
1406 Gov Morehead Preschool	77,721	128,363	128,363	0	128,363	0	128,363
1505 EI Services-Preschool	57,094	0	0	0	0	0	0
1701 FAMILY RESOURCE CENTERS	25,053	0	0	0	0	0	0
1801 CENTRAL ADMINISTRATION	967,351	1,140,427	1,140,427	0	1,140,427	0	1,140,427
1991 INDIRECT RESERVES	0	21,634	21,634	0	21,634	0	21,634
1992 PRIOR YEAR REVENUE	54	0	0	0	0	0	0
TOTAL RECEIPTS	2,373,188	2,257,764	2,257,764	4,500	2,262,264	2,000	2,259,764
NET APPROPRIATION	29,466,249	32,616,031	32,610,253	1,242,014	33,852,267	1,671,642	34,281,895

Summary by Account

14424 DHHS - Office of Education Services

DESCRIPTION (1)	2003-2004 ACTUAL (2)	2004-2005 CERTIFIED (3)	2004-2005 AUTHORIZED (4)	2005-2006 INCR/DECR (5)	2005-2006 TOTAL (6)	2006-2007 INCR/DECR (7)	2006-2007 TOTAL (8)
REQUIREMENTS							
53 1211 SPA-REG SALARIES-APPR	9,089,657	10,308,204	10,066,464	0	10,066,464	0	10,066,464
53 1251 SPA-TEACH SALARIES-APPRO	8,811,073	9,886,049	10,125,843	0	10,125,843	0	10,125,843
53 1254 SPA TEACH SUPP-APPROP.	409,081	641,354	641,354	0	641,354	0	641,354
53 1255 SPA TEACH SUPP-RECEIPT	164,288	0	0	0	0	0	0
53 1256 TEACH SUPPLEMENT UNDESIG	22,165	0	0	0	0	0	0
53 1311 REG(N S) TEMP WAGES-APPR	336,305	425,730	425,730	0	425,730	0	425,730
53 1351 STUDENT TEMPORARY WAGES	3,152	7,334	7,334	0	7,334	0	7,334
53 1411 OT PAY - APPROPRIATED	48,986	156,104	156,104	0	156,104	0	156,104
53 1421 HOLIDAY PAY - APPRO	2,877	2,171	2,171	609	2,780	609	2,780
53 1431 10% SHIFT PAY	195,972	200,693	200,693	0	200,693	0	200,693
53 1441 CALLBK/STBY PREM PAY-APP	0	402	402	0	402	0	402
53 1452 DUAL EMPL WAGES-RECPTS	18,200	0	0	0	0	0	0
53 1461 EPA&SPA-LONGVTY PAY-APPR	324,592	328,140	328,140	70,456	398,596	97,547	425,687
53 1511 SOCIAL SEC CONTRIB-APPRO	1,436,182	1,679,400	1,679,251	5,437	1,684,688	7,510	1,686,761
53 1512 SOCIAL SEC CONTRIB-RECPT	13,677	15	15	0	15	0	15
53 1513 SOCIAL SEC CONTRIB-UNDES	923	0	0	0	0	0	0
53 1514 SOC SECURITY-INDIRECT CO	113	0	0	0	0	0	0
53 1521 REG RETIRE CONTRIB-APPRO	641,208	1,251,686	1,251,134	4,133	1,255,267	5,710	1,256,844
53 1522 REG RETIRE CONTRIB-RECPT	5,550	987	987	0	987	0	987
53 1523 REG RETIRE CONTRIB-UNDES	268	0	0	0	0	0	0
53 1524 REG RETIRE-INDIRECT COST	598	0	0	0	0	0	0
53 1561 MED INS CONTRIB-APPRO	1,798,189	2,189,989	2,186,059	0	2,186,059	0	2,186,059
53 1572 UNEMP COMP PAYMNTS TO ES	101,740	4,884	4,884	25,165	30,049	25,165	30,049
53 1625 ST DISABILITY PMT	15,631	52,638	52,638	3,330	55,968	3,330	55,968
53 1627 ST DISABILITY PMT-APPROP	56,652	0	0	0	0	0	0
53 1631 WRKER COMP-MED PAYMENTS	264,519	91,131	91,131	137,828	228,959	137,828	228,959
53 1649 OTH SPECIAL PROGRAM WAGE	6,495	20,000	20,000	6,302	26,302	6,302	26,302
53 1651 COMPENSATION TO BOARD ME	255	0	0	0	0	0	0
TOTAL PERSONAL SERVICES	23,768,348	27,246,911	27,240,334	253,260	27,493,594	284,001	27,524,335
53 2110 LEGAL FEES	0	783	783	0	783	0	783
53 2131 HOSPITAL PROVIDED MED SER	30	7,367	7,367	0	7,367	0	7,367
53 2140 INFORMATN TECHNOLOGY SVC	1,236	2,280	2,280	0	2,280	0	2,280
53 2150 ACADEMIC SERVICES	0	90	90	0	90	0	90
53 2170 ADMIN SERVICES	103,190	166,888	75,958	0	75,958	0	75,958
53 2181 WRKSHOP/CONF EXP-FOOD SE	0	500	500	0	500	0	500

Summary by Account

14424 DHHS - Office of Education Services

DESCRIPTION (1)	2003-2004 ACTUAL (2)	2004-2005 CERTIFIED (3)	2004-2005 AUTHORIZED (4)	2005-2006 INCR/DECR (5)	2005-2006 TOTAL (6)	2006-2007 INCR/DECR (7)	2006-2007 TOTAL (8)
53 2182 LAUNDRY SER AGREEMENT	2,779	8,533	8,533	0	8,533	0	8,533
53 2185 WASTE SERVICE	22,578	35,044	34,634	0	34,634	0	34,634
53 2186 SECURITY CONTRACTS	61,333	139,215	139,215	0	139,215	0	139,215
53 2187 PEST CONTROL SERVICES	3,750	0	0	0	0	0	0
53 2191 DUAL EMP PAY TO AGENCY	16,625	0	0	0	0	0	0
53 2193 TRANSPORTATION SVCS	531,417	716,272	716,272	0	716,272	0	716,272
53 2199 MISC CONTRACTUAL SERVICE	390,410	244,887	322,067	228,015	550,082	228,015	550,082
53 2200 UTILITY/ENERGY SERVICES	1,534,149	1,301,065	1,291,815	365,118	1,656,933	408,640	1,700,455
53 2300 REPAIR SERVICES	290,297	366,823	351,378	0	351,378	0	351,378
53 2400 MAINTENANCE AGREEMENTS	83,512	85,202	94,402	0	94,402	0	94,402
53 2500 RENTALS/LEASES	371,667	451,643	391,048	26,219	417,267	26,752	417,800
53 2700 TRAVEL&OTHER EMPLOYEE EX	364,868	697,768	659,250	2,920	662,170	2,920	662,170
53 2800 COMMUNICATION&DATA PROC	398,220	373,253	420,616	2,854	423,470	2,854	423,470
53 2900 OTHER SERVICES	89,676	124,624	176,725	0	176,725	0	176,725
TOTAL PURCHASED SERVICES	4,265,737	4,722,237	4,692,933	625,126	5,318,059	669,181	5,362,114
53 3100 GENERAL ADMIN SUPPLIES	153,551	118,916	136,930	0	136,930	0	136,930
53 3200 FACILITY & HARDWARE SUPP	192,230	152,291	209,682	0	209,682	0	209,682
53 3300 VEHICLE/EQUIP OPER SUPPL	75,596	151,643	164,103	11,400	175,503	11,400	175,503
53 3400 FOOD & DIETARY SUPPLIES	392,937	334,353	335,701	75,678	411,379	79,730	415,431
53 3500 CLOTHING & RECREATNL SUP	14,830	12,930	15,518	0	15,518	0	15,518
53 3600 DRUGS/PHARMACEUTICAL SUP	20,957	22,432	23,484	2,438	25,922	2,737	26,221
53 3700 RESEARCH/DEVELOP& ED SUP	280,466	353,270	295,054	37,789	332,843	46,503	341,557
53 3900 OTHER MATERIALS & SUPP	28,787	29,947	21,486	300	21,786	300	21,786
TOTAL SUPPLIES	1,159,354	1,175,782	1,201,958	127,605	1,329,563	140,670	1,342,628
53 4500 EQUIPMENT	809,764	559,014	568,021	189,471	757,492	89,457	657,478
53 4600 ART,OTHER ARTIFACT & LIT	187,557	172,845	164,390	51,052	215,442	58,783	223,173
53 4700 INTANGIBLE ASSETS	34,770	18,624	15,624	0	15,624	0	15,624
TOTAL PROPERTY, PLANT & EQUIPMT	1,032,091	750,483	748,035	240,523	988,558	148,240	896,275
53 5100 LEGAL, LICENSE&PERMIT CST	2,981	1,667	6,774	0	6,774	0	6,774
53 5200 PENSION PAYMENTS	0	8,284	8,284	0	8,284	0	8,284
53 5800 OTHER ADMINISTRATIVE EXP	86,667	126,350	135,550	0	135,550	0	135,550

Summary by Account

14424 DHHS - Office of Education Services

DESCRIPTION (1)	2003-2004 ACTUAL (2)	2004-2005 CERTIFIED (3)	2004-2005 AUTHORIZED (4)	2005-2006 INCR/DECR (5)	2005-2006 TOTAL (6)	2006-2007 INCR/DECR (7)	2006-2007 TOTAL (8)
53 5900 OTHER EXPENSES	8,837	11,066	11,766	0	11,766	0	11,766
TOTAL OTHER EXPENSES & ADJUSTMEN	98,485	147,367	162,374	0	162,374	0	162,374
53 6911 AID TO NON-GOVERN. UNITS	594,238	737,038	737,038	0	737,038	0	737,038
53 6968 CONTRACTS - UNIVERSITIES	3,200	63,511	63,511	0	63,511	0	63,511
TOTAL AID & PUBLIC ASSISTANCE	597,438	800,549	800,549	0	800,549	0	800,549
53 7147 RESERVE-ENCSD INDEPENDEN	0	0	0	0	0	131,550	131,550
53 7180 RESERVE-NCSH HOEY HALL	0	0	0	0	0	175,000	175,000
53 7181 NCSH CONTINUATION BUDGET	0	0	0	0	0	125,000	125,000
TOTAL RESERVES	0	0	0	0	0	431,550	431,550
53 8010 DEPENDENT CARE-OP TFR	13,457	0	200	0	200	0	200
53 81D1 TRANSFER TO B/C 14410	2	0	0	0	0	0	0
53 81G2 TRF TO B/C 24424	22,522	0	0	0	0	0	0
53 81J1 TRF TO B/C 14440 DSS	800,000	0	0	0	0	0	0
53 81N1 TRANSFER TO 14480 DVR	7,827	0	0	0	0	0	0
53 8101 TRANSFER TO WNCSD	0	12,431	12,431	0	12,431	0	12,431
53 8102 TRANSFER TO ENCSH	0	9,199	9,199	0	9,199	0	9,199
53 8105 TRANSF TO DHHS CONTROLLE	0	4	4	0	4	0	4
53 8117 TRANSFER TO DIRM	0	8,832	0	0	0	0	0
53 8991 TRANS TO SUBSEQUENT FY	74,176	0	0	0	0	0	0
TOTAL INTRAGOVERNMENTAL TRANSACT	917,984	30,466	21,834	0	21,834	0	21,834
TOTAL REQUIREMENTS	31,839,437	34,873,795	34,868,017	1,246,514	36,114,531	1,673,642	36,541,659
ESTIMATED RECEIPTS							
43 2401 ERATE REVENUE	8,347	8,669	8,669	0	8,669	0	8,669
43 2531 EDS-FEDERAL	120	3,697	3,697	0	3,697	0	3,697
43 2540 CHILD NUTRITION SUPPORT	142,682	0	197,165	0	197,165	0	197,165

Summary by Account

14424 DHHS - Office of Education Services

DESCRIPTION (1)	2003-2004 ACTUAL (2)	2004-2005 CERTIFIED (3)	2004-2005 AUTHORIZED (4)	2005-2006 INCR/DECR (5)	2005-2006 TOTAL (6)	2006-2007 INCR/DECR (7)	2006-2007 TOTAL (8)
43 4150 SALE OF MEALS TO STAFF	82,253	132,402	132,402	0	132,402	0	132,402
43 4200 HOSPITAL & MEDICAL SALES	448	0	0	0	0	0	0
43 4320 SALE OF SURPLUS PROPERTY	8,143	22,700	22,700	4,500	27,200	2,000	24,700
43 4390 OTHER SALES OF GOODS & P	0	200	200	0	200	0	200
43 4410 RENTAL OF REAL PROPERTY	26,025	20,675	20,675	0	20,675	0	20,675
43 4420 RENTAL OF EQUIPMENT	44	0	0	0	0	0	0
43 5800 PRESCHOOL TUITION & FEES	2,138	0	0	0	0	0	0
43 5900 OTHER LIC,FEES/PERMITS	0	761	761	0	761	0	761
43 6200 NONCAPITAL GIFTS	0	1,000	1,000	0	1,000	0	1,000
43 7990 OTHER MISC REV-PROGRAM	5,835	48,912	48,912	0	48,912	0	48,912
43 7992 IMP/PETTY CASH RE-DEPOSI	4,900	4,900	4,900	0	4,900	0	4,900
43 81C1 TRANS FR BC 14430 DPH	25,000	0	0	0	0	0	0
43 8103 DHR-PUB.ED-REMEDICATION F	0	13,012	13,012	0	13,012	0	13,012
43 8109 DEPT ED-ECIA CHAP.I-HAND	0	21,634	21,634	0	21,634	0	21,634
43 8128 TRANS. FROM FUND 1991	0	21,630	21,630	0	21,630	0	21,630
43 8140 CHILD NUTRITION SUPPORT	0	197,165	0	0	0	0	0
43 8160 DEPT CULT. RES-LIBRARY G	0	6,800	6,800	0	6,800	0	6,800
43 819M TRF FROM B/C 13510 DPI	910,994	1,120,427	1,120,427	0	1,120,427	0	1,120,427
53 8220 REIMBURSEMENT-DUAL EMPLO	14,264	0	0	0	0	0	0
53 8344 REIMBURSEMENT FROM DMA	11,657	0	0	0	0	0	0
53 8362 RENT-DEVELOP DISABILITY	0	2,000	2,000	0	2,000	0	2,000
53 8363 RENT-RURAL HEALTH	133,630	49,245	49,245	0	49,245	0	49,245
53 8370 REIMBURSEMENT-FAC USE	152	0	0	0	0	0	0
53 8377 RENT-DSB	585,399	407,561	407,561	0	407,561	0	407,561
53 8378 RENT-DEC	0	26,211	26,211	0	26,211	0	26,211
53 885C EARLY INTERVENTION GRANT	152,667	148,163	148,163	0	148,163	0	148,163
43 8980 PRIOR FY TRANSFER	258,490	0	0	0	0	0	0

TOTAL RECEIPTS	2,373,188	2,257,764	2,257,764	4,500	2,262,264	2,000	2,259,764

NET APPROPRIATION	29,466,249	32,616,031	32,610,253	1,242,014	33,852,267	1,671,642	34,281,895

Position Counts Summary by Purpose

14424 DHHS - Office of Education Services

DESCRIPTION (1)	2003-2004 ACTUAL (2)	2004-2005 CERTIFIED (3)	2004-2005 AUTHORIZED (4)	2005-2006 INCR/DECR (5)	2005-2006 TOTAL (6)	2006-2007 INCR/DECR (7)	2006-2007 TOTAL (8)
REQUIREMENTS							

1101 WEST NC SCHOOL FOR DEAF	174.12	174.12	174.12	.00	174.12	.00	174.12
1201 EAST NC SCHOOL FOR DEAF	193.00	195.25	190.25	2.75	193.00	2.75	193.00
1405 GOVERNOR MOREHEAD SCHOOL	156.00	155.00	156.00	-1.00	155.00	-1.00	155.00
1406 Gov Morehead Preschool	48.75	48.75	48.75	.00	48.75	.00	48.75
1505 EI Services-Preschool	47.00	46.75	45.75	.25	46.00	.25	46.00
1801 CENTRAL ADMINISTRATION	12.00	9.00	12.00	.00	12.00	.00	12.00

TOTAL REQUIREMENTS	630.87	628.87	626.87	2.00	628.87	2.00	628.87

Position Counts Summary by Account

14424 DHHS - Office of Education Services

DESCRIPTION (1)	2003-2004 ACTUAL (2)	2004-2005 CERTIFIED (3)	2004-2005 AUTHORIZED (4)	2005-2006 INCR/DECR (5)	2005-2006 TOTAL (6)	2006-2007 INCR/DECR (7)	2006-2007 TOTAL (8)
REQUIREMENTS							
53 1211 SPA-REG SALARIES-APPR	397.87	399.87	391.87	3.00	394.87	3.00	394.87
53 1251 SPA-TEACH SALARIES-APPRO	233.00	229.00	235.00	-1.00	234.00	-1.00	234.00
TOTAL REQUIREMENTS	630.87	628.87	626.87	2.00	628.87	2.00	628.87

Fund Detail

14424 DHHS - Office of Education Services

1101 Western NC School for the Deaf

DESCRIPTION (1)	2003-2004 ACTUAL (2)	2004-2005 CERTIFIED (3)	2004-2005 AUTHORIZED (4)	2005-2006 INCR/DECR (5)	2005-2006 TOTAL (6)	2006-2007 INCR/DECR (7)	2006-2007 TOTAL (8)
REQUIREMENTS							
53 1211 SPA-REG SALARIES-APPR	2,772,870	2,995,778	2,989,682	0	2,989,682	0	2,989,682
53 1251 SPA-TEACH SALARIES-APPRO	1,913,075	2,132,063	2,130,731	0	2,130,731	0	2,130,731
53 1254 SPA TEACH SUPP-APPROP.	92,673	148,585	148,585	0	148,585	0	148,585
53 1255 SPA TEACH SUPP-RECEIPT	78,922	0	0	0	0	0	0
53 1256 TEACH SUPPLEMENT UNDESIG	7,700	0	0	0	0	0	0
53 1311 REG(N S) TEMP WAGES-APPR	166,177	236,000	236,000	0	236,000	0	236,000
53 1411 OT PAY - APPROPRIATED	2,841	47,814	47,814	0	47,814	0	47,814
53 1421 HOLIDAY PAY - APPRO	0	545	545	0	545	0	545
53 1431 10% SHIFT PAY	74,778	70,226	70,226	0	70,226	0	70,226
53 1452 DUAL EMPL WAGES-RECPTS	13,200	0	0	0	0	0	0
53 1461 EPA&SPA-LONGVTY PAY-APPR	82,677	83,574	83,574	17,022	100,596	22,637	106,211
53 1511 SOCIAL SEC CONTRIB-APPRO	382,024	437,168	436,906	1,303	438,209	1,732	438,638
53 1512 SOCIAL SEC CONTRIB-RECPT	6,955	15	15	0	15	0	15
53 1513 SOCIAL SEC CONTRIB-UNDES	263	0	0	0	0	0	0
53 1514 SOC SECURITY-INDIRECT CO	113	0	0	0	0	0	0
53 1521 REG RETIRE CONTRIB-APPRO	166,492	317,930	317,826	990	318,816	1,317	319,143
53 1522 REG RETIRE CONTRIB-RECPT	2,698	987	987	0	987	0	987
53 1523 REG RETIRE CONTRIB-UNDES	84	0	0	0	0	0	0
53 1524 REG RETIRE-INDIRECT COST	598	0	0	0	0	0	0
53 1561 MED INS CONTRIB-APPRO	517,088	604,032	604,032	0	604,032	0	604,032
53 1572 UNEMP COMP PAYMNTS TO ES	8,438	4,884	4,884	0	4,884	0	4,884
53 1625 ST DISABILITY PMT	9,000	15,000	15,000	0	15,000	0	15,000
53 1627 ST DISABILITY PMT-APPROP	19,914	0	0	0	0	0	0
53 1631 WRKER COMP-MED PAYMENTS	34,681	11,221	11,221	23,460	34,681	23,460	34,681
53 1649 OTH SPECIAL PROGRAM WAGE	4,485	0	0	6,302	6,302	6,302	6,302
TOTAL PERSONAL SERVICES	6,357,746	7,105,822	7,098,028	49,077	7,147,105	55,448	7,153,476
53 2131 HOSPITAL PROVDED MED SER	0	548	548	0	548	0	548
53 2140 INFORMATN TECHNOLOGY SVC	1,236	2,280	2,280	0	2,280	0	2,280
53 2170 ADMIN SERVICES	2,297	0	0	0	0	0	0
53 2182 LAUNDRY SER AGREEMENT	1,305	3,477	3,477	0	3,477	0	3,477
53 2185 WASTE SERVICE	5,896	24,998	24,998	0	24,998	0	24,998
53 2191 DUAL EMP PAY TO AGENCY	16,625	0	0	0	0	0	0
53 2199 MISC CONTRACTUAL SERVICE	24,033	74,678	74,678	0	74,678	0	74,678
53 2200 UTILITY/ENERGY SERVICES	565,541	449,392	426,128	173,919	600,047	190,603	616,731
53 2300 REPAIR SERVICES	1,800	11,236	0	0	0	0	0
53 2400 MAINTENANCE AGREEMENTS	12,776	13,225	22,425	0	22,425	0	22,425
53 2500 RENTALS/LEASES	11,749	18,451	31,451	0	31,451	0	31,451
53 2700 TRAVEL&OTHER EMPLOYEE EX	10,809	17,941	25,104	458	25,562	458	25,562
53 2800 COMMUNICATION&DATA PROC	88,859	106,170	123,049	0	123,049	0	123,049

Fund Detail

14424 DHHS - Office of Education Services

1101 Western NC School for the Deaf

DESCRIPTION (1)	2003-2004 ACTUAL (2)	2004-2005 CERTIFIED (3)	2004-2005 AUTHORIZED (4)	2005-2006 INCR/DECR (5)	2005-2006 TOTAL (6)	2006-2007 INCR/DECR (7)	2006-2007 TOTAL (8)
REQUIREMENTS							
53 2900 OTHER SERVICES	30,490	46,578	61,078	0	61,078	0	61,078
TOTAL PURCHASED SERVICES	773,416	768,974	795,216	174,377	969,593	191,061	986,277
53 3100 GENERAL ADMIN SUPPLIES	11,138	9,946	17,546	0	17,546	0	17,546
53 3200 FACILITY & HARDWARE SUPP	38,643	31,159	32,500	0	32,500	0	32,500
53 3300 VEHICLE/EQUIP OPER SUPPL	4,902	20,258	13,468	6,352	19,820	6,352	19,820
53 3400 FOOD & DIETARY SUPPLIES	131,278	92,257	94,005	41,474	135,479	43,312	137,317
53 3500 CLOTHING & RECREATNL SUP	6,767	5,000	12,000	0	12,000	0	12,000
53 3600 DRUGS/PHARMACEUTICAL SUP	5,641	5,841	4,259	2,438	6,697	2,737	6,996
53 3700 RESEARCH/DEVELOP& ED SUP	51,357	161,603	106,437	0	106,437	0	106,437
TOTAL SUPPLIES	249,726	326,064	280,215	50,264	330,479	52,401	332,616
53 4500 EQUIPMENT	216,720	141,150	148,806	43,757	192,563	32,757	181,563
53 4600 ART,OTHER ARTIFACT & LIT	37,586	44,238	36,582	3,807	40,389	4,691	41,273
TOTAL PROPERTY, PLANT & EQUIPMT	254,306	185,388	185,388	47,564	232,952	37,448	222,836
53 5100 LEGAL, LICENSE&PERMIT CST	2,320	1,667	2,274	0	2,274	0	2,274
53 5800 OTHER ADMINISTRATIVE EXP	13,322	12,111	30,411	0	30,411	0	30,411
53 5900 OTHER EXPENSES	2,906	2,433	3,133	0	3,133	0	3,133
TOTAL OTHER EXPENSES & ADJUSTMEN	18,548	16,211	35,818	0	35,818	0	35,818
53 7180 RESERVE-NCSD HOEY HALL	0	0	0	0	0	175,000	175,000
53 7181 NCSD CONTINUATION BUDGET	0	0	0	0	0	125,000	125,000
TOTAL RESERVES	0	0	0	0	0	300,000	300,000
53 8010 DEPENDENT CARE-OP TFR	3,374	0	0	0	0	0	0
53 81J1 TRF TO B/C 14440 DSS	175,000	0	0	0	0	0	0
TOTAL INTRAGOVERNMENTAL TRANSACT	178,374	0	0	0	0	0	0

Fund Detail

14424 DHHS - Office of Education Services

1101 Western NC School for the Deaf

DESCRIPTION (1)	2003-2004 ACTUAL (2)	2004-2005 CERTIFIED (3)	2004-2005 AUTHORIZED (4)	2005-2006 INCR/DECR (5)	2005-2006 TOTAL (6)	2006-2007 INCR/DECR (7)	2006-2007 TOTAL (8)
<hr/>							
TOTAL REQUIREMENTS	7,832,116	8,402,459	8,394,665	321,282	8,715,947	636,358	9,031,023
<hr/>							
ESTIMATED RECEIPTS							
<hr/>							
43 2540 CHILD NUTRITION SUPPORT	63,484	0	68,108	0	68,108	0	68,108
43 4150 SALE OF MEALS TO STAFF	33,041	11,870	11,870	0	11,870	0	11,870
43 4320 SALE OF SURPLUS PROPERTY	2,390	16,000	16,000	0	16,000	0	16,000
43 4390 OTHER SALES OF GOODS & P	0	200	200	0	200	0	200
43 4410 RENTAL OF REAL PROPERTY	26,025	20,675	20,675	0	20,675	0	20,675
43 5900 OTHER LIC,FEES/PERMITS	0	761	761	0	761	0	761
43 7990 OTHER MISC REV-PROGRAM	3,108	26,604	26,604	0	26,604	0	26,604
43 7992 IMP/PETTY CASH RE-DEPOSI	2,000	2,000	2,000	0	2,000	0	2,000
43 8103 DHR-PUB.ED-REMEDICATION F	0	10,351	10,351	0	10,351	0	10,351
43 8128 TRANS. FROM FUND 1991	0	12,431	12,431	0	12,431	0	12,431
43 8140 CHILD NUTRITION SUPPORT	0	68,108	0	0	0	0	0
43 8160 DEPT CULT. RES-LIBRARY G	0	3,800	3,800	0	3,800	0	3,800
43 819M TRF FROM B/C 13510 DPI	94,754	0	0	0	0	0	0
53 8220 REIMBURSEMENT-DUAL EMPLO	8,881	0	0	0	0	0	0
53 8344 REIMBURSEMENT FROM DMA	11,657	0	0	0	0	0	0
43 8980 PRIOR FY TRANSFER	44,185	0	0	0	0	0	0
<hr/>							
TOTAL RECEIPTS	289,525	172,800	172,800	0	172,800	0	172,800
<hr/>							
NET APPROPRIATION	7,542,591	8,229,659	8,221,865	321,282	8,543,147	636,358	8,858,223

Fund Detail

14424 DHHS - Office of Education Services

1201 Eastern NC School for the Deaf

DESCRIPTION (1)	2003-2004 ACTUAL (2)	2004-2005 CERTIFIED (3)	2004-2005 AUTHORIZED (4)	2005-2006 INCR/DECR (5)	2005-2006 TOTAL (6)	2006-2007 INCR/DECR (7)	2006-2007 TOTAL (8)
REQUIREMENTS							
53 1211 SPA-REG SALARIES-APPR	2,909,451	3,462,396	3,303,366	0	3,303,366	0	3,303,366
53 1251 SPA-TEACH SALARIES-APPRO	1,794,779	2,220,644	2,325,165	0	2,325,165	0	2,325,165
53 1254 SPA TEACH SUPP-APPROP.	84,412	285,234	210,646	0	210,646	0	210,646
53 1255 SPA TEACH SUPP-RECEIPT	33,487	0	0	0	0	0	0
53 1256 TEACH SUPPLEMENT UNDESIG	3,465	0	0	0	0	0	0
53 1311 REG(N S) TEMP WAGES-APPR	81,611	128,785	128,785	0	128,785	0	128,785
53 1411 OT PAY - APPROPRIATED	1,205	44,221	44,221	0	44,221	0	44,221
53 1421 HOLIDAY PAY - APPRO	35	0	0	0	0	0	0
53 1431 10% SHIFT PAY	60,142	79,395	79,395	0	79,395	0	79,395
53 1441 CALLBK/STBY PREM PAY-APP	0	402	402	0	402	0	402
53 1461 EPA&SPA-LONGVTY PAY-APPR	80,363	88,112	88,112	16,310	104,422	21,631	109,743
53 1511 SOCIAL SEC CONTRIB-APPRO	376,234	482,509	471,592	1,247	472,839	1,655	473,247
53 1512 SOCIAL SEC CONTRIB-RECPT	2,531	0	0	0	0	0	0
53 1513 SOCIAL SEC CONTRIB-UNDES	128	0	0	0	0	0	0
53 1521 REG RETIRE CONTRIB-APPRO	167,799	357,067	351,885	948	352,833	1,258	353,143
53 1522 REG RETIRE CONTRIB-RECPT	1,121	0	0	0	0	0	0
53 1523 REG RETIRE CONTRIB-UNDES	58	0	0	0	0	0	0
53 1561 MED INS CONTRIB-APPRO	514,689	689,208	675,979	0	675,979	0	675,979
53 1572 UNEMP COMP PAYMNTS TO ES	8,040	0	0	25,165	25,165	25,165	25,165
53 1625 ST DISABILITY PMT	3,454	37,638	37,638	0	37,638	0	37,638
53 1627 ST DISABILITY PMT-APPROP	26,196	0	0	0	0	0	0
53 1631 WRKER COMP-MED PAYMENTS	150,105	33,649	33,649	86,791	120,440	86,791	120,440
53 1649 OTH SPECIAL PROGRAM WAGE	2,010	20,000	20,000	0	20,000	0	20,000
TOTAL PERSONAL SERVICES	6,301,315	7,929,260	7,770,835	130,461	7,901,296	136,500	7,907,335
53 2110 LEGAL FEES	0	783	783	0	783	0	783
53 2131 HOSPITAL PROVIDED MED SER	0	6,819	6,819	0	6,819	0	6,819
53 2150 ACADEMIC SERVICES	0	90	90	0	90	0	90
53 2170 ADMIN SERVICES	41,691	8,836	8,836	0	8,836	0	8,836
53 2181 WRKSHOP/CONF EXP-FOOD SE	0	500	500	0	500	0	500
53 2182 LAUNDRY SER AGREEMENT	778	1,556	1,556	0	1,556	0	1,556
53 2185 WASTE SERVICE	11,327	8,946	8,946	0	8,946	0	8,946
53 2186 SECURITY CONTRACTS	20,733	84,000	84,000	0	84,000	0	84,000
53 2187 PEST CONTROL SERVICES	3,750	0	0	0	0	0	0
53 2199 MISC CONTRACTUAL SERVICE	158,946	8,568	8,568	150,378	158,946	150,378	158,946
53 2200 UTILITY/ENERGY SERVICES	492,164	459,399	459,413	58,605	518,018	71,853	531,266
53 2300 REPAIR SERVICES	83,735	93,869	88,276	0	88,276	0	88,276
53 2400 MAINTENANCE AGREEMENTS	50,934	58,902	58,902	0	58,902	0	58,902
53 2500 RENTALS/LEASES	19,318	31,446	23,797	0	23,797	0	23,797
53 2700 TRAVEL&OTHER EMPLOYEE EX	9,732	28,845	13,245	309	13,554	309	13,554

Fund Detail

14424 DHHS - Office of Education Services

1201 Eastern NC School for the Deaf

DESCRIPTION (1)	2003-2004 ACTUAL (2)	2004-2005 CERTIFIED (3)	2004-2005 AUTHORIZED (4)	2005-2006 INCR/DECR (5)	2005-2006 TOTAL (6)	2006-2007 INCR/DECR (7)	2006-2007 TOTAL (8)
REQUIREMENTS							
53 2800 COMMUNICATION&DATA PROC	99,370	59,485	94,455	1,956	96,411	1,956	96,411
53 2900 OTHER SERVICES	23,632	24,987	39,271	0	39,271	0	39,271
TOTAL PURCHASED SERVICES	1,016,110	877,031	897,457	211,248	1,108,705	224,496	1,121,953
53 3100 GENERAL ADMIN SUPPLIES	36,576	36,873	34,137	0	34,137	0	34,137
53 3200 FACILITY & HARDWARE SUPP	123,081	78,915	134,765	0	134,765	0	134,765
53 3300 VEHICLE/EQUIP OPER SUPPL	13,628	22,958	22,958	0	22,958	0	22,958
53 3400 FOOD & DIETARY SUPPLIES	158,134	128,690	128,690	34,504	163,194	36,718	165,408
53 3500 CLOTHING & RECREATNL SUP	2,827	4,500	88	0	88	0	88
53 3600 DRUGS/PHARMACEUTICAL SUP	14,927	14,200	16,834	0	16,834	0	16,834
53 3700 RESEARCH/DEVELOP& ED SUP	80,320	74,229	74,229	12,580	86,809	16,030	90,259
53 3900 OTHER MATERIALS & SUPP	13,922	22,700	10,867	0	10,867	0	10,867
TOTAL SUPPLIES	443,415	383,065	422,568	47,084	469,652	52,748	475,316
53 4500 EQUIPMENT	133,208	247,570	213,940	102,399	316,339	0	213,940
53 4600 ART,OTHER ARTIFACT & LIT	8,120	23,223	22,424	0	22,424	0	22,424
53 4700 INTANGIBLE ASSETS	4,439	5,000	5,000	0	5,000	0	5,000
TOTAL PROPERTY, PLANT & EQUIPMT	145,767	275,793	241,364	102,399	343,763	0	241,364
53 5100 LEGAL, LICENSE&PERMIT CST	661	0	4,500	0	4,500	0	4,500
53 5200 PENSION PAYMENTS	0	76	76	0	76	0	76
53 5800 OTHER ADMINISTRATIVE EXP	56,915	89,097	59,097	0	59,097	0	59,097
53 5900 OTHER EXPENSES	3,281	3,933	3,933	0	3,933	0	3,933
TOTAL OTHER EXPENSES & ADJUSTMEN	60,857	93,106	67,606	0	67,606	0	67,606
53 6968 CONTRACTS - UNIVERSITIES	3,200	63,511	63,511	0	63,511	0	63,511
TOTAL AID & PUBLIC ASSISTANCE	3,200	63,511	63,511	0	63,511	0	63,511
53 7147 RESERVE-ENCSD INDEPENDEN	0	0	0	0	0	131,550	131,550
TOTAL RESERVES	0	0	0	0	0	131,550	131,550
53 8010 DEPENDENT CARE-OP TFR	3,113	0	0	0	0	0	0
53 81G2 TRF TO B/C 24424	11,601	0	0	0	0	0	0
53 81J1 TRF TO B/C 14440 DSS	450,000	0	0	0	0	0	0
53 81N1 TRANSFER TO 14480 DVR	7,827	0	0	0	0	0	0

Fund Detail

14424 DHHS - Office of Education Services

1201 Eastern NC School for the Deaf

DESCRIPTION (1)	2003-2004 ACTUAL (2)	2004-2005 CERTIFIED (3)	2004-2005 AUTHORIZED (4)	2005-2006 INCR/DECR (5)	2005-2006 TOTAL (6)	2006-2007 INCR/DECR (7)	2006-2007 TOTAL (8)
REQUIREMENTS							
53 8991 TRANS TO SUBSEQUENT FY	64,199	0	0	0	0	0	0
TOTAL INTRAGOVERNMENTAL TRANSACT	536,740	0	0	0	0	0	0
TOTAL REQUIREMENTS	8,507,404	9,621,766	9,463,341	491,192	9,954,533	545,294	10,008,635
ESTIMATED RECEIPTS							
43 2401 ERATE REVENUE	612	4,883	4,883	0	4,883	0	4,883
43 2531 EDS-FEDERAL	120	3,697	3,697	0	3,697	0	3,697
43 2540 CHILD NUTRITION SUPPORT	51,766	0	90,000	0	90,000	0	90,000
43 4150 SALE OF MEALS TO STAFF	17,954	11,500	11,500	0	11,500	0	11,500
43 4320 SALE OF SURPLUS PROPERTY	0	6,200	6,200	2,500	8,700	0	6,200
43 4420 RENTAL OF EQUIPMENT	44	0	0	0	0	0	0
43 7990 OTHER MISC REV-PROGRAM	2,013	11,896	11,896	0	11,896	0	11,896
43 7992 IMP/PETTY CASH RE-DEPOSI	1,200	1,200	1,200	0	1,200	0	1,200
43 8128 TRANS. FROM FUND 1991	0	9,199	9,199	0	9,199	0	9,199
43 8140 CHILD NUTRITION SUPPORT	0	90,000	0	0	0	0	0
43 819M TRF FROM B/C 13510 DPI	36,135	0	0	0	0	0	0
TOTAL RECEIPTS	109,844	138,575	138,575	2,500	141,075	0	138,575
NET APPROPRIATION	8,397,560	9,483,191	9,324,766	488,692	9,813,458	545,294	9,870,060

Fund Detail

14424 DHHS - Office of Education Services

1301 Central NC School for the Deaf

DESCRIPTION (1)	2003-2004 ACTUAL (2)	2004-2005 CERTIFIED (3)	2004-2005 AUTHORIZED (4)	2005-2006 INCR/DECR (5)	2005-2006 TOTAL (6)	2006-2007 INCR/DECR (7)	2006-2007 TOTAL (8)
REQUIREMENTS							
53 1211 SPA-REG SALARIES-APPR	-281	0	0	0	0	0	0
53 1561 MED INS CONTRIB-APPRO	447	0	0	0	0	0	0
53 1572 UNEMP COMP PAYMNTS TO ES	71,272	0	0	0	0	0	0
TOTAL PERSONAL SERVICES	71,438	0	0	0	0	0	0
53 2200 UTILITY/ENERGY SERVICES	1,490	-6,000	8,000	0	8,000	0	8,000
53 2800 COMMUNICATION&DATA PROC	8,893	0	0	0	0	0	0
TOTAL PURCHASED SERVICES	10,383	-6,000	8,000	0	8,000	0	8,000
53 4500 EQUIPMENT	0	6,000	-8,000	0	-8,000	0	-8,000
TOTAL PROPERTY, PLANT & EQUIPMT	0	6,000	-8,000	0	-8,000	0	-8,000
TOTAL REQUIREMENTS	81,821	0	0	0	0	0	0
ESTIMATED RECEIPTS							
43 4200 HOSPITAL & MEDICAL SALES	12	0	0	0	0	0	0
TOTAL RECEIPTS	12	0	0	0	0	0	0
NET APPROPRIATION	81,809	0	0	0	0	0	0

Fund Detail

14424 DHHS - Office of Education Services

1405 Governor Morehead School

DESCRIPTION (1)	2003-2004 ACTUAL (2)	2004-2005 CERTIFIED (3)	2004-2005 AUTHORIZED (4)	2005-2006 INCR/DECR (5)	2005-2006 TOTAL (6)	2006-2007 INCR/DECR (7)	2006-2007 TOTAL (8)
REQUIREMENTS							
53 1211 SPA-REG SALARIES-APPR	2,757,479	2,987,870	2,971,583	0	2,971,583	0	2,971,583
53 1251 SPA-TEACH SALARIES-APPRO	1,678,207	1,936,423	1,941,248	0	1,941,248	0	1,941,248
53 1254 SPA TEACH SUPP-APPROP.	84,606	101,049	101,049	0	101,049	0	101,049
53 1255 SPA TEACH SUPP-RECEIPT	51,879	0	0	0	0	0	0
53 1256 TEACH SUPPLEMENT UNDESIG	1,000	0	0	0	0	0	0
53 1311 REG(N S) TEMP WAGES-APPR	88,517	54,489	54,489	0	54,489	0	54,489
53 1351 STUDENT TEMPORARY WAGES	3,152	7,334	7,334	0	7,334	0	7,334
53 1411 OT PAY - APPROPRIATED	44,338	64,069	64,069	0	64,069	0	64,069
53 1421 HOLIDAY PAY - APPRO	2,842	1,626	1,626	609	2,235	609	2,235
53 1431 10% SHIFT PAY	61,052	51,072	51,072	0	51,072	0	51,072
53 1461 EPA&SPA-LONGVTY PAY-APPR	84,161	82,331	82,331	16,497	98,828	23,526	105,857
53 1511 SOCIAL SEC CONTRIB-APPRO	360,290	404,400	405,016	1,309	406,325	1,846	406,862
53 1512 SOCIAL SEC CONTRIB-RECPT	3,819	0	0	0	0	0	0
53 1513 SOCIAL SEC CONTRIB-UNDES	113	0	0	0	0	0	0
53 1521 REG RETIRE CONTRIB-APPRO	159,651	302,670	303,135	995	304,130	1,404	304,539
53 1522 REG RETIRE CONTRIB-RECPT	1,731	0	0	0	0	0	0
53 1523 REG RETIRE CONTRIB-UNDES	51	0	0	0	0	0	0
53 1561 MED INS CONTRIB-APPRO	456,773	531,960	535,392	0	535,392	0	535,392
53 1627 ST DISABILITY PMT-APPROP	1,223	0	0	0	0	0	0
53 1631 WRKER COMP-MED PAYMENTS	78,180	46,261	46,261	23,118	69,379	23,118	69,379
53 1651 COMPENSATION TO BOARD ME	255	0	0	0	0	0	0
TOTAL PERSONAL SERVICES	5,919,319	6,571,554	6,564,605	42,528	6,607,133	50,503	6,615,108
53 2170 ADMIN SERVICES	51,089	57,040	57,040	0	57,040	0	57,040
53 2182 LAUNDRY SER AGREEMENT	696	3,500	3,500	0	3,500	0	3,500
53 2185 WASTE SERVICE	5,220	0	0	0	0	0	0
53 2186 SECURITY CONTRACTS	40,600	55,215	55,215	0	55,215	0	55,215
53 2193 TRANSPORTATION SVCS	174	0	0	0	0	0	0
53 2199 MISC CONTRACTUAL SERVICE	82,352	4,715	4,715	77,637	82,352	77,637	82,352
53 2200 UTILITY/ENERGY SERVICES	474,265	396,974	396,974	132,594	529,568	146,184	543,158
53 2300 REPAIR SERVICES	196,897	201,936	201,936	0	201,936	0	201,936
53 2400 MAINTENANCE AGREEMENTS	9,487	1,575	1,575	0	1,575	0	1,575
53 2500 RENTALS/LEASES	25,080	36,013	36,013	0	36,013	0	36,013
53 2700 TRAVEL&OTHER EMPLOYEE EX	13,044	19,014	19,014	0	19,014	0	19,014
53 2800 COMMUNICATION&DATA PROC	74,527	76,505	76,505	898	77,403	898	77,403
53 2900 OTHER SERVICES	18,265	23,279	23,279	0	23,279	0	23,279
TOTAL PURCHASED SERVICES	991,696	875,766	875,766	211,129	1,086,895	224,719	1,100,485
53 3100 GENERAL ADMIN SUPPLIES	71,537	53,831	53,831	0	53,831	0	53,831

Fund Detail

14424 DHHS - Office of Education Services

1405 Governor Morehead School

DESCRIPTION (1)	2003-2004 ACTUAL (2)	2004-2005 CERTIFIED (3)	2004-2005 AUTHORIZED (4)	2005-2006 INCR/DECR (5)	2005-2006 TOTAL (6)	2006-2007 INCR/DECR (7)	2006-2007 TOTAL (8)
REQUIREMENTS							
53 3200 FACILITY & HARDWARE SUPP	30,306	41,717	41,717	0	41,717	0	41,717
53 3300 VEHICLE/EQUIP OPER SUPPL	12,680	13,927	13,927	1,664	15,591	1,664	15,591
53 3400 FOOD & DIETARY SUPPLIES	101,814	108,456	108,456	0	108,456	0	108,456
53 3500 CLOTHING & RECREATNL SUP	5,236	3,430	3,430	0	3,430	0	3,430
53 3600 DRUGS/PHARMACEUTICAL SUP	389	2,391	2,391	0	2,391	0	2,391
53 3700 RESEARCH/DEVELOP& ED SUP	38,062	27,838	27,838	13,344	41,182	14,981	42,819
53 3900 OTHER MATERIALS & SUPP	3,537	4,400	4,400	0	4,400	0	4,400
TOTAL SUPPLIES	263,561	255,990	255,990	15,008	270,998	16,645	272,635
53 4500 EQUIPMENT	176,432	69,180	69,180	43,315	112,495	56,700	125,880
53 4600 ART,OTHER ARTIFACT & LIT	125,447	98,420	98,420	47,245	145,665	54,092	152,512
53 4700 INTANGIBLE ASSETS	10,214	6,000	6,000	0	6,000	0	6,000
TOTAL PROPERTY, PLANT & EQUIPMT	312,093	173,600	173,600	90,560	264,160	110,792	284,392
53 5200 PENSION PAYMENTS	0	8,208	8,208	0	8,208	0	8,208
53 5800 OTHER ADMINISTRATIVE EXP	12,539	18,242	18,242	0	18,242	0	18,242
53 5900 OTHER EXPENSES	1,500	1,500	1,500	0	1,500	0	1,500
TOTAL OTHER EXPENSES & ADJUSTMEN	14,039	27,950	27,950	0	27,950	0	27,950
53 8010 DEPENDENT CARE-OP TFR	2,831	0	0	0	0	0	0
TOTAL INTRAGOVERNMENTAL TRANSACT	2,831	0	0	0	0	0	0
TOTAL REQUIREMENTS	7,503,539	7,904,860	7,897,911	359,225	8,257,136	402,659	8,300,570
ESTIMATED RECEIPTS							
43 2401 ERATE REVENUE	7,735	3,786	3,786	0	3,786	0	3,786
43 2540 CHILD NUTRITION SUPPORT	27,432	0	39,057	0	39,057	0	39,057
43 4150 SALE OF MEALS TO STAFF	31,258	109,032	109,032	0	109,032	0	109,032
43 4200 HOSPITAL & MEDICAL SALES	436	0	0	0	0	0	0
43 4320 SALE OF SURPLUS PROPERTY	5,647	500	500	2,000	2,500	2,000	2,500
43 5800 PRESCHOOL TUITION & FEES	1,313	0	0	0	0	0	0
43 6200 NONCAPITAL GIFTS	0	1,000	1,000	0	1,000	0	1,000
43 7990 OTHER MISC REV-PROGRAM	545	10,412	10,412	0	10,412	0	10,412
43 7992 IMP/PETTY CASH RE-DEPOSI	1,500	1,500	1,500	0	1,500	0	1,500

Fund Detail

14424 DHHS - Office of Education Services

1405 Governor Morehead School

DESCRIPTION (1)	2003-2004 ACTUAL (2)	2004-2005 CERTIFIED (3)	2004-2005 AUTHORIZED (4)	2005-2006 INCR/DECR (5)	2005-2006 TOTAL (6)	2006-2007 INCR/DECR (7)	2006-2007 TOTAL (8)
ESTIMATED RECEIPTS							
43 8103 DHR-PUB.ED-REMEDICATION F	0	2,661	2,661	0	2,661	0	2,661
43 8140 CHILD NUTRITION SUPPORT	0	39,057	0	0	0	0	0
43 8160 DEPT CULT. RES-LIBRARY G	0	3,000	3,000	0	3,000	0	3,000
43 819M TRF FROM B/C 13510 DPI	51,487	0	0	0	0	0	0
53 8362 RENT-DEVELOP DISABILITY	0	2,000	2,000	0	2,000	0	2,000
53 8363 RENT-RURAL HEALTH	133,630	49,245	49,245	0	49,245	0	49,245
53 8370 REIMBURSEMENT-FAC USE	152	0	0	0	0	0	0
53 8377 RENT-DSB	585,399	407,561	407,561	0	407,561	0	407,561
53 8378 RENT-DEC	0	26,211	26,211	0	26,211	0	26,211
TOTAL RECEIPTS	846,534	655,965	655,965	2,000	657,965	2,000	657,965
NET APPROPRIATION	6,657,005	7,248,895	7,241,946	357,225	7,599,171	400,659	7,642,605

Fund Detail

14424 DHHS - Office of Education Services

1406 Governor Morehead Preschool

DESCRIPTION (1)	2003-2004 ACTUAL (2)	2004-2005 CERTIFIED (3)	2004-2005 AUTHORIZED (4)	2005-2006 INCR/DECR (5)	2005-2006 TOTAL (6)	2006-2007 INCR/DECR (7)	2006-2007 TOTAL (8)
REQUIREMENTS							
53 1211 SPA-REG SALARIES-APPR	327,907	342,778	342,778	0	342,778	0	342,778
53 1251 SPA-TEACH SALARIES-APPRO	1,470,179	1,651,182	1,639,848	0	1,639,848	0	1,639,848
53 1254 SPA TEACH SUPP-APPROP.	72,066	77,234	77,234	0	77,234	0	77,234
53 1256 TEACH SUPPLEMENT UNDESIG	3,100	0	0	0	0	0	0
53 1461 EPA&SPA-LONGVTY PAY-APPR	36,441	4,340	26,772	14,949	41,721	19,204	45,976
53 1511 SOCIAL SEC CONTRIB-APPRO	139,302	158,779	159,628	1,144	160,772	1,469	161,097
53 1513 SOCIAL SEC CONTRIB-UNDES	168	0	0	0	0	0	0
53 1521 REG RETIRE CONTRIB-APPRO	65,245	120,567	121,217	869	122,086	1,117	122,334
53 1523 REG RETIRE CONTRIB-UNDES	75	0	0	0	0	0	0
53 1561 MED INS CONTRIB-APPRO	145,026	168,168	168,168	0	168,168	0	168,168
53 1631 WRKER COMP-MED PAYMENTS	56	0	0	2,953	2,953	2,953	2,953
TOTAL PERSONAL SERVICES	2,259,565	2,523,048	2,535,645	19,915	2,555,560	24,743	2,560,388
53 2170 ADMIN SERVICES	395	1,000	1,000	0	1,000	0	1,000
53 2199 MISC CONTRACTUAL SERVICE	78,997	111,838	111,838	0	111,838	0	111,838
53 2200 UTILITY/ENERGY SERVICES	689	1,300	1,300	0	1,300	0	1,300
53 2300 REPAIR SERVICES	7,405	8,000	8,000	0	8,000	0	8,000
53 2400 MAINTENANCE AGREEMENTS	4,977	7,000	7,000	0	7,000	0	7,000
53 2500 RENTALS/LEASES	155,893	194,032	132,032	19,324	151,356	19,324	151,356
53 2700 TRAVEL&OTHER EMPLOYEE EX	16,872	16,152	16,152	2,153	18,305	2,153	18,305
53 2800 COMMUNICATION&DATA PROC	61,028	72,631	60,631	0	60,631	0	60,631
53 2900 OTHER SERVICES	6,265	10,795	35,795	0	35,795	0	35,795
TOTAL PURCHASED SERVICES	332,521	422,748	373,748	21,477	395,225	21,477	395,225
53 3100 GENERAL ADMIN SUPPLIES	13,895	12,936	12,936	0	12,936	0	12,936
53 3200 FACILITY & HARDWARE SUPP	111	500	500	0	500	0	500
53 3300 VEHICLE/EQUIP OPER SUPPL	15	500	500	0	500	0	500
53 3400 FOOD & DIETARY SUPPLIES	454	700	700	0	700	0	700
53 3700 RESEARCH/DEVELOP& ED SUP	79,123	77,384	77,384	8,227	85,611	11,629	89,013
53 3900 OTHER MATERIALS & SUPP	1,557	2,500	2,500	0	2,500	0	2,500
TOTAL SUPPLIES	95,155	94,520	94,520	8,227	102,747	11,629	106,149
53 4500 EQUIPMENT	45,436	36,905	70,905	0	70,905	0	70,905
53 4600 ART,OTHER ARTIFACT & LIT	4,907	5,264	5,264	0	5,264	0	5,264
53 4700 INTANGIBLE ASSETS	1,368	3,300	300	0	300	0	300
TOTAL PROPERTY, PLANT & EQUIPMT	51,711	45,469	76,469	0	76,469	0	76,469

Fund Detail

14424 DHHS - Office of Education Services

1406 Governor Morehead Preschool

DESCRIPTION (1)	2003-2004 ACTUAL (2)	2004-2005 CERTIFIED (3)	2004-2005 AUTHORIZED (4)	2005-2006 INCR/DECR (5)	2005-2006 TOTAL (6)	2006-2007 INCR/DECR (7)	2006-2007 TOTAL (8)
REQUIREMENTS							
53 5800 OTHER ADMINISTRATIVE EXP	3,129	5,500	23,500	0	23,500	0	23,500
53 5900 OTHER EXPENSES	1,150	3,200	3,200	0	3,200	0	3,200
TOTAL OTHER EXPENSES & ADJUSTMEN	4,279	8,700	26,700	0	26,700	0	26,700
53 8010 DEPENDENT CARE-OP TFR	2,315	0	0	0	0	0	0
TOTAL INTRAGOVERNMENTAL TRANSACT	2,315	0	0	0	0	0	0
TOTAL REQUIREMENTS	2,745,546	3,094,485	3,107,082	49,619	3,156,701	57,849	3,164,931
ESTIMATED RECEIPTS							
43 5800 PRESCHOOL TUITION & FEES	825	0	0	0	0	0	0
43 7990 OTHER MISC REV-PROGRAM	169	0	0	0	0	0	0
43 7992 IMP/PETTY CASH RE-DEPOSI	200	200	200	0	200	0	200
53 885C EARLY INTERVENTION GRANT	76,527	128,163	128,163	0	128,163	0	128,163
TOTAL RECEIPTS	77,721	128,363	128,363	0	128,363	0	128,363
NET APPROPRIATION	2,667,825	2,966,122	2,978,719	49,619	3,028,338	57,849	3,036,568

Fund Detail

14424 DHHS - Office of Education Services

1505 Early Intervention Services - Preschool

DESCRIPTION (1)	2003-2004 ACTUAL (2)	2004-2005 CERTIFIED (3)	2004-2005 AUTHORIZED (4)	2005-2006 INCR/DECR (5)	2005-2006 TOTAL (6)	2006-2007 INCR/DECR (7)	2006-2007 TOTAL (8)
REQUIREMENTS							
53 1211 SPA-REG SALARIES-APPR	87,136	241,120	185,680	0	185,680	0	185,680
53 1251 SPA-TEACH SALARIES-APPRO	1,576,751	1,719,325	1,694,666	0	1,694,666	0	1,694,666
53 1254 SPA TEACH SUPP-APPROP.	73,168	29,252	101,752	0	101,752	0	101,752
53 1256 TEACH SUPPLEMENT UNDESIG	6,900	0	0	0	0	0	0
53 1461 EPA&SPA-LONGVTY PAY-APPR	26,298	59,259	36,827	-466	36,361	2,057	38,884
53 1511 SOCIAL SEC CONTRIB-APPRO	131,339	156,636	153,645	-36	153,609	158	153,803
53 1513 SOCIAL SEC CONTRIB-UNDES	251	0	0	0	0	0	0
53 1521 REG RETIRE CONTRIB-APPRO	60,494	121,412	117,519	-27	117,492	120	117,639
53 1561 MED INS CONTRIB-APPRO	129,494	164,736	164,736	0	164,736	0	164,736
53 1625 ST DISABILITY PMT	3,177	0	0	3,330	3,330	3,330	3,330
53 1627 ST DISABILITY PMT-APPROP	9,319	0	0	0	0	0	0
53 1631 WRKER COMP-MED PAYMENTS	1,497	0	0	1,506	1,506	1,506	1,506
TOTAL PERSONAL SERVICES	2,105,824	2,491,740	2,454,825	4,307	2,459,132	7,171	2,461,996
53 2170 ADMIN SERVICES	531	100,012	9,082	0	9,082	0	9,082
53 2185 WASTE SERVICE	135	1,100	690	0	690	0	690
53 2199 MISC CONTRACTUAL SERVICE	41,017	31,507	108,687	0	108,687	0	108,687
53 2300 REPAIR SERVICES	8	1,640	1,500	0	1,500	0	1,500
53 2400 MAINTENANCE AGREEMENTS	3,910	1,000	1,000	0	1,000	0	1,000
53 2500 RENTALS/LEASES	145,137	153,701	153,797	6,895	160,692	7,428	161,225
53 2700 TRAVEL&OTHER EMPLOYEE EX	5,436	12,592	9,550	0	9,550	0	9,550
53 2800 COMMUNICATION&DATA PROC	50,918	33,662	47,119	0	47,119	0	47,119
53 2900 OTHER SERVICES	3,805	4,069	7,386	0	7,386	0	7,386
TOTAL PURCHASED SERVICES	250,897	339,283	338,811	6,895	345,706	7,428	346,239
53 3100 GENERAL ADMIN SUPPLIES	5,151	1,330	9,230	0	9,230	0	9,230
53 3300 VEHICLE/EQUIP OPER SUPPL	0	0	200	0	200	0	200
53 3400 FOOD & DIETARY SUPPLIES	283	4,250	1,850	0	1,850	0	1,850
53 3700 RESEARCH/DEVELOP& ED SUP	18,379	10,216	7,166	198	7,364	206	7,372
53 3900 OTHER MATERIALS & SUPP	176	347	3,819	0	3,819	0	3,819
TOTAL SUPPLIES	23,989	16,143	22,265	198	22,463	206	22,471
53 4500 EQUIPMENT	37,585	32,297	33,278	0	33,278	0	33,278
53 4600 ART,OTHER ARTIFACT & LIT	1,560	1,700	1,700	0	1,700	0	1,700
TOTAL PROPERTY, PLANT & EQUIPMT	39,145	33,997	34,978	0	34,978	0	34,978
53 5800 OTHER ADMINISTRATIVE EXP	284	1,200	4,000	0	4,000	0	4,000

Fund Detail

14424 DHHS - Office of Education Services

1505 Early Intervention Services - Preschool

DESCRIPTION (1)	2003-2004 ACTUAL (2)	2004-2005 CERTIFIED (3)	2004-2005 AUTHORIZED (4)	2005-2006 INCR/DECR (5)	2005-2006 TOTAL (6)	2006-2007 INCR/DECR (7)	2006-2007 TOTAL (8)
REQUIREMENTS							

TOTAL OTHER EXPENSES & ADJUSTMEN	284	1,200	4,000	0	4,000	0	4,000

53 8010 DEPENDENT CARE-OP TFR	1,160	0	200	0	200	0	200
53 81G2 TRF TO B/C 24424	10,921	0	0	0	0	0	0
53 8117 TRANSFER TO DIRM	0	8,832	0	0	0	0	0

TOTAL INTRAGOVERNMENTAL TRANSACT	12,081	8,832	200	0	200	0	200

TOTAL REQUIREMENTS	2,432,220	2,891,195	2,855,079	11,400	2,866,479	14,805	2,869,884

ESTIMATED RECEIPTS							

53 885C EARLY INTERVENTION GRANT	57,094	0	0	0	0	0	0

TOTAL RECEIPTS	57,094	0	0	0	0	0	0

NET APPROPRIATION	2,375,126	2,891,195	2,855,079	11,400	2,866,479	14,805	2,869,884

Fund Detail

14424 DHHS - Office of Education Services

1701 Family Resource Centers

DESCRIPTION (1)	2003-2004 ACTUAL (2)	2004-2005 CERTIFIED (3)	2004-2005 AUTHORIZED (4)	2005-2006 INCR/DECR (5)	2005-2006 TOTAL (6)	2006-2007 INCR/DECR (7)	2006-2007 TOTAL (8)
REQUIREMENTS							
53 6911 AID TO NON-GOVERN. UNITS	594,238	737,038	737,038	0	737,038	0	737,038
TOTAL AID & PUBLIC ASSISTANCE	594,238	737,038	737,038	0	737,038	0	737,038
TOTAL REQUIREMENTS	594,238	737,038	737,038	0	737,038	0	737,038
ESTIMATED RECEIPTS							
43 4320 SALE OF SURPLUS PROPERTY	53	0	0	0	0	0	0
43 81C1 TRANS FR BC 14430 DPH	25,000	0	0	0	0	0	0
TOTAL RECEIPTS	25,053	0	0	0	0	0	0
NET APPROPRIATION	569,185	737,038	737,038	0	737,038	0	737,038

Fund Detail

14424 DHHS - Office of Education Services

1801 Central Administration

DESCRIPTION (1)	2003-2004 ACTUAL (2)	2004-2005 CERTIFIED (3)	2004-2005 AUTHORIZED (4)	2005-2006 INCR/DECR (5)	2005-2006 TOTAL (6)	2006-2007 INCR/DECR (7)	2006-2007 TOTAL (8)
REQUIREMENTS							
53 1211 SPA-REG SALARIES-APPR	235,095	278,262	273,375	0	273,375	0	273,375
53 1251 SPA-TEACH SALARIES-APPRO	378,082	226,412	394,185	0	394,185	0	394,185
53 1254 SPA TEACH SUPP-APPROP.	2,156	0	2,088	0	2,088	0	2,088
53 1311 REG(N S) TEMP WAGES-APPR	0	6,456	6,456	0	6,456	0	6,456
53 1411 OT PAY - APPROPRIATED	602	0	0	0	0	0	0
53 1452 DUAL EMPL WAGES-RECPTS	5,000	0	0	0	0	0	0
53 1461 EPA&SPA-LONGVTY PAY-APPR	14,652	10,524	10,524	6,144	16,668	8,492	19,016
53 1511 SOCIAL SEC CONTRIB-APPRO	46,993	39,908	52,464	470	52,934	650	53,114
53 1512 SOCIAL SEC CONTRIB-RECPT	372	0	0	0	0	0	0
53 1521 REG RETIRE CONTRIB-APPRO	21,527	32,040	39,552	358	39,910	494	40,046
53 1561 MED INS CONTRIB-APPRO	34,672	31,885	37,752	0	37,752	0	37,752
53 1572 UNEMP COMP PAYMNTS TO ES	13,990	0	0	0	0	0	0
TOTAL PERSONAL SERVICES	753,141	625,487	816,396	6,972	823,368	9,636	826,032
53 2131 HOSPITAL PROVD ED MED SER	30	0	0	0	0	0	0
53 2170 ADMIN SERVICES	7,187	0	0	0	0	0	0
53 2193 TRANSPORTATION SVCS	531,243	716,272	716,272	0	716,272	0	716,272
53 2199 MISC CONTRACTUAL SERVICE	5,065	13,581	13,581	0	13,581	0	13,581
53 2300 REPAIR SERVICES	452	50,142	51,666	0	51,666	0	51,666
53 2400 MAINTENANCE AGREEMENTS	1,428	3,500	3,500	0	3,500	0	3,500
53 2500 RENTALS/LEASES	14,490	18,000	13,958	0	13,958	0	13,958
53 2700 TRAVEL&OTHER EMPLOYEE EX	308,975	603,224	576,185	0	576,185	0	576,185
53 2800 COMMUNICATION&DATA PROC	14,625	24,800	18,857	0	18,857	0	18,857
53 2900 OTHER SERVICES	7,219	14,916	9,916	0	9,916	0	9,916
TOTAL PURCHASED SERVICES	890,714	1,444,435	1,403,935	0	1,403,935	0	1,403,935
53 3100 GENERAL ADMIN SUPPLIES	15,254	4,000	9,250	0	9,250	0	9,250
53 3200 FACILITY & HARDWARE SUPP	89	0	200	0	200	0	200
53 3300 VEHICLE/EQUIP OPER SUPPL	44,371	94,000	113,050	3,384	116,434	3,384	116,434
53 3400 FOOD & DIETARY SUPPLIES	974	0	2,000	-300	1,700	-300	1,700
53 3700 RESEARCH/DEVELOP& ED SUP	13,225	2,000	2,000	3,440	5,440	3,657	5,657
53 3900 OTHER MATERIALS & SUPP	9,595	0	-100	300	200	300	200
TOTAL SUPPLIES	83,508	100,000	126,400	6,824	133,224	7,041	133,441
53 4500 EQUIPMENT	200,383	25,912	39,912	0	39,912	0	39,912
53 4600 ART,OTHER ARTIFACT & LIT	9,937	0	0	0	0	0	0
53 4700 INTANGIBLE ASSETS	18,749	4,324	4,324	0	4,324	0	4,324
TOTAL PROPERTY, PLANT & EQUIPMT	229,069	30,236	44,236	0	44,236	0	44,236

Fund Detail

14424 DHHS - Office of Education Services

1801 Central Administration

DESCRIPTION (1)	2003-2004 ACTUAL (2)	2004-2005 CERTIFIED (3)	2004-2005 AUTHORIZED (4)	2005-2006 INCR/DECR (5)	2005-2006 TOTAL (6)	2006-2007 INCR/DECR (7)	2006-2007 TOTAL (8)
REQUIREMENTS							
53 5800 OTHER ADMINISTRATIVE EXP	478	200	300	0	300	0	300
TOTAL OTHER EXPENSES & ADJUSTMEN	478	200	300	0	300	0	300
53 8010 DEPENDENT CARE-OP TFR	664	0	0	0	0	0	0
53 81D1 TRANSFER TO B/C 14410	2	0	0	0	0	0	0
53 81J1 TRF TO B/C 14440 DSS	175,000	0	0	0	0	0	0
53 8991 TRANS TO SUBSEQUENT FY	9,977	0	0	0	0	0	0
TOTAL INTRAGOVERNMENTAL TRANSACT	185,643	0	0	0	0	0	0
TOTAL REQUIREMENTS	2,142,553	2,200,358	2,391,267	13,796	2,405,063	16,677	2,407,944
ESTIMATED RECEIPTS							
43 4320 SALE OF SURPLUS PROPERTY	53	0	0	0	0	0	0
43 819M TRF FROM B/C 13510 DPI	728,618	1,120,427	1,120,427	0	1,120,427	0	1,120,427
53 8220 REIMBURSEMENT-DUAL EMPLO	5,383	0	0	0	0	0	0
53 885C EARLY INTERVENTION GRANT	18,992	20,000	20,000	0	20,000	0	20,000
43 8980 PRIOR FY TRANSFER	214,305	0	0	0	0	0	0
TOTAL RECEIPTS	967,351	1,140,427	1,140,427	0	1,140,427	0	1,140,427
NET APPROPRIATION	1,175,202	1,059,931	1,250,840	13,796	1,264,636	16,677	1,267,517

Fund Detail

14424 DHHS - Office of Education Services

1991 Indirect Reserves

DESCRIPTION (1)	2003-2004 ACTUAL (2)	2004-2005 CERTIFIED (3)	2004-2005 AUTHORIZED (4)	2005-2006 INCR/DECR (5)	2005-2006 TOTAL (6)	2006-2007 INCR/DECR (7)	2006-2007 TOTAL (8)
REQUIREMENTS							
53 8101 TRANSFER TO WNCSD	0	12,431	12,431	0	12,431	0	12,431
53 8102 TRANSFER TO ENCSD	0	9,199	9,199	0	9,199	0	9,199
53 8105 TRANSF TO DHHS CONTROLLE	0	4	4	0	4	0	4
TOTAL INTRAGOVERNMENTAL TRANSACT	0	21,634	21,634	0	21,634	0	21,634
TOTAL REQUIREMENTS	0	21,634	21,634	0	21,634	0	21,634
ESTIMATED RECEIPTS							
43 8109 DEPT ED-ECIA CHAP. I-HAND	0	21,634	21,634	0	21,634	0	21,634
TOTAL RECEIPTS	0	21,634	21,634	0	21,634	0	21,634
NET APPROPRIATION	0	0	0	0	0	0	0

Fund Detail

14424 DHHS - Office of Education Services

1992 Prior Year Revenue

DESCRIPTION (1)	2003-2004 ACTUAL (2)	2004-2005 CERTIFIED (3)	2004-2005 AUTHORIZED (4)	2005-2006 INCR/DECR (5)	2005-2006 TOTAL (6)	2006-2007 INCR/DECR (7)	2006-2007 TOTAL (8)
ESTIMATED RECEIPTS							

53 885C EARLY INTERVENTION GRANT	54	0	0	0	0	0	0

TOTAL RECEIPTS	54	0	0	0	0	0	0

NET APPROPRIATION	-54	0	0	0	0	0	0

Summary by Purpose

14430 DHHS - Division of Public Health

DESCRIPTION (1)	2003-2004 ACTUAL (2)	2004-2005 CERTIFIED (3)	2004-2005 AUTHORIZED (4)	2005-2006 INCR/DECR (5)	2005-2006 TOTAL (6)	2006-2007 INCR/DECR (7)	2006-2007 TOTAL (8)
REQUIREMENTS							
1110 DIVISION OFFICES	4,477,104	5,858,663	6,080,460	451,997	6,532,457	619,269	6,699,729
1130 REGIONAL OFFICES SUPPORT	62,926	136,006	121,838	0	121,838	0	121,838
1160 STATE CTR-HEALTH STATIST	3,402,916	4,125,575	4,114,394	66	4,114,460	66	4,114,460
1410 LOCAL HEALTH SERVICES	10,697,512	7,431,033	7,865,581	-1,119,659	6,745,922	-1,119,659	6,745,922
1420 MEDICAL EXAMINER	4,155,189	3,992,664	3,992,686	444,137	4,436,823	477,078	4,469,764
1430 OFFICE OF CHIEF NURSE	605,730	923,350	923,349	165,732	1,089,081	165,732	1,089,081
1435 DENTAL HEALTH SERVICES	4,956,981	5,407,220	5,300,317	27,587	5,327,904	29,359	5,329,676
1440 HWY SAFETY SCIENT SERV	1,626,137	2,304,948	2,301,074	29,040	2,330,114	30,640	2,331,714
1451 COMMUNICABLE DIS/BIOTER.	14,379,458	9,442,949	9,517,930	-5,927	9,512,003	-5,927	9,512,003
1461 HIV/STD PREVENT. & CARE	50,129,784	59,559,148	59,554,889	12,970	59,567,859	13,012	59,567,901
1465 VITAL RECORDS	2,777,228	2,372,392	2,383,016	-17	2,382,999	-17	2,382,999
1471 OCUPP.& ENV EPIDEMIOLOG	3,378,267	6,391,350	6,353,475	-3,833	6,349,642	-3,833	6,349,642
1505 WOMENS & CHILDREN HLTH	17,623,747	18,150,715	18,100,397	53	18,100,450	53	18,100,450
1511 WOMEN'S HEALTH	33,822,351	36,166,443	36,170,207	-210,183	35,960,024	-207,338	35,962,869
1515 Children's Dev Svc Agenc	31,389,078	61,920,663	61,752,828	349,975	62,102,803	350,788	62,103,616
1516 EARLY INTERVENTION	12,659,099	2,455,909	2,484,705	0	2,484,705	0	2,484,705
1520 SICKLE CELL & GENETIC CO	5,850,050	7,170,014	7,155,007	0	7,155,007	0	7,155,007
1531 SPECIAL NEEDS CHILDREN	12,802,495	15,842,883	15,867,205	-176,294	15,690,911	-175,054	15,692,151
1535 CHILD HEALTH	4,635,776	16,263,476	16,335,220	4,788	16,340,008	4,794	16,340,014
1540 NUTRITION & DIETARY SVCS	171,921,734	169,942,530	169,941,109	5,915	169,947,024	5,915	169,947,024
1551 CHRONIC DISEASES	24,007,290	25,840,239	24,597,005	27,664	24,624,669	27,664	24,624,669
1560 PUB. HLTH LABORATORY SVC	15,046,530	14,520,513	14,604,458	816,934	15,421,392	1,252,240	15,856,698
1561 BT GRANT REGULAR	7,725,588	21,891,682	21,891,682	0	21,891,682	0	21,891,682
1562 BT GRANT SNS	541,124	1,425,933	1,425,933	0	1,425,933	0	1,425,933
1563 BT GRANT SMALLPOX	1,166,511	3,346,365	3,346,365	0	3,346,365	0	3,346,365
1570 IMMUNIZATION	21,472,348	20,272,543	20,265,880	1,852,237	22,118,117	2,703,264	22,969,144
1575 CHILD NUTRITION PROGRAMS	79,974,679	78,180,676	78,180,676	13,445	78,194,121	13,445	78,194,121
1991 FED INDIRECT RESERVE	862,406	1,920,324	1,920,324	0	1,920,324	0	1,920,324
1992 PRIOR YEAR EARNED REVENU	7,784,436	0	0	0	0	0	0
1993 PRIOR YEAR AUDITS&ADJUST	-259,409	0	0	0	0	0	0
TOTAL REQUIREMENTS	549,675,065	603,256,206	602,548,010	2,686,627	605,234,637	4,181,491	606,729,501
ESTIMATED RECEIPTS							
1110 DIVISION OFFICES	1,773,825	2,961,781	2,961,781	-2,773	2,959,008	-2,773	2,959,008

Summary by Purpose

14430 DHHS - Division of Public Health

DESCRIPTION (1)	2003-2004 ACTUAL (2)	2004-2005 CERTIFIED (3)	2004-2005 AUTHORIZED (4)	2005-2006 INCR/DECR (5)	2005-2006 TOTAL (6)	2006-2007 INCR/DECR (7)	2006-2007 TOTAL (8)
1130 REGIONAL OFFICES SUPPORT	35,956	67,198	67,198	0	67,198	0	67,198
1160 STATE CTR-HEALTH STATIST	1,286,295	1,804,338	1,804,338	66	1,804,404	66	1,804,404
1410 LOCAL HEALTH SERVICES	4,941,266	953,687	953,687	-66	953,621	-66	953,621
1420 MEDICAL EXAMINER	1,635,432	1,233,700	1,233,700	1,424	1,235,124	1,424	1,235,124
1430 OFFICE OF CHIEF NURSE	321,052	410,660	410,660	0	410,660	0	410,660
1435 DENTAL HEALTH SERVICES	1,010,432	1,400,013	1,387,597	9,880	1,397,477	9,880	1,397,477
1440 HWY SAFETY SCIENT SERV	1,579,631	2,254,566	2,254,566	29,040	2,283,606	30,640	2,285,206
1451 COMMUNICABLE DIS/BIOTER.	10,017,188	4,663,579	4,663,579	-6,605	4,656,974	-6,605	4,656,974
1461 HIV/STD PREVENT. & CARE	39,984,898	45,579,063	45,579,063	8,565	45,587,628	8,565	45,587,628
1465 VITAL RECORDS	2,129,191	1,662,190	1,662,190	-17	1,662,173	-17	1,662,173
1471 OCUPP.& ENV EPIDEMIOLOG	1,944,344	4,899,587	4,899,587	-3,881	4,895,706	-3,881	4,895,706
1505 WOMENS & CHILDREN HLTH	9,589,948	10,022,129	10,022,129	0	10,022,129	0	10,022,129
1511 WOMEN'S HEALTH	27,735,528	29,352,859	29,352,859	-1,987	29,350,872	-1,987	29,350,872
1515 Children's Dev Svc Agenc	13,872,998	32,775,828	32,775,828	86,576	32,862,404	86,576	32,862,404
1516 EARLY INTERVENTION	2,466,009	2,149,715	2,149,715	0	2,149,715	0	2,149,715
1520 SICKLE CELL & GENETIC CO	1,616,564	979,433	979,433	0	979,433	0	979,433
1531 SPECIAL NEEDS CHILDREN	6,313,608	8,007,649	8,007,649	449	8,008,098	449	8,008,098
1535 CHILD HEALTH	1,484,077	8,630,226	8,630,226	0	8,630,226	0	8,630,226
1540 NUTRITION & DIETARY SVCS	171,145,145	168,878,841	168,878,841	5,915	168,884,756	5,915	168,884,756
1551 CHRONIC DISEASES	15,595,811	16,918,432	16,918,432	52,664	16,971,096	52,664	16,971,096
1560 PUB. HLTH LABORATORY SVC	12,558,411	10,391,091	10,391,091	-18,546	10,372,545	-18,546	10,372,545
1561 BT GRANT REGULAR	7,725,720	22,081,300	22,081,300	0	22,081,300	0	22,081,300
1562 BT GRANT SNS	541,126	1,425,933	1,425,933	0	1,425,933	0	1,425,933
1563 BT GRANT SMALLPOX	1,166,508	3,156,747	3,156,747	0	3,156,747	0	3,156,747
1570 IMMUNIZATION	6,620,046	6,640,276	6,640,276	11,908	6,652,184	11,908	6,652,184
1575 CHILD NUTRITION PROGRAMS	79,977,833	78,180,678	78,180,678	13,445	78,194,123	13,445	78,194,123
1810 DPH REVENUE CLEARING	-3,919,133	0	0	0	0	0	0
1991 FED INDIRECT RESERVE	868,953	2,012,323	2,012,323	0	2,012,323	0	2,012,323
1992 PRIOR YEAR EARNED REVENU	9,035,085	0	0	0	0	0	0
1993 PRIOR YEAR AUDITS&ADJUST	-4,546	0	0	0	0	0	0

TOTAL RECEIPTS	431,049,201	469,493,822	469,481,406	186,057	469,667,463	187,657	469,669,063

NET APPROPRIATION	118,625,864	133,762,384	133,066,604	2,500,570	135,567,174	3,993,834	137,060,438

Summary by Account

14430 DHHS - Division of Public Health

DESCRIPTION (1)	2003-2004 ACTUAL (2)	2004-2005 CERTIFIED (3)	2004-2005 AUTHORIZED (4)	2005-2006 INCR/DECR (5)	2005-2006 TOTAL (6)	2006-2007 INCR/DECR (7)	2006-2007 TOTAL (8)
REQUIREMENTS							
53 1211 SPA-REG SALARIES-APPR	28,364,786	31,645,024	31,685,788	0	31,685,788	0	31,685,788
53 1212 SPA-REG SALARIES-RECPT	19,090,239	36,359,535	36,355,937	-2,137	36,353,800	-2,137	36,353,800
53 1213 SPA-REG SALARIES-UNDESIG	8,249,854	9,727,491	9,682,851	0	9,682,851	0	9,682,851
53 1222 TIME LMTD SALARIES-REC	342,538	435,852	435,852	1,206	437,058	1,206	437,058
53 1251 SPA-TEACH SALARIES-APPRO	4,207	0	0	0	0	0	0
53 1254 SPA TEACHING SUPPLEMENT	160	0	0	0	0	0	0
53 1411 OVERTIME PAY - APPROP	14,734	960	960	0	960	0	960
53 1412 OT PAY - RECEIPTS	1,263	850	850	0	850	0	850
53 1421 HOLIDAY PAY - APPRO	5,480	6,158	6,158	0	6,158	0	6,158
53 1422 HOLIDAY PAY - RECEIPTS	2,845	926	926	0	926	0	926
53 1442 CALL BACK/STBY RECEIPTS	5,877	0	0	0	0	0	0
53 1452 DUAL EMPLOYMENT	71,754	1,823	1,823	0	1,823	0	1,823
53 1461 EPA&SPA-LONGVTY PAY-APPR	533,644	555,352	552,283	0	552,283	0	552,283
53 1462 EPA&SPA-LONGVTY PAY-REC	249,560	220,658	220,658	77,669	298,327	79,078	299,736
53 1463 EPA&SPA-LONGVTY PAY-UNDE	174,375	149,099	149,099	0	149,099	0	149,099
53 1511 SOCIAL SEC CONTRIB-APPRO	2,096,056	2,415,672	2,418,950	0	2,418,950	0	2,418,950
53 1512 SOCIAL SEC CONTRIB-RECPT	1,454,891	2,783,669	2,783,669	49,112	2,832,781	49,220	2,832,889
53 1513 SOCIAL SEC CONTRIB-UNDES	618,326	742,356	739,127	0	739,127	0	739,127
53 1521 REG RETIRE CONTRIB-APPRO	977,589	1,784,368	1,798,298	0	1,798,298	0	1,798,298
53 1522 REG RETIRE CONTRIB-RECPT	664,258	2,017,310	2,020,855	64,388	2,085,243	64,471	2,085,326
53 1523 REG RETIRE CONTRIB-UNDES	283,890	552,064	550,671	0	550,671	0	550,671
53 1561 MED INS CONTRIB-APPRO	2,126,521	2,626,937	2,629,350	0	2,629,350	0	2,629,350
53 1562 MED INS CONTRIB-RECPTS	1,468,751	2,970,893	2,970,893	186	2,971,079	186	2,971,079
53 1563 MED INS CONTRIB-UNDESIGN	557,059	716,485	713,053	0	713,053	0	713,053
53 1572 UNEMP COMP PAYMNTS TO ES	30,045	8,235	8,235	0	8,235	0	8,235
53 1622 SEVERENCE SALARY-RECEIPT	18,230	0	0	0	0	0	0
53 1624 GRIEVANCE SETTLEMENT	7,500	0	0	0	0	0	0
53 1625 ST DISABILITY PMT	3,798	1,866	1,866	0	1,866	0	1,866
53 1626 EXTEND ST DISABILITY PMT	2,957	0	0	0	0	0	0
53 1627 ST DISABILITY PMT-APPROP	19,270	0	0	0	0	0	0
53 1631 WRKER COMP-MED PAYMENTS	129,363	1,734	1,734	0	1,734	0	1,734
53 1651 COMPENSATION TO BOARD ME	14,948	29,951	31,531	0	31,531	0	31,531
TOTAL PERSONAL SERVICES	67,584,768	95,755,268	95,761,417	190,424	95,951,841	192,024	95,953,441
53 2110 LEGAL SERVICES	176,142	118,780	118,780	0	118,780	0	118,780
53 2120 CONSULTANT FEES	23,085	27,989	27,989	0	27,989	0	27,989

Summary by Account

14430 DHHS - Division of Public Health

DESCRIPTION (1)	2003-2004 ACTUAL (2)	2004-2005 CERTIFIED (3)	2004-2005 AUTHORIZED (4)	2005-2006 INCR/DECR (5)	2005-2006 TOTAL (6)	2006-2007 INCR/DECR (7)	2006-2007 TOTAL (8)
53 2132 OTHER PROVIDED MED SER	519,738	489,819	489,819	0	489,819	0	489,819
53 2133 EMPLOYEE/EMPLOYMENT PHYSIC	5,126	12,721	12,721	0	12,721	0	12,721
53 2140 INFORMATN TECHNOLOGY SVC	1,273,875	1,002,529	1,002,529	0	1,002,529	0	1,002,529
53 2143 LAN SUPPORT SERVICES	49,934	82,800	82,800	0	82,800	0	82,800
53 2144 PC/PRINTER SUPPORT SVC	8,268	3,000	3,000	0	3,000	0	3,000
53 2145 SERVER SUPPORT SERVICES	313	0	0	0	0	0	0
53 2170 ADMIN SVC-PROF TEST SVC	3,755,074	2,445,579	2,455,379	0	2,455,379	0	2,455,379
53 2181 WRKSHOP/CONF EXP-FOOD SE	282,461	225,074	225,094	0	225,094	0	225,094
53 2182 LAUNDRY SER AGREEMENT	4,876	3,000	3,000	0	3,000	0	3,000
53 2183 LABORATORY SER AGREEMENT	3,330	73,800	73,800	0	73,800	0	73,800
53 2184 JANITORIAL SER AGREEMENT	54,220	85,653	85,653	0	85,653	0	85,653
53 2185 WASTE REM/RECY SER AGREE	6,037	20,000	20,000	0	20,000	0	20,000
53 2186 SECURITY SERVICE AGREE	264	300	300	0	300	0	300
53 2187 PEST CONTROL SERVICES	570	0	0	0	0	0	0
53 2191 DUAL EMP PAY TO AGENCY	60,484	31,457	31,457	0	31,457	0	31,457
53 2192 HONORARIUMS	71,557	80,489	80,489	0	80,489	0	80,489
53 2199 MISC CONTRACTUAL SERVICE	2,632,768	3,120,299	3,120,299	243,748	3,364,047	248,623	3,368,922
53 2200 UTILITY/ENERGY SERVICES	92,832	160,304	160,269	12,738	173,007	13,419	173,688
53 2300 REPAIR SERVICES	196,499	188,734	185,433	0	185,433	0	185,433
53 2400 MAINTENANCE AGREEMENTS	553,811	609,548	639,601	60,000	699,601	66,000	705,601
53 2500 RENTALS/LEASES	4,179,895	5,380,581	5,465,215	450,445	5,915,660	617,717	6,082,932
53 2700 TRAVEL & OTHER EMP EXP	1,863,089	3,452,520	3,525,655	42,985	3,568,640	43,255	3,568,910
53 2800 COMMUN. & DATA PROCESS	5,191,712	6,178,479	6,103,346	183,248	6,286,594	183,248	6,286,594
53 2900 OTHER SERVICES	627,546	562,007	602,304	0	602,304	0	602,304

TOTAL PURCHASED SERVICES	21,633,506	24,355,462	24,514,932	993,164	25,508,096	1,172,262	25,687,194

53 3100 GENERAL ADMIN SUPPLIES	1,088,460	1,252,386	1,281,604	0	1,281,604	0	1,281,604
53 3200 FACILITY & HARDWARE SUPP	8,457	12,618	15,246	0	15,246	0	15,246
53 3300 VEHICLE/EQUIP OPER SUPP	38,319	49,392	49,292	0	49,292	0	49,292
53 3400 FOOD & DIETARY SUPPLIES	1,558	6,718	4,785	0	4,785	0	4,785
53 3500 CLOTHING & RECREAT SUPP	22,538	34,363	34,520	0	34,520	0	34,520
53 3600 DRUGS/PHARMACEUTICAL SU	192,797	174,362	157,127	33,575	190,702	28,837	185,964
53 3700 RES/DEV & EDUC SUPPLIES	5,408,851	5,627,046	5,600,982	36,461	5,637,443	357,404	5,958,386
53 3800 PURCHASES FOR RESALE	17,232	25,641	25,641	0	25,641	0	25,641
53 3900 OTHER MATERIALS & SUPP	66,908	252,860	195,873	0	195,873	0	195,873

TOTAL SUPPLIES	6,845,120	7,435,386	7,365,070	70,036	7,435,106	386,241	7,751,311

Summary by Account

14430 DHHS - Division of Public Health

DESCRIPTION (1)	2003-2004 ACTUAL (2)	2004-2005 CERTIFIED (3)	2004-2005 AUTHORIZED (4)	2005-2006 INCR/DECR (5)	2005-2006 TOTAL (6)	2006-2007 INCR/DECR (7)	2006-2007 TOTAL (8)
53 4200 LEGAL AND RECORDING FEES	5	34	34	0	34	0	34
53 4400 OTHER STRUCTURES & IMPR	0	10,000	10,000	0	10,000	0	10,000
53 4500 EQUIPMENT	4,854,896	4,708,137	5,198,628	898,963	6,097,591	1,044,660	6,243,288
53 4600 ART, OTHER ARTIF & LITER	37,080	92,844	89,398	0	89,398	0	89,398
53 4700 INTANGIBLE ASSETS	276,145	1,131,502	658,735	0	658,735	0	658,735
TOTAL PROPERTY, PLANT & EQUIPMT	5,168,126	5,942,517	5,956,795	898,963	6,855,758	1,044,660	7,001,455
53 5100 LEGAL, LICENSES & PERMIT	45,535	35,757	26,179	0	26,179	0	26,179
53 5600 ASSETS & OTHER ADJUSTME	1,018,655	1,809,130	1,809,130	0	1,809,130	0	1,809,130
53 5800 OTHER ADM EXPENSES	124,648	98,799	122,122	0	122,122	0	122,122
53 5900 OTHER EXPENSES	377,560	1,381,856	1,329,475	-4,289	1,325,186	-3,052	1,326,423
TOTAL OTHER EXPENSES & ADJUSTMEN	1,566,398	3,325,542	3,286,906	-4,289	3,282,617	-3,052	3,283,854
53 6140 HOSPITALIZATION-INPAT	534,284	993,279	993,279	0	993,279	0	993,279
53 6150 HOSP-OUTPATIENT	1,172,322	1,184,129	1,060,744	0	1,060,744	0	1,060,744
53 6161 APPLIANCES	2,221,608	2,302,752	2,301,252	0	2,301,252	0	2,301,252
53 6163 PHYSICIANS	1,167,208	1,183,812	994,031	0	994,031	0	994,031
53 6164 OTHER PROFESSIONALS	22,297	42,758	17,758	0	17,758	0	17,758
53 6165 PHARMACEUTICALS	44,752,924	50,310,015	50,098,425	1,840,329	51,938,754	2,691,356	52,789,781
53 6170 KIDNEY DIALYSIS	26,496	35,000	35,000	0	35,000	0	35,000
53 6171 RESIDENTIAL CARE-CANCER	0	231	231	0	231	0	231
53 6173 WIC FOOD EXPENSE	92,632,621	83,817,210	83,817,210	0	83,817,210	0	83,817,210
53 6174 PATIENT SUPPLIES	123,027	318,082	314,229	0	314,229	0	314,229
53 6175 WIC FOOD INST-CHEROKEE	261,204	286,294	286,294	0	286,294	0	286,294
53 6176 WIC - BREAST PUMPS	222,415	266,896	266,896	0	266,896	0	266,896
53 6177 WIC VENDOR REBATES	47,464,041	47,882,306	47,882,306	0	47,882,306	0	47,882,306
53 6178 PATIENT-EQUIPMENT RENTAL	0	590	590	0	590	0	590
53 6179 WIC - SPECIAL FORMULA	468,827	1,543,190	1,543,190	0	1,543,190	0	1,543,190
53 6182 ITP COMMUNITY SRV STATE	213,915	3,515,308	3,515,308	0	3,515,308	0	3,515,308
53 6184 ITP COMM SRV MEDICAID	367,224	529,789	529,789	0	529,789	0	529,789
53 6189 PHARMACEUTCLS-MGRANT HLT	0	-200,000	-200,000	0	-200,000	0	-200,000
53 6201 PHARMACY COST REIMBURSE	151,009	50,000	50,000	0	50,000	0	50,000
53 6601 CHILDREN'S VISION SCREEN	589,458	719,000	719,000	0	719,000	0	719,000
53 6606 ALICE AYCOCK POE CTR	150,000	150,000	150,000	0	150,000	0	150,000
53 6608 PH AUTHORITY CABARRUS CO	100,000	0	0	0	0	0	0

Summary by Account

14430 DHHS - Division of Public Health

DESCRIPTION (1)	2003-2004 ACTUAL (2)	2004-2005 CERTIFIED (3)	2004-2005 AUTHORIZED (4)	2005-2006 INCR/DECR (5)	2005-2006 TOTAL (6)	2006-2007 INCR/DECR (7)	2006-2007 TOTAL (8)
53 6880 INCENTIVE SCHOLARSHIPS	1,917	7,000	7,000	0	7,000	0	7,000
53 6890 OTHER EDUCATIONAL AWARDS	1,375	0	0	0	0	0	0
53 6929 OTHER CONT/GRT-ED-INST	16,322,603	28,186,816	28,180,253	-177,000	28,003,253	-177,000	28,003,253
53 6941 SPONSOR PYMNTS - STATE	77,518,098	75,448,556	75,448,556	0	75,448,556	0	75,448,556
53 6943 SPNSOR-PRIVATE FOR PROFI	-33,029	0	0	0	0	0	0
53 6961 AID TO COUNTIES	109,615,152	109,948,399	109,919,149	0	109,919,149	0	109,919,149
53 6962 AID TO CITIES AND TOWNS	10,000	19,880	19,880	0	19,880	0	19,880
53 6989 OTHER CONTRACTS/GRANTS	28,335,048	48,753,157	48,564,938	0	48,564,938	0	48,564,938
TOTAL AID & PUBLIC ASSISTANCE	424,412,044	457,294,449	456,515,308	1,663,329	458,178,637	2,514,356	459,029,664
53 7100 RESERVE-INDIRECT COST	0	885,230	885,230	0	885,230	0	885,230
53 7170 REDISTRIBUTED COST	-1	0	0	0	0	0	0
53 7171 RESRV 05-06 SCHOOL HLTH	0	3,250,000	3,250,000	0	3,250,000	0	3,250,000
TOTAL RESERVES	-1	4,135,230	4,135,230	0	4,135,230	0	4,135,230
53 8010 FLEX SPEND ACCT SAV TRAN	59,913	3,179	3,179	0	3,179	0	3,179
53 81C1 TRANSFER TO 14430 DPH	2,621,919	0	0	0	0	0	0
53 81C2 TRANSFER TO BC 24430	1,384,691	0	0	0	0	0	0
53 81D1 TRANSFER TO CODE 14410	6,089,577	906,772	906,772	0	906,772	0	906,772
53 81G1 TRANSFER TO OES 14424	25,000	0	0	0	0	0	0
53 81J1 TR TO 1440 DDS	195,569	246,870	246,870	0	246,870	0	246,870
53 81P1 TRANSFER TO DMH 14460	9,843,236	0	0	0	0	0	0
53 8101 TRANS TO OPERATING FUNDS	0	94,726	94,726	0	94,726	0	94,726
53 819A TRANSFER TO DOA	0	251,658	251,658	0	251,658	0	251,658
53 819H TRANSFER TO NCDA	181,705	606,000	606,000	0	606,000	0	606,000
53 819J TRANSFER TO CC&PS-14900	10,346	0	0	0	0	0	0
53 819K TR TO 14300-DENR	236,105	498,315	498,315	0	498,315	0	498,315
53 819L TRANSFER TO DOJ 13600	0	127,956	127,956	0	127,956	0	127,956
53 819M TRANS TO DPI B/C 13510	287,969	1,151,876	1,151,876	0	1,151,876	0	1,151,876
53 819V OST TRANSFR TO B/C 23460	18,692	0	0	0	0	0	0
53 819Z TRANSFER TO UNC-CH	0	1,125,000	1,125,000	-1,125,000	0	-1,125,000	0
53 89AA TRANS TO SUBSEQUENT YEAR	1,510,382	0	0	0	0	0	0
TOTAL INTRAGOVERNMENTAL TRANSACT	22,465,104	5,012,352	5,012,352	-1,125,000	3,887,352	-1,125,000	3,887,352

Summary by Account

14430 DHHS - Division of Public Health

DESCRIPTION (1)	2003-2004 ACTUAL (2)	2004-2005 CERTIFIED (3)	2004-2005 AUTHORIZED (4)	2005-2006 INCR/DECR (5)	2005-2006 TOTAL (6)	2006-2007 INCR/DECR (7)	2006-2007 TOTAL (8)

TOTAL REQUIREMENTS	549,675,065	603,256,206	602,548,010	2,686,627	605,234,637	4,181,491	606,729,501

ESTIMATED RECEIPTS							

43 2B01 PRIV. GRANT/CONTRACT APH	107,863	95,000	95,000	0	95,000	0	95,000
43 2210 FAMILY PLAN LOCAL MATCH	9,219,690	9,219,690	9,219,690	0	9,219,690	0	9,219,690
43 2240 FORSYTH CO SPEC-DENTAL	150,498	186,003	186,003	1,481	187,484	1,481	187,484
43 2298 LHD PT. FEES	3,522,059	3,522,060	3,522,060	0	3,522,060	0	3,522,060
43 2410 FORSYTH SMART START	31,672	55,893	55,893	205	56,098	205	56,098
43 2420 R. JOHNSON -TURNING PT	137,181	213,768	213,768	0	213,768	0	213,768
43 2421 RWJ-DIABETES COLLABORATI	77,474	0	0	0	0	0	0
43 2440 RWJ-YOUTH TOBACCO PREVENI	92,702	12,867	12,867	0	12,867	0	12,867
43 2445 RWJ-SURV OF ENV MICRO	28,741	0	0	0	0	0	0
43 2460 AMERICAN LEGACY FOUND.	546,555	835,696	835,696	0	835,696	0	835,696
43 2502 UNC-CCR BIRTH DEFECTS	237,374	293,041	293,041	0	293,041	0	293,041
43 2535 YOUTH SUICIDE EDU GRANT	52,794	0	0	0	0	0	0
43 2536 AMERICORPS GRNAT	7,574	196,643	196,643	0	196,643	0	196,643
43 2540 DOT GRANT BAT MOBILE	75,996	585,597	585,597	461	586,058	461	586,058
43 2996 PROVIDER MATCH	3,367,580	1,095,644	1,095,644	0	1,095,644	0	1,095,644
43 4160 PROFESSIONAL SERVICES	695,683	647,716	647,716	-2,145	645,571	-2,145	645,571
43 4200 HOSPITAL & MEDICAL SALES	514,465	334,621	334,621	0	334,621	0	334,621
43 4310 SALE OF PUBLICATIONS	21,186	0	0	0	0	0	0
43 4320 SALE OF SURPLUS PROPERTY	49	1,500	1,500	0	1,500	0	1,500
43 4390 OTH SALES OF GDS OR PUBL	1,498,864	2,465,396	2,465,396	0	2,465,396	0	2,465,396
43 5100 BSNS LICENSE FEES	624,261	870,375	870,375	3,143	873,518	3,143	873,518
43 5200 NON BUS PERMIT/LIC FEES	1,656,701	1,388,017	1,388,017	0	1,388,017	0	1,388,017
43 5300 CERTIFICATION FEES	153,130	150,046	150,046	0	150,046	0	150,046
43 5400 INSPECTION/EXAMIN FEES	1,330,630	1,228,406	1,228,406	3,568	1,231,974	3,568	1,231,974
43 5600 REGISTRATION FEES	38,957	9,830	9,830	0	9,830	0	9,830
43 5900 OTHER LIC,FEES/PERMITS	1,657,060	1,091,840	1,091,840	0	1,091,840	0	1,091,840
43 6200 PRIVATE DONATIONS & GIFT	345,396	114,588	114,588	0	114,588	0	114,588
43 7117 REBATES	52,504,681	53,214,306	53,214,306	0	53,214,306	0	53,214,306
43 7119 PUBLIC ASSIST COLLECTION	217,682	288,094	288,094	0	288,094	0	288,094
43 7122	44	0	0	0	0	0	0
43 7123	5,841	0	0	0	0	0	0

Summary by Account

14430 DHHS - Division of Public Health

DESCRIPTION (1)	2003-2004 ACTUAL (2)	2004-2005 CERTIFIED (3)	2004-2005 AUTHORIZED (4)	2005-2006 INCR/DECR (5)	2005-2006 TOTAL (6)	2006-2007 INCR/DECR (7)	2006-2007 TOTAL (8)
43 7300 INDIRECT(OVERHD) COST RE	1,018,655	1,756,541	1,756,541	0	1,756,541	0	1,756,541
43 7990 OTHER MISC REV-PROGRAM	176,862	383,532	383,532	8,194	391,726	8,194	391,726
43 7992 IMP/PETTY CASH RE-DEPOSI	1,750	2,400	2,400	0	2,400	0	2,400
43 7994 RETURNED CHECK FEE	2,726	0	0	0	0	0	0
43 7995 OTHER MISC REVENUE-GNRL	0	53,122	53,122	-13,003	40,119	-13,003	40,119
43 81C1 TRF FROM FUND 1992	2,621,919	0	0	0	0	0	0
43 81C2 TRANSFER TO BC 14430	701	0	0	0	0	0	0
43 81DC TRF FROM BC 64412	0	103	103	0	103	0	103
43 81J1 TR FR DSS-CASE MANAG	363,158	0	0	0	0	0	0
43 81K1 TFR FROM DMA-BC 14445	8,667	0	0	0	0	0	0
43 8101 TRANS-FED INDIRECT RESERV	0	105,706	105,706	0	105,706	0	105,706
43 811E GHSP-BAT MOBILE UNIT	0	2,406	2,406	0	2,406	0	2,406
43 8155 DEM TR-105 GRANT-NESHAP	26,344	52,727	52,727	0	52,727	0	52,727
43 819J TRS FRM CRIME CONTROL	72,730	0	0	0	0	0	0
43 819K TRANSFER FR DENR-BC 1443	395,230	497,742	497,742	-21,404	476,338	-21,404	476,338
43 819M TRANSFER FR DPI-BC 13510	247,375	263,652	263,652	0	263,652	0	263,652
43 819S TRF FR DOT-80000	463,309	541,614	541,614	10,460	552,074	11,137	552,751
43 819T TFR FR AOC-BC 22004	1,042,568	1,128,224	1,128,224	18,119	1,146,343	19,042	1,147,266
43 819V TRF. FR. OST- BC 23460	589,706	100,000	100,000	0	100,000	0	100,000
43 819Z TRANSFER FROM UNC	20,920	22,000	22,000	1	22,001	1	22,001
53 8220 REIMB-DUAL EMPLOYMENT	77,562	1,823	1,823	0	1,823	0	1,823
53 8310 REFUND MEDICAID DME/SUPP	1,030,465	1,027,489	1,027,489	0	1,027,489	0	1,027,489
53 8340 GOV MOREHD PRESCHL LEASE	1,490	0	0	0	0	0	0
53 8342 DIS DETER-MED RED COPYIN	2,506	0	0	0	0	0	0
53 8344 WILKES HLTH DPT REIM DEC	4,400	0	0	0	0	0	0
53 8345 UCP-WCDC REIM DEC	4,700	0	0	0	0	0	0
53 8346 ATRC DURHAM REIMBURSEMEN	13,750	0	0	0	0	0	0
53 8354 PY ROE 6840 HOST - INP	51,622	0	0	0	0	0	0
53 8355 PY ROE 6850 HOSP - OUTPT	22,536	0	0	0	0	0	0
53 8356 PY ROE 6861 APPLIANCES	5,572	0	0	0	0	0	0
53 8357 PY ROE 6863 PHYSICIANS	37,003	0	0	0	0	0	0
53 8358 PY ROE 6864 OTHER PROF.	327	0	0	0	0	0	0
53 8359 PY ROE 6865 PHARMACY	4,806	0	0	0	0	0	0
53 8364 PY ROE 6874 PAT SUPP	1,520	0	0	0	0	0	0
53 8372 MEDICAID MAXIMIZATION	3,781,506	3,692,476	3,692,476	0	3,692,476	0	3,692,476
53 8375 DMA MEDICAID TITLE XIX	10,535,836	22,853,992	22,853,992	42,347	22,896,339	42,347	22,896,339
53 88AB CHILD/ADULT DAY CARE/SFP	73,909,245	73,372,207	73,372,207	6,723	73,378,930	6,723	73,378,930

Summary by Account

14430 DHHS - Division of Public Health

DESCRIPTION (1)	2003-2004 ACTUAL (2)	2004-2005 CERTIFIED (3)	2004-2005 AUTHORIZED (4)	2005-2006 INCR/DECR (5)	2005-2006 TOTAL (6)	2006-2007 INCR/DECR (7)	2006-2007 TOTAL (8)
53 88AC SUMMER FOOD PROGRAM	-9,992	0	0	0	0	0	0
53 88AD STATE ADMIN EXPENSE	1,043,426	1,712,803	1,712,803	7,843	1,720,646	7,843	1,720,646
53 88AE FARMERS MARKET NUTRITION	6,245	365,470	365,470	0	365,470	0	365,470
53 88AG WIC SPECIAL PROJECT	0	557	557	0	557	0	557
53 88AH WIC INFRASTRUCTURE	107,672	24,500	24,500	0	24,500	0	24,500
53 88AJ IMMUNIZATION PROGRAM	6,562,277	6,212,346	6,212,346	11,908	6,224,254	11,908	6,224,254
53 88AK TITLE X FAMILY PLANNING	7,812,745	6,906,110	6,906,110	-1,987	6,904,123	-1,987	6,904,123
53 88AM SYS DEV FOR CHILD/ADOL	103,575	99,459	99,459	0	99,459	0	99,459
53 88AN PREV. DISAB.	424,731	541,800	541,800	0	541,800	0	541,800
53 88AP MCH BLOCK GRANT	16,242,859	25,455,768	25,455,768	0	25,455,768	0	25,455,768
53 88AQ HEALTHY CHILD CARE INIT.	55,000	32,400	32,400	0	32,400	0	32,400
53 88AS SURVEIL HAZ SUBS EVENTS	76,702	79,400	79,400	-519	78,881	-519	78,881
53 88AW EPA-ASBESTOS ENHANCEMENT	95,578	96,360	96,360	-2,152	94,208	-2,152	94,208
53 88BB STD PREV. CAMPAIGN	4,913,939	5,824,636	5,824,636	441	5,825,077	441	5,825,077
53 88BC HIV PREVENTION PROJECT	4,403,672	5,421,242	5,421,242	2,558	5,423,800	2,558	5,423,800
53 88BD TB CONTROL PRGM & AIDS	1,892,172	3,577,218	3,577,218	-2,301	3,574,917	-2,301	3,574,917
53 88BE HIV/AIDS SURVEILLANCE	427,630	576,354	576,354	4,416	580,770	4,416	580,770
53 88BJ PRAMS	156,665	149,368	149,368	0	149,368	0	149,368
53 88BK PREVENTIVE HEALTH BLOCK	4,008,694	3,818,498	3,818,498	0	3,818,498	0	3,818,498
53 88BL BEHAVIORAL RISK FACTOR G	7,658	2,343	2,343	0	2,343	0	2,343
53 88BN DIABETES CONTROL PROGRAM	960,270	1,033,607	1,033,607	109	1,033,716	109	1,033,716
53 88BP PROJECT DIRECT	0	48,925	48,925	0	48,925	0	48,925
53 88BQ BREAST/CERVICAL CANCER	12,899	40,096	40,096	1,760	41,856	1,760	41,856
53 88BR PROJECT ASSIST	166,358	167,151	167,151	0	167,151	0	167,151
53 88BS HHS-RYAN WHITE HIV CARE	22,084,678	26,446,579	26,446,579	53	26,446,632	53	26,446,632
53 88BT REFUGEE HEALTH GRANT	73,726	76,384	76,384	1,716	78,100	1,716	78,100
53 88BU HUD HOPWA	1,127,555	2,003,757	2,003,757	397	2,004,154	397	2,004,154
53 88BW R/S FEAS. STD TREATMENT	-189	551	551	0	551	0	551
53 88CB WIC NUTRITION	31,724,902	36,388,787	36,388,787	5,327	36,394,114	5,327	36,394,114
53 88CC PFIS. ILLNESS SUR & PVT	544,794	3,032,417	3,032,417	4,077	3,036,494	4,077	3,036,494
53 88CD BCCCP/WISEWOMAN	-107,279	-2,195	-2,195	0	-2,195	0	-2,195
53 88CE HEALTHY START/BABY LOVE	588,994	775,955	775,955	0	775,955	0	775,955
53 88CF ABSTINENCE ED./BLOCK GRT	287,969	1,177,657	1,177,657	0	1,177,657	0	1,177,657
53 88CG WIC SPECIAL PROJECT	2,177	0	0	0	0	0	0
53 88CJ FIRE INJURY PREVENTION C	5,179	5,324	5,324	0	5,324	0	5,324
53 88CK STATE ASSESSMENT INITIAT	16,345	31,289	31,289	0	31,289	0	31,289
53 88CL TEAM NUTR TNG GRANT	197,602	173,488	173,488	0	173,488	0	173,488

Summary by Account

14430 DHHS - Division of Public Health

DESCRIPTION (1)	2003-2004 ACTUAL (2)	2004-2005 CERTIFIED (3)	2004-2005 AUTHORIZED (4)	2005-2006 INCR/DECR (5)	2005-2006 TOTAL (6)	2006-2007 INCR/DECR (7)	2006-2007 TOTAL (8)
53 88CM CARDIOVASCULAR DIS PREV	1,326,462	1,812,021	1,812,021	2,847	1,814,868	2,847	1,814,868
53 88CP COMPREHENSIVE CANCER GRA	-8,795	0	0	0	0	0	0
53 88CQ REDUCING-BURDEN ARTHRITI	14,410	134	134	0	134	0	134
53 88CR CDC BIOTERRORISM PREPARE	20,127,647	27,481,465	27,481,465	0	27,481,465	0	27,481,465
53 88CS TRIAD BABY LOVE	935,179	959,269	959,269	0	959,269	0	959,269
53 88CU INITIATIVE ON HIV/AIDS	199,451	237,859	237,859	345	238,204	345	238,204
53 88CW CDC-FOODBORNE SURVEILLAN	1,025,716	1,527,097	1,527,097	-153	1,526,944	-153	1,526,944
53 88CX LEAD BASED PAINT TRNG	290,766	333,742	333,742	-4,680	329,062	-4,680	329,062
53 88CY UNIVERSAL NEWBORN HEARIN	51,601	103,599	103,599	0	103,599	0	103,599
53 88DA HS/ELIM DISP PERINATAL	520,616	512,232	512,232	0	512,232	0	512,232
53 88DB CDC UNINTENTIONAL INJURY	11,643	63,220	63,220	0	63,220	0	63,220
53 88DC CDC INJURY CAPACITY	68,754	63,038	63,038	0	63,038	0	63,038
53 88DD ST N/PA TO PREVENT OBESI	363,650	257	257	0	257	0	257
53 88DE GENETIC SERVICES-GENOMIC	55,516	8,701	8,701	0	8,701	0	8,701
53 88DF WIC FOOD GRANT	92,431,863	84,140,508	84,140,508	0	84,140,508	0	84,140,508
53 88DG WIC FARMER'S MKT - FOOD	226,943	0	0	0	0	0	0
53 88DX CACFP / CASH IN LIEU	4,680,940	3,049,400	3,049,400	0	3,049,400	0	3,049,400
53 88EC NATIONAL VIOLENT DEATH R	166,460	288,986	288,986	1,716	290,702	1,716	290,702
53 88EE PREV OF FIRE RELATED INJ	152,055	144,902	144,902	0	144,902	0	144,902
53 88EF BIOMONITORING PLANNING	105,499	151,770	151,770	0	151,770	0	151,770
53 88EG HEALTHY CAROLINIANS COMM	37,285	0	0	0	0	0	0
53 88EH EHDI TRACKING-NEWBORN	-102,677	150,000	150,000	0	150,000	0	150,000
53 88EK NAT CANCER PREV/CONTROL	3,900,130	4,380,294	4,380,294	45,017	4,425,311	45,017	4,425,311
53 88EL HHS-CDC DIISOCYANATE GRT	51,530	183,012	183,012	0	183,012	0	183,012
53 88EM OCCUP SERVEILLANCE GRANT	70,113	115,184	115,184	196	115,380	196	115,380
53 88EN HHS-STATE EARLY CHILDD	15,287	99,999	99,999	0	99,999	0	99,999
53 88EP CHRONIC DISEASE GRANT	3,146,167	4,319,343	4,319,343	1,006	4,320,349	1,006	4,320,349
53 88FA FAMILY VIOLENCE GRANT	129,204	162,499	162,499	0	162,499	0	162,499
53 88FB HHS-CDC-VIOL.AGAINST WOM	8,719	0	0	0	0	0	0
53 88FH HRSA BIOTERRORISM GRANT	0	200,000	200,000	0	200,000	0	200,000
53 88JG HEALTY AGING GRANT	5,000	0	0	0	0	0	0
53 88JH COMM BASED DIABESTS INIT	40,899	0	0	0	0	0	0
53 88LB HHS-LEAD BSD PAINT EPAA	42,220	38,898	38,898	0	38,898	0	38,898
53 88RP RAPE PREVENTION GRANT	1,458,400	1,182,770	1,182,770	171	1,182,941	171	1,182,941
53 882H CHILD CARE & DEV.FUNDS/D	257,437	400,000	400,000	0	400,000	0	400,000
53 885B SAPT BLOCK GRANT	586,356	631,335	631,335	0	631,335	0	631,335
53 885C EARLY INTERVENTION GRANT	7,882,687	12,972,348	12,972,348	48,209	13,020,557	48,209	13,020,557

Summary by Account

14430 DHHS - Division of Public Health

DESCRIPTION (1)	2003-2004 ACTUAL (2)	2004-2005 CERTIFIED (3)	2004-2005 AUTHORIZED (4)	2005-2006 INCR/DECR (5)	2005-2006 TOTAL (6)	2006-2007 INCR/DECR (7)	2006-2007 TOTAL (8)
53 886C MEDICAID ADMIN. & TRNG.	6,769,637	4,368,742	4,356,326	-413	4,355,913	-413	4,355,913
53 886D HHS-HEALTH CHOICE	329,275	475,770	475,770	0	475,770	0	475,770
53 886L SE MH AND SUBSTANCE ABUS	0	18,750	18,750	0	18,750	0	18,750
53 887Q SOCIAL SVCS. BLOCK GRNT	105,989	145,819	145,819	0	145,819	0	145,819
53 888B EPA-HAZARDOUS WASTE	0	62	62	0	62	0	62
53 888K TANF FUNDS	2,094,090	2,500,000	2,500,000	0	2,500,000	0	2,500,000

TOTAL RECEIPTS	431,049,201	469,493,822	469,481,406	186,057	469,667,463	187,657	469,669,063

NET APPROPRIATION	118,625,864	133,762,384	133,066,604	2,500,570	135,567,174	3,993,834	137,060,438

Position Counts Summary by Purpose

14430 DHHS - Division of Public Health

DESCRIPTION (1)	2003-2004 ACTUAL (2)	2004-2005 CERTIFIED (3)	2004-2005 AUTHORIZED (4)	2005-2006 INCR/DECR (5)	2005-2006 TOTAL (6)	2006-2007 INCR/DECR (7)	2006-2007 TOTAL (8)
REQUIREMENTS							
1110 DIVISION OFFICES	63.00	62.00	63.00	.00	63.00	.00	63.00
1130 REGIONAL OFFICES SUPPORT	4.00	4.00	4.00	.00	4.00	.00	4.00
1160 STATE CTR-HEALTH STATIST	64.00	64.00	64.00	.00	64.00	.00	64.00
1410 LOCAL HEALTH SERVICES	24.71	17.00	24.71	.00	24.71	.00	24.71
1420 MEDICAL EXAMINER	32.80	32.80	32.80	.00	32.80	.00	32.80
1430 OFFICE OF CHIEF NURSE	7.00	7.00	7.00	.00	7.00	.00	7.00
1435 DENTAL HEALTH SERVICES	77.50	79.50	77.50	.00	77.50	.00	77.50
1440 HWY SAFETY SCIENT SERV	28.00	28.00	28.00	.00	28.00	.00	28.00
1451 COMMUNICABLE DIS/BIOTER.	23.00	22.01	23.01	.00	23.01	.00	23.01
1461 HIV/STD PREVENT. & CARE	119.00	119.00	119.00	.00	119.00	.00	119.00
1465 VITAL RECORDS	59.00	59.00	59.00	.00	59.00	.00	59.00
1471 OCUPP.& ENV EPIDEMIOLOG	42.25	43.25	42.25	.00	42.25	.00	42.25
1505 WOMENS & CHILDREN HLTH	5.00	6.00	5.00	.00	5.00	.00	5.00
1511 WOMEN'S HEALTH	43.75	43.75	43.75	.00	43.75	.00	43.75
1515 Children's Dev Svc Agenc	664.23	665.82	664.22	.00	664.22	.00	664.22
1516 EARLY INTERVENTION	18.00	18.00	18.00	.00	18.00	.00	18.00
1520 SICKLE CELL & GENETIC CO	22.00	22.00	22.00	.00	22.00	.00	22.00
1531 SPECIAL NEEDS CHILDREN	49.00	48.00	49.00	.00	49.00	.00	49.00
1535 CHILD HEALTH	22.40	20.80	22.40	.00	22.40	.00	22.40
1540 NUTRITION & DIETARY SVCS	28.73	28.73	28.73	.00	28.73	.00	28.73
1551 CHRONIC DISEASES	102.02	111.74	104.03	.00	104.03	.00	104.03
1560 PUB. HLTH LABORATORY SVC	187.00	185.00	187.00	.00	187.00	.00	187.00
1561 BT GRANT REGULAR	41.10	41.10	41.10	.00	41.10	.00	41.10
1562 BT GRANT SNS	3.20	3.20	3.20	.00	3.20	.00	3.20
1563 BT GRANT SMALLPOX	7.70	7.70	7.70	.00	7.70	.00	7.70
1570 IMMUNIZATION	38.00	38.00	38.00	.00	38.00	.00	38.00
1575 CHILD NUTRITION PROGRAMS	30.27	30.27	30.27	.00	30.27	.00	30.27
TOTAL REQUIREMENTS	1,806.66	1,807.68	1,808.68	.00	1,808.68	.00	1,808.68

Position Counts Summary by Account

14430 DHHS - Division of Public Health

DESCRIPTION (1)	2003-2004 ACTUAL (2)	2004-2005 CERTIFIED (3)	2004-2005 AUTHORIZED (4)	2005-2006 INCR/DECR (5)	2005-2006 TOTAL (6)	2006-2007 INCR/DECR (7)	2006-2007 TOTAL (8)
REQUIREMENTS							
53 1211 SPA-REG SALARIES-APPR	740.82	738.84	740.84	.00	740.84	.00	740.84
53 1212 SPA-REG SALARIES-RECPT	844.17	849.94	849.94	.00	849.94	.00	849.94
53 1213 SPA-REG SALARIES-UNDESIG	209.17	205.40	204.40	.00	204.40	.00	204.40
53 1222 TIME LMTD SALARIES-REC	12.50	12.50	12.50	.00	12.50	.00	12.50
53 4400 OTHER STRUCTURES & IMPR	.00	1.00	1.00	.00	1.00	.00	1.00
TOTAL REQUIREMENTS	1,806.66	1,807.68	1,808.68	.00	1,808.68	.00	1,808.68

Fund Detail

14430 DHHS - Division of Public Health

1110 Division Offices

DESCRIPTION (1)	2003-2004 ACTUAL (2)	2004-2005 CERTIFIED (3)	2004-2005 AUTHORIZED (4)	2005-2006 INCR/DECR (5)	2005-2006 TOTAL (6)	2006-2007 INCR/DECR (7)	2006-2007 TOTAL (8)
REQUIREMENTS							
53 1211 SPA-REG SALARIES-APPR	1,568,285	1,955,857	2,078,690	0	2,078,690	0	2,078,690
53 1212 SPA-REG SALARIES-RECPT	411,793	688,897	688,897	0	688,897	0	688,897
53 1213 SPA-REG SALARIES-UNDESIG	92,799	140,015	140,015	0	140,015	0	140,015
53 1461 EPA&SPA-LONGVTY PAY-APPR	28,125	34,374	34,374	0	34,374	0	34,374
53 1462 EPA&SPA-LONGVTY PAY-REC	5,190	7,467	7,467	0	7,467	0	7,467
53 1511 SOCIAL SEC CONTRIB-APPRO	114,760	146,032	157,284	0	157,284	0	157,284
53 1512 SOCIAL SEC CONTRIB-RECPT	30,983	54,181	54,181	-1,428	52,753	-1,428	52,753
53 1513 SOCIAL SEC CONTRIB-UNDES	7,088	10,712	10,712	0	10,712	0	10,712
53 1521 REG RETIRE CONTRIB-APPRO	53,544	79,615	84,367	0	84,367	0	84,367
53 1522 REG RETIRE CONTRIB-RECPT	14,260	40,774	40,774	-1,345	39,429	-1,345	39,429
53 1523 REG RETIRE CONTRIB-UNDES	3,173	5,058	5,058	0	5,058	0	5,058
53 1561 MED INS CONTRIB-APPRO	102,862	144,019	149,969	0	149,969	0	149,969
53 1562 MED INS CONTRIB-RECPTS	29,790	51,700	51,700	0	51,700	0	51,700
53 1563 MED INS CONTRIB-UNDESIGN	6,612	8,799	8,799	0	8,799	0	8,799
53 1627 ST DISABILITY PMT-APPROP	13,212	0	0	0	0	0	0
53 1651 COMPENSATION TO BOARD ME	1,545	0	1,580	0	1,580	0	1,580
TOTAL PERSONAL SERVICES	2,484,021	3,367,500	3,513,867	-2,773	3,511,094	-2,773	3,511,094
53 2110 LEGAL SERVICES	758	0	0	0	0	0	0
53 2140 INFORMATN TECHNOLOGY SVC	0	33,904	33,904	0	33,904	0	33,904
53 2170 ADMIN SVC-PROF TEST SVC	251,930	13,171	23,171	0	23,171	0	23,171
53 2181 WRKSHOP/CONF EXP-FOOD SE	2,148	0	20	0	20	0	20
53 2192 HONORARIUMS	2,400	0	0	0	0	0	0
53 2300 REPAIR SERVICES	228	2,108	456	0	456	0	456
53 2400 MAINTENANCE AGREEMENTS	5,893	376	4,123	0	4,123	0	4,123
53 2500 RENTALS/LEASES	551,259	613,661	647,358	450,445	1,097,803	617,717	1,265,075
53 2700 TRAVEL & OTHER EMP EXP	25,810	19,549	11,018	4,325	15,343	4,325	15,343
53 2800 COMMUN. & DATA PROCESS	49,476	28,089	33,543	0	33,543	0	33,543
53 2900 OTHER SERVICES	9,710	9,491	9,949	0	9,949	0	9,949
TOTAL PURCHASED SERVICES	899,612	720,349	763,542	454,770	1,218,312	622,042	1,385,584
53 3100 GENERAL ADMIN SUPPLIES	19,505	14,188	18,104	0	18,104	0	18,104
53 3900 OTHER MATERIALS & SUPP	64	0	0	0	0	0	0
TOTAL SUPPLIES	19,569	14,188	18,104	0	18,104	0	18,104
53 4500 EQUIPMENT	27,863	2,704	10,905	0	10,905	0	10,905
53 4600 ART, OTHER ARTIF & LITER	0	78	0	0	0	0	0
53 4700 INTANGIBLE ASSETS	0	300	0	0	0	0	0

Fund Detail

14430 DHHS - Division of Public Health

1110 Division Offices

DESCRIPTION (1)	2003-2004 ACTUAL (2)	2004-2005 CERTIFIED (3)	2004-2005 AUTHORIZED (4)	2005-2006 INCR/DECR (5)	2005-2006 TOTAL (6)	2006-2007 INCR/DECR (7)	2006-2007 TOTAL (8)
REQUIREMENTS							

TOTAL PROPERTY, PLANT & EQUIPMT	27,863	3,082	10,905	0	10,905	0	10,905

53 5600 ASSETS & OTHER ADJUSTME	1,018,655	1,748,849	1,748,849	0	1,748,849	0	1,748,849
53 5800 OTHER ADM EXPENSES	22,855	3,865	24,313	0	24,313	0	24,313
53 5900 OTHER EXPENSES	1,796	450	500	0	500	0	500

TOTAL OTHER EXPENSES & ADJUSTMEN	1,043,306	1,753,164	1,773,662	0	1,773,662	0	1,773,662

53 8010 FLEX SPEND ACCT SAV TRAN	2,733	380	380	0	380	0	380

TOTAL INTRAGOVERNMENTAL TRANSACT	2,733	380	380	0	380	0	380

TOTAL REQUIREMENTS	4,477,104	5,858,663	6,080,460	451,997	6,532,457	619,269	6,699,729

ESTIMATED RECEIPTS							

43 4160 PROFESSIONAL SERVICES	0	64,338	64,338	-2,128	62,210	-2,128	62,210
43 7300 INDIRECT(OVERHD) COST RE	1,018,655	1,702,448	1,702,448	0	1,702,448	0	1,702,448
43 7995 OTHER MISC REVENUE-GNRL	0	1,791	1,791	-1,791	0	-1,791	0
43 8101 TRANS-FED INDIRECT RESERV	0	105,706	105,706	0	105,706	0	105,706
43 819M TRANSFER FR DPI-BC 13510	0	2,250	2,250	0	2,250	0	2,250
53 88AD STATE ADMIN EXPENSE	27,898	51,533	51,533	1,121	52,654	1,121	52,654
53 88AJ IMMUNIZATION PROGRAM	28,751	28,801	28,801	0	28,801	0	28,801
53 88AK TITLE X FAMILY PLANNING	27,694	27,694	27,694	0	27,694	0	27,694
53 88AP MCH BLOCK GRANT	46,618	48,963	48,963	0	48,963	0	48,963
53 88BB STD PREV. CAMPAIGN	49,710	59,971	59,971	0	59,971	0	59,971
53 88BC HIV PREVENTION PROJECT	69,575	107,259	107,259	0	107,259	0	107,259
53 88BK PREVENTIVE HEALTH BLOCK	109,860	119,690	119,690	0	119,690	0	119,690
53 88BN DIABETES CONTROL PROGRAM	8,787	10,984	10,984	0	10,984	0	10,984
53 88BQ BREAST/CERVICAL CANCER	0	39	39	0	39	0	39
53 88BS HHS-RYAN WHITE HIV CARE	70,016	103,731	103,731	0	103,731	0	103,731
53 88CB WIC NUTRITION	158,401	179,921	179,921	25	179,946	25	179,946
53 88CC PFIS. ILLNESS SUR & PVT	8,604	3,262	3,262	0	3,262	0	3,262
53 88CE HEALTHY START/BABY LOVE	5,000	0	0	0	0	0	0
53 88CM CARDIOVASCULAR DIS PREV	27,200	19,626	19,626	0	19,626	0	19,626
53 88CR CDC BIOTERRORISM PREPARE	25,894	-1,222	-1,222	0	-1,222	0	-1,222
53 88CS TRIAD BABY LOVE	12,579	0	0	0	0	0	0
53 88EM OCCUP SERVEILLANCE GRANT	0	4,420	4,420	0	4,420	0	4,420

Fund Detail

14430 DHHS - Division of Public Health

1110 Division Offices

DESCRIPTION (1)	2003-2004 ACTUAL (2)	2004-2005 CERTIFIED (3)	2004-2005 AUTHORIZED (4)	2005-2006 INCR/DECR (5)	2005-2006 TOTAL (6)	2006-2007 INCR/DECR (7)	2006-2007 TOTAL (8)
ESTIMATED RECEIPTS							
53 88EN HHS-STATE EARLY CHILDDHD	2,500	2,500	2,500	0	2,500	0	2,500
53 88EP CHRONIC DISEASE GRANT	8,190	8,190	8,190	0	8,190	0	8,190
53 885C EARLY INTERVENTION GRANT	0	241,947	241,947	0	241,947	0	241,947
53 886C MEDICAID ADMIN. & TRNG.	67,893	67,939	67,939	0	67,939	0	67,939

TOTAL RECEIPTS	1,773,825	2,961,781	2,961,781	-2,773	2,959,008	-2,773	2,959,008

NET APPROPRIATION	2,703,279	2,896,882	3,118,679	454,770	3,573,449	622,042	3,740,721

Fund Detail

14430 DHHS - Division of Public Health

1130 Regional Offices Support

DESCRIPTION (1)	2003-2004 ACTUAL (2)	2004-2005 CERTIFIED (3)	2004-2005 AUTHORIZED (4)	2005-2006 INCR/DECR (5)	2005-2006 TOTAL (6)	2006-2007 INCR/DECR (7)	2006-2007 TOTAL (8)
REQUIREMENTS							
53 1211 SPA-REG SALARIES-APPR	0	12,800	0	0	0	0	0
53 1213 SPA-REG SALARIES-UNDESIG	49,445	98,003	98,003	0	98,003	0	98,003
53 1463 EPA&SPA-LONGVTY PAY-UNDE	1,264	2,543	2,543	0	2,543	0	2,543
53 1511 SOCIAL SEC CONTRIB-APPRO	0	980	0	0	0	0	0
53 1513 SOCIAL SEC CONTRIB-UNDES	3,885	7,497	7,497	0	7,497	0	7,497
53 1521 REG RETIRE CONTRIB-APPRO	0	388	0	0	0	0	0
53 1523 REG RETIRE CONTRIB-UNDES	1,719	96	96	0	96	0	96
53 1563 MED INS CONTRIB-UNDESIGN	6,613	13,699	13,699	0	13,699	0	13,699
TOTAL PERSONAL SERVICES	62,926	136,006	121,838	0	121,838	0	121,838
TOTAL REQUIREMENTS	62,926	136,006	121,838	0	121,838	0	121,838
ESTIMATED RECEIPTS							
53 88AP MCH BLOCK GRANT	35,956	67,198	67,198	0	67,198	0	67,198
TOTAL RECEIPTS	35,956	67,198	67,198	0	67,198	0	67,198
NET APPROPRIATION	26,970	68,808	54,640	0	54,640	0	54,640

Fund Detail

14430 DHHS - Division of Public Health

1160 State Center for Health Statistics

DESCRIPTION (1)	2003-2004 ACTUAL (2)	2004-2005 CERTIFIED (3)	2004-2005 AUTHORIZED (4)	2005-2006 INCR/DECR (5)	2005-2006 TOTAL (6)	2006-2007 INCR/DECR (7)	2006-2007 TOTAL (8)
REQUIREMENTS							
53 1211 SPA-REG SALARIES-APPR	1,452,781	1,564,272	1,553,588	0	1,553,588	0	1,553,588
53 1212 SPA-REG SALARIES-RECPT	391,187	566,963	566,963	0	566,963	0	566,963
53 1213 SPA-REG SALARIES-UNDESIG	283,110	289,320	289,320	0	289,320	0	289,320
53 1222 TIME LMTD SALARIES-REC	145,877	156,390	156,390	0	156,390	0	156,390
53 1411 OVERTIME PAY - APPROP	0	960	960	0	960	0	960
53 1461 EPA&SPA-LONGVTY PAY-APPR	22,067	20,742	20,742	0	20,742	0	20,742
53 1462 EPA&SPA-LONGVTY PAY-REC	769	769	769	0	769	0	769
53 1463 EPA&SPA-LONGVTY PAY-UNDE	1,427	1,352	1,352	0	1,352	0	1,352
53 1511 SOCIAL SEC CONTRIB-APPRO	108,764	119,642	119,361	0	119,361	0	119,361
53 1512 SOCIAL SEC CONTRIB-RECPT	39,919	55,768	55,768	-251	55,517	-251	55,517
53 1513 SOCIAL SEC CONTRIB-UNDES	21,461	22,132	22,132	0	22,132	0	22,132
53 1521 REG RETIRE CONTRIB-APPRO	50,331	91,385	91,169	0	91,169	0	91,169
53 1522 REG RETIRE CONTRIB-RECPT	17,991	41,038	41,038	317	41,355	317	41,355
53 1523 REG RETIRE CONTRIB-UNDES	9,648	16,296	16,296	0	16,296	0	16,296
53 1561 MED INS CONTRIB-APPRO	111,512	128,700	128,700	0	128,700	0	128,700
53 1562 MED INS CONTRIB-RECPTS	43,459	63,492	63,492	0	63,492	0	63,492
53 1563 MED INS CONTRIB-UNDESIGN	26,391	27,456	27,456	0	27,456	0	27,456
53 1631 WRKER COMP-MED PAYMENTS	1,355	0	0	0	0	0	0
TOTAL PERSONAL SERVICES	2,728,049	3,166,677	3,155,496	66	3,155,562	66	3,155,562
53 2140 INFORMATN TECHNOLOGY SVC	81,451	9,717	9,717	0	9,717	0	9,717
53 2170 ADMIN SVC-PROF TEST SVC	93,791	220,399	220,399	0	220,399	0	220,399
53 2181 WRKSHOP/CONF EXP-FOOD SE	263	600	600	0	600	0	600
53 2185 WASTE REM/RECY SER AGREE	177	0	0	0	0	0	0
53 2199 MISC CONTRACTUAL SERVICE	358	1,113	1,113	0	1,113	0	1,113
53 2300 REPAIR SERVICES	517	49,412	40,628	0	40,628	0	40,628
53 2400 MAINTENANCE AGREEMENTS	51,410	55,499	41,201	0	41,201	0	41,201
53 2500 RENTALS/LEASES	53,964	62,436	63,269	0	63,269	0	63,269
53 2700 TRAVEL & OTHER EMP EXP	52,587	132,569	130,913	0	130,913	0	130,913
53 2800 COMMUN. & DATA PROCESS	144,074	191,386	196,083	0	196,083	0	196,083
53 2900 OTHER SERVICES	38,541	40,291	42,967	0	42,967	0	42,967
TOTAL PURCHASED SERVICES	517,133	763,422	746,890	0	746,890	0	746,890
53 3100 GENERAL ADMIN SUPPLIES	41,180	44,281	46,112	0	46,112	0	46,112
53 3700 RES/DEV & EDUC SUPPLIES	2,627	5,250	5,750	0	5,750	0	5,750
53 3900 OTHER MATERIALS & SUPP	20	7,050	6,000	0	6,000	0	6,000
TOTAL SUPPLIES	43,827	56,581	57,862	0	57,862	0	57,862

Fund Detail

14430 DHHS - Division of Public Health

1160 State Center for Health Statistics

DESCRIPTION (1)	2003-2004 ACTUAL (2)	2004-2005 CERTIFIED (3)	2004-2005 AUTHORIZED (4)	2005-2006 INCR/DECR (5)	2005-2006 TOTAL (6)	2006-2007 INCR/DECR (7)	2006-2007 TOTAL (8)
REQUIREMENTS							
53 4500 EQUIPMENT	91,146	82,624	106,815	0	106,815	0	106,815
53 4700 INTANGIBLE ASSETS	2,778	21,445	17,780	0	17,780	0	17,780
TOTAL PROPERTY, PLANT & EQUIPMT	93,924	104,069	124,595	0	124,595	0	124,595
53 5800 OTHER ADM EXPENSES	3,932	6,310	6,310	0	6,310	0	6,310
53 5900 OTHER EXPENSES	1,471	16,762	11,487	0	11,487	0	11,487
TOTAL OTHER EXPENSES & ADJUSTMEN	5,403	23,072	17,797	0	17,797	0	17,797
53 6929 OTHER CONT/GRT-ED-INST	11,754	11,754	11,754	0	11,754	0	11,754
TOTAL AID & PUBLIC ASSISTANCE	11,754	11,754	11,754	0	11,754	0	11,754
53 7170 REDISTRIBUTED COST	-1	0	0	0	0	0	0
TOTAL RESERVES	-1	0	0	0	0	0	0
53 8010 FLEX SPEND ACCT SAV TRAN	2,827	0	0	0	0	0	0
TOTAL INTRAGOVERNMENTAL TRANSACT	2,827	0	0	0	0	0	0
TOTAL REQUIREMENTS	3,402,916	4,125,575	4,114,394	66	4,114,460	66	4,114,460
ESTIMATED RECEIPTS							
43 2502 UNC-CCR BIRTH DEFECTS	188,610	259,626	259,626	0	259,626	0	259,626
43 4160 PROFESSIONAL SERVICES	199,830	226,405	226,405	0	226,405	0	226,405
43 7990 OTHER MISC REV-PROGRAM	14,402	57,000	57,000	0	57,000	0	57,000
43 81K1 TFR FROM DMA-BC 14445	8,667	0	0	0	0	0	0
53 88AK TITLE X FAMILY PLANNING	7,000	0	0	0	0	0	0
53 88AP MCH BLOCK GRANT	28,302	28,016	28,016	0	28,016	0	28,016
53 88BJ PRAMS	151,519	135,497	135,497	0	135,497	0	135,497
53 88BL BEHAVIORAL RISK FACTOR G	1,538	2,343	2,343	0	2,343	0	2,343
53 88CK STATE ASSESSMENT INITIAT	11,754	11,754	11,754	0	11,754	0	11,754
53 88EC NATIONAL VIOLENT DEATH R	748	0	0	0	0	0	0
53 88EK NAT CANCER PREV/CONTROL	427,434	690,497	690,497	66	690,563	66	690,563
53 88EP CHRONIC DISEASE GRANT	119,333	267,299	267,299	0	267,299	0	267,299
53 882H CHILD CARE & DEV.FUNDS/D	827	0	0	0	0	0	0

Fund Detail

14430 DHHS - Division of Public Health

1160 State Center for Health Statistics

DESCRIPTION (1)	2003-2004 ACTUAL (2)	2004-2005 CERTIFIED (3)	2004-2005 AUTHORIZED (4)	2005-2006 INCR/DECR (5)	2005-2006 TOTAL (6)	2006-2007 INCR/DECR (7)	2006-2007 TOTAL (8)
ESTIMATED RECEIPTS							
53 885C EARLY INTERVENTION GRANT	18,969	0	0	0	0	0	0
53 886C MEDICAID ADMIN. & TRNG.	107,362	125,901	125,901	0	125,901	0	125,901
TOTAL RECEIPTS	1,286,295	1,804,338	1,804,338	66	1,804,404	66	1,804,404
NET APPROPRIATION	2,116,621	2,321,237	2,310,056	0	2,310,056	0	2,310,056

Fund Detail

14430 DHHS - Division of Public Health

1410 Local Health Services

DESCRIPTION (1)	2003-2004 ACTUAL (2)	2004-2005 CERTIFIED (3)	2004-2005 AUTHORIZED (4)	2005-2006 INCR/DECR (5)	2005-2006 TOTAL (6)	2006-2007 INCR/DECR (7)	2006-2007 TOTAL (8)
REQUIREMENTS							
53 1211 SPA-REG SALARIES-APPR	211,001	227,734	555,902	0	555,902	0	555,902
53 1212 SPA-REG SALARIES-RECPT	236,731	73,777	73,777	0	73,777	0	73,777
53 1213 SPA-REG SALARIES-UNDESIG	240,996	429,939	429,939	0	429,939	0	429,939
53 1411 OVERTIME PAY - APPROP	857	0	0	0	0	0	0
53 1461 EPA&SPA-LONGVTY PAY-APPR	3,438	3,438	10,567	0	10,567	0	10,567
53 1462 EPA&SPA-LONGVTY PAY-REC	3,791	1,549	1,549	0	1,549	0	1,549
53 1463 EPA&SPA-LONGVTY PAY-UNDE	8,239	5,842	5,842	0	5,842	0	5,842
53 1511 SOCIAL SEC CONTRIB-APPRO	16,014	17,615	43,074	0	43,074	0	43,074
53 1512 SOCIAL SEC CONTRIB-RECPT	17,207	5,874	5,874	-112	5,762	-112	5,762
53 1513 SOCIAL SEC CONTRIB-UNDES	18,766	43,785	43,976	0	43,976	0	43,976
53 1521 REG RETIRE CONTRIB-APPRO	7,362	13,038	32,494	0	32,494	0	32,494
53 1522 REG RETIRE CONTRIB-RECPT	7,589	4,335	4,335	46	4,381	46	4,381
53 1523 REG RETIRE CONTRIB-UNDES	8,523	24,189	24,314	0	24,314	0	24,314
53 1561 MED INS CONTRIB-APPRO	18,053	19,628	46,089	0	46,089	0	46,089
53 1562 MED INS CONTRIB-RECPTS	15,439	11,864	11,864	0	11,864	0	11,864
53 1563 MED INS CONTRIB-UNDESIGN	16,532	29,397	29,397	0	29,397	0	29,397
53 1651 COMPENSATION TO BOARD ME	433	11,608	12,358	0	12,358	0	12,358
TOTAL PERSONAL SERVICES	830,971	923,612	1,331,351	-66	1,331,285	-66	1,331,285
53 2140 INFORMATN TECHNOLOGY SVC	145,667	0	0	0	0	0	0
53 2170 ADMIN SVC-PROF TEST SVC	300,423	132,835	132,835	0	132,835	0	132,835
53 2181 WRKSHOP/CONF EXP-FOOD SE	12,965	1,924	1,924	0	1,924	0	1,924
53 2192 HONORARIUMS	900	2,600	2,600	0	2,600	0	2,600
53 2199 MISC CONTRACTUAL SERVICE	0	152,590	152,590	0	152,590	0	152,590
53 2300 REPAIR SERVICES	0	300	645	0	645	0	645
53 2400 MAINTENANCE AGREEMENTS	1,550	650	1,250	0	1,250	0	1,250
53 2500 RENTALS/LEASES	80,393	15,012	16,957	0	16,957	0	16,957
53 2700 TRAVEL & OTHER EMP EXP	38,116	56,918	63,278	5,407	68,685	5,407	68,685
53 2800 COMMUN. & DATA PROCESS	52,882	51,794	61,833	0	61,833	0	61,833
53 2900 OTHER SERVICES	27,792	25,790	26,435	0	26,435	0	26,435
TOTAL PURCHASED SERVICES	660,688	440,413	460,347	5,407	465,754	5,407	465,754
53 3100 GENERAL ADMIN SUPPLIES	19,927	7,049	13,894	0	13,894	0	13,894
53 3700 RES/DEV & EDUC SUPPLIES	8,268	100	100	0	100	0	100
53 3900 OTHER MATERIALS & SUPP	0	713	983	0	983	0	983
TOTAL SUPPLIES	28,195	7,862	14,977	0	14,977	0	14,977
53 4500 EQUIPMENT	22,180	6,687	7,251	0	7,251	0	7,251

Fund Detail

14430 DHHS - Division of Public Health

1410 Local Health Services

DESCRIPTION (1)	2003-2004 ACTUAL (2)	2004-2005 CERTIFIED (3)	2004-2005 AUTHORIZED (4)	2005-2006 INCR/DECR (5)	2005-2006 TOTAL (6)	2006-2007 INCR/DECR (7)	2006-2007 TOTAL (8)
REQUIREMENTS							
53 4600 ART, OTHER ARTIF & LITER	796	854	650	0	650	0	650
53 4700 INTANGIBLE ASSETS	0	100	100	0	100	0	100
TOTAL PROPERTY, PLANT & EQUIPMT	22,976	7,641	8,001	0	8,001	0	8,001
53 5800 OTHER ADM EXPENSES	824	750	150	0	150	0	150
53 5900 OTHER EXPENSES	6,062	2,110	2,110	0	2,110	0	2,110
TOTAL OTHER EXPENSES & ADJUSTMEN	6,886	2,860	2,260	0	2,260	0	2,260
53 6608 PH AUTHORITY CABARRUS CO	100,000	0	0	0	0	0	0
53 6929 OTHER CONT/GRT-ED-INST	209,883	133,070	133,070	0	133,070	0	133,070
53 6961 AID TO COUNTIES	7,343,221	4,677,481	4,677,481	0	4,677,481	0	4,677,481
53 6989 OTHER CONTRACTS/GRANTS	79,463	113,094	113,094	0	113,094	0	113,094
TOTAL AID & PUBLIC ASSISTANCE	7,732,567	4,923,645	4,923,645	0	4,923,645	0	4,923,645
53 7170 REDISTRIBUTED COST	-1	0	0	0	0	0	0
TOTAL RESERVES	-1	0	0	0	0	0	0
53 8010 FLEX SPEND ACCT SAV TRAN	899	0	0	0	0	0	0
53 81C2 TRANSFER TO BC 24430	1,384,691	0	0	0	0	0	0
53 819Z TRANSFER TO UNC-CH	0	1,125,000	1,125,000	-1,125,000	0	-1,125,000	0
53 89AA TRANS TO SUBSEQUENT YEAR	29,640	0	0	0	0	0	0
TOTAL INTRAGOVERNMENTAL TRANSACT	1,415,230	1,125,000	1,125,000	-1,125,000	0	-1,125,000	0
TOTAL REQUIREMENTS	10,697,512	7,431,033	7,865,581	-1,119,659	6,745,922	-1,119,659	6,745,922
ESTIMATED RECEIPTS							
43 2420 R. JOHNSON -TURNING PT	2,886	1	1	0	1	0	1
43 2536 AMERICORPS GRNAT	7,574	196,643	196,643	0	196,643	0	196,643
43 2996 PROVIDER MATCH	2,769,382	0	0	0	0	0	0
43 5600 REGISTRATION FEES	18,723	0	0	0	0	0	0
43 6200 PRIVATE DONATIONS & GIFT	45,396	90,000	90,000	0	90,000	0	90,000
43 7990 OTHER MISC REV-PROGRAM	3,896	0	0	0	0	0	0
43 7995 OTHER MISC REVENUE-GNRL	0	13,309	13,309	0	13,309	0	13,309

Fund Detail

14430 DHHS - Division of Public Health

1410 Local Health Services

DESCRIPTION (1)	2003-2004 ACTUAL (2)	2004-2005 CERTIFIED (3)	2004-2005 AUTHORIZED (4)	2005-2006 INCR/DECR (5)	2005-2006 TOTAL (6)	2006-2007 INCR/DECR (7)	2006-2007 TOTAL (8)
ESTIMATED RECEIPTS							
43 81C1 TRF FROM FUND 1992	38,900	0	0	0	0	0	0
43 81DC TRF FROM BC 64412	0	103	103	0	103	0	103
43 819V TRF. FR. OST- BC 23460	113,948	0	0	0	0	0	0
43 819Z TRANSFER FROM UNC	20,920	22,000	22,000	1	22,001	1	22,001
53 88AP MCH BLOCK GRANT	0	318,000	318,000	0	318,000	0	318,000
53 88BK PREVENTIVE HEALTH BLOCK	151,608	0	0	0	0	0	0
53 88CK STATE ASSESSMENT INITIAT	9,141	0	0	0	0	0	0
53 88CU INITIATIVE ON HIV/AIDS	188,898	225,833	225,833	345	226,178	345	226,178
53 88EG HEALTHY CAROLINIANS COMM	44,634	0	0	0	0	0	0
53 88EP CHRONIC DISEASE GRANT	8,089	10,000	10,000	1	10,001	1	10,001
53 88JH COMM BASED DIABESTS INIT	56,901	0	0	0	0	0	0
53 886C MEDICAID ADMIN. & TRNG.	1,460,370	77,798	77,798	-413	77,385	-413	77,385

TOTAL RECEIPTS	4,941,266	953,687	953,687	-66	953,621	-66	953,621

NET APPROPRIATION	5,756,246	6,477,346	6,911,894	-1,119,593	5,792,301	-1,119,593	5,792,301

Fund Detail

14430 DHHS - Division of Public Health

1420 Medical Examiner

DESCRIPTION (1)	2003-2004 ACTUAL (2)	2004-2005 CERTIFIED (3)	2004-2005 AUTHORIZED (4)	2005-2006 INCR/DECR (5)	2005-2006 TOTAL (6)	2006-2007 INCR/DECR (7)	2006-2007 TOTAL (8)
REQUIREMENTS							
53 1211 SPA-REG SALARIES-APPR	1,433,899	1,563,058	1,563,090	0	1,563,090	0	1,563,090
53 1212 SPA-REG SALARIES-RECPT	212,747	200,054	200,054	0	200,054	0	200,054
53 1421 HOLIDAY PAY - APPRO	4,993	4,861	4,861	0	4,861	0	4,861
53 1422 HOLIDAY PAY - RECEIPTS	669	0	0	0	0	0	0
53 1452 DUAL EMPLOYMENT	25,000	0	0	0	0	0	0
53 1461 EPA&SPA-LONGVTY PAY-APPR	20,965	18,496	18,496	0	18,496	0	18,496
53 1511 SOCIAL SEC CONTRIB-APPRO	96,271	117,565	117,568	0	117,568	0	117,568
53 1512 SOCIAL SEC CONTRIB-RECPT	17,502	14,787	14,787	517	15,304	517	15,304
53 1521 REG RETIRE CONTRIB-APPRO	49,100	91,272	91,259	0	91,259	0	91,259
53 1522 REG RETIRE CONTRIB-RECPT	6,897	11,546	11,546	87	11,633	87	11,633
53 1561 MED INS CONTRIB-APPRO	84,579	103,990	103,990	0	103,990	0	103,990
53 1562 MED INS CONTRIB-RECPTS	4,284	7,760	7,760	820	8,580	820	8,580
53 1631 WRKER COMP-MED PAYMENTS	842	0	0	0	0	0	0
TOTAL PERSONAL SERVICES	1,957,748	2,133,389	2,133,411	1,424	2,134,835	1,424	2,134,835
53 2110 LEGAL SERVICES	-99	0	0	0	0	0	0
53 2132 OTHER PROVIDED MED SER	519,738	489,819	489,819	0	489,819	0	489,819
53 2170 ADMIN SVC-PROF TEST SVC	14,631	12,000	12,000	0	12,000	0	12,000
53 2182 LAUNDRY SER AGREEMENT	4,876	3,000	3,000	0	3,000	0	3,000
53 2191 DUAL EMP PAY TO AGENCY	41,861	17,000	17,000	0	17,000	0	17,000
53 2199 MISC CONTRACTUAL SERVICE	557,651	466,434	466,434	243,748	710,182	248,623	715,057
53 2200 UTILITY/ENERGY SERVICES	4	0	0	0	0	0	0
53 2300 REPAIR SERVICES	7,141	7,749	4,749	0	4,749	0	4,749
53 2400 MAINTENANCE AGREEMENTS	8,044	10,300	13,300	0	13,300	0	13,300
53 2500 RENTALS/LEASES	12,786	13,700	13,700	0	13,700	0	13,700
53 2700 TRAVEL & OTHER EMP EXP	6,152	16,765	16,765	546	17,311	546	17,311
53 2800 COMMUN. & DATA PROCESS	66,219	107,708	65,020	20,250	85,270	20,250	85,270
53 2900 OTHER SERVICES	16,876	14,122	14,872	0	14,872	0	14,872
TOTAL PURCHASED SERVICES	1,255,880	1,158,597	1,116,659	264,544	1,381,203	269,419	1,386,078
53 3100 GENERAL ADMIN SUPPLIES	21,014	18,182	18,032	0	18,032	0	18,032
53 3500 CLOTHING & RECREAT SUPP	0	772	1,772	0	1,772	0	1,772
53 3600 DRUGS/PHARMACEUTICAL SU	28,338	23,188	23,188	16,138	39,326	9,628	32,816
53 3700 RES/DEV & EDUC SUPPLIES	113,733	86,994	85,394	36,034	121,428	40,919	126,313
53 3900 OTHER MATERIALS & SUPP	0	630	630	0	630	0	630
TOTAL SUPPLIES	163,085	129,766	129,016	52,172	181,188	50,547	179,563
53 4500 EQUIPMENT	270,645	37,122	37,122	125,997	163,119	155,688	192,810

Fund Detail

14430 DHHS - Division of Public Health

1420 Medical Examiner

DESCRIPTION (1)	2003-2004 ACTUAL (2)	2004-2005 CERTIFIED (3)	2004-2005 AUTHORIZED (4)	2005-2006 INCR/DECR (5)	2005-2006 TOTAL (6)	2006-2007 INCR/DECR (7)	2006-2007 TOTAL (8)
REQUIREMENTS							
53 4700 INTANGIBLE ASSETS	0	2,300	2,300	0	2,300	0	2,300
TOTAL PROPERTY, PLANT & EQUIPMT	270,645	39,422	39,422	125,997	165,419	155,688	195,110
53 5800 OTHER ADM EXPENSES	2,540	3,053	3,053	0	3,053	0	3,053
53 5900 OTHER EXPENSES	66,663	10,661	53,349	0	53,349	0	53,349
TOTAL OTHER EXPENSES & ADJUSTMEN	69,203	13,714	56,402	0	56,402	0	56,402
53 6929 OTHER CONT/GRT-ED-INST	90,184	148,912	148,912	0	148,912	0	148,912
53 6961 AID TO COUNTIES	347,469	368,864	368,864	0	368,864	0	368,864
TOTAL AID & PUBLIC ASSISTANCE	437,653	517,776	517,776	0	517,776	0	517,776
53 8010 FLEX SPEND ACCT SAV TRAN	975	0	0	0	0	0	0
TOTAL INTRAGOVERNMENTAL TRANSACT	975	0	0	0	0	0	0
TOTAL REQUIREMENTS	4,155,189	3,992,664	3,992,686	444,137	4,436,823	477,078	4,469,764
ESTIMATED RECEIPTS							
43 4160 PROFESSIONAL SERVICES	3,567	3,000	3,000	0	3,000	0	3,000
43 5400 INSPECTION/EXAMIN FEES	1,330,630	1,228,406	1,228,406	3,568	1,231,974	3,568	1,231,974
43 7992 IMP/PETTY CASH RE-DEPOSI	150	150	150	0	150	0	150
43 7995 OTHER MISC REVENUE-GNRL	0	2,144	2,144	-2,144	0	-2,144	0
43 81C1 TRF FROM FUND 1992	65,000	0	0	0	0	0	0
53 8220 REIMB-DUAL EMPLOYMENT	26,913	0	0	0	0	0	0
53 88CR CDC BIOTERRORISM PREPARE	205,884	0	0	0	0	0	0
53 88EC NATIONAL VIOLENT DEATH R	3,288	0	0	0	0	0	0
TOTAL RECEIPTS	1,635,432	1,233,700	1,233,700	1,424	1,235,124	1,424	1,235,124

Fund Detail

14430 DHHS - Division of Public Health

1420 Medical Examiner

DESCRIPTION (1)	2003-2004 ACTUAL (2)	2004-2005 CERTIFIED (3)	2004-2005 AUTHORIZED (4)	2005-2006 INCR/DECR (5)	2005-2006 TOTAL (6)	2006-2007 INCR/DECR (7)	2006-2007 TOTAL (8)
<hr style="border-top: 1px dashed black;"/>							
NET APPROPRIATION	2,519,757	2,758,964	2,758,986	442,713	3,201,699	475,654	3,234,640

Fund Detail

14430 DHHS - Division of Public Health

1430 Office of Chief Nurse

DESCRIPTION (1)	2003-2004 ACTUAL (2)	2004-2005 CERTIFIED (3)	2004-2005 AUTHORIZED (4)	2005-2006 INCR/DECR (5)	2005-2006 TOTAL (6)	2006-2007 INCR/DECR (7)	2006-2007 TOTAL (8)
REQUIREMENTS							
53 1211 SPA-REG SALARIES-APPR	76,625	79,004	79,004	0	79,004	0	79,004
53 1213 SPA-REG SALARIES-UNDESIG	73,292	311,196	311,196	0	311,196	0	311,196
53 1461 EPA&SPA-LONGVTY PAY-APPR	1,002	1,002	1,002	0	1,002	0	1,002
53 1463 EPA&SPA-LONGVTY PAY-UNDE	1,637	5,693	5,693	0	5,693	0	5,693
53 1511 SOCIAL SEC CONTRIB-APPRO	5,752	6,044	5,996	0	5,996	0	5,996
53 1513 SOCIAL SEC CONTRIB-UNDES	5,466	24,159	24,207	0	24,207	0	24,207
53 1521 REG RETIRE CONTRIB-APPRO	2,621	4,559	4,527	0	4,527	0	4,527
53 1523 REG RETIRE CONTRIB-UNDES	2,563	16,296	16,327	0	16,327	0	16,327
53 1561 MED INS CONTRIB-APPRO	6,521	6,864	6,864	0	6,864	0	6,864
53 1563 MED INS CONTRIB-UNDESIGN	3,307	23,525	23,525	0	23,525	0	23,525
TOTAL PERSONAL SERVICES	178,786	478,342	478,341	0	478,341	0	478,341
53 2400 MAINTENANCE AGREEMENTS	36,123	16,556	16,556	0	16,556	0	16,556
53 2500 RENTALS/LEASES	0	19,950	19,950	0	19,950	0	19,950
53 2700 TRAVEL & OTHER EMP EXP	5,059	15,547	15,547	2,656	18,203	2,656	18,203
53 2800 COMMUN. & DATA PROCESS	146,145	49,846	49,846	163,076	212,922	163,076	212,922
53 2900 OTHER SERVICES	750	3,297	3,297	0	3,297	0	3,297
TOTAL PURCHASED SERVICES	188,077	105,196	105,196	165,732	270,928	165,732	270,928
53 3100 GENERAL ADMIN SUPPLIES	1,013	3,234	3,234	0	3,234	0	3,234
TOTAL SUPPLIES	1,013	3,234	3,234	0	3,234	0	3,234
53 5800 OTHER ADM EXPENSES	33	100	100	0	100	0	100
53 5900 OTHER EXPENSES	23	8,585	8,585	0	8,585	0	8,585
TOTAL OTHER EXPENSES & ADJUSTMEN	56	8,685	8,685	0	8,685	0	8,685
53 6929 OTHER CONT/GRT-ED-INST	225,151	312,785	312,785	0	312,785	0	312,785
53 6961 AID TO COUNTIES	12,423	15,108	15,108	0	15,108	0	15,108
TOTAL AID & PUBLIC ASSISTANCE	237,574	327,893	327,893	0	327,893	0	327,893
53 7170 REDISTRIBUTED COST	-1	0	0	0	0	0	0
TOTAL RESERVES	-1	0	0	0	0	0	0
53 8010 FLEX SPEND ACCT SAV TRAN	225	0	0	0	0	0	0
TOTAL INTRAGOVERNMENTAL TRANSACT	225	0	0	0	0	0	0

Fund Detail

14430 DHHS - Division of Public Health

1430 Office of Chief Nurse

DESCRIPTION (1)	2003-2004 ACTUAL (2)	2004-2005 CERTIFIED (3)	2004-2005 AUTHORIZED (4)	2005-2006 INCR/DECR (5)	2005-2006 TOTAL (6)	2006-2007 INCR/DECR (7)	2006-2007 TOTAL (8)
<hr/>							
TOTAL REQUIREMENTS	605,730	923,350	923,349	165,732	1,089,081	165,732	1,089,081
<hr/>							
ESTIMATED RECEIPTS							
<hr/>							
43 7995 OTHER MISC REVENUE-GNRL	0	252	252	0	252	0	252
43 81C1 TRF FROM FUND 1992	163,076	0	0	0	0	0	0
53 88AD STATE ADMIN EXPENSE	5,430	9,053	9,053	0	9,053	0	9,053
53 88AJ IMMUNIZATION PROGRAM	1,086	1,485	1,485	0	1,485	0	1,485
53 88AK TITLE X FAMILY PLANNING	5,441	11,953	11,953	0	11,953	0	11,953
53 88AP MCH BLOCK GRANT	11,376	46,114	46,114	0	46,114	0	46,114
53 88CB WIC NUTRITION	18,099	23,127	23,127	0	23,127	0	23,127
53 88CR CDC BIOTERRORISM PREPARE	0	40,000	40,000	0	40,000	0	40,000
53 886C MEDICAID ADMIN. & TRNG.	116,544	278,676	278,676	0	278,676	0	278,676
<hr/>							
TOTAL RECEIPTS	321,052	410,660	410,660	0	410,660	0	410,660
<hr/>							
NET APPROPRIATION	284,678	512,690	512,689	165,732	678,421	165,732	678,421

Fund Detail

14430 DHHS - Division of Public Health

1435 Dental Health Services

DESCRIPTION (1)	2003-2004 ACTUAL (2)	2004-2005 CERTIFIED (3)	2004-2005 AUTHORIZED (4)	2005-2006 INCR/DECR (5)	2005-2006 TOTAL (6)	2006-2007 INCR/DECR (7)	2006-2007 TOTAL (8)
REQUIREMENTS							
53 1211 SPA-REG SALARIES-APPR	560,600	551,637	507,967	0	507,967	0	507,967
53 1212 SPA-REG SALARIES-RECPT	153,279	208,518	208,518	-1,206	207,312	-1,206	207,312
53 1213 SPA-REG SALARIES-UNDESIG	2,768,054	2,971,999	2,927,920	0	2,927,920	0	2,927,920
53 1222 TIME LMTD SALARIES-REC	143,700	139,631	139,631	1,206	140,837	1,206	140,837
53 1461 EPA&SPA-LONGVTY PAY-APPR	17,773	60,973	59,673	0	59,673	0	59,673
53 1462 EPA&SPA-LONGVTY PAY-REC	4,402	4,016	4,016	-1,685	2,331	-1,685	2,331
53 1463 EPA&SPA-LONGVTY PAY-UNDE	70,835	46,587	46,587	0	46,587	0	46,587
53 1511 SOCIAL SEC CONTRIB-APPRO	40,013	40,723	37,279	0	37,279	0	37,279
53 1512 SOCIAL SEC CONTRIB-RECPT	21,399	25,951	25,951	942	26,893	942	26,893
53 1513 SOCIAL SEC CONTRIB-UNDES	208,190	216,499	213,017	0	213,017	0	213,017
53 1521 REG RETIRE CONTRIB-APPRO	19,187	21,143	18,636	0	18,636	0	18,636
53 1522 REG RETIRE CONTRIB-RECPT	7,119	13,251	13,251	7,191	20,442	7,191	20,442
53 1523 REG RETIRE CONTRIB-UNDES	94,734	169,192	167,635	0	167,635	0	167,635
53 1561 MED INS CONTRIB-APPRO	42,313	44,616	41,184	0	41,184	0	41,184
53 1562 MED INS CONTRIB-RECPTS	17,462	17,160	17,160	3,432	20,592	3,432	20,592
53 1563 MED INS CONTRIB-UNDESIGN	176,926	192,704	189,272	0	189,272	0	189,272
53 1572 UNEMP COMP PAYMNTS TO ES	17,474	0	0	0	0	0	0
53 1631 WRKER COMP-MED PAYMENTS	2,654	0	0	0	0	0	0
TOTAL PERSONAL SERVICES	4,366,114	4,724,600	4,617,697	9,880	4,627,577	9,880	4,627,577
53 2120 CONSULTANT FEES	0	450	450	0	450	0	450
53 2170 ADMIN SVC-PROF TEST SVC	737	514	514	0	514	0	514
53 2181 WRKSHOP/CONF EXP-FOOD SE	66	5,900	5,900	0	5,900	0	5,900
53 2191 DUAL EMP PAY TO AGENCY	5,167	0	0	0	0	0	0
53 2192 HONORARIUMS	0	1,450	1,450	0	1,450	0	1,450
53 2200 UTILITY/ENERGY SERVICES	1,093	1,319	1,149	0	1,149	0	1,149
53 2300 REPAIR SERVICES	130	3,826	3,826	0	3,826	0	3,826
53 2400 MAINTENANCE AGREEMENTS	8,783	5,896	6,066	0	6,066	0	6,066
53 2500 RENTALS/LEASES	193,761	136,453	136,453	0	136,453	0	136,453
53 2700 TRAVEL & OTHER EMP EXP	129,847	187,633	187,633	270	187,903	270	187,903
53 2800 COMMUN. & DATA PROCESS	68,578	90,483	90,483	0	90,483	0	90,483
53 2900 OTHER SERVICES	7,350	21,083	11,083	0	11,083	0	11,083
TOTAL PURCHASED SERVICES	415,512	455,007	445,007	270	445,277	270	445,277
53 3100 GENERAL ADMIN SUPPLIES	16,006	19,459	19,459	0	19,459	0	19,459
53 3200 FACILITY & HARDWARE SUPP	3,472	709	3,337	0	3,337	0	3,337
53 3400 FOOD & DIETARY SUPPLIES	0	83	83	0	83	0	83
53 3500 CLOTHING & RECREAT SUPP	700	1,180	1,180	0	1,180	0	1,180
53 3600 DRUGS/PHARMACEUTICAL SU	67,972	76,266	59,187	17,437	76,624	19,209	78,396

Fund Detail

14430 DHHS - Division of Public Health

1435 Dental Health Services

DESCRIPTION (1)	2003-2004 ACTUAL (2)	2004-2005 CERTIFIED (3)	2004-2005 AUTHORIZED (4)	2005-2006 INCR/DECR (5)	2005-2006 TOTAL (6)	2006-2007 INCR/DECR (7)	2006-2007 TOTAL (8)
REQUIREMENTS							
53 3700 RES/DEV & EDUC SUPPLIES	926	15,173	15,173	0	15,173	0	15,173
53 3900 OTHER MATERIALS & SUPP	15,963	1,000	1,363	0	1,363	0	1,363
TOTAL SUPPLIES	105,039	113,870	99,782	17,437	117,219	19,209	118,991
53 4500 EQUIPMENT	17,310	4,285	20,373	0	20,373	0	20,373
53 4600 ART, OTHER ARTIF & LITER	41	2,110	2,110	0	2,110	0	2,110
53 4700 INTANGIBLE ASSETS	260	100	100	0	100	0	100
TOTAL PROPERTY, PLANT & EQUIPMT	17,611	6,495	22,583	0	22,583	0	22,583
53 5100 LEGAL, LICENSES & PERMIT	2,330	0	0	0	0	0	0
53 5600 ASSETS & OTHER ADJUSTME	0	21,867	21,867	0	21,867	0	21,867
53 5800 OTHER ADM EXPENSES	853	838	838	0	838	0	838
53 5900 OTHER EXPENSES	36,482	4,310	12,310	0	12,310	0	12,310
TOTAL OTHER EXPENSES & ADJUSTMEN	39,665	27,015	35,015	0	35,015	0	35,015
53 6961 AID TO COUNTIES	0	56,369	56,369	0	56,369	0	56,369
53 6962 AID TO CITIES AND TOWNS	10,000	19,880	19,880	0	19,880	0	19,880
53 6989 OTHER CONTRACTS/GRANTS	0	3,984	3,984	0	3,984	0	3,984
TOTAL AID & PUBLIC ASSISTANCE	10,000	80,233	80,233	0	80,233	0	80,233
53 8010 FLEX SPEND ACCT SAV TRAN	3,040	0	0	0	0	0	0
TOTAL INTRAGOVERNMENTAL TRANSACT	3,040	0	0	0	0	0	0
TOTAL REQUIREMENTS	4,956,981	5,407,220	5,300,317	27,587	5,327,904	29,359	5,329,676
ESTIMATED RECEIPTS							
43 2240 FORSYTH CO SPEC-DENTAL	150,498	186,003	186,003	1,481	187,484	1,481	187,484
43 2410 FORSYTH SMART START	31,672	55,893	55,893	205	56,098	205	56,098
43 2440 RWJ-YOUTH TOBACCO PREVEN	0	7,978	7,978	0	7,978	0	7,978
43 4390 OTH SALES OF GDS OR PUBL	4,765	2,000	2,000	0	2,000	0	2,000
43 7300 INDIRECT(OVERHD) COST RE	0	21,867	21,867	0	21,867	0	21,867
43 7990 OTHER MISC REV-PROGRAM	30,033	232,568	232,568	8,194	240,762	8,194	240,762
43 7992 IMP/PETTY CASH RE-DEPOSI	200	200	200	0	200	0	200

Fund Detail

14430 DHHS - Division of Public Health

1435 Dental Health Services

DESCRIPTION (1)	2003-2004 ACTUAL (2)	2004-2005 CERTIFIED (3)	2004-2005 AUTHORIZED (4)	2005-2006 INCR/DECR (5)	2005-2006 TOTAL (6)	2006-2007 INCR/DECR (7)	2006-2007 TOTAL (8)
ESTIMATED RECEIPTS							
43 81C2 TRANSFER TO BC 14430	256	0	0	0	0	0	0
53 88AP MCH BLOCK GRANT	0	32,209	32,209	0	32,209	0	32,209
53 88BK PREVENTIVE HEALTH BLOCK	45,279	117,651	117,651	0	117,651	0	117,651
53 886C MEDICAID ADMIN. & TRNG.	747,729	743,644	731,228	0	731,228	0	731,228
TOTAL RECEIPTS	1,010,432	1,400,013	1,387,597	9,880	1,397,477	9,880	1,397,477
NET APPROPRIATION	3,946,549	4,007,207	3,912,720	17,707	3,930,427	19,479	3,932,199

Fund Detail

14430 DHHS - Division of Public Health

1440 Highway Safety Scientific Service

DESCRIPTION (1)	2003-2004 ACTUAL (2)	2004-2005 CERTIFIED (3)	2004-2005 AUTHORIZED (4)	2005-2006 INCR/DECR (5)	2005-2006 TOTAL (6)	2006-2007 INCR/DECR (7)	2006-2007 TOTAL (8)
REQUIREMENTS							
53 1211 SPA-REG SALARIES-APPR	0	3,500	0	0	0	0	0
53 1212 SPA-REG SALARIES-RECPT	953,696	1,122,906	1,122,906	0	1,122,906	0	1,122,906
53 1422 HOLIDAY PAY - RECEIPTS	587	0	0	0	0	0	0
53 1452 DUAL EMPLOYMENT	2,547	1,823	1,823	0	1,823	0	1,823
53 1462 EPA&SPA-LONGVTY PAY-REC	9,079	12,207	12,207	-3,262	8,945	-1,853	10,354
53 1511 SOCIAL SEC CONTRIB-APPRO	0	268	0	0	0	0	0
53 1512 SOCIAL SEC CONTRIB-RECPT	71,579	78,358	78,358	8,229	86,587	8,337	86,695
53 1521 REG RETIRE CONTRIB-APPRO	0	53	0	0	0	0	0
53 1522 REG RETIRE CONTRIB-RECPT	32,947	42,796	42,743	23,073	65,816	23,156	65,899
53 1562 MED INS CONTRIB-RECPTS	88,701	95,096	95,096	1,000	96,096	1,000	96,096
53 1572 UNEMP COMP PAYMNTS TO ES	414	0	0	0	0	0	0
53 1651 COMPENSATION TO BOARD ME	1,395	2,652	2,652	0	2,652	0	2,652
TOTAL PERSONAL SERVICES	1,160,945	1,359,659	1,355,785	29,040	1,384,825	30,640	1,386,425
53 2120 CONSULTANT FEES	23,085	26,380	26,380	0	26,380	0	26,380
53 2144 PC/PRINTER SUPPORT SVC	0	3,000	3,000	0	3,000	0	3,000
53 2170 ADMIN SVC-PROF TEST SVC	1,787	5,800	5,800	0	5,800	0	5,800
53 2199 MISC CONTRACTUAL SERVICE	188	52,000	52,000	0	52,000	0	52,000
53 2300 REPAIR SERVICES	18,861	12,755	13,803	0	13,803	0	13,803
53 2400 MAINTENANCE AGREEMENTS	1,151	2,437	2,437	0	2,437	0	2,437
53 2500 RENTALS/LEASES	46,811	48,456	47,408	0	47,408	0	47,408
53 2700 TRAVEL & OTHER EMP EXP	50,761	59,321	59,321	0	59,321	0	59,321
53 2800 COMMUN. & DATA PROCESS	43,993	66,962	66,962	0	66,962	0	66,962
53 2900 OTHER SERVICES	22,478	26,699	26,699	0	26,699	0	26,699
TOTAL PURCHASED SERVICES	209,115	303,810	303,810	0	303,810	0	303,810
53 3100 GENERAL ADMIN SUPPLIES	6,697	10,675	10,675	0	10,675	0	10,675
53 3200 FACILITY & HARDWARE SUPP	1,497	2,584	2,584	0	2,584	0	2,584
53 3300 VEHICLE/EQUIP OPER SUPP	37,760	48,248	48,248	0	48,248	0	48,248
53 3400 FOOD & DIETARY SUPPLIES	0	3	3	0	3	0	3
53 3500 CLOTHING & RECREAT SUPP	6,578	7,000	7,000	0	7,000	0	7,000
53 3700 RES/DEV & EDUC SUPPLIES	93,518	80,000	80,000	0	80,000	0	80,000
53 3900 OTHER MATERIALS & SUPP	2,707	2,000	2,000	0	2,000	0	2,000
TOTAL SUPPLIES	148,757	150,510	150,510	0	150,510	0	150,510
53 4500 EQUIPMENT	96,060	475,911	475,911	0	475,911	0	475,911
53 4600 ART, OTHER ARTIF & LITER	502	500	500	0	500	0	500
53 4700 INTANGIBLE ASSETS	8,743	9,000	9,000	0	9,000	0	9,000

Fund Detail

14430 DHHS - Division of Public Health

1440 Highway Safety Scientific Service

DESCRIPTION (1)	2003-2004 ACTUAL (2)	2004-2005 CERTIFIED (3)	2004-2005 AUTHORIZED (4)	2005-2006 INCR/DECR (5)	2005-2006 TOTAL (6)	2006-2007 INCR/DECR (7)	2006-2007 TOTAL (8)
REQUIREMENTS							

TOTAL PROPERTY, PLANT & EQUIPMT	105,305	485,411	485,411	0	485,411	0	485,411

53 5800 OTHER ADM EXPENSES	333	500	500	0	500	0	500
53 5900 OTHER EXPENSES	878	957	957	0	957	0	957

TOTAL OTHER EXPENSES & ADJUSTMEN	1,211	1,457	1,457	0	1,457	0	1,457

53 6989 OTHER CONTRACTS/GRANTS	0	4,101	4,101	0	4,101	0	4,101

TOTAL AID & PUBLIC ASSISTANCE	0	4,101	4,101	0	4,101	0	4,101

53 8010 FLEX SPEND ACCT SAV TRAN	804	0	0	0	0	0	0

TOTAL INTRAGOVERNMENTAL TRANSACT	804	0	0	0	0	0	0

TOTAL REQUIREMENTS	1,626,137	2,304,948	2,301,074	29,040	2,330,114	30,640	2,331,714

ESTIMATED RECEIPTS							

43 2540 DOT GRANT BAT MOBILE	75,996	585,597	585,597	461	586,058	461	586,058
43 7992 IMP/PETTY CASH RE-DEPOSI	150	150	150	0	150	0	150
43 811E GHSP-BAT MOBILE UNIT	0	2,406	2,406	0	2,406	0	2,406
43 819S TRF FR DOT-80000	458,061	536,366	536,366	10,460	546,826	11,137	547,503
43 819T TFR FR AOC-BC 22004	1,042,568	1,128,224	1,128,224	18,119	1,146,343	19,042	1,147,266
53 8220 REIMB-DUAL EMPLOYMENT	2,856	1,823	1,823	0	1,823	0	1,823

TOTAL RECEIPTS	1,579,631	2,254,566	2,254,566	29,040	2,283,606	30,640	2,285,206

NET APPROPRIATION	46,506	50,382	46,508	0	46,508	0	46,508

Fund Detail

14430 DHHS - Division of Public Health

1451 Communicable Disease/Bioterrorism

DESCRIPTION (1)	2003-2004 ACTUAL (2)	2004-2005 CERTIFIED (3)	2004-2005 AUTHORIZED (4)	2005-2006 INCR/DECR (5)	2005-2006 TOTAL (6)	2006-2007 INCR/DECR (7)	2006-2007 TOTAL (8)
REQUIREMENTS							
53 1211 SPA-REG SALARIES-APPR	884,107	854,083	919,169	0	919,169	0	919,169
53 1212 SPA-REG SALARIES-RECPT	414,985	311,771	311,771	0	311,771	0	311,771
53 1411 OVERTIME PAY - APPROP	6,864	0	0	0	0	0	0
53 1421 HOLIDAY PAY - APPRO	50	0	0	0	0	0	0
53 1461 EPA&SPA-LONGVTY PAY-APPR	19,669	14,962	14,962	0	14,962	0	14,962
53 1462 EPA&SPA-LONGVTY PAY-REC	4,978	5,000	5,000	0	5,000	0	5,000
53 1463 EPA&SPA-LONGVTY PAY-UNDE	0	2,710	2,710	0	2,710	0	2,710
53 1511 SOCIAL SEC CONTRIB-APPRO	60,000	54,946	59,927	0	59,927	0	59,927
53 1512 SOCIAL SEC CONTRIB-RECPT	29,799	16,403	16,403	7,830	24,233	7,830	24,233
53 1513 SOCIAL SEC CONTRIB-UNDES	0	-1,172	-1,172	0	-1,172	0	-1,172
53 1521 REG RETIRE CONTRIB-APPRO	31,146	45,343	47,324	0	47,324	0	47,324
53 1522 REG RETIRE CONTRIB-RECPT	14,275	21,284	21,284	-2,864	18,420	-2,864	18,420
53 1523 REG RETIRE CONTRIB-UNDES	0	1,284	1,284	0	1,284	0	1,284
53 1561 MED INS CONTRIB-APPRO	50,067	58,974	61,907	0	61,907	0	61,907
53 1562 MED INS CONTRIB-RECPTS	24,031	36,590	36,590	-11,571	25,019	-11,571	25,019
53 1563 MED INS CONTRIB-UNDESIGN	71	2,279	2,279	0	2,279	0	2,279
53 1572 UNEMP COMP PAYMNTS TO ES	4,767	0	0	0	0	0	0
53 1626 EXTEND ST DISABILITY PMT	2,957	0	0	0	0	0	0
TOTAL PERSONAL SERVICES	1,547,766	1,424,457	1,499,438	-6,605	1,492,833	-6,605	1,492,833
53 2140 INFORMATN TECHNOLOGY SVC	229,709	6,656	6,656	0	6,656	0	6,656
53 2145 SERVER SUPPORT SERVICES	313	0	0	0	0	0	0
53 2170 ADMIN SVC-PROF TEST SVC	43,186	32,314	32,314	0	32,314	0	32,314
53 2181 WRKSHOP/CONF EXP-FOOD SE	13,536	4,200	4,200	0	4,200	0	4,200
53 2185 WASTE REM/RECY SER AGREE	145	2,500	2,500	0	2,500	0	2,500
53 2199 MISC CONTRACTUAL SERVICE	13,777	7,000	7,000	0	7,000	0	7,000
53 2300 REPAIR SERVICES	12,741	-4,109	1,400	0	1,400	0	1,400
53 2400 MAINTENANCE AGREEMENTS	29,867	4,200	4,200	0	4,200	0	4,200
53 2500 RENTALS/LEASES	17,862	13,867	13,867	0	13,867	0	13,867
53 2700 TRAVEL & OTHER EMP EXP	33,351	40,992	41,257	678	41,935	678	41,935
53 2800 COMMUN. & DATA PROCESS	254,414	60,166	54,357	0	54,357	0	54,357
53 2900 OTHER SERVICES	31,561	61,203	61,203	0	61,203	0	61,203
TOTAL PURCHASED SERVICES	680,462	228,989	228,954	678	229,632	678	229,632
53 3100 GENERAL ADMIN SUPPLIES	34,417	57,149	57,149	0	57,149	0	57,149
53 3500 CLOTHING & RECREAT SUPP	8,019	0	0	0	0	0	0
53 3600 DRUGS/PHARMACEUTICAL SU	7,387	0	0	0	0	0	0
53 3900 OTHER MATERIALS & SUPP	7,977	1,441	1,441	0	1,441	0	1,441
TOTAL SUPPLIES	57,800	58,590	58,590	0	58,590	0	58,590

Fund Detail

14430 DHHS - Division of Public Health

1451 Communicable Disease/Bioterrorism

DESCRIPTION (1)	2003-2004 ACTUAL (2)	2004-2005 CERTIFIED (3)	2004-2005 AUTHORIZED (4)	2005-2006 INCR/DECR (5)	2005-2006 TOTAL (6)	2006-2007 INCR/DECR (7)	2006-2007 TOTAL (8)
REQUIREMENTS							
53 4500 EQUIPMENT	830,384	84,366	83,573	0	83,573	0	83,573
53 4600 ART, OTHER ARTIF & LITER	654	0	0	0	0	0	0
53 4700 INTANGIBLE ASSETS	108,535	22,537	22,537	0	22,537	0	22,537
TOTAL PROPERTY, PLANT & EQUIPMT	939,573	106,903	106,110	0	106,110	0	106,110
53 5800 OTHER ADM EXPENSES	5,720	5,677	6,505	0	6,505	0	6,505
53 5900 OTHER EXPENSES	672	1,720	1,720	0	1,720	0	1,720
TOTAL OTHER EXPENSES & ADJUSTMEN	6,392	7,397	8,225	0	8,225	0	8,225
53 6165 PHARMACEUTICALS	334,546	695,003	695,003	0	695,003	0	695,003
53 6929 OTHER CONT/GRT-ED-INST	1,618,422	735,688	735,688	0	735,688	0	735,688
53 6961 AID TO COUNTIES	8,408,051	5,330,246	5,330,246	0	5,330,246	0	5,330,246
53 6989 OTHER CONTRACTS/GRANTS	493,289	323,361	323,361	0	323,361	0	323,361
TOTAL AID & PUBLIC ASSISTANCE	10,854,308	7,084,298	7,084,298	0	7,084,298	0	7,084,298
53 8010 FLEX SPEND ACCT SAV TRAN	723	0	0	0	0	0	0
53 819H TRANSFER TO NCDA	56,329	54,000	54,000	0	54,000	0	54,000
53 819K TR TO 14300-DENR	236,105	478,315	478,315	0	478,315	0	478,315
TOTAL INTRAGOVERNMENTAL TRANSACT	293,157	532,315	532,315	0	532,315	0	532,315
TOTAL REQUIREMENTS	14,379,458	9,442,949	9,517,930	-5,927	9,512,003	-5,927	9,512,003
ESTIMATED RECEIPTS							
43 7300 INDIRECT(OVERHD) COST RE	0	10,997	10,997	0	10,997	0	10,997
43 7990 OTHER MISC REV-PROGRAM	64	17,924	17,924	0	17,924	0	17,924
43 7995 OTHER MISC REVENUE-GNRL	0	5,047	5,047	-4,124	923	-4,124	923
53 88BD TB CONTROL PRGM & AIDS	1,489,162	3,326,892	3,326,892	-2,301	3,324,591	-2,301	3,324,591
53 88CR CDC BIOTERRORISM PREPARE	8,120,661	419,295	419,295	0	419,295	0	419,295
53 88CW CDC-FOODBORNE SURVEILLAN	407,301	883,424	883,424	-180	883,244	-180	883,244

Fund Detail

14430 DHHS - Division of Public Health

1451 Communicable Disease/Bioterrorism

DESCRIPTION (1)	2003-2004 ACTUAL (2)	2004-2005 CERTIFIED (3)	2004-2005 AUTHORIZED (4)	2005-2006 INCR/DECR (5)	2005-2006 TOTAL (6)	2006-2007 INCR/DECR (7)	2006-2007 TOTAL (8)

TOTAL RECEIPTS	10,017,188	4,663,579	4,663,579	-6,605	4,656,974	-6,605	4,656,974

NET APPROPRIATION	4,362,270	4,779,370	4,854,351	678	4,855,029	678	4,855,029

Fund Detail

14430 DHHS - Division of Public Health

1461 HIV/STD Prevention and Care

DESCRIPTION (1)	2003-2004 ACTUAL (2)	2004-2005 CERTIFIED (3)	2004-2005 AUTHORIZED (4)	2005-2006 INCR/DECR (5)	2005-2006 TOTAL (6)	2006-2007 INCR/DECR (7)	2006-2007 TOTAL (8)
REQUIREMENTS							
53 1211 SPA-REG SALARIES-APPR	213,986	218,963	215,197	0	215,197	0	215,197
53 1212 SPA-REG SALARIES-RECPT	3,172,791	3,654,556	3,654,556	0	3,654,556	0	3,654,556
53 1213 SPA-REG SALARIES-UNDESIG	446,068	556,620	556,620	0	556,620	0	556,620
53 1412 OT PAY - RECEIPTS	0	850	850	0	850	0	850
53 1422 HOLIDAY PAY - RECEIPTS	176	0	0	0	0	0	0
53 1452 DUAL EMPLOYMENT	6,277	0	0	0	0	0	0
53 1461 EPA&SPA-LONGVTY PAY-APPR	2,586	4,933	4,933	0	4,933	0	4,933
53 1462 EPA&SPA-LONGVTY PAY-REC	33,557	27,220	27,220	0	27,220	0	27,220
53 1463 EPA&SPA-LONGVTY PAY-UNDE	3,635	2,606	2,606	0	2,606	0	2,606
53 1511 SOCIAL SEC CONTRIB-APPRO	16,021	22,439	22,150	0	22,150	0	22,150
53 1512 SOCIAL SEC CONTRIB-RECPT	239,065	271,984	271,984	9,672	281,656	9,672	281,656
53 1513 SOCIAL SEC CONTRIB-UNDES	33,008	42,167	42,167	0	42,167	0	42,167
53 1521 REG RETIRE CONTRIB-APPRO	7,401	13,895	13,691	0	13,691	0	13,691
53 1522 REG RETIRE CONTRIB-RECPT	109,616	212,767	212,767	1,328	214,095	1,328	214,095
53 1523 REG RETIRE CONTRIB-UNDES	15,381	27,003	27,003	0	27,003	0	27,003
53 1561 MED INS CONTRIB-APPRO	24,553	24,368	24,368	0	24,368	0	24,368
53 1562 MED INS CONTRIB-RECPTS	271,571	330,431	330,431	-2,435	327,996	-2,435	327,996
53 1563 MED INS CONTRIB-UNDESIGN	41,975	55,115	55,115	0	55,115	0	55,115
53 1572 UNEMP COMP PAYMNTS TO ES	7,390	4,400	4,400	0	4,400	0	4,400
53 1625 ST DISABILITY PMT	-7,629	1,866	1,866	0	1,866	0	1,866
53 1631 WRKER COMP-MED PAYMENTS	40,375	134	134	0	134	0	134
TOTAL PERSONAL SERVICES	4,677,803	5,472,317	5,468,058	8,565	5,476,623	8,565	5,476,623
53 2110 LEGAL SERVICES	526	0	0	0	0	0	0
53 2140 INFORMATN TECHNOLOGY SVC	32,232	79,592	79,592	0	79,592	0	79,592
53 2170 ADMIN SVC-PROF TEST SVC	590,027	147,175	147,175	0	147,175	0	147,175
53 2181 WRKSHOP/CONF EXP-FOOD SE	18,186	21,102	21,102	0	21,102	0	21,102
53 2184 JANITORIAL SER AGREEMENT	8,070	7,540	7,540	0	7,540	0	7,540
53 2191 DUAL EMP PAY TO AGENCY	0	3,000	3,000	0	3,000	0	3,000
53 2192 HONORARIUMS	1,500	7,140	7,140	0	7,140	0	7,140
53 2199 MISC CONTRACTUAL SERVICE	45,881	123,805	123,805	0	123,805	0	123,805
53 2200 UTILITY/ENERGY SERVICES	4,476	3,861	3,861	1,678	5,539	1,720	5,581
53 2300 REPAIR SERVICES	3,216	750	1,850	0	1,850	0	1,850
53 2400 MAINTENANCE AGREEMENTS	22,820	25,629	34,629	0	34,629	0	34,629
53 2500 RENTALS/LEASES	280,011	312,027	394,503	0	394,503	0	394,503
53 2700 TRAVEL & OTHER EMP EXP	615,123	903,352	855,865	2,727	858,592	2,727	858,592
53 2800 COMMUN. & DATA PROCESS	327,775	376,424	377,380	0	377,380	0	377,380
53 2900 OTHER SERVICES	48,607	51,743	55,347	0	55,347	0	55,347
TOTAL PURCHASED SERVICES	1,998,450	2,063,140	2,112,789	4,405	2,117,194	4,447	2,117,236

Fund Detail

14430 DHHS - Division of Public Health

1461 HIV/STD Prevention and Care

DESCRIPTION (1)	2003-2004 ACTUAL (2)	2004-2005 CERTIFIED (3)	2004-2005 AUTHORIZED (4)	2005-2006 INCR/DECR (5)	2005-2006 TOTAL (6)	2006-2007 INCR/DECR (7)	2006-2007 TOTAL (8)
REQUIREMENTS							
53 3100 GENERAL ADMIN SUPPLIES	94,095	64,901	71,153	0	71,153	0	71,153
53 3300 VEHICLE/EQUIP OPER SUPP	128	0	0	0	0	0	0
53 3400 FOOD & DIETARY SUPPLIES	0	42	42	0	42	0	42
53 3500 CLOTHING & RECREAT SUPP	1,535	0	0	0	0	0	0
53 3600 DRUGS/PHARMACEUTICAL SU	543	600	600	0	600	0	600
53 3700 RES/DEV & EDUC SUPPLIES	868,647	1,027,129	1,030,537	0	1,030,537	0	1,030,537
TOTAL SUPPLIES	964,948	1,092,672	1,102,332	0	1,102,332	0	1,102,332
53 4400 OTHER STRUCTURES & IMPR	0	10,000	10,000	0	10,000	0	10,000
53 4500 EQUIPMENT	143,621	234,569	190,230	0	190,230	0	190,230
53 4600 ART, OTHER ARTIF & LITER	1,396	2,500	2,500	0	2,500	0	2,500
53 4700 INTANGIBLE ASSETS	22,770	24,700	22,200	0	22,200	0	22,200
TOTAL PROPERTY, PLANT & EQUIPMT	167,787	271,769	224,930	0	224,930	0	224,930
53 5100 LEGAL, LICENSES & PERMIT	5,000	600	500	0	500	0	500
53 5800 OTHER ADM EXPENSES	12,081	15,859	9,789	0	9,789	0	9,789
53 5900 OTHER EXPENSES	5,310	14,483	8,183	0	8,183	0	8,183
TOTAL OTHER EXPENSES & ADJUSTMEN	22,391	30,942	18,472	0	18,472	0	18,472
53 6163 PHYSICIANS	588	1,000	1,000	0	1,000	0	1,000
53 6165 PHARMACEUTICALS	29,000,793	34,228,491	34,228,491	0	34,228,491	0	34,228,491
53 6201 PHARMACY COST REIMBURSE	41,409	50,000	50,000	0	50,000	0	50,000
53 6929 OTHER CONT/GRT-ED-INST	661,564	977,307	977,307	0	977,307	0	977,307
53 6961 AID TO COUNTIES	3,943,865	4,760,931	4,760,931	0	4,760,931	0	4,760,931
53 6989 OTHER CONTRACTS/GRANTS	8,255,328	10,610,138	10,610,138	0	10,610,138	0	10,610,138
TOTAL AID & PUBLIC ASSISTANCE	41,903,547	50,627,867	50,627,867	0	50,627,867	0	50,627,867
53 8010 FLEX SPEND ACCT SAV TRAN	3,823	441	441	0	441	0	441
53 89AA TRANS TO SUBSEQUENT YEAR	391,035	0	0	0	0	0	0
TOTAL INTRAGOVERNMENTAL TRANSACT	394,858	441	441	0	441	0	441

Fund Detail

14430 DHHS - Division of Public Health

1461 HIV/STD Prevention and Care

DESCRIPTION (1)	2003-2004 ACTUAL (2)	2004-2005 CERTIFIED (3)	2004-2005 AUTHORIZED (4)	2005-2006 INCR/DECR (5)	2005-2006 TOTAL (6)	2006-2007 INCR/DECR (7)	2006-2007 TOTAL (8)

TOTAL REQUIREMENTS	50,129,784	59,559,148	59,554,889	12,970	59,567,859	13,012	59,567,901

ESTIMATED RECEIPTS							

43 7117 REBATES	4,869,607	5,332,000	5,332,000	0	5,332,000	0	5,332,000
43 81C1 TRF FROM FUND 1992	1,500,000	0	0	0	0	0	0
43 81J1 TR FR DSS-CASE MANAG	363,158	0	0	0	0	0	0
53 8220 REIMB-DUAL EMPLOYMENT	7,355	0	0	0	0	0	0
53 88BB STD PREV. CAMPAIGN	4,509,333	5,248,798	5,248,798	1,520	5,250,318	1,520	5,250,318
53 88BC HIV PREVENTION PROJECT	4,185,238	5,139,086	5,139,086	2,152	5,141,238	2,152	5,141,238
53 88BE HIV/AIDS SURVEILLANCE	415,507	550,894	550,894	4,416	555,310	4,416	555,310
53 88BK PREVENTIVE HEALTH BLOCK	55,762	0	0	0	0	0	0
53 88BS HHS-RYAN WHITE HIV CARE	22,086,695	26,234,872	26,234,872	53	26,234,925	53	26,234,925
53 88BU HUD HOPWA	1,113,519	1,998,088	1,998,088	397	1,998,485	397	1,998,485
53 88CW CDC-FOODBORNE SURVEILLAN	88,506	104,107	104,107	27	104,134	27	104,134
53 885B SAPT BLOCK GRANT	564,705	593,556	593,556	0	593,556	0	593,556
53 886C MEDICAID ADMIN. & TRNG.	119,524	231,843	231,843	0	231,843	0	231,843
53 887Q SOCIAL SVCS. BLOCK GRNT	105,989	145,819	145,819	0	145,819	0	145,819

TOTAL RECEIPTS	39,984,898	45,579,063	45,579,063	8,565	45,587,628	8,565	45,587,628

NET APPROPRIATION	10,144,886	13,980,085	13,975,826	4,405	13,980,231	4,447	13,980,273

Fund Detail

14430 DHHS - Division of Public Health

1465 Vital Records

DESCRIPTION (1)	2003-2004 ACTUAL (2)	2004-2005 CERTIFIED (3)	2004-2005 AUTHORIZED (4)	2005-2006 INCR/DECR (5)	2005-2006 TOTAL (6)	2006-2007 INCR/DECR (7)	2006-2007 TOTAL (8)
REQUIREMENTS							
53 1211 SPA-REG SALARIES-APPR	1,380,016	1,489,734	1,499,212	0	1,499,212	0	1,499,212
53 1212 SPA-REG SALARIES-RECPT	81,634	90,420	90,420	0	90,420	0	90,420
53 1411 OVERTIME PAY - APPROP	2,678	0	0	0	0	0	0
53 1461 EPA&SPA-LONGVTY PAY-APPR	25,674	20,735	20,735	0	20,735	0	20,735
53 1462 EPA&SPA-LONGVTY PAY-REC	2,595	0	0	0	0	0	0
53 1511 SOCIAL SEC CONTRIB-APPRO	105,344	113,965	114,690	0	114,690	0	114,690
53 1512 SOCIAL SEC CONTRIB-RECPT	6,396	6,860	6,860	57	6,917	57	6,917
53 1521 REG RETIRE CONTRIB-APPRO	47,558	86,313	86,734	0	86,734	0	86,734
53 1522 REG RETIRE CONTRIB-RECPT	2,881	7,150	7,150	-573	6,577	-573	6,577
53 1561 MED INS CONTRIB-APPRO	168,222	247,849	247,849	0	247,849	0	247,849
53 1562 MED INS CONTRIB-RECPTS	8,900	9,797	9,797	499	10,296	499	10,296
53 1631 WRKER COMP-MED PAYMENTS	14,275	0	0	0	0	0	0
TOTAL PERSONAL SERVICES	1,846,173	2,072,823	2,083,447	-17	2,083,430	-17	2,083,430
53 2140 INFORMATN TECHNOLOGY SVC	645	0	0	0	0	0	0
53 2170 ADMIN SVC-PROF TEST SVC	113,494	0	0	0	0	0	0
53 2181 WRKSHOP/CONF EXP-FOOD SE	286	3,580	3,580	0	3,580	0	3,580
53 2185 WASTE REM/RECY SER AGREE	356	0	0	0	0	0	0
53 2199 MISC CONTRACTUAL SERVICE	39,967	43,566	43,566	0	43,566	0	43,566
53 2300 REPAIR SERVICES	8,198	3,225	8,361	0	8,361	0	8,361
53 2400 MAINTENANCE AGREEMENTS	33,195	24,957	29,957	0	29,957	0	29,957
53 2500 RENTALS/LEASES	9,759	2,550	9,005	0	9,005	0	9,005
53 2700 TRAVEL & OTHER EMP EXP	5,687	7,715	7,465	0	7,465	0	7,465
53 2800 COMMUN. & DATA PROCESS	168,847	168,873	155,432	0	155,432	0	155,432
53 2900 OTHER SERVICES	1,745	166	1,566	0	1,566	0	1,566
TOTAL PURCHASED SERVICES	382,179	254,632	258,932	0	258,932	0	258,932
53 3100 GENERAL ADMIN SUPPLIES	33,997	34,647	33,447	0	33,447	0	33,447
TOTAL SUPPLIES	33,997	34,647	33,447	0	33,447	0	33,447
53 4500 EQUIPMENT	10,855	8,654	5,554	0	5,554	0	5,554
TOTAL PROPERTY, PLANT & EQUIPMT	10,855	8,654	5,554	0	5,554	0	5,554
53 5800 OTHER ADM EXPENSES	1,993	300	300	0	300	0	300
53 5900 OTHER EXPENSES	1,163	1,336	1,336	0	1,336	0	1,336
TOTAL OTHER EXPENSES & ADJUSTMEN	3,156	1,636	1,636	0	1,636	0	1,636

Fund Detail

14430 DHHS - Division of Public Health

1465 Vital Records

DESCRIPTION (1)	2003-2004 ACTUAL (2)	2004-2005 CERTIFIED (3)	2004-2005 AUTHORIZED (4)	2005-2006 INCR/DECR (5)	2005-2006 TOTAL (6)	2006-2007 INCR/DECR (7)	2006-2007 TOTAL (8)
REQUIREMENTS							
53 8010 FLEX SPEND ACCT SAV TRAN	868	0	0	0	0	0	0
53 81D1 TRANSFER TO CODE 14410	100,000	0	0	0	0	0	0
53 89AA TRANS TO SUBSEQUENT YEAR	400,000	0	0	0	0	0	0
TOTAL INTRAGOVERNMENTAL TRANSACT	500,868	0	0	0	0	0	0
TOTAL REQUIREMENTS	2,777,228	2,372,392	2,383,016	-17	2,382,999	-17	2,382,999
ESTIMATED RECEIPTS							
43 4160 PROFESSIONAL SERVICES	492,286	353,973	353,973	-17	353,956	-17	353,956
43 4390 OTH SALES OF GDS OR PUBL	-2,092	0	0	0	0	0	0
43 5200 NON BUS PERMIT/LIC FEES	1,636,022	1,308,017	1,308,017	0	1,308,017	0	1,308,017
43 7990 OTHER MISC REV-PROGRAM	174	0	0	0	0	0	0
43 7992 IMP/PETTY CASH RE-DEPOSI	200	200	200	0	200	0	200
43 7994 RETURNED CHECK FEE	2,601	0	0	0	0	0	0
TOTAL RECEIPTS	2,129,191	1,662,190	1,662,190	-17	1,662,173	-17	1,662,173
NET APPROPRIATION	648,037	710,202	720,826	0	720,826	0	720,826

Fund Detail

14430 DHHS - Division of Public Health

1471 Occupational Health and Environmental Epidemiology

DESCRIPTION (1)	2003-2004 ACTUAL (2)	2004-2005 CERTIFIED (3)	2004-2005 AUTHORIZED (4)	2005-2006 INCR/DECR (5)	2005-2006 TOTAL (6)	2006-2007 INCR/DECR (7)	2006-2007 TOTAL (8)
REQUIREMENTS							
53 1211 SPA-REG SALARIES-APPR	933,427	1,083,689	1,053,655	0	1,053,655	0	1,053,655
53 1212 SPA-REG SALARIES-RECPT	798,903	1,336,061	1,336,061	0	1,336,061	0	1,336,061
53 1421 HOLIDAY PAY - APPRO	14	0	0	0	0	0	0
53 1452 DUAL EMPLOYMENT	1,200	0	0	0	0	0	0
53 1461 EPA&SPA-LONGVTY PAY-APPR	17,329	17,883	17,883	0	17,883	0	17,883
53 1462 EPA&SPA-LONGVTY PAY-REC	9,822	12,202	12,202	0	12,202	0	12,202
53 1511 SOCIAL SEC CONTRIB-APPRO	65,875	79,624	76,095	0	76,095	0	76,095
53 1512 SOCIAL SEC CONTRIB-RECPT	59,481	100,634	100,634	2,510	103,144	2,510	103,144
53 1521 REG RETIRE CONTRIB-APPRO	32,516	63,722	62,343	0	62,343	0	62,343
53 1522 REG RETIRE CONTRIB-RECPT	27,659	81,363	81,363	-2,959	78,404	-2,959	78,404
53 1561 MED INS CONTRIB-APPRO	46,257	72,038	69,105	0	69,105	0	69,105
53 1562 MED INS CONTRIB-RECPTS	54,930	106,716	106,716	-3,432	103,284	-3,432	103,284
53 1631 WRKER COMP-MED PAYMENTS	163	0	0	0	0	0	0
TOTAL PERSONAL SERVICES	2,047,576	2,953,932	2,916,057	-3,881	2,912,176	-3,881	2,912,176
53 2110 LEGAL SERVICES	54,260	59,413	59,413	0	59,413	0	59,413
53 2133 EMPLOYEE/EMPLOYMENT PHYSIC	5,126	12,721	12,721	0	12,721	0	12,721
53 2143 LAN SUPPORT SERVICES	0	400	400	0	400	0	400
53 2170 ADMIN SVC-PROF TEST SVC	266,798	172,994	172,994	0	172,994	0	172,994
53 2181 WRKSHOP/CONF EXP-FOOD SE	6,096	1,688	1,688	0	1,688	0	1,688
53 2183 LABORATORY SER AGREEMENT	3,330	73,800	73,800	0	73,800	0	73,800
53 2199 MISC CONTRACTUAL SERVICE	25,102	40,793	40,793	0	40,793	0	40,793
53 2300 REPAIR SERVICES	2,079	2,473	2,473	0	2,473	0	2,473
53 2400 MAINTENANCE AGREEMENTS	4,259	19,454	19,454	0	19,454	0	19,454
53 2500 RENTALS/LEASES	298,122	316,025	319,775	0	319,775	0	319,775
53 2700 TRAVEL & OTHER EMP EXP	52,916	165,876	174,676	48	174,724	48	174,724
53 2800 COMMUN. & DATA PROCESS	48,652	118,406	109,856	0	109,856	0	109,856
53 2900 OTHER SERVICES	40,343	55,117	60,117	0	60,117	0	60,117
TOTAL PURCHASED SERVICES	807,083	1,039,160	1,048,160	48	1,048,208	48	1,048,208
53 3100 GENERAL ADMIN SUPPLIES	25,235	45,258	45,258	0	45,258	0	45,258
53 3200 FACILITY & HARDWARE SUPP	0	400	400	0	400	0	400
53 3300 VEHICLE/EQUIP OPER SUPP	0	110	110	0	110	0	110
53 3400 FOOD & DIETARY SUPPLIES	0	100	100	0	100	0	100
53 3500 CLOTHING & RECREAT SUPP	211	250	250	0	250	0	250
53 3600 DRUGS/PHARMACEUTICAL SU	0	81	81	0	81	0	81
53 3700 RES/DEV & EDUC SUPPLIES	8,449	21,042	21,042	0	21,042	0	21,042
53 3800 PURCHASES FOR RESALE	17,232	25,641	25,641	0	25,641	0	25,641
53 3900 OTHER MATERIALS & SUPP	244	911	911	0	911	0	911

Fund Detail

14430 DHHS - Division of Public Health 1471 Occupational Health and Environmental Epidemiology

DESCRIPTION (1)	2003-2004 ACTUAL (2)	2004-2005 CERTIFIED (3)	2004-2005 AUTHORIZED (4)	2005-2006 INCR/DECR (5)	2005-2006 TOTAL (6)	2006-2007 INCR/DECR (7)	2006-2007 TOTAL (8)
REQUIREMENTS							

TOTAL SUPPLIES	51,371	93,793	93,793	0	93,793	0	93,793

53 4500 EQUIPMENT	29,580	81,915	81,915	0	81,915	0	81,915
53 4600 ART, OTHER ARTIF & LITER	793	5,023	5,023	0	5,023	0	5,023
53 4700 INTANGIBLE ASSETS	3,506	26,800	17,800	0	17,800	0	17,800

TOTAL PROPERTY, PLANT & EQUIPMT	33,879	113,738	104,738	0	104,738	0	104,738

53 5100 LEGAL, LICENSES & PERMIT	3,950	1,778	1,778	0	1,778	0	1,778
53 5600 ASSETS & OTHER ADJUSTME	0	17,185	17,185	0	17,185	0	17,185
53 5800 OTHER ADM EXPENSES	1,262	3,034	3,034	0	3,034	0	3,034
53 5900 OTHER EXPENSES	1,600	30,854	30,854	0	30,854	0	30,854

TOTAL OTHER EXPENSES & ADJUSTMEN	6,812	52,851	52,851	0	52,851	0	52,851

53 6929 OTHER CONT/GRT-ED-INST	363,769	1,944,961	1,944,961	0	1,944,961	0	1,944,961
53 6961 AID TO COUNTIES	0	4,850	4,850	0	4,850	0	4,850
53 6989 OTHER CONTRACTS/GRANTS	66,788	167,965	167,965	0	167,965	0	167,965

TOTAL AID & PUBLIC ASSISTANCE	430,557	2,117,776	2,117,776	0	2,117,776	0	2,117,776

53 8010 FLEX SPEND ACCT SAV TRAN	989	100	100	0	100	0	100
53 819K TR TO 14300-DENR	0	20,000	20,000	0	20,000	0	20,000

TOTAL INTRAGOVERNMENTAL TRANSACT	989	20,100	20,100	0	20,100	0	20,100

TOTAL REQUIREMENTS	3,378,267	6,391,350	6,353,475	-3,833	6,349,642	-3,833	6,349,642

ESTIMATED RECEIPTS							

43 5100 BSNS LICENSE FEES	610,886	853,375	853,375	3,143	856,518	3,143	856,518
43 5200 NON BUS PERMIT/LIC FEES	20,679	80,000	80,000	0	80,000	0	80,000
43 5300 CERTIFICATION FEES	59,670	56,701	56,701	0	56,701	0	56,701
43 5600 REGISTRATION FEES	2,030	2,030	2,030	0	2,030	0	2,030
43 5900 OTHER LIC, FEES/PERMITS	46,156	41,840	41,840	0	41,840	0	41,840
43 7990 OTHER MISC REV-PROGRAM	24,900	26,040	26,040	0	26,040	0	26,040
43 7994 RETURNED CHECK FEE	75	0	0	0	0	0	0
43 7995 OTHER MISC REVENUE-GNRL	0	3,946	3,946	-3,946	0	-3,946	0

Fund Detail

14430 DHHS - Division of Public Health 1471 Occupational Health and Environmental Epidemiology

DESCRIPTION (1)	2003-2004 ACTUAL (2)	2004-2005 CERTIFIED (3)	2004-2005 AUTHORIZED (4)	2005-2006 INCR/DECR (5)	2005-2006 TOTAL (6)	2006-2007 INCR/DECR (7)	2006-2007 TOTAL (8)
ESTIMATED RECEIPTS							
43 8155 DEM TR-105 GRANT-NESHAP	26,344	52,727	52,727	0	52,727	0	52,727
53 8220 REIMB-DUAL EMPLOYMENT	1,292	0	0	0	0	0	0
53 88AS SURVEIL HAZ SUBS EVENTS	75,379	75,396	75,396	-519	74,877	-519	74,877
53 88AW EPA-ASBESTOS ENHANCEMENT	61,880	90,549	90,549	-2,152	88,397	-2,152	88,397
53 88CC PFIS. ILLNESS SUR & PVT	563,185	2,974,153	2,974,153	4,077	2,978,230	4,077	2,978,230
53 88CX LEAD BASED PAINT TRNG	290,240	316,970	316,970	-4,680	312,290	-4,680	312,290
53 88EL HHS-CDC DIISOCYANATE GRT	48,498	183,012	183,012	0	183,012	0	183,012
53 88EM OCCUP SERVEILLANCE GRANT	67,913	103,950	103,950	196	104,146	196	104,146
53 88LB HHS-LEAD BSD PAINT EPAA	45,217	38,898	38,898	0	38,898	0	38,898

TOTAL RECEIPTS	1,944,344	4,899,587	4,899,587	-3,881	4,895,706	-3,881	4,895,706

NET APPROPRIATION	1,433,923	1,491,763	1,453,888	48	1,453,936	48	1,453,936

Fund Detail

14430 DHHS - Division of Public Health

1505 Women's and Children's Health

DESCRIPTION (1)	2003-2004 ACTUAL (2)	2004-2005 CERTIFIED (3)	2004-2005 AUTHORIZED (4)	2005-2006 INCR/DECR (5)	2005-2006 TOTAL (6)	2006-2007 INCR/DECR (7)	2006-2007 TOTAL (8)
REQUIREMENTS							
53 1211 SPA-REG SALARIES-APPR	21,869	59,791	23,318	0	23,318	0	23,318
53 1212 SPA-REG SALARIES-RECPT	45,825	46,407	46,407	0	46,407	0	46,407
53 1213 SPA-REG SALARIES-UNDESIG	239,029	243,484	243,484	0	243,484	0	243,484
53 1462 EPA&SPA-LONGVTY PAY-REC	679	679	679	17	696	17	696
53 1463 EPA&SPA-LONGVTY PAY-UNDE	3,063	3,063	3,063	0	3,063	0	3,063
53 1511 SOCIAL SEC CONTRIB-APPRO	1,673	5,819	1,784	0	1,784	0	1,784
53 1512 SOCIAL SEC CONTRIB-RECPT	3,557	3,551	3,551	53	3,604	53	3,604
53 1513 SOCIAL SEC CONTRIB-UNDES	15,313	18,370	18,370	0	18,370	0	18,370
53 1521 REG RETIRE CONTRIB-APPRO	748	4,125	2,162	0	2,162	0	2,162
53 1522 REG RETIRE CONTRIB-RECPT	1,590	2,678	2,678	62	2,740	62	2,740
53 1523 REG RETIRE CONTRIB-UNDES	8,280	16,927	16,927	0	16,927	0	16,927
53 1561 MED INS CONTRIB-APPRO	3,306	11,848	4,001	0	4,001	0	4,001
53 1562 MED INS CONTRIB-RECPTS	3,306	3,432	3,432	0	3,432	0	3,432
53 1563 MED INS CONTRIB-UNDESIGN	6,613	8,963	8,963	0	8,963	0	8,963
TOTAL PERSONAL SERVICES	354,851	429,137	378,819	132	378,951	132	378,951
53 2140 INFORMATN TECHNOLOGY SVC	36,292	208,621	208,621	0	208,621	0	208,621
53 2170 ADMIN SVC-PROF TEST SVC	21	8,875	8,875	0	8,875	0	8,875
53 2181 WRKSHOP/CONF EXP-FOOD SE	609	0	0	0	0	0	0
53 2400 MAINTENANCE AGREEMENTS	4	-300	600	0	600	0	600
53 2500 RENTALS/LEASES	84,640	127,820	127,719	0	127,719	0	127,719
53 2700 TRAVEL & OTHER EMP EXP	6,141	10,842	6,172	53	6,225	53	6,225
53 2800 COMMUN. & DATA PROCESS	3,897	10,201	8,601	0	8,601	0	8,601
53 2900 OTHER SERVICES	9,426	3,529	7,500	0	7,500	0	7,500
TOTAL PURCHASED SERVICES	141,030	369,588	368,088	53	368,141	53	368,141
53 3100 GENERAL ADMIN SUPPLIES	1,035	2,040	3,040	0	3,040	0	3,040
TOTAL SUPPLIES	1,035	2,040	3,040	0	3,040	0	3,040
53 4500 EQUIPMENT	1,171	6,595	8,395	0	8,395	0	8,395
53 4600 ART, OTHER ARTIF & LITER	334	93	593	0	593	0	593
53 4700 INTANGIBLE ASSETS	0	7,500	8,550	0	8,550	0	8,550
TOTAL PROPERTY, PLANT & EQUIPMT	1,505	14,188	17,538	0	17,538	0	17,538
53 5800 OTHER ADM EXPENSES	5,800	-3,400	6,000	0	6,000	0	6,000
53 5900 OTHER EXPENSES	23,491	32,536	20,286	-132	20,154	-132	20,154
TOTAL OTHER EXPENSES & ADJUSTMEN	29,291	29,136	26,286	-132	26,154	-132	26,154

Fund Detail

14430 DHHS - Division of Public Health

1505 Women's and Children's Health

DESCRIPTION (1)	2003-2004 ACTUAL (2)	2004-2005 CERTIFIED (3)	2004-2005 AUTHORIZED (4)	2005-2006 INCR/DECR (5)	2005-2006 TOTAL (6)	2006-2007 INCR/DECR (7)	2006-2007 TOTAL (8)
REQUIREMENTS							
53 6961 AID TO COUNTIES	17,095,929	17,306,626	17,306,626	0	17,306,626	0	17,306,626
TOTAL AID & PUBLIC ASSISTANCE	17,095,929	17,306,626	17,306,626	0	17,306,626	0	17,306,626
53 8010 FLEX SPEND ACCT SAV TRAN	106	0	0	0	0	0	0
TOTAL INTRAGOVERNMENTAL TRANSACT	106	0	0	0	0	0	0
TOTAL REQUIREMENTS	17,623,747	18,150,715	18,100,397	53	18,100,450	53	18,100,450
ESTIMATED RECEIPTS							
53 88AM SYS DEV FOR CHILD/ADOL	96,868	96,999	96,999	0	96,999	0	96,999
53 88AP MCH BLOCK GRANT	9,493,080	9,925,130	9,925,130	0	9,925,130	0	9,925,130
TOTAL RECEIPTS	9,589,948	10,022,129	10,022,129	0	10,022,129	0	10,022,129
NET APPROPRIATION	8,033,799	8,128,586	8,078,268	53	8,078,321	53	8,078,321

Fund Detail

14430 DHHS - Division of Public Health

1511 Women's Health

DESCRIPTION (1)	2003-2004 ACTUAL (2)	2004-2005 CERTIFIED (3)	2004-2005 AUTHORIZED (4)	2005-2006 INCR/DECR (5)	2005-2006 TOTAL (6)	2006-2007 INCR/DECR (7)	2006-2007 TOTAL (8)
REQUIREMENTS							
53 1211 SPA-REG SALARIES-APPR	230,856	241,605	244,957	0	244,957	0	244,957
53 1212 SPA-REG SALARIES-RECPT	857,520	1,089,596	1,085,998	0	1,085,998	0	1,085,998
53 1213 SPA-REG SALARIES-UNDESIG	680,188	788,106	788,106	0	788,106	0	788,106
53 1452 DUAL EMPLOYMENT	4,500	0	0	0	0	0	0
53 1461 EPA&SPA-LONGVTY PAY-APPR	6,326	5,940	5,940	0	5,940	0	5,940
53 1462 EPA&SPA-LONGVTY PAY-REC	15,969	19,544	19,544	-334	19,210	-334	19,210
53 1463 EPA&SPA-LONGVTY PAY-UNDE	16,794	17,923	17,923	0	17,923	0	17,923
53 1511 SOCIAL SEC CONTRIB-APPRO	15,979	18,719	19,100	0	19,100	0	19,100
53 1512 SOCIAL SEC CONTRIB-RECPT	63,600	80,516	80,516	4,035	84,551	4,035	84,551
53 1513 SOCIAL SEC CONTRIB-UNDES	51,343	63,381	63,381	0	63,381	0	63,381
53 1521 REG RETIRE CONTRIB-APPRO	8,112	14,421	14,452	0	14,452	0	14,452
53 1522 REG RETIRE CONTRIB-RECPT	28,172	62,358	65,956	-1,686	64,270	-1,686	64,270
53 1523 REG RETIRE CONTRIB-UNDES	23,862	45,311	45,311	0	45,311	0	45,311
53 1561 MED INS CONTRIB-APPRO	13,246	15,444	15,444	0	15,444	0	15,444
53 1562 MED INS CONTRIB-RECPTS	63,862	79,794	79,794	0	79,794	0	79,794
53 1563 MED INS CONTRIB-UNDESIGN	44,657	55,128	55,128	0	55,128	0	55,128
53 1651 COMPENSATION TO BOARD ME	2,520	8,405	8,405	0	8,405	0	8,405
TOTAL PERSONAL SERVICES	2,127,506	2,606,191	2,609,955	2,015	2,611,970	2,015	2,611,970
53 2140 INFORMATN TECHNOLOGY SVC	181	2,500	2,500	0	2,500	0	2,500
53 2170 ADMIN SVC-PROF TEST SVC	40,446	44,274	44,274	0	44,274	0	44,274
53 2181 WRKSHOP/CONF EXP-FOOD SE	43,319	40,970	40,970	0	40,970	0	40,970
53 2191 DUAL EMP PAY TO AGENCY	0	810	810	0	810	0	810
53 2192 HONORARIUMS	8,025	19,545	19,545	0	19,545	0	19,545
53 2199 MISC CONTRACTUAL SERVICE	0	17,000	17,000	0	17,000	0	17,000
53 2200 UTILITY/ENERGY SERVICES	636	1,510	1,510	0	1,510	0	1,510
53 2300 REPAIR SERVICES	0	1,680	1,680	0	1,680	0	1,680
53 2400 MAINTENANCE AGREEMENTS	3,323	7,570	7,570	0	7,570	0	7,570
53 2500 RENTALS/LEASES	84,700	141,147	130,647	0	130,647	0	130,647
53 2700 TRAVEL & OTHER EMP EXP	80,585	124,851	124,601	16,804	141,405	17,074	141,675
53 2800 COMMUN. & DATA PROCESS	119,715	128,762	147,380	0	147,380	0	147,380
53 2900 OTHER SERVICES	14,961	16,916	15,591	0	15,591	0	15,591
TOTAL PURCHASED SERVICES	395,891	547,535	554,078	16,804	570,882	17,074	571,152
53 3100 GENERAL ADMIN SUPPLIES	26,512	30,175	29,975	0	29,975	0	29,975
53 3700 RES/DEV & EDUC SUPPLIES	38,900	73,457	73,457	0	73,457	2,575	76,032
53 3900 OTHER MATERIALS & SUPP	136	-767	-767	0	-767	0	-767
TOTAL SUPPLIES	65,548	102,865	102,665	0	102,665	2,575	105,240

Fund Detail

14430 DHHS - Division of Public Health

1511 Women's Health

DESCRIPTION (1)	2003-2004 ACTUAL (2)	2004-2005 CERTIFIED (3)	2004-2005 AUTHORIZED (4)	2005-2006 INCR/DECR (5)	2005-2006 TOTAL (6)	2006-2007 INCR/DECR (7)	2006-2007 TOTAL (8)
REQUIREMENTS							
53 4500 EQUIPMENT	14,849	15,418	15,418	0	15,418	0	15,418
53 4600 ART, OTHER ARTIF & LITER	0	5,138	3,350	0	3,350	0	3,350
53 4700 INTANGIBLE ASSETS	317	825	825	0	825	0	825
TOTAL PROPERTY, PLANT & EQUIPMT	15,166	21,381	19,593	0	19,593	0	19,593
53 5800 OTHER ADM EXPENSES	3,925	8,595	8,595	0	8,595	0	8,595
53 5900 OTHER EXPENSES	13,316	227,599	223,044	-4,002	219,042	-4,002	219,042
TOTAL OTHER EXPENSES & ADJUSTMEN	17,241	236,194	231,639	-4,002	227,637	-4,002	227,637
53 6929 OTHER CONT/GRT-ED-INST	1,769,108	1,879,941	1,879,941	0	1,879,941	0	1,879,941
53 6961 AID TO COUNTIES	23,352,855	22,627,378	22,627,378	0	22,627,378	0	22,627,378
53 6989 OTHER CONTRACTS/GRANTS	5,593,006	6,746,212	6,746,212	-225,000	6,521,212	-225,000	6,521,212
TOTAL AID & PUBLIC ASSISTANCE	30,714,969	31,253,531	31,253,531	-225,000	31,028,531	-225,000	31,028,531
53 8010 FLEX SPEND ACCT SAV TRAN	2,492	0	0	0	0	0	0
53 81J1 TR TO 1440 DDS	195,569	246,870	246,870	0	246,870	0	246,870
53 819M TRANS TO DPI B/C 13510	287,969	1,151,876	1,151,876	0	1,151,876	0	1,151,876
TOTAL INTRAGOVERNMENTAL TRANSACT	486,030	1,398,746	1,398,746	0	1,398,746	0	1,398,746
TOTAL REQUIREMENTS	33,822,351	36,166,443	36,170,207	-210,183	35,960,024	-207,338	35,962,869
ESTIMATED RECEIPTS							
43 2210 FAMILY PLAN LOCAL MATCH	9,219,690	9,219,690	9,219,690	0	9,219,690	0	9,219,690
43 2298 LHD PT. FEES	3,522,059	3,522,060	3,522,060	0	3,522,060	0	3,522,060
43 2996 PROVIDER MATCH	567,188	1,095,644	1,095,644	0	1,095,644	0	1,095,644
43 5600 REGISTRATION FEES	70	0	0	0	0	0	0
43 6200 PRIVATE DONATIONS & GIFT	0	24,588	24,588	0	24,588	0	24,588
43 819V TRF. FR. OST- BC 23460	57,222	100,000	100,000	0	100,000	0	100,000
53 8220 REIMB-DUAL EMPLOYMENT	4,844	0	0	0	0	0	0
53 88AK TITLE X FAMILY PLANNING	7,726,564	6,794,617	6,794,617	-1,987	6,792,630	-1,987	6,792,630
53 88AP MCH BLOCK GRANT	845,008	1,057,981	1,057,981	0	1,057,981	0	1,057,981
53 88CE HEALTHY START/BABY LOVE	661,862	771,319	771,319	0	771,319	0	771,319
53 88CF ABSTINENCE ED./BLOCK GRT	287,969	1,151,876	1,151,876	0	1,151,876	0	1,151,876
53 88CS TRIAD BABY LOVE	866,112	952,900	952,900	0	952,900	0	952,900

Fund Detail

14430 DHHS - Division of Public Health

1511 Women's Health

DESCRIPTION (1)	2003-2004 ACTUAL (2)	2004-2005 CERTIFIED (3)	2004-2005 AUTHORIZED (4)	2005-2006 INCR/DECR (5)	2005-2006 TOTAL (6)	2006-2007 INCR/DECR (7)	2006-2007 TOTAL (8)
ESTIMATED RECEIPTS							
53 88DA HS/ELIM DISP PERINATAL	504,353	510,288	510,288	0	510,288	0	510,288
53 88FA FAMILY VIOLENCE GRANT	131,558	162,499	162,499	0	162,499	0	162,499
53 885B SAPT BLOCK GRANT	0	37,779	37,779	0	37,779	0	37,779
53 886C MEDICAID ADMIN. & TRNG.	1,211,512	1,451,618	1,451,618	0	1,451,618	0	1,451,618
53 888K TANF FUNDS	2,129,517	2,500,000	2,500,000	0	2,500,000	0	2,500,000
TOTAL RECEIPTS	27,735,528	29,352,859	29,352,859	-1,987	29,350,872	-1,987	29,350,872
NET APPROPRIATION	6,086,823	6,813,584	6,817,348	-208,196	6,609,152	-205,351	6,611,997

Fund Detail

14430 DHHS - Division of Public Health

1515 Children's Developmental Service Agencies

DESCRIPTION (1)	2003-2004 ACTUAL (2)	2004-2005 CERTIFIED (3)	2004-2005 AUTHORIZED (4)	2005-2006 INCR/DECR (5)	2005-2006 TOTAL (6)	2006-2007 INCR/DECR (7)	2006-2007 TOTAL (8)
REQUIREMENTS							
53 1211 SPA-REG SALARIES-APPR	12,934,410	14,511,022	14,365,870	0	14,365,870	0	14,365,870
53 1212 SPA-REG SALARIES-RECPT	2,509,347	14,766,017	14,766,017	0	14,766,017	0	14,766,017
53 1452 DUAL EMPLOYMENT	15,029	0	0	0	0	0	0
53 1461 EPA&SPA-LONGVTY PAY-APPR	240,075	229,746	229,746	0	229,746	0	229,746
53 1462 EPA&SPA-LONGVTY PAY-REC	20,558	9,278	9,278	66,805	76,083	66,805	76,083
53 1511 SOCIAL SEC CONTRIB-APPRO	958,902	1,107,174	1,096,886	0	1,096,886	0	1,096,886
53 1512 SOCIAL SEC CONTRIB-RECPT	185,979	1,128,824	1,128,824	6,600	1,135,424	6,600	1,135,424
53 1521 REG RETIRE CONTRIB-APPRO	443,987	849,301	843,770	0	843,770	0	843,770
53 1522 REG RETIRE CONTRIB-RECPT	84,955	852,643	852,643	10,425	863,068	10,425	863,068
53 1561 MED INS CONTRIB-APPRO	916,034	1,087,601	1,080,737	0	1,080,737	0	1,080,737
53 1562 MED INS CONTRIB-RECPTS	176,130	1,193,924	1,193,924	2,746	1,196,670	2,746	1,196,670
53 1572 UNEMP COMP PAYMNTS TO ES	0	3,729	3,729	0	3,729	0	3,729
53 1624 GRIEVANCE SETTLEMENT	7,500	0	0	0	0	0	0
53 1625 ST DISABILITY PMT	5,545	0	0	0	0	0	0
53 1627 ST DISABILITY PMT-APPROP	3,764	0	0	0	0	0	0
53 1631 WRKER COMP-MED PAYMENTS	3,046	0	0	0	0	0	0
TOTAL PERSONAL SERVICES	18,505,261	35,739,259	35,571,424	86,576	35,658,000	86,576	35,658,000
53 2170 ADMIN SVC-PROF TEST SVC	634,327	512,449	512,449	0	512,449	0	512,449
53 2181 WRKSHOP/CONF EXP-FOOD SE	325	250	250	0	250	0	250
53 2184 JANITORIAL SER AGREEMENT	42,910	78,113	78,113	0	78,113	0	78,113
53 2187 PEST CONTROL SERVICES	570	0	0	0	0	0	0
53 2192 HONORARIUMS	0	500	500	0	500	0	500
53 2199 MISC CONTRACTUAL SERVICE	231,610	484,602	484,602	0	484,602	0	484,602
53 2200 UTILITY/ENERGY SERVICES	79,552	137,986	137,986	11,019	149,005	11,649	149,635
53 2300 REPAIR SERVICES	23,845	29,774	29,774	0	29,774	0	29,774
53 2400 MAINTENANCE AGREEMENTS	45,755	98,998	98,998	0	98,998	0	98,998
53 2500 RENTALS/LEASES	1,707,465	2,683,690	2,683,690	0	2,683,690	0	2,683,690
53 2700 TRAVEL & OTHER EMP EXP	154,826	532,912	532,912	1,953	534,865	1,953	534,865
53 2800 COMMUN. & DATA PROCESS	410,403	730,730	730,730	0	730,730	0	730,730
53 2900 OTHER SERVICES	183,241	76,500	76,500	0	76,500	0	76,500
TOTAL PURCHASED SERVICES	3,514,829	5,366,504	5,366,504	12,972	5,379,476	13,602	5,380,106
53 3100 GENERAL ADMIN SUPPLIES	187,492	291,167	291,167	0	291,167	0	291,167
53 3200 FACILITY & HARDWARE SUPP	1,366	6,000	6,000	0	6,000	0	6,000
53 3400 FOOD & DIETARY SUPPLIES	415	2,697	2,697	0	2,697	0	2,697
53 3500 CLOTHING & RECREAT SUPP	0	18,525	18,525	0	18,525	0	18,525
53 3600 DRUGS/PHARMACEUTICAL SU	4,807	11,332	11,332	0	11,332	0	11,332
53 3700 RES/DEV & EDUC SUPPLIES	138,110	207,761	207,761	427	208,188	610	208,371

Fund Detail

14430 DHHS - Division of Public Health

1515 Children's Developmental Service Agencies

DESCRIPTION (1)	2003-2004 ACTUAL (2)	2004-2005 CERTIFIED (3)	2004-2005 AUTHORIZED (4)	2005-2006 INCR/DECR (5)	2005-2006 TOTAL (6)	2006-2007 INCR/DECR (7)	2006-2007 TOTAL (8)
REQUIREMENTS							
53 3900 OTHER MATERIALS & SUPP	11,024	39,000	39,000	0	39,000	0	39,000
TOTAL SUPPLIES	343,214	576,482	576,482	427	576,909	610	577,092
53 4200 LEGAL AND RECORDING FEES	5	34	34	0	34	0	34
53 4500 EQUIPMENT	626,950	375,568	375,568	0	375,568	0	375,568
53 4600 ART, OTHER ARTIF & LITER	809	5,500	5,500	0	5,500	0	5,500
53 4700 INTANGIBLE ASSETS	19,622	53,588	53,588	0	53,588	0	53,588
TOTAL PROPERTY, PLANT & EQUIPMT	647,386	434,690	434,690	0	434,690	0	434,690
53 5100 LEGAL, LICENSES & PERMIT	100	0	0	0	0	0	0
53 5800 OTHER ADM EXPENSES	15,124	20,118	20,118	0	20,118	0	20,118
53 5900 OTHER EXPENSES	2,318	87,059	87,059	0	87,059	0	87,059
TOTAL OTHER EXPENSES & ADJUSTMEN	17,542	107,177	107,177	0	107,177	0	107,177
53 6182 ITP COMMUNITY SRV STATE	213,915	3,515,308	3,515,308	0	3,515,308	0	3,515,308
53 6184 ITP COMM SRV MEDICAID	367,224	529,789	529,789	0	529,789	0	529,789
53 6189 PHARMACEUTCLS-MGRANT HLT	0	-200,000	-200,000	0	-200,000	0	-200,000
53 6929 OTHER CONT/GRT-ED-INST	4,205,286	10,565,824	10,565,824	0	10,565,824	0	10,565,824
53 6961 AID TO COUNTIES	70,288	155,000	155,000	0	155,000	0	155,000
53 6989 OTHER CONTRACTS/GRANTS	3,483,906	5,130,630	5,130,630	250,000	5,380,630	250,000	5,380,630
TOTAL AID & PUBLIC ASSISTANCE	8,340,619	19,696,551	19,696,551	250,000	19,946,551	250,000	19,946,551
53 8010 FLEX SPEND ACCT SAV TRAN	20,227	0	0	0	0	0	0
TOTAL INTRAGOVERNMENTAL TRANSACT	20,227	0	0	0	0	0	0
TOTAL REQUIREMENTS	31,389,078	61,920,663	61,752,828	349,975	62,102,803	350,788	62,103,616

Fund Detail

14430 DHHS - Division of Public Health

1515 Children's Developmental Service Agencies

DESCRIPTION (1)	2003-2004 ACTUAL (2)	2004-2005 CERTIFIED (3)	2004-2005 AUTHORIZED (4)	2005-2006 INCR/DECR (5)	2005-2006 TOTAL (6)	2006-2007 INCR/DECR (7)	2006-2007 TOTAL (8)
ESTIMATED RECEIPTS							
43 4200 HOSPITAL & MEDICAL SALES	514,465	334,621	334,621	0	334,621	0	334,621
43 7990 OTHER MISC REV-PROGRAM	11,178	0	0	0	0	0	0
43 7992 IMP/PETTY CASH RE-DEPOSI	850	1,300	1,300	0	1,300	0	1,300
53 8220 REIMB-DUAL EMPLOYMENT	16,308	0	0	0	0	0	0
53 8340 GOV MOREHD PRESCHL LEASE	1,490	0	0	0	0	0	0
53 8342 DIS DETER-MED RED COPYIN	2,506	0	0	0	0	0	0
53 8344 WILKES HLTH DPT REIM DEC	4,400	0	0	0	0	0	0
53 8345 UCP-WCDC REIM DEC	4,700	0	0	0	0	0	0
53 8346 ATRC DURHAM REIMBURSEMEN	13,750	0	0	0	0	0	0
53 8372 MEDICAID MAXIMIZATION	3,781,506	3,692,476	3,692,476	0	3,692,476	0	3,692,476
53 8375 DMA MEDICAID TITLE XIX	4,103,713	18,385,044	18,385,044	38,816	18,423,860	38,816	18,423,860
53 885C EARLY INTERVENTION GRANT	5,418,132	10,362,387	10,362,387	47,760	10,410,147	47,760	10,410,147
TOTAL RECEIPTS	13,872,998	32,775,828	32,775,828	86,576	32,862,404	86,576	32,862,404
NET APPROPRIATION	17,516,080	29,144,835	28,977,000	263,399	29,240,399	264,212	29,241,212

Fund Detail

14430 DHHS - Division of Public Health

1516 Early Intervention

DESCRIPTION (1)	2003-2004 ACTUAL (2)	2004-2005 CERTIFIED (3)	2004-2005 AUTHORIZED (4)	2005-2006 INCR/DECR (5)	2005-2006 TOTAL (6)	2006-2007 INCR/DECR (7)	2006-2007 TOTAL (8)
REQUIREMENTS							
53 1211 SPA-REG SALARIES-APPR	204,078	204,544	236,817	0	236,817	0	236,817
53 1212 SPA-REG SALARIES-RECPT	385,742	560,873	560,873	0	560,873	0	560,873
53 1251 SPA-TEACH SALARIES-APPRO	4,207	0	0	0	0	0	0
53 1254 SPA TEACHING SUPPLEMENT	160	0	0	0	0	0	0
53 1452 DUAL EMPLOYMENT	4,108	0	0	0	0	0	0
53 1461 EPA&SPA-LONGVTY PAY-APPR	6,649	6,649	6,649	0	6,649	0	6,649
53 1462 EPA&SPA-LONGVTY PAY-REC	11,280	11,191	11,191	0	11,191	0	11,191
53 1511 SOCIAL SEC CONTRIB-APPRO	15,790	16,531	16,434	0	16,434	0	16,434
53 1512 SOCIAL SEC CONTRIB-RECPT	29,992	42,463	42,463	0	42,463	0	42,463
53 1521 REG RETIRE CONTRIB-APPRO	6,916	13,055	12,982	0	12,982	0	12,982
53 1522 REG RETIRE CONTRIB-RECPT	13,503	33,012	33,012	0	33,012	0	33,012
53 1561 MED INS CONTRIB-APPRO	11,468	20,717	17,410	0	17,410	0	17,410
53 1562 MED INS CONTRIB-RECPTS	32,089	41,186	41,186	0	41,186	0	41,186
53 1631 WRKER COMP-MED PAYMENTS	31	0	0	0	0	0	0
TOTAL PERSONAL SERVICES	726,013	950,221	979,017	0	979,017	0	979,017
53 2143 LAN SUPPORT SERVICES	49,934	82,400	82,400	0	82,400	0	82,400
53 2170 ADMIN SVC-PROF TEST SVC	49,289	38,050	38,050	0	38,050	0	38,050
53 2181 WRKSHOP/CONF EXP-FOOD SE	1,015	0	0	0	0	0	0
53 2184 JANITORIAL SER AGREEMENT	3,240	0	0	0	0	0	0
53 2192 HONORARIUMS	5,240	0	0	0	0	0	0
53 2199 MISC CONTRACTUAL SERVICE	689,134	99,247	99,247	0	99,247	0	99,247
53 2300 REPAIR SERVICES	40,593	0	0	0	0	0	0
53 2400 MAINTENANCE AGREEMENTS	7,378	28,000	28,000	0	28,000	0	28,000
53 2500 RENTALS/LEASES	27,655	37,200	37,200	0	37,200	0	37,200
53 2700 TRAVEL & OTHER EMP EXP	47,555	59,948	59,948	0	59,948	0	59,948
53 2800 COMMUN. & DATA PROCESS	139,434	117,295	117,295	0	117,295	0	117,295
53 2900 OTHER SERVICES	11,905	5,143	5,143	0	5,143	0	5,143
TOTAL PURCHASED SERVICES	1,072,372	467,283	467,283	0	467,283	0	467,283
53 3100 GENERAL ADMIN SUPPLIES	22,799	29,205	29,205	0	29,205	0	29,205
53 3200 FACILITY & HARDWARE SUPP	0	300	300	0	300	0	300
53 3400 FOOD & DIETARY SUPPLIES	0	1,200	1,200	0	1,200	0	1,200
53 3700 RES/DEV & EDUC SUPPLIES	8,301	9,000	9,000	0	9,000	0	9,000
TOTAL SUPPLIES	31,100	39,705	39,705	0	39,705	0	39,705
53 4500 EQUIPMENT	61,740	199,660	199,660	0	199,660	0	199,660
53 4600 ART, OTHER ARTIF & LITER	1,810	4,700	4,700	0	4,700	0	4,700

Fund Detail

14430 DHHS - Division of Public Health

1516 Early Intervention

DESCRIPTION (1)	2003-2004 ACTUAL (2)	2004-2005 CERTIFIED (3)	2004-2005 AUTHORIZED (4)	2005-2006 INCR/DECR (5)	2005-2006 TOTAL (6)	2006-2007 INCR/DECR (7)	2006-2007 TOTAL (8)
REQUIREMENTS							
53 4700 INTANGIBLE ASSETS	1,052	1,505	1,505	0	1,505	0	1,505
TOTAL PROPERTY, PLANT & EQUIPMT	64,602	205,865	205,865	0	205,865	0	205,865
53 5800 OTHER ADM EXPENSES	23,641	1,950	1,950	0	1,950	0	1,950
53 5900 OTHER EXPENSES	5,854	1,100	1,100	0	1,100	0	1,100
TOTAL OTHER EXPENSES & ADJUSTMEN	29,495	3,050	3,050	0	3,050	0	3,050
53 6880 INCENTIVE SCHOLARSHIPS	1,917	7,000	7,000	0	7,000	0	7,000
53 6890 OTHER EDUCATIONAL AWARDS	1,375	0	0	0	0	0	0
53 6929 OTHER CONT/GRT-ED-INST	649,341	697,885	697,885	0	697,885	0	697,885
53 6989 OTHER CONTRACTS/GRANTS	239,376	84,900	84,900	0	84,900	0	84,900
TOTAL AID & PUBLIC ASSISTANCE	892,009	789,785	789,785	0	789,785	0	789,785
53 8010 FLEX SPEND ACCT SAV TRAN	272	0	0	0	0	0	0
53 81P1 TRANSFER TO DMH 14460	9,843,236	0	0	0	0	0	0
TOTAL INTRAGOVERNMENTAL TRANSACT	9,843,508	0	0	0	0	0	0
TOTAL REQUIREMENTS	12,659,099	2,455,909	2,484,705	0	2,484,705	0	2,484,705
ESTIMATED RECEIPTS							
53 8220 REIMB-DUAL EMPLOYMENT	4,422	0	0	0	0	0	0
53 882H CHILD CARE & DEV.FUNDS/D	259,735	0	0	0	0	0	0
53 885C EARLY INTERVENTION GRANT	2,201,852	2,149,715	2,149,715	0	2,149,715	0	2,149,715
TOTAL RECEIPTS	2,466,009	2,149,715	2,149,715	0	2,149,715	0	2,149,715

Fund Detail

14430 DHHS - Division of Public Health

1516 Early Intervention

DESCRIPTION (1)	2003-2004 ACTUAL (2)	2004-2005 CERTIFIED (3)	2004-2005 AUTHORIZED (4)	2005-2006 INCR/DECR (5)	2005-2006 TOTAL (6)	2006-2007 INCR/DECR (7)	2006-2007 TOTAL (8)
NET APPROPRIATION	10,193,090	306,194	334,990	0	334,990	0	334,990

Fund Detail

14430 DHHS - Division of Public Health

1520 Sickle Cell and Genetic Counseling

DESCRIPTION (1)	2003-2004 ACTUAL (2)	2004-2005 CERTIFIED (3)	2004-2005 AUTHORIZED (4)	2005-2006 INCR/DECR (5)	2005-2006 TOTAL (6)	2006-2007 INCR/DECR (7)	2006-2007 TOTAL (8)
REQUIREMENTS							
53 1211 SPA-REG SALARIES-APPR	23,310	38,529	24,095	0	24,095	0	24,095
53 1213 SPA-REG SALARIES-UNDESIG	786,124	938,421	939,296	0	939,296	0	939,296
53 1461 EPA&SPA-LONGVTY PAY-APPR	0	836	836	0	836	0	836
53 1463 EPA&SPA-LONGVTY PAY-UNDE	13,109	13,865	13,865	0	13,865	0	13,865
53 1511 SOCIAL SEC CONTRIB-APPRO	1,671	3,111	2,074	0	2,074	0	2,074
53 1513 SOCIAL SEC CONTRIB-UNDES	59,346	72,810	72,810	0	72,810	0	72,810
53 1521 REG RETIRE CONTRIB-APPRO	797	3,518	3,107	0	3,107	0	3,107
53 1523 REG RETIRE CONTRIB-UNDES	27,299	56,814	56,814	0	56,814	0	56,814
53 1561 MED INS CONTRIB-APPRO	3,062	4,958	4,958	0	4,958	0	4,958
53 1563 MED INS CONTRIB-UNDESIGN	61,508	80,108	80,108	0	80,108	0	80,108
53 1631 WRKER COMP-MED PAYMENTS	445	0	0	0	0	0	0
TOTAL PERSONAL SERVICES	976,671	1,212,970	1,197,963	0	1,197,963	0	1,197,963
53 2140 INFORMATN TECHNOLOGY SVC	844	82,041	82,041	0	82,041	0	82,041
53 2170 ADMIN SVC-PROF TEST SVC	24,454	24,528	24,528	0	24,528	0	24,528
53 2181 WRKSHOP/CONF EXP-FOOD SE	626	1,500	1,500	0	1,500	0	1,500
53 2199 MISC CONTRACTUAL SERVICE	50	3,200	3,200	0	3,200	0	3,200
53 2200 UTILITY/ENERGY SERVICES	476	463	598	0	598	0	598
53 2300 REPAIR SERVICES	0	500	500	0	500	0	500
53 2400 MAINTENANCE AGREEMENTS	2,047	4,710	4,135	0	4,135	0	4,135
53 2500 RENTALS/LEASES	45,329	41,275	55,275	0	55,275	0	55,275
53 2700 TRAVEL & OTHER EMP EXP	14,612	36,814	29,067	0	29,067	0	29,067
53 2800 COMMUN. & DATA PROCESS	23,669	63,739	83,580	0	83,580	0	83,580
53 2900 OTHER SERVICES	7,295	8,653	9,653	0	9,653	0	9,653
TOTAL PURCHASED SERVICES	119,402	267,423	294,077	0	294,077	0	294,077
53 3100 GENERAL ADMIN SUPPLIES	8,394	15,571	12,571	0	12,571	0	12,571
53 3700 RES/DEV & EDUC SUPPLIES	6,561	17,170	10,803	0	10,803	0	10,803
53 3900 OTHER MATERIALS & SUPP	5,170	23,588	10,208	0	10,208	0	10,208
TOTAL SUPPLIES	20,125	56,329	33,582	0	33,582	0	33,582
53 4500 EQUIPMENT	16,528	16,571	19,646	0	19,646	0	19,646
53 4700 INTANGIBLE ASSETS	748	13,550	3,550	0	3,550	0	3,550
TOTAL PROPERTY, PLANT & EQUIPMT	17,276	30,121	23,196	0	23,196	0	23,196
53 5800 OTHER ADM EXPENSES	96	1,075	93	0	93	0	93
53 5900 OTHER EXPENSES	1,565	11,397	15,397	0	15,397	0	15,397

Fund Detail

14430 DHHS - Division of Public Health

1520 Sickle Cell and Genetic Counseling

DESCRIPTION (1)	2003-2004 ACTUAL (2)	2004-2005 CERTIFIED (3)	2004-2005 AUTHORIZED (4)	2005-2006 INCR/DECR (5)	2005-2006 TOTAL (6)	2006-2007 INCR/DECR (7)	2006-2007 TOTAL (8)
REQUIREMENTS							

TOTAL OTHER EXPENSES & ADJUSTMEN	1,661	12,472	15,490	0	15,490	0	15,490

53 6140 HOSPITALIZATION-INPAT	11,184	100,000	100,000	0	100,000	0	100,000
53 6150 HOSP-OUTPATIENT	127,696	214,000	214,000	0	214,000	0	214,000
53 6161 APPLIANCES	210	16,247	16,247	0	16,247	0	16,247
53 6163 PHYSICIANS	34,768	75,000	75,000	0	75,000	0	75,000
53 6164 OTHER PROFESSIONALS	2,118	6,760	6,760	0	6,760	0	6,760
53 6165 PHARMACEUTICALS	149,845	250,000	250,000	0	250,000	0	250,000
53 6174 PATIENT SUPPLIES	1,203	15,500	15,500	0	15,500	0	15,500
53 6929 OTHER CONT/GRT-ED-INST	2,622,122	3,084,964	3,084,964	0	3,084,964	0	3,084,964
53 6961 AID TO COUNTIES	12,050	12,050	12,050	0	12,050	0	12,050
53 6989 OTHER CONTRACTS/GRANTS	1,753,136	1,816,078	1,816,078	0	1,816,078	0	1,816,078

TOTAL AID & PUBLIC ASSISTANCE	4,714,332	5,590,599	5,590,599	0	5,590,599	0	5,590,599

53 7170 REDISTRIBUTED COST	1	0	0	0	0	0	0

TOTAL RESERVES	1	0	0	0	0	0	0

53 8010 FLEX SPEND ACCT SAV TRAN	582	100	100	0	100	0	100

TOTAL INTRAGOVERNMENTAL TRANSACT	582	100	100	0	100	0	100

TOTAL REQUIREMENTS	5,850,050	7,170,014	7,155,007	0	7,155,007	0	7,155,007

ESTIMATED RECEIPTS							

53 88AP MCH BLOCK GRANT	1,327,352	685,616	685,616	0	685,616	0	685,616
53 886C MEDICAID ADMIN. & TRNG.	289,212	293,817	293,817	0	293,817	0	293,817

TOTAL RECEIPTS	1,616,564	979,433	979,433	0	979,433	0	979,433

Fund Detail

14430 DHHS - Division of Public Health

1520 Sickle Cell and Genetic Counseling

DESCRIPTION (1)	2003-2004 ACTUAL (2)	2004-2005 CERTIFIED (3)	2004-2005 AUTHORIZED (4)	2005-2006 INCR/DECR (5)	2005-2006 TOTAL (6)	2006-2007 INCR/DECR (7)	2006-2007 TOTAL (8)
NET APPROPRIATION	4,233,486	6,190,581	6,175,574	0	6,175,574	0	6,175,574

Fund Detail

14430 DHHS - Division of Public Health

1531 Special Needs Children

DESCRIPTION (1)	2003-2004 ACTUAL (2)	2004-2005 CERTIFIED (3)	2004-2005 AUTHORIZED (4)	2005-2006 INCR/DECR (5)	2005-2006 TOTAL (6)	2006-2007 INCR/DECR (7)	2006-2007 TOTAL (8)
REQUIREMENTS							
53 1211 SPA-REG SALARIES-APPR	16,753	33,149	47,787	0	47,787	0	47,787
53 1212 SPA-REG SALARIES-RECPT	80,578	182,887	182,887	-931	181,956	-931	181,956
53 1213 SPA-REG SALARIES-UNDESIG	1,594,284	2,017,347	2,017,347	0	2,017,347	0	2,017,347
53 1461 EPA&SPA-LONGVTY PAY-APPR	0	883	883	0	883	0	883
53 1462 EPA&SPA-LONGVTY PAY-REC	2,298	2,213	2,213	-385	1,828	-385	1,828
53 1463 EPA&SPA-LONGVTY PAY-UNDE	32,964	33,625	33,625	0	33,625	0	33,625
53 1511 SOCIAL SEC CONTRIB-APPRO	1,247	2,799	4,691	0	4,691	0	4,691
53 1512 SOCIAL SEC CONTRIB-RECPT	5,988	13,863	13,863	196	14,059	196	14,059
53 1513 SOCIAL SEC CONTRIB-UNDES	119,266	149,571	149,572	0	149,572	0	149,572
53 1521 REG RETIRE CONTRIB-APPRO	573	2,208	5,970	0	5,970	0	5,970
53 1522 REG RETIRE CONTRIB-RECPT	2,834	10,571	10,571	116	10,687	116	10,687
53 1523 REG RETIRE CONTRIB-UNDES	53,896	118,205	118,204	0	118,204	0	118,204
53 1561 MED INS CONTRIB-APPRO	2,031	6,874	10,904	0	10,904	0	10,904
53 1562 MED INS CONTRIB-RECPTS	5,019	11,982	11,982	270	12,252	270	12,252
53 1563 MED INS CONTRIB-UNDESIGN	101,937	149,761	149,761	0	149,761	0	149,761
53 1631 WRKER COMP-MED PAYMENTS	67	0	0	0	0	0	0
TOTAL PERSONAL SERVICES	2,019,735	2,735,938	2,760,260	-734	2,759,526	-734	2,759,526
53 2140 INFORMATN TECHNOLOGY SVC	17,144	72,000	72,000	0	72,000	0	72,000
53 2170 ADMIN SVC-PROF TEST SVC	62,180	117,362	117,362	0	117,362	0	117,362
53 2181 WRKSHOP/CONF EXP-FOOD SE	670	18,000	18,000	0	18,000	0	18,000
53 2192 HONORARIUMS	430	8,000	8,000	0	8,000	0	8,000
53 2199 MISC CONTRACTUAL SERVICE	0	268,052	268,052	0	268,052	0	268,052
53 2200 UTILITY/ENERGY SERVICES	318	375	375	7	382	10	385
53 2300 REPAIR SERVICES	184	2,160	0	0	0	0	0
53 2400 MAINTENANCE AGREEMENTS	2,830	12,533	8,700	0	8,700	0	8,700
53 2500 RENTALS/LEASES	65,803	127,203	100,681	0	100,681	0	100,681
53 2700 TRAVEL & OTHER EMP EXP	22,248	93,560	267,929	250	268,179	250	268,179
53 2800 COMMUN. & DATA PROCESS	68,790	215,383	166,142	-54	166,088	-54	166,088
53 2900 OTHER SERVICES	11,772	27,065	21,030	0	21,030	0	21,030
TOTAL PURCHASED SERVICES	252,369	961,693	1,048,271	203	1,048,474	206	1,048,477
53 3100 GENERAL ADMIN SUPPLIES	20,721	43,919	40,194	0	40,194	0	40,194
53 3400 FOOD & DIETARY SUPPLIES	0	1,200	0	0	0	0	0
53 3500 CLOTHING & RECREAT SUPP	0	1,000	0	0	0	0	0
53 3600 DRUGS/PHARMACEUTICAL SU	0	156	0	0	0	0	0
53 3700 RES/DEV & EDUC SUPPLIES	20,443	125,335	110,537	0	110,537	0	110,537
53 3900 OTHER MATERIALS & SUPP	808	3,750	2,550	0	2,550	0	2,550
TOTAL SUPPLIES	41,972	175,360	153,281	0	153,281	0	153,281

Fund Detail

14430 DHHS - Division of Public Health

1531 Special Needs Children

DESCRIPTION (1)	2003-2004 ACTUAL (2)	2004-2005 CERTIFIED (3)	2004-2005 AUTHORIZED (4)	2005-2006 INCR/DECR (5)	2005-2006 TOTAL (6)	2006-2007 INCR/DECR (7)	2006-2007 TOTAL (8)
REQUIREMENTS							
53 4500 EQUIPMENT	175,653	183,453	161,354	0	161,354	0	161,354
53 4600 ART, OTHER ARTIF & LITER	0	100	0	0	0	0	0
53 4700 INTANGIBLE ASSETS	7,621	15,000	7,000	0	7,000	0	7,000
TOTAL PROPERTY, PLANT & EQUIPMT	183,274	198,553	168,354	0	168,354	0	168,354
53 5800 OTHER ADM EXPENSES	957	1,176	1,176	0	1,176	0	1,176
53 5900 OTHER EXPENSES	596	90,173	55,873	1,237	57,110	2,474	58,347
TOTAL OTHER EXPENSES & ADJUSTMEN	1,553	91,349	57,049	1,237	58,286	2,474	59,523
53 6140 HOSPITALIZATION-INPAT	56,621	59,246	59,246	0	59,246	0	59,246
53 6150 HOSP-OUTPATIENT	19,875	42,925	42,925	0	42,925	0	42,925
53 6161 APPLIANCES	2,221,398	2,285,005	2,285,005	0	2,285,005	0	2,285,005
53 6163 PHYSICIANS	8,827	25,949	25,949	0	25,949	0	25,949
53 6164 OTHER PROFESSIONALS	6,848	8,998	8,998	0	8,998	0	8,998
53 6165 PHARMACEUTICALS	646,322	552,849	552,849	0	552,849	0	552,849
53 6171 RESIDENTIAL CARE-CANCER	0	231	231	0	231	0	231
53 6174 PATIENT SUPPLIES	121,824	298,729	298,729	0	298,729	0	298,729
53 6178 PATIENT-EQUIPMENT RENTAL	0	590	590	0	590	0	590
53 6929 OTHER CONT/GRT-ED-INST	2,046,322	2,458,622	2,458,622	-177,000	2,281,622	-177,000	2,281,622
53 6961 AID TO COUNTIES	3,877,537	4,463,998	4,463,998	0	4,463,998	0	4,463,998
53 6989 OTHER CONTRACTS/GRANTS	901,768	1,482,848	1,482,848	0	1,482,848	0	1,482,848
TOTAL AID & PUBLIC ASSISTANCE	9,907,342	11,679,990	11,679,990	-177,000	11,502,990	-177,000	11,502,990
53 7170 REDISTRIBUTED COST	1	0	0	0	0	0	0
TOTAL RESERVES	1	0	0	0	0	0	0
53 8010 FLEX SPEND ACCT SAV TRAN	2,042	0	0	0	0	0	0
53 89AA TRANS TO SUBSEQUENT YEAR	394,207	0	0	0	0	0	0
TOTAL INTRAGOVERNMENTAL TRANSACT	396,249	0	0	0	0	0	0

Fund Detail

14430 DHHS - Division of Public Health

1531 Special Needs Children

DESCRIPTION (1)	2003-2004 ACTUAL (2)	2004-2005 CERTIFIED (3)	2004-2005 AUTHORIZED (4)	2005-2006 INCR/DECR (5)	2005-2006 TOTAL (6)	2006-2007 INCR/DECR (7)	2006-2007 TOTAL (8)
<hr/>							
TOTAL REQUIREMENTS	12,802,495	15,842,883	15,867,205	-176,294	15,690,911	-175,054	15,692,151
<hr/>							
ESTIMATED RECEIPTS							
<hr/>							
43 2996 PROVIDER MATCH	31,010	0	0	0	0	0	0
43 81C1 TRF FROM FUND 1992	525,072	0	0	0	0	0	0
43 819J TRS FRM CRIME CONTROL	72,616	0	0	0	0	0	0
53 8310 REFUND MEDICAID DME/SUPP	728,245	1,027,489	1,027,489	0	1,027,489	0	1,027,489
53 88AN PREV. DISAB.	421,258	538,126	538,126	0	538,126	0	538,126
53 88AP MCH BLOCK GRANT	3,720,817	4,816,422	4,816,422	0	4,816,422	0	4,816,422
53 88CY UNIVERSAL NEWBORN HEARIN	72,932	103,599	103,599	0	103,599	0	103,599
53 88EH EHDI TRACKING-NEWBORN	16,139	150,000	150,000	0	150,000	0	150,000
53 88EN HHS-STATE EARLY CHILHDHD	12,787	92,546	92,546	0	92,546	0	92,546
53 882H CHILD CARE & DEV.FUNDS/D	0	400,000	400,000	0	400,000	0	400,000
53 885C EARLY INTERVENTION GRANT	66,603	71,092	71,092	449	71,541	449	71,541
53 886C MEDICAID ADMIN. & TRNG.	482,742	540,823	540,823	0	540,823	0	540,823
53 886D HHS-HEALTH CHOICE	163,387	267,552	267,552	0	267,552	0	267,552
<hr/>							
TOTAL RECEIPTS	6,313,608	8,007,649	8,007,649	449	8,008,098	449	8,008,098
<hr/>							
NET APPROPRIATION	6,488,887	7,835,234	7,859,556	-176,743	7,682,813	-175,503	7,684,053

Fund Detail

14430 DHHS - Division of Public Health

1535 Child Health

DESCRIPTION (1)	2003-2004 ACTUAL (2)	2004-2005 CERTIFIED (3)	2004-2005 AUTHORIZED (4)	2005-2006 INCR/DECR (5)	2005-2006 TOTAL (6)	2006-2007 INCR/DECR (7)	2006-2007 TOTAL (8)
REQUIREMENTS							
53 1211 SPA-REG SALARIES-APPR	66,877	141,094	196,819	0	196,819	0	196,819
53 1212 SPA-REG SALARIES-RECPT	78,394	113,268	113,268	0	113,268	0	113,268
53 1213 SPA-REG SALARIES-UNDESIG	652,102	790,486	790,486	0	790,486	0	790,486
53 1461 EPA&SPA-LONGVTY PAY-APPR	1,612	2,966	1,887	0	1,887	0	1,887
53 1462 EPA&SPA-LONGVTY PAY-REC	913	1,029	1,029	335	1,364	335	1,364
53 1463 EPA&SPA-LONGVTY PAY-UNDE	14,202	15,683	15,683	0	15,683	0	15,683
53 1511 SOCIAL SEC CONTRIB-APPRO	5,221	10,831	15,203	0	15,203	0	15,203
53 1512 SOCIAL SEC CONTRIB-RECPT	5,856	8,682	8,682	90	8,772	90	8,772
53 1513 SOCIAL SEC CONTRIB-UNDES	49,269	61,120	61,120	0	61,120	0	61,120
53 1521 REG RETIRE CONTRIB-APPRO	2,342	8,294	11,470	0	11,470	0	11,470
53 1522 REG RETIRE CONTRIB-RECPT	2,713	6,173	6,173	492	6,665	492	6,665
53 1523 REG RETIRE CONTRIB-UNDES	22,788	46,530	46,530	0	46,530	0	46,530
53 1561 MED INS CONTRIB-APPRO	4,996	13,042	20,592	0	20,592	0	20,592
53 1562 MED INS CONTRIB-RECPTS	4,227	6,709	6,709	499	7,208	499	7,208
53 1563 MED INS CONTRIB-UNDESIGN	38,292	56,681	56,681	0	56,681	0	56,681
53 1631 WRKER COMP-MED PAYMENTS	834	0	0	0	0	0	0
53 1651 COMPENSATION TO BOARD ME	3,120	5,786	5,786	0	5,786	0	5,786
TOTAL PERSONAL SERVICES	953,758	1,288,374	1,358,118	1,416	1,359,534	1,416	1,359,534
53 2170 ADMIN SVC-PROF TEST SVC	62,215	85,479	85,479	0	85,479	0	85,479
53 2181 WRKSHOP/CONF EXP-FOOD SE	434	600	600	0	600	0	600
53 2199 MISC CONTRACTUAL SERVICE	0	1,600	1,600	0	1,600	0	1,600
53 2200 UTILITY/ENERGY SERVICES	476	500	500	34	534	40	540
53 2300 REPAIR SERVICES	0	100	100	0	100	0	100
53 2400 MAINTENANCE AGREEMENTS	2,281	6,900	4,900	0	4,900	0	4,900
53 2500 RENTALS/LEASES	45,320	74,761	70,136	0	70,136	0	70,136
53 2700 TRAVEL & OTHER EMP EXP	31,446	59,813	59,986	4,754	64,740	4,754	64,740
53 2800 COMMUN. & DATA PROCESS	107,298	228,609	224,506	-24	224,482	-24	224,482
53 2900 OTHER SERVICES	3,388	4,645	6,745	0	6,745	0	6,745
TOTAL PURCHASED SERVICES	252,858	463,007	454,552	4,764	459,316	4,770	459,322
53 3100 GENERAL ADMIN SUPPLIES	16,989	12,347	12,847	0	12,847	0	12,847
53 3300 VEHICLE/EQUIP OPER SUPP	0	100	0	0	0	0	0
53 3400 FOOD & DIETARY SUPPLIES	0	545	0	0	0	0	0
53 3700 RES/DEV & EDUC SUPPLIES	47,351	7,120	11,620	0	11,620	0	11,620
53 3900 OTHER MATERIALS & SUPP	2,700	44,961	2,700	0	2,700	0	2,700
TOTAL SUPPLIES	67,040	65,073	27,167	0	27,167	0	27,167

Fund Detail

14430 DHHS - Division of Public Health

1535 Child Health

DESCRIPTION (1)	2003-2004 ACTUAL (2)	2004-2005 CERTIFIED (3)	2004-2005 AUTHORIZED (4)	2005-2006 INCR/DECR (5)	2005-2006 TOTAL (6)	2006-2007 INCR/DECR (7)	2006-2007 TOTAL (8)
REQUIREMENTS							
53 4500 EQUIPMENT	11,279	6,598	71,798	0	71,798	0	71,798
53 4600 ART, OTHER ARTIF & LITER	315	0	400	0	400	0	400
53 4700 INTANGIBLE ASSETS	0	555	755	0	755	0	755
TOTAL PROPERTY, PLANT & EQUIPMT	11,594	7,153	72,953	0	72,953	0	72,953
53 5800 OTHER ADM EXPENSES	265	1,625	625	0	625	0	625
53 5900 OTHER EXPENSES	12,352	54,714	38,275	-1,392	36,883	-1,392	36,883
TOTAL OTHER EXPENSES & ADJUSTMEN	12,617	56,339	38,900	-1,392	37,508	-1,392	37,508
53 6601 CHILDREN'S VISION SCREEN	589,458	719,000	719,000	0	719,000	0	719,000
53 6929 OTHER CONT/GRT-ED-INST	353,380	545,353	545,353	0	545,353	0	545,353
53 6961 AID TO COUNTIES	1,225,737	504,303	504,303	0	504,303	0	504,303
53 6989 OTHER CONTRACTS/GRANTS	1,018,578	9,364,874	9,364,874	0	9,364,874	0	9,364,874
TOTAL AID & PUBLIC ASSISTANCE	3,187,153	11,133,530	11,133,530	0	11,133,530	0	11,133,530
53 7171 RESRV 05-06 SCHOOL HLTH	0	3,250,000	3,250,000	0	3,250,000	0	3,250,000
TOTAL RESERVES	0	3,250,000	3,250,000	0	3,250,000	0	3,250,000
53 8010 FLEX SPEND ACCT SAV TRAN	756	0	0	0	0	0	0
53 89AA TRANS TO SUBSEQUENT YEAR	150,000	0	0	0	0	0	0
TOTAL INTRAGOVERNMENTAL TRANSACT	150,756	0	0	0	0	0	0
TOTAL REQUIREMENTS	4,635,776	16,263,476	16,335,220	4,788	16,340,008	4,794	16,340,014
ESTIMATED RECEIPTS							
43 819J TRS FRM CRIME CONTROL	114	0	0	0	0	0	0
43 819M TRANSFER FR DPI-BC 13510	243,530	261,402	261,402	0	261,402	0	261,402
53 88AP MCH BLOCK GRANT	420,155	7,747,198	7,747,198	0	7,747,198	0	7,747,198
53 88AQ HEALTHY CHILD CARE INIT.	55,000	32,400	32,400	0	32,400	0	32,400
53 88DD ST N/PA TO PREVENT OBESI	342,978	0	0	0	0	0	0
53 88EP CHRONIC DISEASE GRANT	4,486	7,600	7,600	0	7,600	0	7,600
53 886C MEDICAID ADMIN. & TRNG.	254,883	376,318	376,318	0	376,318	0	376,318
53 886D HHS-HEALTH CHOICE	162,931	205,308	205,308	0	205,308	0	205,308

Fund Detail

14430 DHHS - Division of Public Health 1535 Child Health

DESCRIPTION (1)	2003-2004 ACTUAL (2)	2004-2005 CERTIFIED (3)	2004-2005 AUTHORIZED (4)	2005-2006 INCR/DECR (5)	2005-2006 TOTAL (6)	2006-2007 INCR/DECR (7)	2006-2007 TOTAL (8)
ESTIMATED RECEIPTS							

TOTAL RECEIPTS	1,484,077	8,630,226	8,630,226	0	8,630,226	0	8,630,226

NET APPROPRIATION	3,151,699	7,633,250	7,704,994	4,788	7,709,782	4,794	7,709,788

Fund Detail

14430 DHHS - Division of Public Health

1540 Nutrition and Dietary Services

DESCRIPTION (1)	2003-2004 ACTUAL (2)	2004-2005 CERTIFIED (3)	2004-2005 AUTHORIZED (4)	2005-2006 INCR/DECR (5)	2005-2006 TOTAL (6)	2006-2007 INCR/DECR (7)	2006-2007 TOTAL (8)
REQUIREMENTS							
53 1211 SPA-REG SALARIES-APPR	37,918	53,265	51,985	0	51,985	0	51,985
53 1212 SPA-REG SALARIES-RECPT	1,138,058	1,271,164	1,271,164	0	1,271,164	0	1,271,164
53 1452 DUAL EMPLOYMENT	154	0	0	0	0	0	0
53 1461 EPA&SPA-LONGVTY PAY-APPR	1,458	1,817	1,817	0	1,817	0	1,817
53 1462 EPA&SPA-LONGVTY PAY-REC	25,442	25,456	25,456	5,124	30,580	5,124	30,580
53 1511 SOCIAL SEC CONTRIB-APPRO	2,950	4,688	4,590	0	4,590	0	4,590
53 1512 SOCIAL SEC CONTRIB-RECPT	85,556	95,373	95,373	4,210	99,583	4,210	99,583
53 1521 REG RETIRE CONTRIB-APPRO	1,344	3,214	3,171	0	3,171	0	3,171
53 1522 REG RETIRE CONTRIB-RECPT	39,774	76,096	76,096	-399	75,697	-399	75,697
53 1561 MED INS CONTRIB-APPRO	2,254	3,260	3,260	0	3,260	0	3,260
53 1562 MED INS CONTRIB-RECPTS	84,635	98,430	98,430	-3,020	95,410	-3,020	95,410
53 1631 WRKER COMP-MED PAYMENTS	51	1,600	1,600	0	1,600	0	1,600
TOTAL PERSONAL SERVICES	1,419,594	1,634,363	1,632,942	5,915	1,638,857	5,915	1,638,857
53 2110 LEGAL SERVICES	86,997	42,218	42,218	0	42,218	0	42,218
53 2140 INFORMATN TECHNOLOGY SVC	67,467	151,732	151,732	0	151,732	0	151,732
53 2170 ADMIN SVC-PROF TEST SVC	101,495	131,000	131,000	0	131,000	0	131,000
53 2181 WRKSHOP/CONF EXP-FOOD SE	393	27,317	27,317	0	27,317	0	27,317
53 2192 HONORARIUMS	3,150	5,800	5,800	0	5,800	0	5,800
53 2199 MISC CONTRACTUAL SERVICE	798,032	870,857	870,857	0	870,857	0	870,857
53 2200 UTILITY/ENERGY SERVICES	826	1,648	1,648	0	1,648	0	1,648
53 2300 REPAIR SERVICES	122	5,186	5,186	0	5,186	0	5,186
53 2400 MAINTENANCE AGREEMENTS	8,027	27,760	27,760	0	27,760	0	27,760
53 2500 RENTALS/LEASES	39,735	68,997	68,997	0	68,997	0	68,997
53 2700 TRAVEL & OTHER EMP EXP	40,264	77,558	77,558	0	77,558	0	77,558
53 2800 COMMUN. & DATA PROCESS	654,377	754,021	754,021	0	754,021	0	754,021
53 2900 OTHER SERVICES	6,120	10,752	10,752	0	10,752	0	10,752
TOTAL PURCHASED SERVICES	1,807,005	2,174,846	2,174,846	0	2,174,846	0	2,174,846
53 3100 GENERAL ADMIN SUPPLIES	160,113	187,134	187,134	0	187,134	0	187,134
53 3200 FACILITY & HARDWARE SUPP	0	125	125	0	125	0	125
53 3400 FOOD & DIETARY SUPPLIES	0	500	500	0	500	0	500
53 3500 CLOTHING & RECREAT SUPP	0	500	500	0	500	0	500
53 3700 RES/DEV & EDUC SUPPLIES	222,392	139,537	139,537	0	139,537	0	139,537
53 3900 OTHER MATERIALS & SUPP	8	100	100	0	100	0	100
TOTAL SUPPLIES	382,513	327,896	327,896	0	327,896	0	327,896
53 4500 EQUIPMENT	115,706	665,289	665,289	0	665,289	0	665,289

Fund Detail

14430 DHHS - Division of Public Health

1540 Nutrition and Dietary Services

DESCRIPTION (1)	2003-2004 ACTUAL (2)	2004-2005 CERTIFIED (3)	2004-2005 AUTHORIZED (4)	2005-2006 INCR/DECR (5)	2005-2006 TOTAL (6)	2006-2007 INCR/DECR (7)	2006-2007 TOTAL (8)
REQUIREMENTS							
53 4600 ART, OTHER ARTIF & LITER	470	5,409	5,409	0	5,409	0	5,409
53 4700 INTANGIBLE ASSETS	19,296	5,190	5,190	0	5,190	0	5,190
TOTAL PROPERTY, PLANT & EQUIPMT	135,472	675,888	675,888	0	675,888	0	675,888
53 5800 OTHER ADM EXPENSES	8,518	12,229	12,229	0	12,229	0	12,229
53 5900 OTHER EXPENSES	0	230,109	230,109	0	230,109	0	230,109
TOTAL OTHER EXPENSES & ADJUSTMEN	8,518	242,338	242,338	0	242,338	0	242,338
53 6165 PHARMACEUTICALS	26,876	15,000	15,000	0	15,000	0	15,000
53 6173 WIC FOOD EXPENSE	92,637,333	83,817,210	83,817,210	0	83,817,210	0	83,817,210
53 6175 WIC FOOD INST-CHEROKEE	261,204	286,294	286,294	0	286,294	0	286,294
53 6176 WIC - BREAST PUMPS	222,415	266,896	266,896	0	266,896	0	266,896
53 6177 WIC VENDOR REBATES	47,464,041	47,882,306	47,882,306	0	47,882,306	0	47,882,306
53 6179 WIC - SPECIAL FORMULA	468,827	1,543,190	1,543,190	0	1,543,190	0	1,543,190
53 6929 OTHER CONT/GRT-ED-INST	0	19,434	19,434	0	19,434	0	19,434
53 6961 AID TO COUNTIES	24,684,261	27,891,649	27,891,649	0	27,891,649	0	27,891,649
53 6989 OTHER CONTRACTS/GRANTS	2,401,298	3,071,846	3,071,846	0	3,071,846	0	3,071,846
TOTAL AID & PUBLIC ASSISTANCE	168,166,255	164,793,825	164,793,825	0	164,793,825	0	164,793,825
53 8010 FLEX SPEND ACCT SAV TRAN	2,377	1,264	1,264	0	1,264	0	1,264
53 819L TRANSFER TO DOJ 13600	0	92,110	92,110	0	92,110	0	92,110
TOTAL INTRAGOVERNMENTAL TRANSACT	2,377	93,374	93,374	0	93,374	0	93,374
TOTAL REQUIREMENTS	171,921,734	169,942,530	169,941,109	5,915	169,947,024	5,915	169,947,024
ESTIMATED RECEIPTS							
43 7117 REBATES	47,530,082	47,882,306	47,882,306	0	47,882,306	0	47,882,306
43 7119 PUBLIC ASSIST COLLECTION	217,682	288,094	288,094	0	288,094	0	288,094
43 7990 OTHER MISC REV-PROGRAM	26,498	0	0	0	0	0	0
43 7992 IMP/PETTY CASH RE-DEPOSI	0	200	200	0	200	0	200
43 7995 OTHER MISC REVENUE-GNRL	0	397	397	0	397	0	397
53 8220 REIMB-DUAL EMPLOYMENT	166	0	0	0	0	0	0
53 88AE FARMERS MARKET NUTRITION	4,453	365,470	365,470	0	365,470	0	365,470
53 88AH WIC INFRASTRUCTURE	107,673	24,500	24,500	0	24,500	0	24,500

Fund Detail

14430 DHHS - Division of Public Health

1540 Nutrition and Dietary Services

DESCRIPTION (1)	2003-2004 ACTUAL (2)	2004-2005 CERTIFIED (3)	2004-2005 AUTHORIZED (4)	2005-2006 INCR/DECR (5)	2005-2006 TOTAL (6)	2006-2007 INCR/DECR (7)	2006-2007 TOTAL (8)
ESTIMATED RECEIPTS							
53 88AP MCH BLOCK GRANT	0	48,569	48,569	0	48,569	0	48,569
53 88CB WIC NUTRITION	30,890,614	36,116,699	36,116,699	5,302	36,122,001	5,302	36,122,001
53 88DD ST N/PA TO PREVENT OBESI	2,645	257	257	0	257	0	257
53 88DF WIC FOOD GRANT	92,132,350	84,140,508	84,140,508	0	84,140,508	0	84,140,508
53 88DG WIC FARMER'S MKT - FOOD	224,752	0	0	0	0	0	0
53 88EP CHRONIC DISEASE GRANT	8,230	11,841	11,841	613	12,454	613	12,454
TOTAL RECEIPTS	171,145,145	168,878,841	168,878,841	5,915	168,884,756	5,915	168,884,756
NET APPROPRIATION	776,589	1,063,689	1,062,268	0	1,062,268	0	1,062,268

Fund Detail

14430 DHHS - Division of Public Health

1551 Chronic Diseases

DESCRIPTION (1)	2003-2004 ACTUAL (2)	2004-2005 CERTIFIED (3)	2004-2005 AUTHORIZED (4)	2005-2006 INCR/DECR (5)	2005-2006 TOTAL (6)	2006-2007 INCR/DECR (7)	2006-2007 TOTAL (8)
REQUIREMENTS							
53 1211 SPA-REG SALARIES-APPR	876,776	1,140,029	789,201	0	789,201	0	789,201
53 1212 SPA-REG SALARIES-RECPT	2,441,708	3,222,246	3,222,246	0	3,222,246	0	3,222,246
53 1213 SPA-REG SALARIES-UNDESIG	344,363	152,555	151,119	0	151,119	0	151,119
53 1422 HOLIDAY PAY - RECEIPTS	83	0	0	0	0	0	0
53 1452 DUAL EMPLOYMENT	11,164	0	0	0	0	0	0
53 1461 EPA&SPA-LONGVTY PAY-APPR	15,238	8,259	440	0	440	0	440
53 1462 EPA&SPA-LONGVTY PAY-REC	28,059	29,474	29,474	0	29,474	0	29,474
53 1463 EPA&SPA-LONGVTY PAY-UNDE	7,206	-2,393	-2,393	0	-2,393	0	-2,393
53 1511 SOCIAL SEC CONTRIB-APPRO	67,093	88,817	62,697	0	62,697	0	62,697
53 1512 SOCIAL SEC CONTRIB-RECPT	183,437	247,610	247,610	1,147	248,757	1,147	248,757
53 1513 SOCIAL SEC CONTRIB-UNDES	25,925	11,325	11,338	0	11,338	0	11,338
53 1521 REG RETIRE CONTRIB-APPRO	31,062	44,863	34,136	0	34,136	0	34,136
53 1522 REG RETIRE CONTRIB-RECPT	84,082	166,464	166,464	22,624	189,088	22,624	189,088
53 1523 REG RETIRE CONTRIB-UNDES	12,024	8,863	8,872	0	8,872	0	8,872
53 1561 MED INS CONTRIB-APPRO	57,805	78,677	51,685	0	51,685	0	51,685
53 1562 MED INS CONTRIB-RECPTS	187,653	275,269	275,269	28,893	304,162	28,893	304,162
53 1563 MED INS CONTRIB-UNDESIGN	25,625	12,870	12,870	0	12,870	0	12,870
53 1622 SEVERENCE SALARY-RECEIPT	18,230	0	0	0	0	0	0
53 1631 WRKER COMP-MED PAYMENTS	25,439	0	0	0	0	0	0
53 1651 COMPENSATION TO BOARD ME	5,935	1,500	750	0	750	0	750
TOTAL PERSONAL SERVICES	4,448,907	5,486,428	5,061,778	52,664	5,114,442	52,664	5,114,442
53 2140 INFORMATN TECHNOLOGY SVC	6,025	6,500	6,500	0	6,500	0	6,500
53 2144 PC/PRINTER SUPPORT SVC	8,268	0	0	0	0	0	0
53 2170 ADMIN SVC-PROF TEST SVC	740,155	333,327	333,127	0	333,127	0	333,127
53 2181 WRKSHOP/CONF EXP-FOOD SE	111,358	49,589	49,589	0	49,589	0	49,589
53 2191 DUAL EMP PAY TO AGENCY	13,456	10,647	10,647	0	10,647	0	10,647
53 2192 HONORARIUMS	47,412	32,954	32,954	0	32,954	0	32,954
53 2199 MISC CONTRACTUAL SERVICE	109,188	280,331	280,331	0	280,331	0	280,331
53 2200 UTILITY/ENERGY SERVICES	1,509	1,572	1,572	0	1,572	0	1,572
53 2300 REPAIR SERVICES	1,044	1,345	1,000	0	1,000	0	1,000
53 2400 MAINTENANCE AGREEMENTS	9,317	31,600	24,393	0	24,393	0	24,393
53 2500 RENTALS/LEASES	387,912	266,480	255,677	0	255,677	0	255,677
53 2700 TRAVEL & OTHER EMP EXP	231,368	261,926	246,075	0	246,075	0	246,075
53 2800 COMMUN. & DATA PROCESS	536,167	555,796	558,861	0	558,861	0	558,861
53 2900 OTHER SERVICES	48,025	42,713	46,567	0	46,567	0	46,567
TOTAL PURCHASED SERVICES	2,251,204	1,874,780	1,847,293	0	1,847,293	0	1,847,293
53 3100 GENERAL ADMIN SUPPLIES	164,029	182,380	179,585	0	179,585	0	179,585

Fund Detail

14430 DHHS - Division of Public Health

1551 Chronic Diseases

DESCRIPTION (1)	2003-2004 ACTUAL (2)	2004-2005 CERTIFIED (3)	2004-2005 AUTHORIZED (4)	2005-2006 INCR/DECR (5)	2005-2006 TOTAL (6)	2006-2007 INCR/DECR (7)	2006-2007 TOTAL (8)
REQUIREMENTS							
53 3300 VEHICLE/EQUIP OPER SUPP	0	100	100	0	100	0	100
53 3400 FOOD & DIETARY SUPPLIES	866	348	160	0	160	0	160
53 3700 RES/DEV & EDUC SUPPLIES	203,673	143,464	133,361	0	133,361	0	133,361
53 3900 OTHER MATERIALS & SUPP	3,928	34,790	33,661	0	33,661	0	33,661
TOTAL SUPPLIES	372,496	361,082	346,867	0	346,867	0	346,867
53 4400 OTHER STRUCTURES & IMPR	0	0	0	0	0	0	0
53 4500 EQUIPMENT	99,894	52,870	52,439	0	52,439	0	52,439
53 4600 ART, OTHER ARTIF & LITER	11,745	89	89	0	89	0	89
53 4700 INTANGIBLE ASSETS	24,355	20,334	21,725	0	21,725	0	21,725
TOTAL PROPERTY, PLANT & EQUIPMT	135,994	73,293	74,253	0	74,253	0	74,253
53 5100 LEGAL, LICENSES & PERMIT	5,000	5,000	5,000	0	5,000	0	5,000
53 5800 OTHER ADM EXPENSES	7,874	6,402	7,701	0	7,701	0	7,701
53 5900 OTHER EXPENSES	186,770	256,279	256,279	0	256,279	0	256,279
TOTAL OTHER EXPENSES & ADJUSTMEN	199,644	267,681	268,980	0	268,980	0	268,980
53 6140 HOSPITALIZATION-INPAT	466,479	834,033	834,033	0	834,033	0	834,033
53 6150 HOSP-OUTPATIENT	1,024,751	927,204	803,819	0	803,819	0	803,819
53 6161 APPLIANCES	0	1,500	0	0	0	0	0
53 6163 PHYSICIANS	1,123,025	1,081,863	892,082	0	892,082	0	892,082
53 6164 OTHER PROFESSIONALS	13,331	27,000	2,000	0	2,000	0	2,000
53 6165 PHARMACEUTICALS	283,968	617,429	405,839	0	405,839	0	405,839
53 6170 KIDNEY DIALYSIS	26,496	35,000	35,000	0	35,000	0	35,000
53 6174 PATIENT SUPPLIES	0	3,853	0	0	0	0	0
53 6201 PHARMACY COST REIMBURSE	109,600	0	0	0	0	0	0
53 6606 ALICE AYCOCK POE CTR	150,000	150,000	150,000	0	150,000	0	150,000
53 6929 OTHER CONT/GRT-ED-INST	984,513	1,658,152	1,651,589	0	1,651,589	0	1,651,589
53 6961 AID TO COUNTIES	8,872,065	9,250,706	9,221,456	0	9,221,456	0	9,221,456
53 6989 OTHER CONTRACTS/GRANTS	3,375,115	3,110,973	2,922,754	-25,000	2,897,754	-25,000	2,897,754
TOTAL AID & PUBLIC ASSISTANCE	16,429,343	17,697,713	16,918,572	-25,000	16,893,572	-25,000	16,893,572
53 8010 FLEX SPEND ACCT SAV TRAN	5,510	0	0	0	0	0	0
53 819A TRANSFER TO DOA	0	79,262	79,262	0	79,262	0	79,262
53 819V OST TRANSFR TO B/C 23460	18,692	0	0	0	0	0	0
53 89AA TRANS TO SUBSEQUENT YEAR	145,500	0	0	0	0	0	0
TOTAL INTRAGOVERNMENTAL TRANSACT	169,702	79,262	79,262	0	79,262	0	79,262

Fund Detail

14430 DHHS - Division of Public Health

1551 Chronic Diseases

DESCRIPTION (1)	2003-2004 ACTUAL (2)	2004-2005 CERTIFIED (3)	2004-2005 AUTHORIZED (4)	2005-2006 INCR/DECR (5)	2005-2006 TOTAL (6)	2006-2007 INCR/DECR (7)	2006-2007 TOTAL (8)
<hr/>							
TOTAL REQUIREMENTS	24,007,290	25,840,239	24,597,005	27,664	24,624,669	27,664	24,624,669
<hr/>							
ESTIMATED RECEIPTS							
<hr/>							
43 2420 R. JOHNSON -TURNING PT	134,295	213,767	213,767	0	213,767	0	213,767
43 2421 RWJ-DIABETES COLLABORATI	77,250	0	0	0	0	0	0
43 2440 RWJ-YOUTH TOBACCO PREVEN	92,702	4,889	4,889	0	4,889	0	4,889
43 2460 AMERICAN LEGACY FOUND.	419,711	806,879	806,879	0	806,879	0	806,879
43 2535 YOUTH SUICIDE EDU GRANT	23,209	0	0	0	0	0	0
43 4310 SALE OF PUBLICATIONS	21,186	0	0	0	0	0	0
43 4320 SALE OF SURPLUS PROPERTY	49	0	0	0	0	0	0
43 5600 REGISTRATION FEES	9,741	7,800	7,800	0	7,800	0	7,800
43 7117 REBATES	18,692	0	0	0	0	0	0
43 7990 OTHER MISC REV-PROGRAM	29,822	0	0	0	0	0	0
43 7994 RETURNED CHECK FEE	25	0	0	0	0	0	0
43 7995 OTHER MISC REVENUE-GNRL	0	0	0	-998	-998	-998	-998
43 81C1 TRF FROM FUND 1992	244,471	0	0	0	0	0	0
43 819M TRANSFER FR DPI-BC 13510	3,845	0	0	0	0	0	0
43 819V TRF. FR. OST- BC 23460	308,635	0	0	0	0	0	0
53 8220 REIMB-DUAL EMPLOYMENT	11,495	0	0	0	0	0	0
53 88AP MCH BLOCK GRANT	137,722	146,630	146,630	0	146,630	0	146,630
53 88BK PREVENTIVE HEALTH BLOCK	3,571,637	3,564,557	3,564,557	0	3,564,557	0	3,564,557
53 88BN DIABETES CONTROL PROGRAM	668,860	1,006,746	1,006,746	109	1,006,855	109	1,006,855
53 88BQ BREAST/CERVICAL CANCER	0	40,057	40,057	1,760	41,817	1,760	41,817
53 88BR PROJECT ASSIST	39,489	12,048	12,048	0	12,048	0	12,048
53 88BT REFUGEE HEALTH GRANT	73,241	76,384	76,384	1,716	78,100	1,716	78,100
53 88CD BCCCP/WISEWOMAN	61,015	-2,195	-2,195	0	-2,195	0	-2,195
53 88CK STATE ASSESSMENT INITIAT	0	19,753	19,753	0	19,753	0	19,753
53 88CM CARDIOVASCULAR DIS PREV	1,276,282	1,722,307	1,722,307	2,847	1,725,154	2,847	1,725,154
53 88CQ REDUCING-BURDEN ARTHRITI	3,799	0	0	0	0	0	0
53 88DB CDC UNINTENTIONAL INJURY	37,414	63,220	63,220	0	63,220	0	63,220
53 88DC CDC INJURY CAPACITY	61,383	60,913	60,913	0	60,913	0	60,913
53 88DE GENETIC SERVICES-GENOMIC	49,051	0	0	0	0	0	0
53 88EC NATIONAL VIOLENT DEATH R	158,009	279,637	279,637	1,716	281,353	1,716	281,353
53 88EE PREV OF FIRE RELATED INJ	148,350	144,051	144,051	0	144,051	0	144,051
53 88EK NAT CANCER PREV/CONTROL	3,339,122	3,575,365	3,575,365	44,951	3,620,316	44,951	3,620,316
53 88EP CHRONIC DISEASE GRANT	3,009,472	3,992,854	3,992,854	392	3,993,246	392	3,993,246
53 88FB HHS-CDC-VIOL.AGAINST WOM	8,718	0	0	0	0	0	0
53 88JG HEALTHY AGING GRANT	4,461	0	0	0	0	0	0
53 88RP RAPE PREVENTION GRANT	1,458,400	1,182,770	1,182,770	171	1,182,941	171	1,182,941
53 886C MEDICAID ADMIN. & TRNG.	94,258	0	0	0	0	0	0

Fund Detail

14430 DHHS - Division of Public Health 1551 Chronic Diseases

DESCRIPTION (1)	2003-2004 ACTUAL (2)	2004-2005 CERTIFIED (3)	2004-2005 AUTHORIZED (4)	2005-2006 INCR/DECR (5)	2005-2006 TOTAL (6)	2006-2007 INCR/DECR (7)	2006-2007 TOTAL (8)
ESTIMATED RECEIPTS -----							
TOTAL RECEIPTS	15,595,811	16,918,432	16,918,432	52,664	16,971,096	52,664	16,971,096
NET APPROPRIATION	8,411,479	8,921,807	7,678,573	-25,000	7,653,573	-25,000	7,653,573

Fund Detail

14430 DHHS - Division of Public Health

1560 Public Health Laboratory Services

DESCRIPTION (1)	2003-2004 ACTUAL (2)	2004-2005 CERTIFIED (3)	2004-2005 AUTHORIZED (4)	2005-2006 INCR/DECR (5)	2005-2006 TOTAL (6)	2006-2007 INCR/DECR (7)	2006-2007 TOTAL (8)
REQUIREMENTS							
53 1211 SPA-REG SALARIES-APPR	5,201,479	5,573,771	5,641,590	0	5,641,590	0	5,641,590
53 1212 SPA-REG SALARIES-RECPT	1,062,212	1,232,201	1,232,201	0	1,232,201	0	1,232,201
53 1222 TIME LMTD SALARIES-REC	52,961	139,831	139,831	0	139,831	0	139,831
53 1411 OVERTIME PAY - APPROP	4,335	0	0	0	0	0	0
53 1421 HOLIDAY PAY - APPRO	423	1,297	1,297	0	1,297	0	1,297
53 1422 HOLIDAY PAY - RECEIPTS	61	0	0	0	0	0	0
53 1461 EPA&SPA-LONGVTY PAY-APPR	101,999	98,152	98,152	0	98,152	0	98,152
53 1462 EPA&SPA-LONGVTY PAY-REC	17,700	13,681	13,681	0	13,681	0	13,681
53 1511 SOCIAL SEC CONTRIB-APPRO	393,856	433,854	439,042	0	439,042	0	439,042
53 1512 SOCIAL SEC CONTRIB-RECPT	85,081	104,523	104,523	1,484	106,007	1,484	106,007
53 1521 REG RETIRE CONTRIB-APPRO	179,656	327,926	332,000	0	332,000	0	332,000
53 1522 REG RETIRE CONTRIB-RECPT	38,319	75,990	75,990	4,589	80,579	4,589	80,579
53 1561 MED INS CONTRIB-APPRO	453,387	530,038	536,902	0	536,902	0	536,902
53 1562 MED INS CONTRIB-RECPTS	92,647	134,683	134,683	-24,619	110,064	-24,619	110,064
53 1572 UNEMP COMP PAYMNTS TO ES	0	106	106	0	106	0	106
53 1625 ST DISABILITY PMT	5,882	0	0	0	0	0	0
53 1627 ST DISABILITY PMT-APPRO	2,294	0	0	0	0	0	0
53 1631 WRKER COMP-MED PAYMENTS	24,725	0	0	0	0	0	0
TOTAL PERSONAL SERVICES	7,717,017	8,666,053	8,749,998	-18,546	8,731,452	-18,546	8,731,452
53 2140 INFORMATN TECHNOLOGY SVC	263,242	37,161	37,161	0	37,161	0	37,161
53 2170 ADMIN SVC-PROF TEST SVC	20,737	45,783	45,783	0	45,783	0	45,783
53 2181 WRKSHOP/CONF EXP-FOOD SE	0	620	620	0	620	0	620
53 2185 WASTE REM/RECY SER AGREE	5,359	17,500	17,500	0	17,500	0	17,500
53 2200 UTILITY/ENERGY SERVICES	818	9,070	9,070	0	9,070	0	9,070
53 2300 REPAIR SERVICES	46,892	64,625	64,127	0	64,127	0	64,127
53 2400 MAINTENANCE AGREEMENTS	218,713	151,023	151,572	60,000	211,572	66,000	217,572
53 2500 RENTALS/LEASES	24,643	34,326	34,326	0	34,326	0	34,326
53 2700 TRAVEL & OTHER EMP EXP	37,535	86,399	84,808	2,514	87,322	2,514	87,322
53 2800 COMMUN. & DATA PROCESS	274,191	368,814	366,332	0	366,332	0	366,332
53 2900 OTHER SERVICES	24,163	12,779	12,779	0	12,779	0	12,779
TOTAL PURCHASED SERVICES	916,293	828,100	824,078	62,514	886,592	68,514	892,592
53 3100 GENERAL ADMIN SUPPLIES	69,469	19,177	35,185	0	35,185	0	35,185
53 3200 FACILITY & HARDWARE SUPP	2,122	2,500	2,500	0	2,500	0	2,500
53 3300 VEHICLE/EQUIP OPER SUPP	346	834	834	0	834	0	834
53 3500 CLOTHING & RECREAT SUPP	4,978	5,136	5,293	0	5,293	0	5,293
53 3600 DRUGS/PHARMACEUTICAL SU	83,750	52,739	52,739	0	52,739	0	52,739
53 3700 RES/DEV & EDUC SUPPLIES	3,433,875	3,313,114	3,311,510	0	3,311,510	313,300	3,624,810

Fund Detail

14430 DHHS - Division of Public Health

1560 Public Health Laboratory Services

DESCRIPTION (1)	2003-2004 ACTUAL (2)	2004-2005 CERTIFIED (3)	2004-2005 AUTHORIZED (4)	2005-2006 INCR/DECR (5)	2005-2006 TOTAL (6)	2006-2007 INCR/DECR (7)	2006-2007 TOTAL (8)
REQUIREMENTS							
53 3900 OTHER MATERIALS & SUPP	7,134	2,729	2,729	0	2,729	0	2,729
TOTAL SUPPLIES	3,601,674	3,396,229	3,410,790	0	3,410,790	313,300	3,724,090
53 4500 EQUIPMENT	1,802,025	1,088,831	1,087,857	772,966	1,860,823	888,972	1,976,829
53 4600 ART, OTHER ARTIF & LITER	5,969	5,000	4,913	0	4,913	0	4,913
53 4700 INTANGIBLE ASSETS	19,125	12,294	12,294	0	12,294	0	12,294
TOTAL PROPERTY, PLANT & EQUIPMT	1,827,119	1,106,125	1,105,064	772,966	1,878,030	888,972	1,994,036
53 5100 LEGAL, LICENSES & PERMIT	29,155	21,204	11,726	0	11,726	0	11,726
53 5600 ASSETS & OTHER ADJUSTME	0	21,229	21,229	0	21,229	0	21,229
53 5800 OTHER ADM EXPENSES	3,977	7,668	7,668	0	7,668	0	7,668
53 5900 OTHER EXPENSES	1,527	7,314	7,314	0	7,314	0	7,314
TOTAL OTHER EXPENSES & ADJUSTMEN	34,659	57,415	47,937	0	47,937	0	47,937
53 6961 AID TO COUNTIES	762,639	0	0	0	0	0	0
53 6989 OTHER CONTRACTS/GRANTS	182,319	466,591	466,591	0	466,591	0	466,591
TOTAL AID & PUBLIC ASSISTANCE	944,958	466,591	466,591	0	466,591	0	466,591
53 8010 FLEX SPEND ACCT SAV TRAN	4,810	0	0	0	0	0	0
TOTAL INTRAGOVERNMENTAL TRANSACT	4,810	0	0	0	0	0	0
TOTAL REQUIREMENTS	15,046,530	14,520,513	14,604,458	816,934	15,421,392	1,252,240	15,856,698
ESTIMATED RECEIPTS							
43 2B01 PRIV. GRANT/CONTRACT APH	107,863	95,000	95,000	0	95,000	0	95,000
43 4320 SALE OF SURPLUS PROPERTY	0	1,500	1,500	0	1,500	0	1,500
43 4390 OTH SALES OF GDS OR PUBL	1,496,191	2,463,396	2,463,396	0	2,463,396	0	2,463,396
43 5100 BSNS LICENSE FEES	13,375	17,000	17,000	0	17,000	0	17,000
43 5300 CERTIFICATION FEES	93,460	93,345	93,345	0	93,345	0	93,345
43 5600 REGISTRATION FEES	6,280	0	0	0	0	0	0
43 5900 OTHER LIC, FEES/PERMITS	1,610,904	1,050,000	1,050,000	0	1,050,000	0	1,050,000
43 7122	2	0	0	0	0	0	0
43 7300 INDIRECT(OVERHD) COST RE	0	21,229	21,229	0	21,229	0	21,229

Fund Detail

14430 DHHS - Division of Public Health

1560 Public Health Laboratory Services

DESCRIPTION (1)	2003-2004 ACTUAL (2)	2004-2005 CERTIFIED (3)	2004-2005 AUTHORIZED (4)	2005-2006 INCR/DECR (5)	2005-2006 TOTAL (6)	2006-2007 INCR/DECR (7)	2006-2007 TOTAL (8)
ESTIMATED RECEIPTS							
43 7992 IMP/PETTY CASH RE-DEPOSI	200	200	200	0	200	0	200
43 7995 OTHER MISC REVENUE-GNRL	0	25,893	25,893	0	25,893	0	25,893
43 81C1 TRF FROM FUND 1992	85,400	0	0	0	0	0	0
43 819K TRANSFER FR DENR-BC 1443	395,230	497,742	497,742	-21,404	476,338	-21,404	476,338
43 819S TRF FR DOT-80000	5,248	5,248	5,248	0	5,248	0	5,248
53 8375 DMA MEDICAID TITLE XIX	5,396,463	4,468,948	4,468,948	3,531	4,472,479	3,531	4,472,479
53 88AJ IMMUNIZATION PROGRAM	30,360	47,150	47,150	0	47,150	0	47,150
53 88AK TITLE X FAMILY PLANNING	24,749	28,958	28,958	0	28,958	0	28,958
53 88BB STD PREV. CAMPAIGN	202,785	226,127	226,127	-1,079	225,048	-1,079	225,048
53 88BC HIV PREVENTION PROJECT	53,563	74,551	74,551	406	74,957	406	74,957
53 88BD TB CONTROL PRGM & AIDS	385,263	220,318	220,318	0	220,318	0	220,318
53 88BK PREVENTIVE HEALTH BLOCK	16,322	16,600	16,600	0	16,600	0	16,600
53 88CC PFIS. ILLNESS SUR & PVT	1,875	0	0	0	0	0	0
53 88CR CDC BIOTERRORISM PREPARE	1,909,227	304,521	304,521	0	304,521	0	304,521
53 88CW CDC-FOODBORNE SURVEILLAN	569,017	532,824	532,824	0	532,824	0	532,824
53 88EF BIOMONITORING PLANNING	99,585	130,541	130,541	0	130,541	0	130,541
53 88EK NAT CANCER PREV/CONTROL	55,049	70,000	70,000	0	70,000	0	70,000

TOTAL RECEIPTS	12,558,411	10,391,091	10,391,091	-18,546	10,372,545	-18,546	10,372,545

NET APPROPRIATION	2,488,119	4,129,422	4,213,367	835,480	5,048,847	1,270,786	5,484,153

Fund Detail

14430 DHHS - Division of Public Health

1561 Bioterrorism Grant Regular

DESCRIPTION (1)	2003-2004 ACTUAL (2)	2004-2005 CERTIFIED (3)	2004-2005 AUTHORIZED (4)	2005-2006 INCR/DECR (5)	2005-2006 TOTAL (6)	2006-2007 INCR/DECR (7)	2006-2007 TOTAL (8)
REQUIREMENTS							
53 1212 SPA-REG SALARIES-RECPT	1,114,604	2,342,501	2,342,501	0	2,342,501	0	2,342,501
53 1412 OT PAY - RECEIPTS	1,263	0	0	0	0	0	0
53 1422 HOLIDAY PAY - RECEIPTS	343	0	0	0	0	0	0
53 1452 DUAL EMPLOYMENT	1,775	0	0	0	0	0	0
53 1462 EPA&SPA-LONGVTY PAY-REC	10,773	0	0	0	0	0	0
53 1512 SOCIAL SEC CONTRIB-RECPT	79,287	176,264	176,264	0	176,264	0	176,264
53 1522 REG RETIRE CONTRIB-RECPT	38,572	80,499	80,499	0	80,499	0	80,499
53 1562 MED INS CONTRIB-RECPTS	59,746	132,346	132,346	0	132,346	0	132,346
TOTAL PERSONAL SERVICES	1,306,363	2,731,610	2,731,610	0	2,731,610	0	2,731,610
53 2140 INFORMATN TECHNOLOGY SVC	370,501	312,000	312,000	0	312,000	0	312,000
53 2170 ADMIN SVC-PROF TEST SVC	42,950	17,480	17,480	0	17,480	0	17,480
53 2181 WRKSHOP/CONF EXP-FOOD SE	58,685	33,756	33,756	0	33,756	0	33,756
53 2199 MISC CONTRACTUAL SERVICE	0	2,869	2,869	0	2,869	0	2,869
53 2200 UTILITY/ENERGY SERVICES	468	0	0	0	0	0	0
53 2300 REPAIR SERVICES	27,248	0	0	0	0	0	0
53 2400 MAINTENANCE AGREEMENTS	3,467	55,700	55,700	0	55,700	0	55,700
53 2500 RENTALS/LEASES	4,543	97,992	89,569	0	89,569	0	89,569
53 2700 TRAVEL & OTHER EMP EXP	54,307	320,579	294,146	0	294,146	0	294,146
53 2800 COMMUN. & DATA PROCESS	440,940	660,197	663,385	0	663,385	0	663,385
53 2900 OTHER SERVICES	38,923	30,661	58,917	0	58,917	0	58,917
TOTAL PURCHASED SERVICES	1,042,032	1,531,234	1,527,822	0	1,527,822	0	1,527,822
53 3100 GENERAL ADMIN SUPPLIES	28,387	52,980	56,916	0	56,916	0	56,916
53 3300 VEHICLE/EQUIP OPER SUPP	85	0	0	0	0	0	0
53 3400 FOOD & DIETARY SUPPLIES	242	0	0	0	0	0	0
53 3500 CLOTHING & RECREAT SUPP	10	0	0	0	0	0	0
53 3600 DRUGS/PHARMACEUTICAL SU	0	8,356	8,356	0	8,356	0	8,356
53 3700 RES/DEV & EDUC SUPPLIES	73,136	245,045	245,045	0	245,045	0	245,045
53 3900 OTHER MATERIALS & SUPP	1,799	7,975	9,375	0	9,375	0	9,375
TOTAL SUPPLIES	103,659	314,356	319,692	0	319,692	0	319,692
53 4500 EQUIPMENT	269,998	949,818	1,392,926	0	1,392,926	0	1,392,926
53 4600 ART, OTHER ARTIF & LITER	8,771	45,290	43,201	0	43,201	0	43,201
53 4700 INTANGIBLE ASSETS	33,468	812,186	369,243	0	369,243	0	369,243
TOTAL PROPERTY, PLANT & EQUIPMT	312,237	1,807,294	1,805,370	0	1,805,370	0	1,805,370

Fund Detail

14430 DHHS - Division of Public Health

1561 Bioterrorism Grant Regular

DESCRIPTION (1)	2003-2004 ACTUAL (2)	2004-2005 CERTIFIED (3)	2004-2005 AUTHORIZED (4)	2005-2006 INCR/DECR (5)	2005-2006 TOTAL (6)	2006-2007 INCR/DECR (7)	2006-2007 TOTAL (8)
REQUIREMENTS							
53 5800 OTHER ADM EXPENSES	357	0	0	0	0	0	0
53 5900 OTHER EXPENSES	76	3,600	3,600	0	3,600	0	3,600
TOTAL OTHER EXPENSES & ADJUSTMEN	433	3,600	3,600	0	3,600	0	3,600
53 6929 OTHER CONT/GRT-ED-INST	261,397	2,365,980	2,365,980	0	2,365,980	0	2,365,980
53 6961 AID TO COUNTIES	4,319,801	7,397,142	7,397,142	0	7,397,142	0	7,397,142
53 6989 OTHER CONTRACTS/GRANTS	262,627	5,139,827	5,139,827	0	5,139,827	0	5,139,827
TOTAL AID & PUBLIC ASSISTANCE	4,843,825	14,902,949	14,902,949	0	14,902,949	0	14,902,949
53 8010 FLEX SPEND ACCT SAV TRAN	1,112	4	4	0	4	0	4
53 819A TRANSFER TO DOA	0	114,390	114,390	0	114,390	0	114,390
53 819H TRANSFER TO NCDA	115,927	486,245	486,245	0	486,245	0	486,245
TOTAL INTRAGOVERNMENTAL TRANSACT	117,039	600,639	600,639	0	600,639	0	600,639
TOTAL REQUIREMENTS	7,725,588	21,891,682	21,891,682	0	21,891,682	0	21,891,682
ESTIMATED RECEIPTS							
53 8220 REIMB-DUAL EMPLOYMENT	1,911	0	0	0	0	0	0
53 88CR CDC BIOTERRORISM PREPARE	7,723,809	21,862,550	21,862,550	0	21,862,550	0	21,862,550
53 88FH HRSA BIOTERRORISM GRANT	0	200,000	200,000	0	200,000	0	200,000
53 886L SE MH AND SUBSTANCE ABUS	0	18,750	18,750	0	18,750	0	18,750
TOTAL RECEIPTS	7,725,720	22,081,300	22,081,300	0	22,081,300	0	22,081,300
NET APPROPRIATION	-132	-189,618	-189,618	0	-189,618	0	-189,618

Fund Detail

14430 DHHS - Division of Public Health

1562 Bioterrorism Grant SNS

DESCRIPTION (1)	2003-2004 ACTUAL (2)	2004-2005 CERTIFIED (3)	2004-2005 AUTHORIZED (4)	2005-2006 INCR/DECR (5)	2005-2006 TOTAL (6)	2006-2007 INCR/DECR (7)	2006-2007 TOTAL (8)
REQUIREMENTS							
53 1212 SPA-REG SALARIES-RECPT	96,283	203,821	203,821	0	203,821	0	203,821
53 1462 EPA&SPA-LONGVTY PAY-REC	164	0	0	0	0	0	0
53 1512 SOCIAL SEC CONTRIB-RECPT	6,192	15,593	15,593	0	15,593	0	15,593
53 1522 REG RETIRE CONTRIB-RECPT	3,292	7,085	7,085	0	7,085	0	7,085
53 1562 MED INS CONTRIB-RECPTS	2,079	11,977	11,977	0	11,977	0	11,977
TOTAL PERSONAL SERVICES	108,010	238,476	238,476	0	238,476	0	238,476
53 2170 ADMIN SVC-PROF TEST SVC	75	0	0	0	0	0	0
53 2181 WRKSHOP/CONF EXP-FOOD SE	1,436	7,896	7,896	0	7,896	0	7,896
53 2300 REPAIR SERVICES	22	0	0	0	0	0	0
53 2400 MAINTENANCE AGREEMENTS	19	0	0	0	0	0	0
53 2700 TRAVEL & OTHER EMP EXP	1,011	4,175	4,175	0	4,175	0	4,175
53 2800 COMMUN. & DATA PROCESS	10,838	49,708	49,708	0	49,708	0	49,708
53 2900 OTHER SERVICES	50	558	558	0	558	0	558
TOTAL PURCHASED SERVICES	13,451	62,337	62,337	0	62,337	0	62,337
53 3100 GENERAL ADMIN SUPPLIES	1,554	877	877	0	877	0	877
53 3500 CLOTHING & RECREAT SUPP	507	0	0	0	0	0	0
53 3700 RES/DEV & EDUC SUPPLIES	425	0	0	0	0	0	0
53 3900 OTHER MATERIALS & SUPP	38	160	160	0	160	0	160
TOTAL SUPPLIES	2,524	1,037	1,037	0	1,037	0	1,037
53 4500 EQUIPMENT	3,280	21,615	21,615	0	21,615	0	21,615
53 4600 ART, OTHER ARTIF & LITER	174	479	479	0	479	0	479
53 4700 INTANGIBLE ASSETS	0	2,733	2,733	0	2,733	0	2,733
TOTAL PROPERTY, PLANT & EQUIPMT	3,454	24,827	24,827	0	24,827	0	24,827
53 6929 OTHER CONT/GRT-ED-INST	0	5,264	5,264	0	5,264	0	5,264
53 6961 AID TO COUNTIES	413,685	845,460	845,460	0	845,460	0	845,460
53 6989 OTHER CONTRACTS/GRANTS	0	248,532	248,532	0	248,532	0	248,532
TOTAL AID & PUBLIC ASSISTANCE	413,685	1,099,256	1,099,256	0	1,099,256	0	1,099,256

Fund Detail

14430 DHHS - Division of Public Health

1562 Bioterrorism Grant SNS

DESCRIPTION (1)	2003-2004 ACTUAL (2)	2004-2005 CERTIFIED (3)	2004-2005 AUTHORIZED (4)	2005-2006 INCR/DECR (5)	2005-2006 TOTAL (6)	2006-2007 INCR/DECR (7)	2006-2007 TOTAL (8)

TOTAL REQUIREMENTS	541,124	1,425,933	1,425,933	0	1,425,933	0	1,425,933

ESTIMATED RECEIPTS							

53 88CR CDC BIOTERRORISM PREPARE	541,126	1,425,933	1,425,933	0	1,425,933	0	1,425,933

TOTAL RECEIPTS	541,126	1,425,933	1,425,933	0	1,425,933	0	1,425,933

NET APPROPRIATION	-2	0	0	0	0	0	0

Fund Detail

14430 DHHS - Division of Public Health

1563 Bioterrorism Grant Smallpox

DESCRIPTION (1)	2003-2004 ACTUAL (2)	2004-2005 CERTIFIED (3)	2004-2005 AUTHORIZED (4)	2005-2006 INCR/DECR (5)	2005-2006 TOTAL (6)	2006-2007 INCR/DECR (7)	2006-2007 TOTAL (8)
REQUIREMENTS							
53 1212 SPA-REG SALARIES-RECPT	207,323	431,030	431,030	0	431,030	0	431,030
53 1213 SPA-REG SALARIES-UNDESIG	0	0	0	0	0	0	0
53 1462 EPA&SPA-LONGVTY PAY-REC	985	0	0	0	0	0	0
53 1512 SOCIAL SEC CONTRIB-RECPT	15,617	32,973	32,973	0	32,973	0	32,973
53 1522 REG RETIRE CONTRIB-RECPT	6,831	14,740	14,740	0	14,740	0	14,740
53 1562 MED INS CONTRIB-RECPTS	12,912	26,788	26,788	0	26,788	0	26,788
TOTAL PERSONAL SERVICES	243,668	505,531	505,531	0	505,531	0	505,531
53 2140 INFORMATN TECHNOLOGY SVC	22,370	0	0	0	0	0	0
53 2170 ADMIN SVC-PROF TEST SVC	10,651	2,520	2,520	0	2,520	0	2,520
53 2181 WRKSHOP/CONF EXP-FOOD SE	9,051	4,537	4,537	0	4,537	0	4,537
53 2199 MISC CONTRACTUAL SERVICE	0	630	630	0	630	0	630
53 2300 REPAIR SERVICES	1,890	0	0	0	0	0	0
53 2400 MAINTENANCE AGREEMENTS	115	6,300	6,300	0	6,300	0	6,300
53 2500 RENTALS/LEASES	0	11,108	11,108	0	11,108	0	11,108
53 2700 TRAVEL & OTHER EMP EXP	2,030	39,972	37,606	0	37,606	0	37,606
53 2800 COMMUN. & DATA PROCESS	40,625	65,224	63,647	0	63,647	0	63,647
53 2900 OTHER SERVICES	4,255	3,656	7,599	0	7,599	0	7,599
TOTAL PURCHASED SERVICES	90,987	133,947	133,947	0	133,947	0	133,947
53 3100 GENERAL ADMIN SUPPLIES	2,427	5,040	5,040	0	5,040	0	5,040
53 3400 FOOD & DIETARY SUPPLIES	35	0	0	0	0	0	0
53 3600 DRUGS/PHARMACEUTICAL SU	0	1,644	1,644	0	1,644	0	1,644
53 3700 RES/DEV & EDUC SUPPLIES	0	360	360	0	360	0	360
53 3900 OTHER MATERIALS & SUPP	115	865	865	0	865	0	865
TOTAL SUPPLIES	2,577	7,909	7,909	0	7,909	0	7,909
53 4500 EQUIPMENT	10,228	82,911	82,911	0	82,911	0	82,911
53 4600 ART, OTHER ARTIF & LITER	1,590	8,731	8,731	0	8,731	0	8,731
53 4700 INTANGIBLE ASSETS	85	59,251	59,251	0	59,251	0	59,251
TOTAL PROPERTY, PLANT & EQUIPMT	11,903	150,893	150,893	0	150,893	0	150,893
53 5800 OTHER ADM EXPENSES	60	0	0	0	0	0	0
TOTAL OTHER EXPENSES & ADJUSTMEN	60	0	0	0	0	0	0
53 6929 OTHER CONT/GRT-ED-INST	91,067	403,328	403,328	0	403,328	0	403,328

Fund Detail

14430 DHHS - Division of Public Health

1563 Bioterrorism Grant Smallpox

DESCRIPTION (1)	2003-2004 ACTUAL (2)	2004-2005 CERTIFIED (3)	2004-2005 AUTHORIZED (4)	2005-2006 INCR/DECR (5)	2005-2006 TOTAL (6)	2006-2007 INCR/DECR (7)	2006-2007 TOTAL (8)
REQUIREMENTS							
53 6961 AID TO COUNTIES	709,546	1,492,750	1,492,750	0	1,492,750	0	1,492,750
53 6989 OTHER CONTRACTS/GRANTS	7,254	561,842	561,842	0	561,842	0	561,842
TOTAL AID & PUBLIC ASSISTANCE	807,867	2,457,920	2,457,920	0	2,457,920	0	2,457,920
53 819A TRANSFER TO DOA	0	24,410	24,410	0	24,410	0	24,410
53 819H TRANSFER TO NCDA	9,449	65,755	65,755	0	65,755	0	65,755
TOTAL INTRAGOVERNMENTAL TRANSACT	9,449	90,165	90,165	0	90,165	0	90,165
TOTAL REQUIREMENTS	1,166,511	3,346,365	3,346,365	0	3,346,365	0	3,346,365
ESTIMATED RECEIPTS							
53 88CR CDC BIOTERRORISM PREPARE	1,166,508	3,156,747	3,156,747	0	3,156,747	0	3,156,747
TOTAL RECEIPTS	1,166,508	3,156,747	3,156,747	0	3,156,747	0	3,156,747
NET APPROPRIATION	3	189,618	189,618	0	189,618	0	189,618

Fund Detail

14430 DHHS - Division of Public Health

1570 Immunization

DESCRIPTION (1)	2003-2004 ACTUAL (2)	2004-2005 CERTIFIED (3)	2004-2005 AUTHORIZED (4)	2005-2006 INCR/DECR (5)	2005-2006 TOTAL (6)	2006-2007 INCR/DECR (7)	2006-2007 TOTAL (8)
REQUIREMENTS							
53 1211 SPA-REG SALARIES-APPR	37,425	43,894	37,875	0	37,875	0	37,875
53 1212 SPA-REG SALARIES-RECPT	1,208,895	1,388,348	1,388,348	0	1,388,348	0	1,388,348
53 1442 CALL BACK/STBY RECEIPTS	5,877	0	0	0	0	0	0
53 1461 EPA&SPA-LONGVTY PAY-APPR	1,659	2,566	2,566	0	2,566	0	2,566
53 1462 EPA&SPA-LONGVTY PAY-REC	21,939	19,412	19,412	8,623	28,035	8,623	28,035
53 1511 SOCIAL SEC CONTRIB-APPRO	2,990	3,486	3,025	0	3,025	0	3,025
53 1512 SOCIAL SEC CONTRIB-RECPT	92,709	106,639	106,639	1,715	108,354	1,715	108,354
53 1521 REG RETIRE CONTRIB-APPRO	1,337	2,717	2,534	0	2,534	0	2,534
53 1522 REG RETIRE CONTRIB-RECPT	42,295	80,794	80,794	1,570	82,364	1,570	82,364
53 1561 MED INS CONTRIB-APPRO	4,081	3,432	3,432	0	3,432	0	3,432
53 1562 MED INS CONTRIB-RECPTS	106,907	126,984	126,984	0	126,984	0	126,984
53 1631 WRKER COMP-MED PAYMENTS	15,061	0	0	0	0	0	0
TOTAL PERSONAL SERVICES	1,541,175	1,778,272	1,771,609	11,908	1,783,517	11,908	1,783,517
53 2170 ADMIN SVC-PROF TEST SVC	108,642	186,000	186,000	0	186,000	0	186,000
53 2181 WRKSHOP/CONF EXP-FOOD SE	159	200	200	0	200	0	200
53 2186 SECURITY SERVICE AGREE	264	300	300	0	300	0	300
53 2199 MISC CONTRACTUAL SERVICE	112,827	190,741	190,741	0	190,741	0	190,741
53 2200 UTILITY/ENERGY SERVICES	1,509	1,300	1,300	0	1,300	0	1,300
53 2300 REPAIR SERVICES	1,298	2,820	2,820	0	2,820	0	2,820
53 2400 MAINTENANCE AGREEMENTS	10,114	12,500	12,500	0	12,500	0	12,500
53 2500 RENTALS/LEASES	52,997	50,612	54,112	0	54,112	0	54,112
53 2700 TRAVEL & OTHER EMP EXP	65,613	61,202	61,202	0	61,202	0	61,202
53 2800 COMMUN. & DATA PROCESS	756,622	716,298	711,798	0	711,798	0	711,798
53 2900 OTHER SERVICES	8,253	3,900	3,900	0	3,900	0	3,900
TOTAL PURCHASED SERVICES	1,118,298	1,225,873	1,224,873	0	1,224,873	0	1,224,873
53 3100 GENERAL ADMIN SUPPLIES	30,727	31,000	31,000	0	31,000	0	31,000
53 3700 RES/DEV & EDUC SUPPLIES	42,864	107,654	107,654	0	107,654	0	107,654
53 3900 OTHER MATERIALS & SUPP	7,073	81,964	81,964	0	81,964	0	81,964
TOTAL SUPPLIES	80,664	220,618	220,618	0	220,618	0	220,618
53 4500 EQUIPMENT	71,422	2,218	2,218	0	2,218	0	2,218
53 4600 ART, OTHER ARTIF & LITER	0	100	100	0	100	0	100
53 4700 INTANGIBLE ASSETS	951	200	1,200	0	1,200	0	1,200
TOTAL PROPERTY, PLANT & EQUIPMT	72,373	2,518	3,518	0	3,518	0	3,518

Fund Detail

14430 DHHS - Division of Public Health

1570 Immunization

DESCRIPTION (1)	2003-2004 ACTUAL (2)	2004-2005 CERTIFIED (3)	2004-2005 AUTHORIZED (4)	2005-2006 INCR/DECR (5)	2005-2006 TOTAL (6)	2006-2007 INCR/DECR (7)	2006-2007 TOTAL (8)
REQUIREMENTS							
53 5100 LEGAL, LICENSES & PERMIT	0	7,000	7,000	0	7,000	0	7,000
53 5800 OTHER ADM EXPENSES	550	150	150	0	150	0	150
53 5900 OTHER EXPENSES	5,920	79,783	79,783	0	79,783	0	79,783
TOTAL OTHER EXPENSES & ADJUSTMEN	6,470	86,933	86,933	0	86,933	0	86,933
53 6165 PHARMACEUTICALS	14,310,574	13,951,243	13,951,243	1,840,329	15,791,572	2,691,356	16,642,599
53 6929 OTHER CONT/GRT-ED-INST	52,689	60,000	60,000	0	60,000	0	60,000
53 6961 AID TO COUNTIES	4,152,818	2,739,819	2,739,819	0	2,739,819	0	2,739,819
53 6989 OTHER CONTRACTS/GRANTS	136,477	207,267	207,267	0	207,267	0	207,267
TOTAL AID & PUBLIC ASSISTANCE	18,652,558	16,958,329	16,958,329	1,840,329	18,798,658	2,691,356	19,649,685
53 8010 FLEX SPEND ACCT SAV TRAN	810	0	0	0	0	0	0
TOTAL INTRAGOVERNMENTAL TRANSACT	810	0	0	0	0	0	0
TOTAL REQUIREMENTS	21,472,348	20,272,543	20,265,880	1,852,237	22,118,117	2,703,264	22,969,144
ESTIMATED RECEIPTS							
43 6200 PRIVATE DONATIONS & GIFT	300,000	0	0	0	0	0	0
43 7990 OTHER MISC REV-PROGRAM	33,541	50,000	50,000	0	50,000	0	50,000
53 88AJ IMMUNIZATION PROGRAM	6,282,029	6,060,579	6,060,579	11,908	6,072,487	11,908	6,072,487
53 88AP MCH BLOCK GRANT	0	406,022	406,022	0	406,022	0	406,022
53 886C MEDICAID ADMIN. & TRNG.	4,476	123,675	123,675	0	123,675	0	123,675
TOTAL RECEIPTS	6,620,046	6,640,276	6,640,276	11,908	6,652,184	11,908	6,652,184
NET APPROPRIATION	14,852,302	13,632,267	13,625,604	1,840,329	15,465,933	2,691,356	16,316,960

Fund Detail

14430 DHHS - Division of Public Health

1575 Child Nutrition Programs

DESCRIPTION (1)	2003-2004 ACTUAL (2)	2004-2005 CERTIFIED (3)	2004-2005 AUTHORIZED (4)	2005-2006 INCR/DECR (5)	2005-2006 TOTAL (6)	2006-2007 INCR/DECR (7)	2006-2007 TOTAL (8)
REQUIREMENTS							
53 1212 SPA-REG SALARIES-RECPT	1,034,311	1,255,253	1,255,253	0	1,255,253	0	1,255,253
53 1422 HOLIDAY PAY - RECEIPTS	926	926	926	0	926	0	926
53 1462 EPA&SPA-LONGVTY PAY-REC	18,618	18,271	18,271	2,431	20,702	2,431	20,702
53 1512 SOCIAL SEC CONTRIB-RECPT	78,580	95,995	95,995	1,616	97,611	1,616	97,611
53 1522 REG RETIRE CONTRIB-RECPT	36,041	71,903	71,903	2,294	74,197	2,294	74,197
53 1562 MED INS CONTRIB-RECPTS	78,884	96,783	96,783	7,104	103,887	7,104	103,887
TOTAL PERSONAL SERVICES	1,247,360	1,539,131	1,539,131	13,445	1,552,576	13,445	1,552,576
53 2110 LEGAL SERVICES	33,700	17,149	17,149	0	17,149	0	17,149
53 2120 CONSULTANT FEES	0	1,159	1,159	0	1,159	0	1,159
53 2140 INFORMATN TECHNOLOGY SVC	105	105	105	0	105	0	105
53 2170 ADMIN SVC-PROF TEST SVC	180,634	161,250	161,250	0	161,250	0	161,250
53 2181 WRKSHOP/CONF EXP-FOOD SE	835	845	845	0	845	0	845
53 2192 HONORARIUMS	2,500	2,500	2,500	0	2,500	0	2,500
53 2199 MISC CONTRACTUAL SERVICE	9,003	13,869	13,869	0	13,869	0	13,869
53 2200 UTILITY/ENERGY SERVICES	671	700	700	0	700	0	700
53 2300 REPAIR SERVICES	250	2,055	2,055	0	2,055	0	2,055
53 2400 MAINTENANCE AGREEMENTS	37,326	300	35,300	0	35,300	0	35,300
53 2500 RENTALS/LEASES	64,426	63,833	63,833	0	63,833	0	63,833
53 2700 TRAVEL & OTHER EMP EXP	58,143	75,732	75,732	0	75,732	0	75,732
53 2800 COMMUN. & DATA PROCESS	233,693	203,565	196,565	0	196,565	0	196,565
53 2900 OTHER SERVICES	10,018	5,535	5,535	0	5,535	0	5,535
TOTAL PURCHASED SERVICES	631,304	548,597	576,597	0	576,597	0	576,597
53 3100 GENERAL ADMIN SUPPLIES	34,726	30,351	30,351	0	30,351	0	30,351
53 3700 RES/DEV & EDUC SUPPLIES	76,652	2,341	2,341	0	2,341	0	2,341
TOTAL SUPPLIES	111,378	32,692	32,692	0	32,692	0	32,692
53 4500 EQUIPMENT	34,531	21,885	21,885	0	21,885	0	21,885
53 4600 ART, OTHER ARTIF & LITER	911	1,150	1,150	0	1,150	0	1,150
53 4700 INTANGIBLE ASSETS	2,912	19,509	19,509	0	19,509	0	19,509
TOTAL PROPERTY, PLANT & EQUIPMT	38,354	42,544	42,544	0	42,544	0	42,544
53 5100 LEGAL, LICENSES & PERMIT	0	175	175	0	175	0	175
53 5800 OTHER ADM EXPENSES	1,498	925	925	0	925	0	925
53 5900 OTHER EXPENSES	1,655	207,965	179,965	0	179,965	0	179,965
TOTAL OTHER EXPENSES & ADJUSTMEN	3,153	209,065	181,065	0	181,065	0	181,065

Fund Detail

14430 DHHS - Division of Public Health

1575 Child Nutrition Programs

DESCRIPTION (1)	2003-2004 ACTUAL (2)	2004-2005 CERTIFIED (3)	2004-2005 AUTHORIZED (4)	2005-2006 INCR/DECR (5)	2005-2006 TOTAL (6)	2006-2007 INCR/DECR (7)	2006-2007 TOTAL (8)
REQUIREMENTS							
53 6929 OTHER CONT/GRT-ED-INST	108,224	177,592	177,592	0	177,592	0	177,592
53 6941 SPONSOR PYMNTS - STATE	77,723,119	75,448,556	75,448,556	0	75,448,556	0	75,448,556
53 6961 AID TO COUNTIES	15,075	47,669	47,669	0	47,669	0	47,669
53 6989 OTHER CONTRACTS/GRANTS	95,801	98,094	98,094	0	98,094	0	98,094
TOTAL AID & PUBLIC ASSISTANCE	77,942,219	75,771,911	75,771,911	0	75,771,911	0	75,771,911
53 8010 FLEX SPEND ACCT SAV TRAN	911	890	890	0	890	0	890
53 819L TRANSFER TO DOJ 13600	0	35,846	35,846	0	35,846	0	35,846
TOTAL INTRAGOVERNMENTAL TRANSACT	911	36,736	36,736	0	36,736	0	36,736
TOTAL REQUIREMENTS	79,974,679	78,180,676	78,180,676	13,445	78,194,121	13,445	78,194,121
ESTIMATED RECEIPTS							
43 7122	36	0	0	0	0	0	0
43 7123	3,120	0	0	0	0	0	0
43 7995 OTHER MISC REVENUE-GNRL	0	343	343	0	343	0	343
53 88AB CHILD/ADULT DAY CARE/SFP	75,522,115	73,339,482	73,339,482	6,723	73,346,205	6,723	73,346,205
53 88AD STATE ADMIN EXPENSE	1,241,061	1,617,965	1,617,965	6,722	1,624,687	6,722	1,624,687
53 88CL TEAM NUTR TNG GRANT	198,952	173,488	173,488	0	173,488	0	173,488
53 88DX CACFP / CASH IN LIEU	3,012,549	3,049,400	3,049,400	0	3,049,400	0	3,049,400
TOTAL RECEIPTS	79,977,833	78,180,678	78,180,678	13,445	78,194,123	13,445	78,194,123
NET APPROPRIATION	-3,154	-2	-2	0	-2	0	-2

Fund Detail

14430 DHHS - Division of Public Health

1810 Division of Public Health-Revenue Clearing Fund

DESCRIPTION (1)	2003-2004 ACTUAL (2)	2004-2005 CERTIFIED (3)	2004-2005 AUTHORIZED (4)	2005-2006 INCR/DECR (5)	2005-2006 TOTAL (6)	2006-2007 INCR/DECR (7)	2006-2007 TOTAL (8)
ESTIMATED RECEIPTS							
53 88AB CHILD/ADULT DAY CARE/SFP	-244,453	0	0	0	0	0	0
53 88AC SUMMER FOOD PROGRAM	-5,322	0	0	0	0	0	0
53 88AD STATE ADMIN EXPENSE	-10,628	0	0	0	0	0	0
53 88AH WIC INFRASTRUCTURE	-1	0	0	0	0	0	0
53 88AJ IMMUNIZATION PROGRAM	-20,116	0	0	0	0	0	0
53 88AK TITLE X FAMILY PLANNING	-119,870	0	0	0	0	0	0
53 88AM SYS DEV FOR CHILD/ADOL	-507	0	0	0	0	0	0
53 88AN PREV. DISAB.	-254	0	0	0	0	0	0
53 88AP MCH BLOCK GRANT	-39,635	0	0	0	0	0	0
53 88AS SURVEIL HAZ SUBS EVENTS	-3,735	0	0	0	0	0	0
53 88AW EPA-ASBESTOS ENHANCEMENT	-636	0	0	0	0	0	0
53 88BB STD PREV. CAMPAIGN	-18,401	0	0	0	0	0	0
53 88BC HIV PREVENTION PROJECT	-31,149	0	0	0	0	0	0
53 88BD TB CONTROL PRGM & AIDS	-20	0	0	0	0	0	0
53 88BE HIV/AIDS SURVEILLANCE	-2,875	0	0	0	0	0	0
53 88BJ PRAMS	-2,081	0	0	0	0	0	0
53 88BK PREVENTIVE HEALTH BLOCK	-7,342	0	0	0	0	0	0
53 88BL BEHAVIORAL RISK FACTOR G	-1,538	0	0	0	0	0	0
53 88BN DIABETES CONTROL PROGRAM	-359	0	0	0	0	0	0
53 88BQ BREAST/CERVICAL CANCER	-55,530	0	0	0	0	0	0
53 88BR PROJECT ASSIST	1	0	0	0	0	0	0
53 88BS HHS-RYAN WHITE HIV CARE	-126,408	0	0	0	0	0	0
53 88BT REFUGEE HEALTH GRANT	-492	0	0	0	0	0	0
53 88BU HUD HOPWA	-27,030	0	0	0	0	0	0
53 88CA HUD-HOPWA-COMPETITIVE	3	0	0	0	0	0	0
53 88CB WIC NUTRITION	-960,456	0	0	0	0	0	0
53 88CC PFIS. ILLNESS SUR & PVT	-2,113	0	0	0	0	0	0
53 88CE HEALTHY START/BABY LOVE	-93,825	0	0	0	0	0	0
53 88CL TEAM NUTR TNG GRANT	-1,351	0	0	0	0	0	0
53 88CM CARDIOVASCULAR DIS PREV	-24,086	0	0	0	0	0	0
53 88CR CDC BIOTERRORISM PREPARE	-38,087	0	0	0	0	0	0
53 88CS TRIAD BABY LOVE	-4,052	0	0	0	0	0	0
53 88CU INITIATIVE ON HIV/AIDS	-4,950	0	0	0	0	0	0
53 88CW CDC-FOODBORNE SURVEILLAN	-62,425	0	0	0	0	0	0
53 88CX LEAD BASED PAINT TRNG	-1,739	0	0	0	0	0	0
53 88CY UNIVERSAL NEWBORN HEARIN	-21,331	0	0	0	0	0	0
53 88DA HS/ELIM DISP PERINATAL	-996	0	0	0	0	0	0
53 88DB CDC UNINTENTIONAL INJURY	-26,031	0	0	0	0	0	0
53 88DC CDC INJURY CAPACITY	-306	0	0	0	0	0	0
53 88DF WIC FOOD GRANT	-1,443,369	0	0	0	0	0	0
53 88DG WIC FARMER'S MKT - FOOD	-5,000	0	0	0	0	0	0

Fund Detail

14430 DHHS - Division of Public Health

1810 Division of Public Health-Revenue Clearing Fund

DESCRIPTION (1)	2003-2004 ACTUAL (2)	2004-2005 CERTIFIED (3)	2004-2005 AUTHORIZED (4)	2005-2006 INCR/DECR (5)	2005-2006 TOTAL (6)	2006-2007 INCR/DECR (7)	2006-2007 TOTAL (8)
ESTIMATED RECEIPTS							
53 88DX CACFP / CASH IN LIEU	-1,210	0	0	0	0	0	0
53 88EC NATIONAL VIOLENT DEATH R	-35	0	0	0	0	0	0
53 88EE PREV OF FIRE RELATED INJ	-720	0	0	0	0	0	0
53 88EF BIOMONITORING PLANNING	23	0	0	0	0	0	0
53 88EH EHDI TRACKING-NEWBORN	-188	0	0	0	0	0	0
53 88EK NAT CANCER PREV/CONTROL	-59,011	0	0	0	0	0	0
53 88EM OCCUP SERVEILLANCE GRANT	-522	0	0	0	0	0	0
53 88EP CHRONIC DISEASE GRANT	-24,398	0	0	0	0	0	0
53 88FA FAMILY VIOLENCE GRANT	-2,354	0	0	0	0	0	0
53 88JG HEALTY AGING GRANT	-47	0	0	0	0	0	0
53 88JH COMM BASED DIABESTS INIT	-27,082	0	0	0	0	0	0
53 88LB HHS-LEAD BSD PAINT EPAA	9,971	0	0	0	0	0	0
53 882H CHILD CARE & DEV.FUNDS/D	-3,125	0	0	0	0	0	0
53 885B SAPT BLOCK GRANT	9,975	0	0	0	0	0	0
53 885C EARLY INTERVENTION GRANT	-125,539	0	0	0	0	0	0
53 886C MEDICAID ADMIN. & TRNG.	-250,738	0	0	0	0	0	0
53 886D HHS-HEALTH CHOICE	-211	0	0	0	0	0	0
53 888K TANF FUNDS	-35,427	0	0	0	0	0	0

TOTAL RECEIPTS	-3,919,133	0	0	0	0	0	0

NET APPROPRIATION	3,919,133	0	0	0	0	0	0

Fund Detail

14430 DHHS - Division of Public Health

1991 Federal Indirect Reserve

DESCRIPTION (1)	2003-2004 ACTUAL (2)	2004-2005 CERTIFIED (3)	2004-2005 AUTHORIZED (4)	2005-2006 INCR/DECR (5)	2005-2006 TOTAL (6)	2006-2007 INCR/DECR (7)	2006-2007 TOTAL (8)
REQUIREMENTS							
53 7100 RESERVE-INDIRECT COST	0	885,230	885,230	0	885,230	0	885,230
TOTAL RESERVES	0	885,230	885,230	0	885,230	0	885,230
53 81C1 TRANSFER TO 14430 DPH	43,186	0	0	0	0	0	0
53 81D1 TRANSFER TO CODE 14410	819,220	906,772	906,772	0	906,772	0	906,772
53 8101 TRANS TO OPERATING FUNDS	0	94,726	94,726	0	94,726	0	94,726
53 819A TRANSFER TO DOA	0	33,596	33,596	0	33,596	0	33,596
TOTAL INTRAGOVERNMENTAL TRANSACT	862,406	1,035,094	1,035,094	0	1,035,094	0	1,035,094
TOTAL REQUIREMENTS	862,406	1,920,324	1,920,324	0	1,920,324	0	1,920,324
ESTIMATED RECEIPTS							
43 2460 AMERICAN LEGACY FOUND.	0	28,817	28,817	0	28,817	0	28,817
43 2502 UNC-CCR BIRTH DEFECTS	0	33,415	33,415	0	33,415	0	33,415
53 88AB CHILD/ADULT DAY CARE/SFP	28,195	32,725	32,725	0	32,725	0	32,725
53 88AD STATE ADMIN EXPENSE	27,981	34,252	34,252	0	34,252	0	34,252
53 88AG WIC SPECIAL PROJECT	0	557	557	0	557	0	557
53 88AJ IMMUNIZATION PROGRAM	66,141	74,331	74,331	0	74,331	0	74,331
53 88AK TITLE X FAMILY PLANNING	35,445	42,888	42,888	0	42,888	0	42,888
53 88AM SYS DEV FOR CHILD/ADOL	2,429	2,460	2,460	0	2,460	0	2,460
53 88AN PREV. DISAB.	1,345	3,674	3,674	0	3,674	0	3,674
53 88AP MCH BLOCK GRANT	60,275	81,700	81,700	0	81,700	0	81,700
53 88AS SURVEIL HAZ SUBS EVENTS	2,295	4,004	4,004	0	4,004	0	4,004
53 88AW EPA-ASBESTOS ENHANCEMENT	1,910	5,811	5,811	0	5,811	0	5,811
53 88BB STD PREV. CAMPAIGN	76,043	289,740	289,740	0	289,740	0	289,740
53 88BC HIV PREVENTION PROJECT	62,783	100,346	100,346	0	100,346	0	100,346
53 88BD TB CONTROL PRGM & AIDS	13,218	30,008	30,008	0	30,008	0	30,008
53 88BE HIV/AIDS SURVEILLANCE	11,670	25,460	25,460	0	25,460	0	25,460
53 88BJ PRAMS	3,340	13,871	13,871	0	13,871	0	13,871
53 88BN DIABETES CONTROL PROGRAM	12,864	15,877	15,877	0	15,877	0	15,877
53 88BP PROJECT DIRECT	0	48,925	48,925	0	48,925	0	48,925
53 88BR PROJECT ASSIST	0	155,103	155,103	0	155,103	0	155,103
53 88BS HHS-RYAN WHITE HIV CARE	31,945	107,976	107,976	0	107,976	0	107,976
53 88BT REFUGEE HEALTH GRANT	361	0	0	0	0	0	0
53 88BU HUD HOPWA	1,997	5,669	5,669	0	5,669	0	5,669
53 88BW R/S FEAS. STD TREATMENT	0	551	551	0	551	0	551

Fund Detail

14430 DHHS - Division of Public Health

1991 Federal Indirect Reserve

DESCRIPTION (1)	2003-2004 ACTUAL (2)	2004-2005 CERTIFIED (3)	2004-2005 AUTHORIZED (4)	2005-2006 INCR/DECR (5)	2005-2006 TOTAL (6)	2006-2007 INCR/DECR (7)	2006-2007 TOTAL (8)
ESTIMATED RECEIPTS							
53 88CB WIC NUTRITION	63,315	69,040	69,040	0	69,040	0	69,040
53 88CC PFIS. ILLNESS SUR & PVT	1,658	55,002	55,002	0	55,002	0	55,002
53 88CE HEALTHY START/BABY LOVE	3,827	4,636	4,636	0	4,636	0	4,636
53 88CF ABSTINENCE ED./BLOCK GRT	0	25,781	25,781	0	25,781	0	25,781
53 88CJ FIRE INJURY PREVENTION C	0	5,324	5,324	0	5,324	0	5,324
53 88CK STATE ASSESSMENT INITIAT	101	-218	-218	0	-218	0	-218
53 88CM CARDIOVASCULAR DIS PREV	12,692	70,088	70,088	0	70,088	0	70,088
53 88CQ REDUCING-BURDEN ARTHRITI	0	134	134	0	134	0	134
53 88CR CDC BIOTERRORISM PREPARE	87,936	273,641	273,641	0	273,641	0	273,641
53 88CS TRIAD BABY LOVE	5,354	6,369	6,369	0	6,369	0	6,369
53 88CU INITIATIVE ON HIV/AIDS	3,183	12,026	12,026	0	12,026	0	12,026
53 88CW CDC-FOODBORNE SURVEILLAN	12,861	6,742	6,742	0	6,742	0	6,742
53 88CX LEAD BASED PAINT TRNG	7,464	16,772	16,772	0	16,772	0	16,772
53 88DA HS/ELIM DISP PERINATAL	1,920	1,944	1,944	0	1,944	0	1,944
53 88DC CDC INJURY CAPACITY	1,752	2,125	2,125	0	2,125	0	2,125
53 88DD ST N/PA TO PREVENT OBESI	1,632	0	0	0	0	0	0
53 88DE GENETIC SERVICES-GENOMIC	1,224	8,701	8,701	0	8,701	0	8,701
53 88EC NATIONAL VIOLENT DEATH R	4,450	9,349	9,349	0	9,349	0	9,349
53 88EE PREV OF FIRE RELATED INJ	508	851	851	0	851	0	851
53 88EF BIOMONITORING PLANNING	677	21,229	21,229	0	21,229	0	21,229
53 88EG HEALTHY CAROLINIANS COMM	231	0	0	0	0	0	0
53 88EK NAT CANCER PREV/CONTROL	12,638	44,432	44,432	0	44,432	0	44,432
53 88EM OCCUP SERVEILLANCE GRANT	2,324	6,814	6,814	0	6,814	0	6,814
53 88EN HHS-STATE EARLY CHILHDH	0	4,953	4,953	0	4,953	0	4,953
53 88EP CHRONIC DISEASE GRANT	12,765	21,559	21,559	0	21,559	0	21,559
53 885C EARLY INTERVENTION GRANT	114,517	147,207	147,207	0	147,207	0	147,207
53 886C MEDICAID ADMIN. & TRNG.	75,687	56,690	56,690	0	56,690	0	56,690
53 886D HHS-HEALTH CHOICE	0	2,910	2,910	0	2,910	0	2,910
53 888B EPA-HAZARDOUS WASTE	0	62	62	0	62	0	62
TOTAL RECEIPTS	868,953	2,012,323	2,012,323	0	2,012,323	0	2,012,323
NET APPROPRIATION	-6,547	-91,999	-91,999	0	-91,999	0	-91,999

Fund Detail

14430 DHHS - Division of Public Health

1992 Prior Year Earned Revenue

DESCRIPTION (1)	2003-2004 ACTUAL (2)	2004-2005 CERTIFIED (3)	2004-2005 AUTHORIZED (4)	2005-2006 INCR/DECR (5)	2005-2006 TOTAL (6)	2006-2007 INCR/DECR (7)	2006-2007 TOTAL (8)
REQUIREMENTS							
53 81C1 TRANSFER TO 14430 DPH	2,578,733	0	0	0	0	0	0
53 81D1 TRANSFER TO CODE 14410	5,170,357	0	0	0	0	0	0
53 81G1 TRANSFER TO OES 14424	25,000	0	0	0	0	0	0
53 819J TRANSFER TO CC&PS-14900	10,346	0	0	0	0	0	0
TOTAL INTRAGOVERNMENTAL TRANSACT	7,784,436	0	0	0	0	0	0
TOTAL REQUIREMENTS	7,784,436	0	0	0	0	0	0
ESTIMATED RECEIPTS							
43 2421 RWJ-DIABETES COLLABORATI	224	0	0	0	0	0	0
43 2445 RWJ-SURV OF ENV MICRO	28,741	0	0	0	0	0	0
43 2460 AMERICAN LEGACY FOUND.	126,844	0	0	0	0	0	0
43 2502 UNC-CCR BIRTH DEFECTS	48,764	0	0	0	0	0	0
43 2535 YOUTH SUICIDE EDU GRANT	29,585	0	0	0	0	0	0
43 5600 REGISTRATION FEES	2,113	0	0	0	0	0	0
43 7117 REBATES	86,300	0	0	0	0	0	0
43 7990 OTHER MISC REV-PROGRAM	2,272	0	0	0	0	0	0
43 81C2 TRANSFER TO BC 14430	445	0	0	0	0	0	0
43 819V TRF. FR. OST- BC 23460	109,901	0	0	0	0	0	0
53 8375 DMA MEDICAID TITLE XIX	1,035,660	0	0	0	0	0	0
53 88AB CHILD/ADULT DAY CARE/SFP	-1,159,232	0	0	0	0	0	0
53 88AC SUMMER FOOD PROGRAM	-3,370	0	0	0	0	0	0
53 88AD STATE ADMIN EXPENSE	-251,949	0	0	0	0	0	0
53 88AE FARMERS MARKET NUTRITION	1,950	0	0	0	0	0	0
53 88AJ IMMUNIZATION PROGRAM	174,026	0	0	0	0	0	0
53 88AK TITLE X FAMILY PLANNING	105,722	0	0	0	0	0	0
53 88AM SYS DEV FOR CHILD/ADOL	4,785	0	0	0	0	0	0
53 88AN PREV. DISAB.	2,382	0	0	0	0	0	0
53 88AP MCH BLOCK GRANT	155,907	0	0	0	0	0	0
53 88AS SURVEIL HAZ SUBS EVENTS	2,763	0	0	0	0	0	0
53 88AW EPA-ASBESTOS ENHANCEMENT	23,413	0	0	0	0	0	0
53 88BB STD PREV. CAMPAIGN	94,469	0	0	0	0	0	0
53 88BC HIV PREVENTION PROJECT	63,662	0	0	0	0	0	0
53 88BD TB CONTROL PRGM & AIDS	4,549	0	0	0	0	0	0
53 88BE HIV/AIDS SURVEILLANCE	3,328	0	0	0	0	0	0
53 88BJ PRAMS	3,887	0	0	0	0	0	0
53 88BK PREVENTIVE HEALTH BLOCK	50,710	0	0	0	0	0	0

Fund Detail

14430 DHHS - Division of Public Health

1992 Prior Year Earned Revenue

DESCRIPTION (1)	2003-2004 ACTUAL (2)	2004-2005 CERTIFIED (3)	2004-2005 AUTHORIZED (4)	2005-2006 INCR/DECR (5)	2005-2006 TOTAL (6)	2006-2007 INCR/DECR (7)	2006-2007 TOTAL (8)
ESTIMATED RECEIPTS							
53 88BL BEHAVIORAL RISK FACTOR G	7,658	0	0	0	0	0	0
53 88BN DIABETES CONTROL PROGRAM	227,412	0	0	0	0	0	0
53 88BQ BREAST/CERVICAL CANCER	68,429	0	0	0	0	0	0
53 88BR PROJECT ASSIST	126,868	0	0	0	0	0	0
53 88BS HHS-RYAN WHITE HIV CARE	22,430	0	0	0	0	0	0
53 88BT REFUGEE HEALTH GRANT	616	0	0	0	0	0	0
53 88BU HUD HOPWA	39,069	0	0	0	0	0	0
53 88BW R/S FEAS. STD TREATMENT	-189	0	0	0	0	0	0
53 88CA HUD-HOPWA-COMPETITIVE	-3	0	0	0	0	0	0
53 88CB WIC NUTRITION	1,567,145	0	0	0	0	0	0
53 88CC PFIS. ILLNESS SUR & PVT	-24,997	0	0	0	0	0	0
53 88CD BCCCP/WISEWOMAN	72,597	0	0	0	0	0	0
53 88CE HEALTHY START/BABY LOVE	12,130	0	0	0	0	0	0
53 88CG WIC SPECIAL PROJECT	2,177	0	0	0	0	0	0
53 88CK STATE ASSESSMENT INITIAT	-4,651	0	0	0	0	0	0
53 88CL TEAM NUTR TNG GRANT	1	0	0	0	0	0	0
53 88CM CARDIOVASCULAR DIS PREV	34,374	0	0	0	0	0	0
53 88CP COMPREHENSIVE CANCER GRA	-8,795	0	0	0	0	0	0
53 88CQ REDUCING-BURDEN ARTHRITI	10,611	0	0	0	0	0	0
53 88CR CDC BIOTERRORISM PREPARE	381,068	0	0	0	0	0	0
53 88CS TRIAD BABY LOVE	55,186	0	0	0	0	0	0
53 88CU INITIATIVE ON HIV/AIDS	12,320	0	0	0	0	0	0
53 88CW CDC-FOODBORNE SURVEILLAN	10,456	0	0	0	0	0	0
53 88CX LEAD BASED PAINT TRNG	-5,199	0	0	0	0	0	0
53 88DA HS/ELIM DISP PERINATAL	15,339	0	0	0	0	0	0
53 88DB CDC UNINTENTIONAL INJURY	260	0	0	0	0	0	0
53 88DC CDC INJURY CAPACITY	5,925	0	0	0	0	0	0
53 88DD ST N/PA TO PREVENT OBESI	16,395	0	0	0	0	0	0
53 88DE GENETIC SERVICES-GENOMIC	5,241	0	0	0	0	0	0
53 88DF WIC FOOD GRANT	1,747,376	0	0	0	0	0	0
53 88DG WIC FARMER'S MKT - FOOD	7,191	0	0	0	0	0	0
53 88DX CACFP / CASH IN LIEU	1,669,758	0	0	0	0	0	0
53 88EE PREV OF FIRE RELATED INJ	3,917	0	0	0	0	0	0
53 88EF BIOMONITORING PLANNING	5,214	0	0	0	0	0	0
53 88EG HEALTHY CAROLINIANS COMM	-7,580	0	0	0	0	0	0
53 88EH EHDI TRACKING-NEWBORN	-118,628	0	0	0	0	0	0
53 88EK NAT CANCER PREV/CONTROL	125,346	0	0	0	0	0	0
53 88EL HHS-CDC DIISOCYANATE GRT	3,032	0	0	0	0	0	0
53 88EM OCCUP SERVEILLANCE GRANT	398	0	0	0	0	0	0
53 88FB HHS-CDC-VIOL.AGAINST WOM	1	0	0	0	0	0	0
53 88JG HEALTY AGING GRANT	586	0	0	0	0	0	0

Fund Detail

14430 DHHS - Division of Public Health

1992 Prior Year Earned Revenue

DESCRIPTION (1)	2003-2004 ACTUAL (2)	2004-2005 CERTIFIED (3)	2004-2005 AUTHORIZED (4)	2005-2006 INCR/DECR (5)	2005-2006 TOTAL (6)	2006-2007 INCR/DECR (7)	2006-2007 TOTAL (8)
ESTIMATED RECEIPTS							
53 88JH COMM BASED DIABESTS INIT	11,080	0	0	0	0	0	0
53 88LB HHS-LEAD BSD PAINT EPAA	-12,968	0	0	0	0	0	0
53 88RP RAPE PREVENTION GRANT	14,858	0	0	0	0	0	0
53 885B SAPT BLOCK GRANT	11,676	0	0	0	0	0	0
53 885C EARLY INTERVENTION GRANT	184,753	0	0	0	0	0	0
53 886C MEDICAID ADMIN. & TRNG.	1,988,183	0	0	0	0	0	0
53 886D HHS-HEALTH CHOICE	3,168	0	0	0	0	0	0

TOTAL RECEIPTS	9,035,085	0	0	0	0	0	0

NET APPROPRIATION	-1,250,649	0	0	0	0	0	0

Fund Detail

14430 DHHS - Division of Public Health

1993 Prior Year Audits and Adjustments

DESCRIPTION (1)	2003-2004 ACTUAL (2)	2004-2005 CERTIFIED (3)	2004-2005 AUTHORIZED (4)	2005-2006 INCR/DECR (5)	2005-2006 TOTAL (6)	2006-2007 INCR/DECR (7)	2006-2007 TOTAL (8)
REQUIREMENTS							

53 1211 SPA-REG SALARIES-APPR	-1,692	0	0	0	0	0	0
53 1212 SPA-REG SALARIES-RECPT	1,693	0	0	0	0	0	0
53 1511 SOCIAL SEC CONTRIB-APPRO	-130	0	0	0	0	0	0
53 1512 SOCIAL SEC CONTRIB-RECPT	130	0	0	0	0	0	0
53 1521 REG RETIRE CONTRIB-APPRO	-51	0	0	0	0	0	0
53 1522 REG RETIRE CONTRIB-RECPT	51	0	0	0	0	0	0
53 1561 MED INS CONTRIB-APPRO	-88	0	0	0	0	0	0
53 1562 MED INS CONTRIB-RECPTS	88	0	0	0	0	0	0

TOTAL PERSONAL SERVICES	1	0	0	0	0	0	0

53 2170 ADMIN SVC-PROF TEST SVC	-1	0	0	0	0	0	0
53 2500 RENTALS/LEASES	-1	0	0	0	0	0	0
53 2700 TRAVEL & OTHER EMP EXP	-4	0	0	0	0	0	0
53 2800 COMMUN. & DATA PROCESS	-2	0	0	0	0	0	0
53 2900 OTHER SERVICES	-2	0	0	0	0	0	0

TOTAL PURCHASED SERVICES	-10	0	0	0	0	0	0

53 4500 EQUIPMENT	-2	0	0	0	0	0	0
53 4700 INTANGIBLE ASSETS	1	0	0	0	0	0	0

TOTAL PROPERTY, PLANT & EQUIPMT	-1	0	0	0	0	0	0

53 5800 OTHER ADM EXPENSES	-420	0	0	0	0	0	0

TOTAL OTHER EXPENSES & ADJUSTMEN	-420	0	0	0	0	0	0

53 6173 WIC FOOD EXPENSE	-4,712	0	0	0	0	0	0
53 6929 OTHER CONT/GRT-ED-INST	-1,573	0	0	0	0	0	0
53 6941 SPONSOR PYMNTS - STATE	-205,021	0	0	0	0	0	0
53 6943 SPNSOR-PRIVATE FOR PROFI	-33,029	0	0	0	0	0	0
53 6961 AID TO COUNTIES	-4,163	0	0	0	0	0	0
53 6989 OTHER CONTRACTS/GRANTS	-10,481	0	0	0	0	0	0

TOTAL AID & PUBLIC ASSISTANCE	-258,979	0	0	0	0	0	0

Fund Detail

14430 DHHS - Division of Public Health

1993 Prior Year Audits and Adjustments

DESCRIPTION (1)	2003-2004 ACTUAL (2)	2004-2005 CERTIFIED (3)	2004-2005 AUTHORIZED (4)	2005-2006 INCR/DECR (5)	2005-2006 TOTAL (6)	2006-2007 INCR/DECR (7)	2006-2007 TOTAL (8)

TOTAL REQUIREMENTS	-259,409	0	0	0	0	0	0

ESTIMATED RECEIPTS							

43 7122	6	0	0	0	0	0	0
43 7123	2,721	0	0	0	0	0	0
43 7990 OTHER MISC REV-PROGRAM	82	0	0	0	0	0	0
43 7994 RETURNED CHECK FEE	25	0	0	0	0	0	0
53 8310 REFUND MEDICAID DME/SUPP	302,220	0	0	0	0	0	0
53 8354 PY ROE 6840 HOST - INP	51,622	0	0	0	0	0	0
53 8355 PY ROE 6850 HOSP - OUTPT	22,536	0	0	0	0	0	0
53 8356 PY ROE 6861 APPLIANCES	5,572	0	0	0	0	0	0
53 8357 PY ROE 6863 PHYSICIANS	37,003	0	0	0	0	0	0
53 8358 PY ROE 6864 OTHER PROF.	327	0	0	0	0	0	0
53 8359 PY ROE 6865 PHARMACY	4,806	0	0	0	0	0	0
53 8364 PY ROE 6874 PAT SUPP	1,520	0	0	0	0	0	0
53 88AB CHILD/ADULT DAY CARE/SFP	-237,380	0	0	0	0	0	0
53 88AC SUMMER FOOD PROGRAM	-1,300	0	0	0	0	0	0
53 88AD STATE ADMIN EXPENSE	3,633	0	0	0	0	0	0
53 88AE FARMERS MARKET NUTRITION	-158	0	0	0	0	0	0
53 88AP MCH BLOCK GRANT	-74	0	0	0	0	0	0
53 88AW EPA-ASBESTOS ENHANCEMENT	9,011	0	0	0	0	0	0
53 88BK PREVENTIVE HEALTH BLOCK	14,858	0	0	0	0	0	0
53 88BN DIABETES CONTROL PROGRAM	42,706	0	0	0	0	0	0
53 88CB WIC NUTRITION	-12,216	0	0	0	0	0	0
53 88CC PFIS. ILLNESS SUR & PVT	-3,418	0	0	0	0	0	0
53 88CD BCCCP/WISEWOMAN	-240,891	0	0	0	0	0	0
53 88CJ FIRE INJURY PREVENTION C	5,179	0	0	0	0	0	0
53 88CR CDC BIOTERRORISM PREPARE	3,621	0	0	0	0	0	0
53 88DF WIC FOOD GRANT	-4,494	0	0	0	0	0	0
53 88DX CACFP / CASH IN LIEU	-157	0	0	0	0	0	0
53 88EK NAT CANCER PREV/CONTROL	-448	0	0	0	0	0	0
53 88RP RAPE PREVENTION GRANT	-14,858	0	0	0	0	0	0
53 885C EARLY INTERVENTION GRANT	3,400	0	0	0	0	0	0

Fund Detail

14430 DHHS - Division of Public Health

1993 Prior Year Audits and Adjustments

DESCRIPTION (1)	2003-2004 ACTUAL (2)	2004-2005 CERTIFIED (3)	2004-2005 AUTHORIZED (4)	2005-2006 INCR/DECR (5)	2005-2006 TOTAL (6)	2006-2007 INCR/DECR (7)	2006-2007 TOTAL (8)
TOTAL RECEIPTS	-4,546	0	0	0	0	0	0

NET APPROPRIATION	-254,863	0	0	0	0	0	0

Summary by Purpose

14440 DHHS - Division of Social Services

DESCRIPTION (1)	2003-2004 ACTUAL (2)	2004-2005 CERTIFIED (3)	2004-2005 AUTHORIZED (4)	2005-2006 INCR/DECR (5)	2005-2006 TOTAL (6)	2006-2007 INCR/DECR (7)	2006-2007 TOTAL (8)
REQUIREMENTS							
1110 STATE ADMINISTRATION	17,655,606	20,772,431	20,772,431	-10,231	20,762,200	-2,571	20,769,860
1130 PERF MGMT\ECONOMIC SVCS	18,628,387	25,298,157	25,298,157	-784,882	24,513,275	-784,882	24,513,275
1140 CHILD WELFARE SERVICES	40,471,232	49,812,500	49,812,500	174,685	49,987,185	188,161	50,000,661
1170 REFUGEE ASSISTANCE PRGMS	3,938,372	3,364,620	3,364,620	663	3,365,283	663	3,365,283
1180 AID TO COUNTIES	291,911,510	291,693,790	291,693,790	50,000	291,743,790	60,000	291,753,790
1210 REFUGEE ASSIST. PYMTS	210,775	772,700	772,700	0	772,700	0	772,700
1220 WORK FIRST FAMILY ASST.	120,658,559	138,672,190	138,672,190	0	138,672,190	0	138,672,190
1230 SPECIAL ASSIST FOR ADULT	134,308,992	133,868,991	133,868,991	1,954,014	135,823,005	2,665,251	136,534,242
1240 ENERGY ASSISTANCE	15,721,407	12,775,323	12,775,323	0	12,775,323	0	12,775,323
1250 ADOPTION ASSISTANCE	58,880,852	63,878,573	63,878,573	0	63,878,573	0	63,878,573
1260 FOSTER CARE ASSISTANCE	65,626,810	68,636,503	68,636,503	0	68,636,503	0	68,636,503
1280 CO. PUBLIC ASSIST. PMTS	14,147,605	9,815,713	9,815,713	0	9,815,713	0	9,815,713
1310 TRF TO OTHER ST AGENCY	10,730,345	10,135,060	10,135,060	0	10,135,060	0	10,135,060
1410 STATE PURCH. OF SVCS.	3,170,289	2,386,289	2,386,289	0	2,386,289	0	2,386,289
1480 COUNTY SERVICES PROG	486,072,424	479,875,128	479,875,128	0	479,875,128	0	479,875,128
1500 CHILD SUPPORT ENFORCEMEN	36,276,021	41,074,760	41,074,760	1,851,081	42,925,841	2,217,565	43,292,325
1810 REVENUE CLEARING FUND	2,818,497	0	0	0	0	0	0
1991 FED. INDIRECT RESERVE	980,303	676,866	676,866	0	676,866	0	676,866
1992 PRIOR YR EARNED REVENUE	1,113,775	1,338,860	1,338,860	0	1,338,860	0	1,338,860
1993 PRIOR YR AUD.EXC/ADJ	409,860	0	0	0	0	0	0
1995 RES-WORK FIRST STATE MOE	4,634,966	0	0	0	0	0	0
TOTAL REQUIREMENTS	1328,366,587	1,354,848,454	1,354,848,454	3,235,330	1,358,083,784	4,344,187	1,359,192,641
ESTIMATED RECEIPTS							
1110 STATE ADMINISTRATION	14,662,207	13,477,092	13,477,092	2,389	13,479,481	6,193	13,483,285
1130 PERF MGMT\ECONOMIC SVCS	16,866,398	22,013,739	22,013,739	2,617	22,016,356	2,617	22,016,356
1140 CHILD WELFARE SERVICES	25,965,914	33,186,011	33,186,011	-1,253,336	31,932,675	-1,251,291	31,934,720
1170 REFUGEE ASSISTANCE PRGMS	3,857,221	3,364,620	3,364,620	663	3,365,283	663	3,365,283
1180 AID TO COUNTIES	281,121,415	277,118,881	277,118,881	0	277,118,881	0	277,118,881
1210 REFUGEE ASSIST. PYMTS	210,775	772,700	772,700	0	772,700	0	772,700
1220 WORK FIRST FAMILY ASST.	97,938,183	119,841,508	119,841,508	0	119,841,508	0	119,841,508
1230 SPECIAL ASSIST FOR ADULT	67,150,513	66,934,494	66,934,494	977,007	67,911,501	1,332,625	68,267,119
1240 ENERGY ASSISTANCE	15,721,407	12,775,323	12,775,323	0	12,775,323	0	12,775,323
1250 ADOPTION ASSISTANCE	37,566,099	38,483,580	38,483,580	0	38,483,580	0	38,483,580

Summary by Purpose

14440 DHHS - Division of Social Services

DESCRIPTION (1)	2003-2004 ACTUAL (2)	2004-2005 CERTIFIED (3)	2004-2005 AUTHORIZED (4)	2005-2006 INCR/DECR (5)	2005-2006 TOTAL (6)	2006-2007 INCR/DECR (7)	2006-2007 TOTAL (8)
1260 FOSTER CARE ASSISTANCE	56,309,978	59,828,798	59,828,798	0	59,828,798	0	59,828,798
1280 CO. PUBLIC ASSIST. PMTS	14,147,604	9,815,713	9,815,713	0	9,815,713	0	9,815,713
1310 TRF TO OTHER ST AGENCY	10,214,197	10,103,379	10,103,379	0	10,103,379	0	10,103,379
1410 STATE PURCH. OF SVCS.	2,319,499	1,466,096	1,466,096	0	1,466,096	0	1,466,096
1480 COUNTY SERVICES PROG	481,437,262	473,230,585	473,230,585	-1,698,737	471,531,848	-4,146,283	469,084,302
1500 CHILD SUPPORT ENFORCEMEN	28,412,474	33,054,141	33,054,141	254,727	33,308,868	459,663	33,513,804
1810 REVENUE CLEARING FUND	-7,188,133	0	0	0	0	0	0
1991 FED. INDIRECT RESERVE	1,335,052	676,866	676,866	0	676,866	0	676,866
1992 PRIOR YR EARNED REVENUE	3,016,639	1,338,860	1,338,860	0	1,338,860	0	1,338,860
1993 PRIOR YR AUD.EXC/ADJ	492,771	0	0	0	0	0	0

TOTAL RECEIPTS	1151,557,475	1,177,482,386	1,177,482,386	-1,714,670	1,175,767,716	-3,595,813	1,173,886,573

NET APPROPRIATION	176,809,112	177,366,068	177,366,068	4,950,000	182,316,068	7,940,000	185,306,068

Summary by Account

14440 DHHS - Division of Social Services

DESCRIPTION (1)	2003-2004 ACTUAL (2)	2004-2005 CERTIFIED (3)	2004-2005 AUTHORIZED (4)	2005-2006 INCR/DECR (5)	2005-2006 TOTAL (6)	2006-2007 INCR/DECR (7)	2006-2007 TOTAL (8)
REQUIREMENTS							
53 1213 SPA REGULAR SALARIES &WA	22,141,556	26,161,006	26,161,006	10,935	26,171,941	10,935	26,171,941
53 1223 SPA TIME LMTD. SAL-UNDES	38,453	132,019	132,019	0	132,019	0	132,019
53 1433 SHIFT PREMIUM PAY- UNDES	0	17,586	17,586	0	17,586	0	17,586
53 1452 DUAL EMPL WAGES-RECPTS	867	0	0	0	0	0	0
53 1463 LONGEVITY - UNDESIGNATED	462,798	596,441	596,441	-40,676	555,765	-7,688	588,753
53 1512 SOCIAL SEC CONTR-RECPTS	66	0	0	0	0	0	0
53 1513 SOCIAL SECURITY CONTRIBU	1,683,078	2,057,918	2,057,918	-2,277	2,055,641	245	2,058,163
53 1523 REGULAR RETIREMENT- UNDE	770,918	1,564,644	1,564,644	-1,735	1,562,909	183	1,564,827
53 1563 MEDICAL INSURANCE CONTRI	2,035,025	2,600,598	2,600,598	858	2,601,456	858	2,601,456
53 1572 UNEMPLOYMENT COMPENSATIO	39,107	0	0	22,024	22,024	22,024	22,024
53 1625 SHORT TERM DISABILITY BE	62,037	16,243	16,243	0	16,243	0	16,243
53 1631 WORKERS' COMPENSATION	18,700	5,951	5,951	4,072	10,023	4,072	10,023
53 1651 COMPENSATION TO BOARD ME	690	13,556	13,556	0	13,556	0	13,556
TOTAL PERSONAL SERVICES	27,253,295	33,165,962	33,165,962	-6,799	33,159,163	30,629	33,196,591
53 2110 LEGAL SERVICES	1,818,317	2,277,231	2,277,231	1,427,572	3,704,803	1,755,757	4,032,988
53 2132 PHYSICIAN REVIEW	121,865	151,123	151,123	0	151,123	0	151,123
53 2140 INFORMATN TECNOLOGY SVC	5,885,131	6,058,988	6,058,988	0	6,058,988	0	6,058,988
53 2147 SEAT MANAGEMENT SERVICES	0	3,290,688	3,290,688	844	3,291,532	844	3,291,532
53 2170 ADMINISTRATIVE SERVICE	8,276,821	13,418,984	13,418,984	307,524	13,726,508	307,524	13,726,508
53 2183 LABORATORY SERVICES	802,449	841,664	841,664	0	841,664	0	841,664
53 2184 JANITORIAL SERVICES	16,911	25,833	25,833	0	25,833	0	25,833
53 2185 WASTE REM/RECY SER AGREE	1	486	486	0	486	0	486
53 2199 MISCELLANEOUS CONTRACTUA	388,900	505,076	505,076	0	505,076	0	505,076
53 2200 UTILITY/ENERGY SERVICES	33,181	47,017	47,017	0	47,017	0	47,017
53 2300 REPAIR SERVICES	4,976	61,925	61,925	0	61,925	0	61,925
53 2400 MAINTENANCE AGREEMENTS	223,688	291,903	291,903	0	291,903	0	291,903
53 2500 RENTALS/LEASES	1,492,470	1,651,252	1,651,252	433,837	2,085,089	455,844	2,107,096
53 2700 TRAVEL & EMPLOYEE EXPNS'	849,331	1,241,872	1,247,284	1,113	1,248,397	1,113	1,248,397
53 2800 COMMUNICATIONS/DATA PROC	12,911,956	15,374,422	15,358,622	350	15,358,972	350	15,358,972
53 2900 OTHER SERVICES	85,442	146,197	138,007	0	138,007	0	138,007
TOTAL PURCHASED SERVICES	32,911,439	45,384,661	45,366,083	2,171,240	47,537,323	2,521,432	47,887,515
53 3100 GENERAL ADMIN SUPPLIES	179,361	655,008	671,844	125	671,969	125	671,969
53 3300 OILS, LUBRICANTS, FLUIDS	83	50	50	0	50	0	50

Summary by Account

14440 DHHS - Division of Social Services

DESCRIPTION (1)	2003-2004 ACTUAL (2)	2004-2005 CERTIFIED (3)	2004-2005 AUTHORIZED (4)	2005-2006 INCR/DECR (5)	2005-2006 TOTAL (6)	2006-2007 INCR/DECR (7)	2006-2007 TOTAL (8)
53 3700 RESEARCH/EDUCATION SUPPL	0	650	650	0	650	0	650
TOTAL SUPPLIES	179,444	655,708	672,544	125	672,669	125	672,669
53 4500 EQUIPMENT	143,872	298,440	299,944	-2,000	297,944	-2,000	297,944
53 4700 INTANGIBLE ASSETS	3,162	5,958	5,958	0	5,958	0	5,958
TOTAL PROPERTY, PLANT & EQUIPMT	147,034	304,398	305,902	-2,000	303,902	-2,000	303,902
53 5100 LEGAL/LICENSES/PERMITS	715,353	897,785	897,785	0	897,785	0	897,785
53 5600 ASSETS/OTHER ADJUSTMENTS	2,507,437	1,741,515	1,741,515	0	1,741,515	0	1,741,515
53 5800 OTHER ADMIN EXPENSES	1,115,474	1,341,431	1,341,669	0	1,341,669	0	1,341,669
53 5900 OTHER EXPENSES	15,841	28,778	28,778	0	28,778	0	28,778
TOTAL OTHER EXPENSES & ADJUSTMEN	4,354,105	4,009,509	4,009,747	0	4,009,747	0	4,009,747
53 6106 AFDC - UP PYMTS	-11,231	0	0	0	0	0	0
53 6107 AFDC PAYMENTS	-448,288	0	0	0	0	0	0
53 6111 NON-RECURRING ADOPTION C	491,264	539,694	539,694	0	539,694	0	539,694
53 6112 VENDOR PYMT - MEDICAL	1,871,201	2,033,519	2,033,519	0	2,033,519	0	2,033,519
53 6113 VENDOR PYMT - THERAPEUTI	2,459,531	2,836,009	2,836,009	0	2,836,009	0	2,836,009
53 6115 FSA CHILD CARE	-3,011	0	0	0	0	0	0
53 6116 FOSTER CARE AT-RISK	1,908,169	1,934,259	1,934,259	0	1,934,259	0	1,934,259
53 6117 IV-E FOSTER CARE PAYMENT	14,888,124	13,695,720	13,695,720	0	13,695,720	0	13,695,720
53 6118 IV-E F/C PYMTS OVER STAT	10,462,696	10,125,638	10,125,638	0	10,125,638	0	10,125,638
53 6120 IV-E F/C PYMTS- CCI	24,936,123	27,418,982	27,418,982	0	27,418,982	0	27,418,982
53 6121 HIV FOSTER CARE	40,129	216,946	216,946	0	216,946	0	216,946
53 6122 STATE HIV FOSTER CARE	158,382	208,259	208,259	0	208,259	0	208,259
53 6124 LIEAP PAYMENTS	15,721,407	12,775,323	12,775,323	0	12,775,323	0	12,775,323
53 6125 DOMICILIARY CARE PYMTS	134,318,845	133,868,991	133,868,991	1,954,014	135,823,005	2,665,251	136,534,242
53 6127 REFUGEE ASSIST PYMTS	210,775	772,630	772,630	0	772,630	0	772,630
53 6128 REFUGEE MEDICAL ASSIST P	0	70	70	0	70	0	70
53 6129 ADOPTION SUBSIDY PYMT	52,071,123	57,235,678	57,235,678	0	57,235,678	0	57,235,678
53 6130 RETRO-ADOPTION ASSIST PY	522,055	526,667	526,667	0	526,667	0	526,667
53 6132 IV-E HIV ADOPTION ASSIST	338,800	551,198	551,198	0	551,198	0	551,198
53 6133 IV-B HIV ADOPTION ASSIST	800	54,000	54,000	0	54,000	0	54,000
53 6134 IV-B HIV ADOPTION ASSIST	70,600	101,808	101,808	0	101,808	0	101,808

Summary by Account

14440 DHHS - Division of Social Services

DESCRIPTION (1)	2003-2004 ACTUAL (2)	2004-2005 CERTIFIED (3)	2004-2005 AUTHORIZED (4)	2005-2006 INCR/DECR (5)	2005-2006 TOTAL (6)	2006-2007 INCR/DECR (7)	2006-2007 TOTAL (8)
53 6135 BOARDING HOME PYMT	12,130,181	13,932,096	13,932,096	0	13,932,096	0	13,932,096
53 6136 UNADJUSTED REF FROM COUN	-9,852	0	0	0	0	0	0
53 6138 TANF BENEFIT PAYMENTS	116,745,133	133,872,190	133,872,190	0	133,872,190	0	133,872,190
53 6142 TANF UNADJ REFUND FOR CO	-13	0	0	0	0	0	0
53 6144 TANF UP PYMTS	4,374,848	4,800,000	4,800,000	0	4,800,000	0	4,800,000
53 6145 TANF-EA FOSTER CARE	1,669,054	1,897,603	1,897,603	0	1,897,603	0	1,897,603
53 6146 TANF-EA PYMTS OVER STATE	2,374,118	2,332,000	2,332,000	0	2,332,000	0	2,332,000
53 6150 GUARDIANSHIP PAYMENTS	73,975	75,000	75,000	0	75,000	0	75,000
53 6172 CO.FRAUD RECOVERY-	42,166	95,491	95,491	0	95,491	0	95,491
53 6173 TANF FRAUD RECOVERY	414,605	664,657	664,657	0	664,657	0	664,657
53 6175 ADOPTION/FOSTER CA	16,415,330	19,185,375	19,185,375	0	19,185,375	0	19,185,375
53 6202 ELIGIBILITY WORKERS	16,902,130	3,365,613	3,365,613	0	3,365,613	0	3,365,613
53 6203 IV-E FOSTER CARE	35,059,106	27,474,579	27,474,579	0	27,474,579	0	27,474,579
53 6205 LIEAP	4,049,416	3,505,923	3,505,923	0	3,505,923	0	3,505,923
53 6206 IV-E FC OPTIONAL FUNDING	0	12,363	12,363	0	12,363	0	12,363
53 6207 IV-E FC OPTIONAL FUNDING	28,412,473	27,907,120	27,907,120	0	27,907,120	0	27,907,120
53 6209 SPEC ASSISTANCE - ADULTS	4,315,283	4,333,410	4,333,410	0	4,333,410	0	4,333,410
53 6211 REFUGEE ASSISTANCE	48,220	107,827	107,827	0	107,827	0	107,827
53 6212 MA TRANSPORT	8,640,141	8,532,028	8,532,028	0	8,532,028	0	8,532,028
53 6214 MEDICAL ASSISTANCE	134,905,788	132,123,913	132,123,913	0	132,123,913	0	132,123,913
53 6215 FOOD ASSISTANCE	80,537,445	80,146,767	80,146,767	0	80,146,767	0	80,146,767
53 6216 FOOD ASSISTANCE FRAUD	3,549,033	3,686,001	3,686,001	0	3,686,001	0	3,686,001
53 6217 ACH RES ASSESS WKERS	2,778	1,045	1,045	0	1,045	0	1,045
53 6218 FOOD STAMP E&T OP REG PR	0	169	169	0	169	0	169
53 6223 SSBG	18,129,870	17,079,647	17,079,647	0	17,079,647	0	17,079,647
53 6224 SVCS FR SOC SVCS BLOCK G	33,698,047	34,585,740	34,585,740	0	34,585,740	0	34,585,740
53 6225 CHORE SERVICES	5,402,586	5,299,293	5,299,293	0	5,299,293	0	5,299,293
53 6226 HOMEMAKER	323,645	621,314	621,314	0	621,314	0	621,314
53 6227 PREPARE & DELIVERY MEALS	55,718	60,811	60,811	0	60,811	0	60,811
53 6229 ADULT DAY CARE	3,288,130	3,941,738	3,941,738	0	3,941,738	0	3,941,738
53 6230 HOUSE & HOME IMPROVEMENT	48,054	125,094	125,094	0	125,094	0	125,094
53 6231 PROTECTIVE SERVICES - ST	2,660,117	2,711,236	2,711,236	0	2,711,236	0	2,711,236
53 6233 INHOME CASE MANAGEMENT	2,690,013	2,467,770	2,467,770	0	2,467,770	0	2,467,770
53 6236 SPEC PERM PLANNING	1,299,686	2,341,665	2,341,665	0	2,341,665	0	2,341,665
53 6237 PERM PLANNING	6,368,440	6,611,156	6,611,156	0	6,611,156	0	6,611,156
53 6238 FAMILY TO FAMILY - CASEY	141,000	0	0	0	0	0	0
53 6239 FAMILY TO FAMILY IV - B	1,222,705	1,729,747	1,729,747	0	1,729,747	0	1,729,747

Summary by Account

14440 DHHS - Division of Social Services

DESCRIPTION (1)	2003-2004 ACTUAL (2)	2004-2005 CERTIFIED (3)	2004-2005 AUTHORIZED (4)	2005-2006 INCR/DECR (5)	2005-2006 TOTAL (6)	2006-2007 INCR/DECR (7)	2006-2007 TOTAL (8)
53 6242 CRISIS INTERVENTION PYMT	13,556,188	9,192,927	9,192,927	0	9,192,927	0	9,192,927
53 6244 IV-E INDEPENDENT LIVING	2,528,771	3,251,758	3,251,758	0	3,251,758	0	3,251,758
53 6248 DCD SMART START	6,015,193	6,282,201	6,282,201	0	6,282,201	0	6,282,201
53 6249 CHILD SUPPORT ENFORCEMEN	65,960,839	66,290,646	66,290,646	0	66,290,646	0	66,290,646
53 6250 WORK FIRST BLOCK GRT	189,453,102	190,951,047	190,951,047	0	190,951,047	0	190,951,047
53 6251 FOOD STAMP E&T	753,105	831,393	831,393	0	831,393	0	831,393
53 6252 WAKE ELECTRIC ROUNDUP	15,456	0	0	0	0	0	0
53 6253 FOOD STAMP WORKFARE NON-	59,525	223,143	223,143	0	223,143	0	223,143
53 6255 CP&L PROJECT SHARE	575,961	622,786	622,786	0	622,786	0	622,786
53 6257 ADOLESCENT PARENTING	817,379	1,191,489	1,191,489	0	1,191,489	0	1,191,489
53 6258 STATE AID TO COUNTIES	5,473,985	5,473,985	5,473,985	0	5,473,985	0	5,473,985
53 6259 STATE AID - DAY CARE COO	15,600,039	17,340,876	17,340,876	0	17,340,876	0	17,340,876
53 6260 PROTECTIVE SVCS- SSBG&ST	70,607	101,386	101,386	0	101,386	0	101,386
53 6261 FOOD STAMP E&T DEPENDENT	0	10,000	10,000	0	10,000	0	10,000
53 6262 CPS - STATE	0	4,023,400	4,023,400	0	4,023,400	0	4,023,400
53 6263 COUNTY EXPEN - NONREIMB	51,724,741	54,287,685	54,287,685	0	54,287,685	0	54,287,685
53 6264 DOM CARE CASE MGMT	5,222,604	6,157,292	6,157,292	0	6,157,292	0	6,157,292
53 6265 IV-E WAIVER	1,565,522	1,570,000	1,570,000	0	1,570,000	0	1,570,000
53 6266 FINGERPRNTNG/CRIMINAL HI	152,920	213,400	213,400	0	213,400	0	213,400
53 6267 FAMILY PRESERVATION- STA	986,037	140,000	140,000	0	140,000	0	140,000
53 6270 FOOD STAMP WORK FAIR	17,501	14,400	14,400	0	14,400	0	14,400
53 6276 TANF NON-REIMB.	10,201,788	10,201,789	10,201,789	0	10,201,789	0	10,201,789
53 6279 TANF SVS XCS 100% CTY	0	12,000	12,000	0	12,000	0	12,000
53 6280 ADULT HOME SPECIALISTS	4,832,334	3,500,000	3,500,000	0	3,500,000	0	3,500,000
53 6281 EBT ISSUANCE	127,600	162,092	162,092	0	162,092	0	162,092
53 6282 EBT TRAINING	710,424	709,936	709,936	0	709,936	0	709,936
53 6283 EBT SUPPORT COSTS	1,230	30,292	30,292	0	30,292	0	30,292
53 6284 EBT TRAINING COSTS	4,539	131,100	131,100	0	131,100	0	131,100
53 6285 F.S. E&T ABAWD	80,498	99,418	99,418	0	99,418	0	99,418
53 6287 STATE IN-HOME 17 UNDER	197,886	585,155	585,155	0	585,155	0	585,155
53 6288 ADMIN. CONTRACTS	564,730	570,908	570,908	0	570,908	0	570,908
53 6289 SYSTEM OF CARE GRANT	0	424,499	424,499	0	424,499	0	424,499
53 6290 HEALTH CHOICE-CO ADMIN	6,297,563	6,297,561	6,297,561	0	6,297,561	0	6,297,561
53 6291 TRANSITIONAL HOUSING FUN	76,707	90,000	90,000	0	90,000	0	90,000
53 6292 HIGH RISK YOUTH FUNDS	70,226	100,000	100,000	0	100,000	0	100,000
53 6294 HOUSING INITIATIVE	-1,230	40,600	40,600	0	40,600	0	40,600
53 6299 INDIAN STATE ADMIN	0	0	0	50,000	50,000	60,000	60,000

Summary by Account

14440 DHHS - Division of Social Services

DESCRIPTION (1)	2003-2004 ACTUAL (2)	2004-2005 CERTIFIED (3)	2004-2005 AUTHORIZED (4)	2005-2006 INCR/DECR (5)	2005-2006 TOTAL (6)	2006-2007 INCR/DECR (7)	2006-2007 TOTAL (8)
53 6401 CONTRACT -CWS	2,017,442	2,657,269	2,657,269	68,750	2,726,019	68,750	2,726,019
53 6403 CONTRACT - REFUGEE SVCS	2,531,868	3,091,844	3,091,844	0	3,091,844	0	3,091,844
53 6404 CONTRACTS - CAN	205,120	225,488	225,488	0	225,488	0	225,488
53 6406 IV-E TRAINING	-14,783	0	0	0	0	0	0
53 6408 CONTRACT MULTIPLE FUNDED	3,700,132	4,615,423	4,615,423	0	4,615,423	0	4,615,423
53 6409 FAMILY VIOLENCE PREV SVC	2,590,578	2,616,400	2,616,400	0	2,616,400	0	2,616,400
53 6411 CME CONTRACT	1,090,730	1,103,343	1,103,343	0	1,103,343	0	1,103,343
53 6413 ADOPTION CONTRACTS	2,038,732	3,931,792	3,931,792	0	3,931,792	0	3,931,792
53 6416 F/S NUTRITION EDUCATION	8,113,721	8,535,777	8,535,777	0	8,535,777	0	8,535,777
53 6419 ADOPTION OPPORTUNITIES P	4,312,120	3,186,200	3,186,200	0	3,186,200	0	3,186,200
53 6420 FAMILY PRESERVATION ON P	8,179,452	9,956,370	9,956,370	0	9,956,370	0	9,956,370
53 6422 SSBG-EZ/EC- CITY OF CHAR	307,164	0	0	0	0	0	0
53 6423 SSBG-EZ/EC- LUMBER COUNC	507,664	0	0	0	0	0	0
53 6424 SSBG-EZ/EC- CITY OF ROCK	65,924	0	0	0	0	0	0
53 6426 COMM FAM RESOURCE GRANT	234,100	256,300	256,300	0	256,300	0	256,300
53 6430 EDUCATION INITIATIVE	411,371	589,000	589,000	0	589,000	0	589,000
53 6601 MATERNITY HOME PAYMENTS	1,114,683	1,232,946	1,232,946	0	1,232,946	0	1,232,946
53 6602 ABORTION FUND PAYMENTS	0	50,000	50,000	0	50,000	0	50,000
53 6603 BOYS/GIRLS CLUBS	999,405	1,000,000	1,000,000	0	1,000,000	0	1,000,000
53 6609 CHILD CARING INSTITUTION	9,212,931	9,216,424	9,216,424	0	9,216,424	0	9,216,424
53 6638 CHILDRENS HOME SOCIETY O	200,000	200,000	200,000	0	200,000	0	200,000
53 6642 MOUNTAIN YOUTH RESOURCES	50,000	50,000	50,000	0	50,000	0	50,000
53 6643 BIABH-CARING FOR CHILDRE	176,631	163,044	163,044	0	163,044	0	163,044
53 6655 GRANT-IN-AID FOOD BANK	1,000,000	2,000,000	2,000,000	-1,000,000	1,000,000	-1,000,000	1,000,000
53 6678 AFT. SCH FOR AT RISK	1,978,662	2,692,467	2,692,467	0	2,692,467	0	2,692,467
53 6880 INCENTIVE SCHOLARSHIPS	145,684	160,407	160,407	0	160,407	0	160,407
53 6902 IV-D INCENTIVES	2,561,877	0	0	0	0	0	0
53 6904 COST RECOV-NON-RECIP FEE	-68,144	0	0	0	0	0	0
53 6907 COST RECOV COLLECT ST-OP	-99,537	0	0	0	0	0	0
53 6908 COST RECOVERY - HEALTHCH	-2,044,151	0	0	0	0	0	0
53 6996 ELECTING COUNTIES CASH	1,747	0	0	0	0	0	0
TOTAL AID & PUBLIC ASSISTANCE	1241,221,756	1,259,177,430	1,259,177,430	1,072,764	1,260,250,194	1,794,001	1,260,971,431
53 7100 RESERVE FOR INDIRECT COS	0	37,013	37,013	0	37,013	0	37,013
53 7170 REDISTRIBUTED COST	-7	0	0	0	0	0	0
TOTAL RESERVES	-7	37,013	37,013	0	37,013	0	37,013

Summary by Account

14440 DHHS - Division of Social Services

DESCRIPTION (1)	2003-2004 ACTUAL (2)	2004-2005 CERTIFIED (3)	2004-2005 AUTHORIZED (4)	2005-2006 INCR/DECR (5)	2005-2006 TOTAL (6)	2006-2007 INCR/DECR (7)	2006-2007 TOTAL (8)
53 8010 TRANS TO OSC-DCAP	20,827	0	0	0	0	0	0
53 81C1 TRF TO B/C 14430 DPH	363,158	0	0	0	0	0	0
53 81D1 TRF TO B/C 14410 CMS	2,166,932	239,814	239,814	0	239,814	0	239,814
53 81J1 TRF TO B/C 14440 DSS	2,308,752	1,738,899	1,738,899	0	1,738,899	0	1,738,899
53 81J3 TRF TO B/C 64440 DSS	2,818,497	0	0	0	0	0	0
53 81P1 TRF TO B/C 14460 DMH	313,935	0	0	0	0	0	0
53 819A TRF TO B/C 14100 ADMIN	18,303	225,350	225,350	0	225,350	0	225,350
53 819B TRF TO B/C 14600 COM	50,000	0	0	0	0	0	0
53 819E TRANS TO DEPT OF LABOR	0	180,000	180,000	0	180,000	0	180,000
53 819N TRF TO B/C 24650 ESC	7,688,895	6,869,172	6,869,172	0	6,869,172	0	6,869,172
53 819R TRF TO B/C 14060 OJJ	2,293,454	2,860,538	2,860,538	0	2,860,538	0	2,860,538
53 819Z COMM. COLL. CAREER START	2,600	0	0	0	0	0	0
53 8901 CASH CARRYFORWARD	4,254,168	0	0	0	0	0	0
TOTAL INTRAGOVERNMENTAL TRANSACT	22,299,521	12,113,773	12,113,773	0	12,113,773	0	12,113,773
TOTAL REQUIREMENTS	1328,366,587	1,354,848,454	1,354,848,454	3,235,330	1,358,083,784	4,344,187	1,359,192,641
ESTIMATED RECEIPTS							
43 2200 COUNTY FUNDS	91,924,183	96,220,092	96,220,092	977,007	97,197,099	1,332,625	97,552,717
43 2202 COUNTY EPLN RECEIPTS	0	51,035	51,035	0	51,035	0	51,035
43 2205 LOCAL PARTICIPATION	379,273,774	380,271,744	380,271,744	0	380,271,744	0	380,271,744
43 2206 IV-D INCENTIVE PASS THRU	2,808,769	2,807,263	2,807,263	0	2,807,263	0	2,807,263
43 2996 PROVIDER MATCH DEDUCTED	18,624,344	19,507,472	19,507,472	0	19,507,472	0	19,507,472
43 5600 REGION FOUR WORKSHOP FEE	1,608	0	0	0	0	0	0
43 7122 ACCTS REC INTEREST	4,205	4,630	4,630	0	4,630	0	4,630
43 7123 ACCTS REC PENALTY	4,861	11,658	11,658	0	11,658	0	11,658
43 7300 INDIRECT COST CONTRIBUTI	2,507,437	1,741,515	1,741,515	0	1,741,515	0	1,741,515
43 7990 OTHER MISC REV-PROGRAM	643,193	655,310	655,310	0	655,310	0	655,310
43 7992 IMPREST CASH REDEPOSIT	9,500	10,150	10,150	0	10,150	0	10,150
43 7994 RETURNED CHECK FEE	37,768	37,525	37,525	0	37,525	0	37,525
43 81C1 TRANS FM 14430 DPH	195,569	246,870	246,870	0	246,870	0	246,870
43 81F1 TRANS FM 14420 DCD	9,533,332	5,080,350	5,080,350	0	5,080,350	0	5,080,350
43 81G1 TRANS FM 14424 DEIE	800,000	0	0	0	0	0	0

Summary by Account

14440 DHHS - Division of Social Services

DESCRIPTION (1)	2003-2004 ACTUAL (2)	2004-2005 CERTIFIED (3)	2004-2005 AUTHORIZED (4)	2005-2006 INCR/DECR (5)	2005-2006 TOTAL (6)	2006-2007 INCR/DECR (7)	2006-2007 TOTAL (8)
43 81J1 TRANS 14440 DSS	2,308,752	1,727,781	1,727,781	0	1,727,781	0	1,727,781
43 81J2 TRANS 24441 DSS	160,896	85,234	85,234	0	85,234	0	85,234
43 81J3 TRANS 64440 DSS	1,084,725	704,397	704,397	0	704,397	0	704,397
43 81J4 TRANS 64441 DSS	9,273,246	16,727,174	16,727,174	-2,665,350	14,061,824	-5,149,537	11,577,637
43 81K1 TRANS FM 14445 DMA	4,930,826	2,423,324	2,420,310	0	2,420,310	0	2,420,310
43 81L1 TRANS FM 14450 DSB/DHH	900,000	0	0	0	0	0	0
53 8220 REIMBURSE-DUAL EMPLOYMNT	934	0	0	0	0	0	0
53 8301 EBT PAYBACK	3,829	0	0	0	0	0	0
53 8310 REFUND OF EXPENDITURES	2,316	0	0	0	0	0	0
53 882E CHILD CARE DEV FUND ADMI	13,250,149	14,226,221	14,226,221	0	14,226,221	0	14,226,221
53 886B MED. ASST. PMTS.	2,570,442	2,397,844	2,397,844	0	2,397,844	0	2,397,844
53 886C TITLE XIX-FED SHARE ONLY	84,674,327	73,956,933	73,953,919	-351	73,953,568	505	73,954,424
53 886D HEALTH CHOICE FED.	3,142,763	3,197,821	3,197,821	0	3,197,821	0	3,197,821
53 887B AFDC INCOME PAYMENTS	-363,440	0	0	0	0	0	0
53 887E CHILD SUPPORT ENF	67,516,519	72,906,861	72,907,203	1,226,220	74,133,423	1,469,309	74,376,512
53 887F CHILD WELFARE	5,537,805	7,651,037	7,652,922	2,509	7,655,431	2,509	7,655,431
53 887G CWS-FAMILY PRESERV SVCS	8,046,498	10,953,865	10,954,010	0	10,954,010	0	10,954,010
53 887J REFUGEE CASH & MED ASSIS	515,105	1,235,221	1,235,186	1,061	1,236,247	1,129	1,236,315
53 887K IV-E FC ASSIST PAYMENTS	62,400,469	65,340,429	65,339,793	-1,257,265	64,082,528	-1,255,670	64,084,123
53 887L IV-E ADOPTION SUBS PMTS	23,773,858	24,090,107	24,088,855	-520	24,088,335	-324	24,088,531
53 887N INDEPENDENT LIVING	2,151,503	2,271,107	2,271,100	465	2,271,565	465	2,271,565
53 887P LOW INCOME ENERGY	31,829,502	24,127,013	24,127,013	0	24,127,013	0	24,127,013
53 887Q SSBG	29,023,353	29,641,132	29,639,408	0	29,639,408	0	29,639,408
53 887R URBAN & RURAL ENTERPRISE	880,750	0	0	0	0	0	0
53 887T REFUGEE-UNANTICIPATED AR	344,458	568,893	568,893	0	568,893	0	568,893
53 887U REFUGEE-CITIZENSHIP GRT	878	0	0	0	0	0	0
53 887V FAMILY VIOL. PREV	2,065,632	2,165,908	2,165,908	439	2,166,347	439	2,166,347
53 887W CHILD ABUSE & SVC	748,489	858,121	858,121	0	858,121	0	858,121
53 887Z REFUGEE SOCIAL SERVICES	1,173,479	1,434,246	1,434,246	0	1,434,246	0	1,434,246
53 888C FOOD STAMPS-USDA	56,022,869	57,521,591	57,528,901	1,115	57,530,016	2,737	57,531,638
53 888E COMM-BASED FAM RES GRANT	610,258	746,229	746,229	0	746,229	0	746,229
53 888F F/S WORKFARE COST	17,501	14,400	14,400	0	14,400	0	14,400
53 888K TANF	227,600,718	251,442,865	251,442,865	0	251,442,865	0	251,442,865
53 888M ACCESS & VISITATION	175,752	204,953	204,953	0	204,953	0	204,953
53 888Q RAP RESETTLMNT ELDERLY G	155,683	161,962	161,962	0	161,962	0	161,962
53 888R REFUGEE TAG FORMULA	330,896	354,021	354,021	0	354,021	0	354,021
53 888S REFUGEE TARGETED ASST	389,638	571,682	571,682	0	571,682	0	571,682

Summary by Account

14440 DHHS - Division of Social Services

DESCRIPTION (1)	2003-2004 ACTUAL (2)	2004-2005 CERTIFIED (3)	2004-2005 AUTHORIZED (4)	2005-2006 INCR/DECR (5)	2005-2006 TOTAL (6)	2006-2007 INCR/DECR (7)	2006-2007 TOTAL (8)
53 888T ADOPTION INCENTIVE PROGR	1,300,329	0	0	0	0	0	0
53 888U CHAFEE EDUC TNG VOUC	379,356	578,400	578,400	0	578,400	0	578,400
53 888V CSE SIP GRANT	88,503	0	0	0	0	0	0
53 888W CUBAN-HAITIAN REFUGEE	0	50,000	50,000	0	50,000	0	50,000
53 888X ICWO-SOC GRANT	3,047	500,000	500,000	0	500,000	0	500,000
43 8901 TRF FR PREV. FISCAL YEAR	166,319	0	0	0	0	0	0

TOTAL RECEIPTS	1151,557,475	1,177,482,386	1,177,482,386	-1,714,670	1,175,767,716	-3,595,813	1,173,886,573

NET APPROPRIATION	176,809,112	177,366,068	177,366,068	4,950,000	182,316,068	7,940,000	185,306,068

Position Counts Summary by Purpose

14440 DHHS - Division of Social Services

DESCRIPTION (1)	2003-2004 ACTUAL (2)	2004-2005 CERTIFIED (3)	2004-2005 AUTHORIZED (4)	2005-2006 INCR/DECR (5)	2005-2006 TOTAL (6)	2006-2007 INCR/DECR (7)	2006-2007 TOTAL (8)
REQUIREMENTS							
1110 STATE ADMINISTRATION	94.00	94.00	94.00	.00	94.00	.00	94.00
1130 PERF MGMT\ECONOMIC SVCS	55.00	56.00	56.00	-1.00	55.00	-1.00	55.00
1140 CHILD WELFARE SERVICES	128.00	126.00	126.00	2.00	128.00	2.00	128.00
1170 REFUGEE ASSISTANCE PRGMS	4.00	4.00	4.00	.00	4.00	.00	4.00
1500 CHILD SUPPORT ENFORCEMEN	477.00	477.00	477.00	.00	477.00	.00	477.00
TOTAL REQUIREMENTS	758.00	757.00	757.00	1.00	758.00	1.00	758.00

Position Counts Summary by Account

14440 DHHS - Division of Social Services

DESCRIPTION (1)	2003-2004 ACTUAL (2)	2004-2005 CERTIFIED (3)	2004-2005 AUTHORIZED (4)	2005-2006 INCR/DECR (5)	2005-2006 TOTAL (6)	2006-2007 INCR/DECR (7)	2006-2007 TOTAL (8)
REQUIREMENTS							
53 1213 SPA REGULAR SALARIES &WA	755.00	755.00	755.00	.00	755.00	.00	755.00
53 1223 SPA TIME LMTD. SAL-UNDES	3.00	2.00	2.00	1.00	3.00	1.00	3.00
TOTAL REQUIREMENTS	758.00	757.00	757.00	1.00	758.00	1.00	758.00

Fund Detail

14440 DHHS - Division of Social Services

1110 State Administration

DESCRIPTION (1)	2003-2004 ACTUAL (2)	2004-2005 CERTIFIED (3)	2004-2005 AUTHORIZED (4)	2005-2006 INCR/DECR (5)	2005-2006 TOTAL (6)	2006-2007 INCR/DECR (7)	2006-2007 TOTAL (8)
REQUIREMENTS							
53 1213 SPA REGULAR SALARIES &WA	3,906,319	4,163,923	4,163,923	0	4,163,923	0	4,163,923
53 1463 LONGEVITY - UNDESIGNATED	115,070	152,948	152,948	-30,437	122,511	-23,686	129,262
53 1513 SOCIAL SECURITY CONTRIBU	296,558	329,242	329,242	-2,328	326,914	-1,814	327,428
53 1523 REGULAR RETIREMENT- UNDE	134,876	251,027	251,027	-1,769	249,258	-1,374	249,653
53 1563 MEDICAL INSURANCE CONTRI	278,635	322,608	322,608	0	322,608	0	322,608
53 1572 UNEMPLOYMENT COMPENSATIO	22,024	0	0	22,024	22,024	22,024	22,024
53 1625 SHORT TERM DISABILITY BE	5,663	14,364	14,364	0	14,364	0	14,364
53 1631 WORKERS' COMPENSATION	352	5,951	5,951	0	5,951	0	5,951
53 1651 COMPENSATION TO BOARD ME	690	8,000	8,000	0	8,000	0	8,000
TOTAL PERSONAL SERVICES	4,760,187	5,248,063	5,248,063	-12,510	5,235,553	-4,850	5,243,213
53 2110 LEGAL SERVICES	266,736	387,679	387,679	0	387,679	0	387,679
53 2147 SEAT MANAGEMENT SERVICES	0	656,221	656,221	0	656,221	0	656,221
53 2170 ADMINISTRATIVE SERVICE	45,171	20,201	20,201	0	20,201	0	20,201
53 2184 JANITORIAL SERVICES	0	6,350	6,350	0	6,350	0	6,350
53 2185 WASTE REM/RECY SER AGREE	1	486	486	0	486	0	486
53 2199 MISCELLANEOUS CONTRACTUA	834	834	834	0	834	0	834
53 2200 UTILITY/ENERGY SERVICES	10,021	17,245	17,245	0	17,245	0	17,245
53 2300 REPAIR SERVICES	2,453	51,863	51,863	0	51,863	0	51,863
53 2400 MAINTENANCE AGREEMENTS	29,707	77,247	77,247	0	77,247	0	77,247
53 2500 RENTALS/LEASES	126,376	252,306	252,306	2,279	254,585	2,279	254,585
53 2700 TRAVEL & EMPLOYEE EXPNS'	171,813	248,106	253,518	0	253,518	0	253,518
53 2800 COMMUNICATIONS/DATA PROC	9,373,848	11,561,925	11,546,125	0	11,546,125	0	11,546,125
53 2900 OTHER SERVICES	7,530	37,544	29,354	0	29,354	0	29,354
TOTAL PURCHASED SERVICES	10,034,490	13,318,007	13,299,429	2,279	13,301,708	2,279	13,301,708
53 3100 GENERAL ADMIN SUPPLIES	-89,366	260,341	277,177	0	277,177	0	277,177
TOTAL SUPPLIES	-89,366	260,341	277,177	0	277,177	0	277,177
53 4500 EQUIPMENT	46,786	88,795	90,299	0	90,299	0	90,299
TOTAL PROPERTY, PLANT & EQUIPMT	46,786	88,795	90,299	0	90,299	0	90,299
53 5100 LEGAL/LICENSES/PERMITS	681	35,843	35,843	0	35,843	0	35,843
53 5600 ASSETS/OTHER ADJUSTMENTS	2,507,437	1,741,515	1,741,515	0	1,741,515	0	1,741,515
53 5800 OTHER ADMIN EXPENSES	51,616	73,060	73,298	0	73,298	0	73,298
53 5900 OTHER EXPENSES	2,107	6,807	6,807	0	6,807	0	6,807
TOTAL OTHER EXPENSES & ADJUSTMEN	2,561,841	1,857,225	1,857,463	0	1,857,463	0	1,857,463

Fund Detail

14440 DHHS - Division of Social Services

1110 State Administration

DESCRIPTION (1)	2003-2004 ACTUAL (2)	2004-2005 CERTIFIED (3)	2004-2005 AUTHORIZED (4)	2005-2006 INCR/DECR (5)	2005-2006 TOTAL (6)	2006-2007 INCR/DECR (7)	2006-2007 TOTAL (8)
REQUIREMENTS							
53 7170 REDISTRIBUTED COST	-5	0	0	0	0	0	0
TOTAL RESERVES	-5	0	0	0	0	0	0
53 8010 TRANS TO OSC-DCAP	3,890	0	0	0	0	0	0
53 8901 CASH CARRYFORWARD	337,783	0	0	0	0	0	0
TOTAL INTRAGOVERNMENTAL TRANSACT	341,673	0	0	0	0	0	0
TOTAL REQUIREMENTS	17,655,606	20,772,431	20,772,431	-10,231	20,762,200	-2,571	20,769,860
ESTIMATED RECEIPTS							
43 7300 INDIRECT COST CONTRIBUTI	2,507,437	1,741,515	1,741,515	0	1,741,515	0	1,741,515
43 81J1 TRANS 14440 DSS	487,530	168,947	168,947	0	168,947	0	168,947
43 81K1 TRANS FM 14445 DMA	3,841,759	2,329,693	2,326,710	0	2,326,710	0	2,326,710
53 886C TITLE XIX-FED SHARE ONLY	3,938,034	4,144,291	4,141,308	-1,734	4,139,574	-989	4,140,319
53 887E CHILD SUPPORT ENF	1,981,013	2,643,233	2,643,575	4,880	2,648,455	6,392	2,649,967
53 887F CHILD WELFARE	39,598	63,412	63,412	0	63,412	0	63,412
53 887G CWS-FAMILY PRESERV SVCS	34,366	50,397	50,397	0	50,397	0	50,397
53 887J REFUGEE CASH & MED ASSIS	27,967	42,546	42,511	13	42,524	33	42,544
53 887K IV-E FC ASSIST PAYMENTS	82,481	105,371	104,783	1	104,784	73	104,856
53 887L IV-E ADOPTION SUBS PMTS	10,120	16,405	15,125	41	15,166	55	15,180
53 887N INDEPENDENT LIVING	11,820	16,830	16,837	0	16,837	0	16,837
53 887P LOW INCOME ENERGY	208,881	244,218	244,218	0	244,218	0	244,218
53 887Q SSBG	84,720	96,438	96,438	0	96,438	0	96,438
53 887W CHILD ABUSE & SVC	7,095	11,173	11,173	0	11,173	0	11,173
53 888C FOOD STAMPS-USDA	1,143,891	1,442,971	1,450,491	-812	1,449,679	629	1,451,120
53 888E COMM-BASED FAM RES GRANT	4,753	5,678	5,678	0	5,678	0	5,678
53 888K TANF	250,742	353,974	353,974	0	353,974	0	353,974
TOTAL RECEIPTS	14,662,207	13,477,092	13,477,092	2,389	13,479,481	6,193	13,483,285

Fund Detail

14440 DHHS - Division of Social Services

1110 State Administration

DESCRIPTION (1)	2003-2004 ACTUAL (2)	2004-2005 CERTIFIED (3)	2004-2005 AUTHORIZED (4)	2005-2006 INCR/DECR (5)	2005-2006 TOTAL (6)	2006-2007 INCR/DECR (7)	2006-2007 TOTAL (8)
<hr style="border-top: 1px dashed black;"/>							
NET APPROPRIATION	2,993,399	7,295,339	7,295,339	-12,620	7,282,719	-8,764	7,286,575

Fund Detail

14440 DHHS - Division of Social Services

1130 Performance Mgmt/Economic Services

DESCRIPTION (1)	2003-2004 ACTUAL (2)	2004-2005 CERTIFIED (3)	2004-2005 AUTHORIZED (4)	2005-2006 INCR/DECR (5)	2005-2006 TOTAL (6)	2006-2007 INCR/DECR (7)	2006-2007 TOTAL (8)
REQUIREMENTS							
53 1213 SPA REGULAR SALARIES &WA	782,027	1,812,546	1,812,546	0	1,812,546	0	1,812,546
53 1223 SPA TIME LMTD. SAL-UNDES	0	0	0	0	0	0	0
53 1433 SHIFT PREMIUM PAY- UNDES	0	17,586	17,586	0	17,586	0	17,586
53 1463 LONGEVITY - UNDESIGNATED	28,268	34,781	34,781	2,286	37,067	2,286	37,067
53 1513 SOCIAL SECURITY CONTRIBU	59,267	142,612	142,612	175	142,787	175	142,787
53 1523 REGULAR RETIREMENT- UNDE	27,853	108,446	108,446	133	108,579	133	108,579
53 1563 MEDICAL INSURANCE CONTRI	53,923	188,760	188,760	0	188,760	0	188,760
53 1625 SHORT TERM DISABILITY BE	-8,531	0	0	0	0	0	0
TOTAL PERSONAL SERVICES	942,807	2,304,731	2,304,731	2,594	2,307,325	2,594	2,307,325
53 2132 PHYSICIAN REVIEW	2,270	31,500	31,500	0	31,500	0	31,500
53 2140 INFORMATN TECNOLOGY SVC	5,885,131	6,058,988	6,058,988	0	6,058,988	0	6,058,988
53 2147 SEAT MANAGEMENT SERVICES	0	43,716	43,716	0	43,716	0	43,716
53 2170 ADMINISTRATIVE SERVICE	376,098	3,645,025	3,645,025	212,524	3,857,549	212,524	3,857,549
53 2500 RENTALS/LEASES	22,478	76,084	76,084	0	76,084	0	76,084
53 2700 TRAVEL & EMPLOYEE EXPNS'	61,486	74,453	74,453	0	74,453	0	74,453
53 2800 COMMUNICATIONS/DATA PROC	275,639	820,030	820,030	0	820,030	0	820,030
53 2900 OTHER SERVICES	44,680	52,073	52,073	0	52,073	0	52,073
TOTAL PURCHASED SERVICES	6,667,782	10,801,869	10,801,869	212,524	11,014,393	212,524	11,014,393
53 3100 GENERAL ADMIN SUPPLIES	38,750	57,416	57,416	0	57,416	0	57,416
53 3300 OILS, LUBRICANTS, FLUIDS	21	0	0	0	0	0	0
TOTAL SUPPLIES	38,771	57,416	57,416	0	57,416	0	57,416
53 4500 EQUIPMENT	0	12,000	12,000	0	12,000	0	12,000
53 4700 INTANGIBLE ASSETS	0	2,700	2,700	0	2,700	0	2,700
TOTAL PROPERTY, PLANT & EQUIPMT	0	14,700	14,700	0	14,700	0	14,700
53 5100 LEGAL/LICENSES/PERMITS	6,685	3,500	3,500	0	3,500	0	3,500
53 5800 OTHER ADMIN EXPENSES	5,894	531	531	0	531	0	531
53 5900 OTHER EXPENSES	3,991	8,546	8,546	0	8,546	0	8,546
TOTAL OTHER EXPENSES & ADJUSTMEN	16,570	12,577	12,577	0	12,577	0	12,577
53 6288 ADMIN. CONTRACTS	563,538	570,908	570,908	0	570,908	0	570,908
53 6416 F/S NUTRITION EDUCATION	8,113,721	8,535,777	8,535,777	0	8,535,777	0	8,535,777
53 6603 BOYS/GIRLS CLUBS	999,405	1,000,000	1,000,000	0	1,000,000	0	1,000,000

Fund Detail

14440 DHHS - Division of Social Services

1130 Performance Mgmt/Economic Services

DESCRIPTION (1)	2003-2004 ACTUAL (2)	2004-2005 CERTIFIED (3)	2004-2005 AUTHORIZED (4)	2005-2006 INCR/DECR (5)	2005-2006 TOTAL (6)	2006-2007 INCR/DECR (7)	2006-2007 TOTAL (8)
REQUIREMENTS							
53 6655 GRANT-IN-AID FOOD BANK	1,000,000	2,000,000	2,000,000	-1,000,000	1,000,000	-1,000,000	1,000,000
53 6678 AFT. SCH FOR AT RISK	203,352	179	179	0	179	0	179
TOTAL AID & PUBLIC ASSISTANCE	10,880,016	12,106,864	12,106,864	-1,000,000	11,106,864	-1,000,000	11,106,864
53 7170 REDISTRIBUTED COST	-3	0	0	0	0	0	0
TOTAL RESERVES	-3	0	0	0	0	0	0
53 8010 TRANS TO OSC-DCAP	744	0	0	0	0	0	0
53 8901 CASH CARRYFORWARD	81,700	0	0	0	0	0	0
TOTAL INTRAGOVERNMENTAL TRANSACT	82,444	0	0	0	0	0	0
TOTAL REQUIREMENTS	18,628,387	25,298,157	25,298,157	-784,882	24,513,275	-784,882	24,513,275
ESTIMATED RECEIPTS							
43 2200 COUNTY FUNDS	2,936,298	3,880,558	3,880,558	0	3,880,558	0	3,880,558
43 2996 PROVIDER MATCH DEDUCTED	3,986,941	4,267,891	4,267,891	0	4,267,891	0	4,267,891
43 81J1 TRANS 14440 DSS	322,501	0	0	0	0	0	0
43 81K1 TRANS FM 14445 DMA	43,638	0	0	0	0	0	0
53 886C TITLE XIX-FED SHARE ONLY	43,638	35,518	35,518	0	35,518	0	35,518
53 887J REFUGEE CASH & MED ASSIS	24,186	12,430	12,430	110	12,540	110	12,540
53 887K IV-E FC ASSIST PAYMENTS	3	1	1	0	1	0	1
53 887L IV-E ADOPTION SUBS PMTS	1,217	653	653	0	653	0	653
53 887P LOW INCOME ENERGY	10,589	55,782	55,782	0	55,782	0	55,782
53 888C FOOD STAMPS-USDA	7,722,570	8,900,929	8,900,929	2,507	8,903,436	2,507	8,903,436
53 888K TANF	1,774,817	4,859,977	4,859,977	0	4,859,977	0	4,859,977
TOTAL RECEIPTS	16,866,398	22,013,739	22,013,739	2,617	22,016,356	2,617	22,016,356

Fund Detail

14440 DHHS - Division of Social Services

1130 Performance Mgmt/Economic Services

DESCRIPTION (1)	2003-2004 ACTUAL (2)	2004-2005 CERTIFIED (3)	2004-2005 AUTHORIZED (4)	2005-2006 INCR/DECR (5)	2005-2006 TOTAL (6)	2006-2007 INCR/DECR (7)	2006-2007 TOTAL (8)
NET APPROPRIATION	1,761,989	3,284,418	3,284,418	-787,499	2,496,919	-787,499	2,496,919

Fund Detail

14440 DHHS - Division of Social Services

1140 Child Welfare Services

DESCRIPTION (1)	2003-2004 ACTUAL (2)	2004-2005 CERTIFIED (3)	2004-2005 AUTHORIZED (4)	2005-2006 INCR/DECR (5)	2005-2006 TOTAL (6)	2006-2007 INCR/DECR (7)	2006-2007 TOTAL (8)
REQUIREMENTS							
53 1213 SPA REGULAR SALARIES &WA	4,381,354	5,221,124	5,221,124	10,935	5,232,059	10,935	5,232,059
53 1223 SPA TIME LMTD. SAL-UNDES	38,453	132,019	132,019	0	132,019	0	132,019
53 1463 LONGEVITY - UNDESIGNATED	103,382	134,487	134,487	-6,017	128,470	5,861	140,348
53 1513 SOCIAL SECURITY CONTRIBU	337,422	419,842	419,842	372	420,214	1,281	421,123
53 1523 REGULAR RETIREMENT- UNDE	153,820	319,106	319,106	283	319,389	972	320,078
53 1563 MEDICAL INSURANCE CONTRI	341,802	438,438	438,438	858	439,296	858	439,296
53 1625 SHORT TERM DISABILITY BE	16,392	1,879	1,879	0	1,879	0	1,879
53 1631 WORKERS' COMPENSATION	4,072	0	0	4,072	4,072	4,072	4,072
53 1651 COMPENSATION TO BOARD ME	0	5,556	5,556	0	5,556	0	5,556
TOTAL PERSONAL SERVICES	5,376,697	6,672,451	6,672,451	10,503	6,682,954	23,979	6,696,430
53 2110 LEGAL SERVICES	244,045	354,499	354,499	0	354,499	0	354,499
53 2147 SEAT MANAGEMENT SERVICES	0	2,531	2,531	844	3,375	844	3,375
53 2170 ADMINISTRATIVE SERVICE	165,303	1,000	1,000	95,000	96,000	95,000	96,000
53 2199 MISCELLANEOUS CONTRACTUA	588	15,622	15,622	0	15,622	0	15,622
53 2300 REPAIR SERVICES	608	600	600	0	600	0	600
53 2400 MAINTENANCE AGREEMENTS	12,461	15,624	15,624	0	15,624	0	15,624
53 2500 RENTALS/LEASES	112,698	155,283	155,283	0	155,283	0	155,283
53 2700 TRAVEL & EMPLOYEE EXPNS'	281,294	513,412	513,412	1,113	514,525	1,113	514,525
53 2800 COMMUNICATIONS/DATA PROC	221,437	331,379	331,379	350	331,729	350	331,729
53 2900 OTHER SERVICES	11,489	16,434	16,434	0	16,434	0	16,434
TOTAL PURCHASED SERVICES	1,049,923	1,406,384	1,406,384	97,307	1,503,691	97,307	1,503,691
53 3100 GENERAL ADMIN SUPPLIES	145,910	194,782	194,782	125	194,907	125	194,907
53 3300 OILS, LUBRICANTS, FLUIDS	46	0	0	0	0	0	0
53 3700 RESEARCH/EDUCATION SUPPL	0	500	500	0	500	0	500
TOTAL SUPPLIES	145,956	195,282	195,282	125	195,407	125	195,407
53 4500 EQUIPMENT	5,607	15,115	15,115	-2,000	13,115	-2,000	13,115
53 4700 INTANGIBLE ASSETS	0	33	33	0	33	0	33
TOTAL PROPERTY, PLANT & EQUIPMT	5,607	15,148	15,148	-2,000	13,148	-2,000	13,148
53 5100 LEGAL/LICENSES/PERMITS	65,471	28,000	28,000	0	28,000	0	28,000
53 5800 OTHER ADMIN EXPENSES	4,962	17,020	17,020	0	17,020	0	17,020
TOTAL OTHER EXPENSES & ADJUSTMEN	70,433	45,020	45,020	0	45,020	0	45,020

Fund Detail

14440 DHHS - Division of Social Services

1140 Child Welfare Services

DESCRIPTION (1)	2003-2004 ACTUAL (2)	2004-2005 CERTIFIED (3)	2004-2005 AUTHORIZED (4)	2005-2006 INCR/DECR (5)	2005-2006 TOTAL (6)	2006-2007 INCR/DECR (7)	2006-2007 TOTAL (8)
REQUIREMENTS							
53 6239 FAMILY TO FAMILY IV - B	0	105,111	105,111	0	105,111	0	105,111
53 6244 IV-E INDEPENDENT LIVING	131,645	135,000	135,000	0	135,000	0	135,000
53 6266 FINGERPRNTNG/CRIMINAL HI	148,316	193,400	193,400	0	193,400	0	193,400
53 6289 SYSTEM OF CARE GRANT	0	424,499	424,499	0	424,499	0	424,499
53 6291 TRANSITIONAL HOUSING FUN	76,707	90,000	90,000	0	90,000	0	90,000
53 6292 HIGH RISK YOUTH FUNDS	70,253	100,000	100,000	0	100,000	0	100,000
53 6401 CONTRACT -CWS	2,017,442	2,657,269	2,657,269	68,750	2,726,019	68,750	2,726,019
53 6404 CONTRACTS - CAN	205,120	225,488	225,488	0	225,488	0	225,488
53 6406 IV-E TRAINING	-14,783	0	0	0	0	0	0
53 6408 CONTRACT MULTIPLE FUNDED	3,728,826	4,615,423	4,615,423	0	4,615,423	0	4,615,423
53 6409 FAMILY VIOLENCE PREV SVC	1,611,470	2,616,400	2,616,400	0	2,616,400	0	2,616,400
53 6413 ADOPTION CONTRACTS	2,038,732	3,931,792	3,931,792	0	3,931,792	0	3,931,792
53 6419 ADOPTION OPPORTUNITIES P	3,256,642	3,100,000	3,100,000	0	3,100,000	0	3,100,000
53 6420 FAMILY PRESERVATION ON P	8,179,452	9,956,370	9,956,370	0	9,956,370	0	9,956,370
53 6426 COMM FAM RESOURCE GRANT	234,100	256,300	256,300	0	256,300	0	256,300
53 6430 EDUCATION INITIATIVE	411,371	589,000	589,000	0	589,000	0	589,000
53 6609 CHILD CARING INSTITUTION	9,216,420	9,216,424	9,216,424	0	9,216,424	0	9,216,424
53 6638 CHILDRENS HOME SOCIETY O	200,000	200,000	200,000	0	200,000	0	200,000
53 6642 MOUNTAIN YOUTH RESOURCES	50,000	50,000	50,000	0	50,000	0	50,000
53 6643 BIABH-CARING FOR CHILDR	176,631	163,044	163,044	0	163,044	0	163,044
53 6678 AFT. SCH FOR AT RISK	1,761,954	2,692,288	2,692,288	0	2,692,288	0	2,692,288
53 6880 INCENTIVE SCHOLARSHIPS	146,431	160,407	160,407	0	160,407	0	160,407
TOTAL AID & PUBLIC ASSISTANCE	33,646,729	41,478,215	41,478,215	68,750	41,546,965	68,750	41,546,965
53 7170 REDISTRIBUTED COST	5	0	0	0	0	0	0
TOTAL RESERVES	5	0	0	0	0	0	0
53 8010 TRANS TO OSC-DCAP	4,070	0	0	0	0	0	0
53 8901 CASH CARRYFORWARD	171,812	0	0	0	0	0	0
TOTAL INTRAGOVERNMENTAL TRANSACT	175,882	0	0	0	0	0	0

Fund Detail

14440 DHHS - Division of Social Services

1140 Child Welfare Services

DESCRIPTION (1)	2003-2004 ACTUAL (2)	2004-2005 CERTIFIED (3)	2004-2005 AUTHORIZED (4)	2005-2006 INCR/DECR (5)	2005-2006 TOTAL (6)	2006-2007 INCR/DECR (7)	2006-2007 TOTAL (8)
TOTAL REQUIREMENTS	40,471,232	49,812,500	49,812,500	174,685	49,987,185	188,161	50,000,661

ESTIMATED RECEIPTS							

43 2996 PROVIDER MATCH DEDUCTED	1,415,317	1,675,624	1,675,624	0	1,675,624	0	1,675,624
43 5600 REGION FOUR WORKSHOP FEE	1,608	0	0	0	0	0	0
43 7990 OTHER MISC REV-PROGRAM	19,858	0	0	0	0	0	0
43 7994 RETURNED CHECK FEE	25	0	0	0	0	0	0
43 81J1 TRANS 14440 DSS	238,131	348,244	348,244	0	348,244	0	348,244
43 81J2 TRANS 24441 DSS	24,241	85,234	85,234	0	85,234	0	85,234
43 81J3 TRANS 64440 DSS	131,795	135,000	135,000	0	135,000	0	135,000
43 81K1 TRANS FM 14445 DMA	111,412	31	0	0	0	0	0
43 81L1 TRANS FM 14450 DSB/DHH	283,000	0	0	0	0	0	0
53 886C TITLE XIX-FED SHARE ONLY	111,418	133,554	133,523	1,383	134,906	1,494	135,017
53 887E CHILD SUPPORT ENF	1	4	4	0	4	0	4
53 887F CHILD WELFARE	2,186,412	2,284,633	2,286,518	2,509	2,289,027	2,509	2,289,027
53 887G CWS-FAMILY PRESERV SVCS	7,441,482	10,604,577	10,604,722	0	10,604,722	0	10,604,722
53 887J REFUGEE CASH & MED ASSIS	31,937	32,138	32,138	275	32,413	323	32,461
53 887K IV-E FC ASSIST PAYMENTS	1,122,332	2,617,853	2,617,805	-1,257,266	1,360,539	-1,255,743	1,362,062
53 887L IV-E ADOPTION SUBS PMTS	488,724	689,628	689,656	-561	689,095	-379	689,277
53 887N INDEPENDENT LIVING	539,116	630,747	630,733	465	631,198	465	631,198
53 887Q SSBG	625,226	552,627	550,903	0	550,903	0	550,903
53 887V FAMILY VIOL. PREV	1,367,833	2,165,908	2,165,908	439	2,166,347	439	2,166,347
53 887W CHILD ABUSE & SVC	702,158	766,403	766,403	0	766,403	0	766,403
53 888C FOOD STAMPS-USDA	203,339	274,501	274,291	-580	273,711	-399	273,892
53 888E COMM-BASED FAM RES GRANT	633,169	740,184	740,184	0	740,184	0	740,184
53 888K TANF	7,722,677	8,370,721	8,370,721	0	8,370,721	0	8,370,721
53 888U CHAFEE EDUC TNG VOUC	395,337	578,400	578,400	0	578,400	0	578,400
53 888X ICWO-SOC GRANT	3,047	500,000	500,000	0	500,000	0	500,000
43 8901 TRF FR PREV. FISCAL YEAR	166,319	0	0	0	0	0	0

TOTAL RECEIPTS	25,965,914	33,186,011	33,186,011	-1,253,336	31,932,675	-1,251,291	31,934,720

NET APPROPRIATION	14,505,318	16,626,489	16,626,489	1,428,021	18,054,510	1,439,452	18,065,941

Fund Detail

14440 DHHS - Division of Social Services

1170 Refugee Assistance Programs

DESCRIPTION (1)	2003-2004 ACTUAL (2)	2004-2005 CERTIFIED (3)	2004-2005 AUTHORIZED (4)	2005-2006 INCR/DECR (5)	2005-2006 TOTAL (6)	2006-2007 INCR/DECR (7)	2006-2007 TOTAL (8)
REQUIREMENTS							
53 1213 SPA REGULAR SALARIES &WA	275,951	174,513	174,513	0	174,513	0	174,513
53 1463 LONGEVITY - UNDESIGNATED	7,025	3,511	3,511	584	4,095	584	4,095
53 1513 SOCIAL SECURITY CONTRIBU	20,857	13,620	13,620	45	13,665	45	13,665
53 1523 REGULAR RETIREMENT- UNDE	9,677	10,352	10,352	34	10,386	34	10,386
53 1563 MEDICAL INSURANCE CONTRI	19,695	13,728	13,728	0	13,728	0	13,728
53 1631 WORKERS' COMPENSATION	151	0	0	0	0	0	0
TOTAL PERSONAL SERVICES	333,356	215,724	215,724	663	216,387	663	216,387
53 2170 ADMINISTRATIVE SERVICE	24,367	0	0	0	0	0	0
53 2199 MISCELLANEOUS CONTRACTUA	0	1,500	1,500	0	1,500	0	1,500
53 2500 RENTALS/LEASES	4,287	18,538	18,538	0	18,538	0	18,538
53 2700 TRAVEL & EMPLOYEE EXPNS'	23,733	30,343	30,343	0	30,343	0	30,343
53 2800 COMMUNICATIONS/DATA PROC	3,113	3,850	3,850	0	3,850	0	3,850
53 2900 OTHER SERVICES	1,875	58	58	0	58	0	58
TOTAL PURCHASED SERVICES	57,375	54,289	54,289	0	54,289	0	54,289
53 3100 GENERAL ADMIN SUPPLIES	1,832	2,263	2,263	0	2,263	0	2,263
53 3700 RESEARCH/EDUCATION SUPPL	0	150	150	0	150	0	150
TOTAL SUPPLIES	1,832	2,413	2,413	0	2,413	0	2,413
53 4500 EQUIPMENT	4,428	250	250	0	250	0	250
TOTAL PROPERTY, PLANT & EQUIPMT	4,428	250	250	0	250	0	250
53 5800 OTHER ADMIN EXPENSES	692	100	100	0	100	0	100
TOTAL OTHER EXPENSES & ADJUSTMEN	692	100	100	0	100	0	100
53 6403 CONTRACT - REFUGEE SVCS	2,561,263	3,091,844	3,091,844	0	3,091,844	0	3,091,844
53 6409 FAMILY VIOLENCE PREV SVC	979,108	0	0	0	0	0	0
TOTAL AID & PUBLIC ASSISTANCE	3,540,371	3,091,844	3,091,844	0	3,091,844	0	3,091,844
53 7170 REDISTRIBUTED COST	-1	0	0	0	0	0	0
TOTAL RESERVES	-1	0	0	0	0	0	0
53 8010 TRANS TO OSC-DCAP	319	0	0	0	0	0	0

Fund Detail

14440 DHHS - Division of Social Services

1170 Refugee Assistance Programs

DESCRIPTION (1)	2003-2004 ACTUAL (2)	2004-2005 CERTIFIED (3)	2004-2005 AUTHORIZED (4)	2005-2006 INCR/DECR (5)	2005-2006 TOTAL (6)	2006-2007 INCR/DECR (7)	2006-2007 TOTAL (8)
REQUIREMENTS							

TOTAL INTRAGOVERNMENTAL TRANSCRIPT	319	0	0	0	0	0	0

TOTAL REQUIREMENTS	3,938,372	3,364,620	3,364,620	663	3,365,283	663	3,365,283

ESTIMATED RECEIPTS							

43 2996 PROVIDER MATCH DEDUCTED	200,866	0	0	0	0	0	0
53 886C TITLE XIX-FED SHARE ONLY	56,762	0	0	0	0	0	0
53 887J REFUGEE CASH & MED ASSIS	170,558	223,816	223,816	663	224,479	663	224,479
53 887Q SSBG	63,745	0	0	0	0	0	0
53 887T REFUGEE-UNANTICIPATED AR	344,459	568,893	568,893	0	568,893	0	568,893
53 887V FAMILY VIOL. PREV	778,242	0	0	0	0	0	0
53 887Z REFUGEE SOCIAL SERVICES	1,259,019	1,434,246	1,434,246	0	1,434,246	0	1,434,246
53 888C FOOD STAMPS-USDA	1,940	0	0	0	0	0	0
53 888Q RAP RESETTLMNT ELDERLY G	170,284	161,962	161,962	0	161,962	0	161,962
53 888R REFUGEE TAG FORMULA	356,200	354,021	354,021	0	354,021	0	354,021
53 888S REFUGEE TARGETED ASST	444,764	571,682	571,682	0	571,682	0	571,682
53 888W CUBAN-HAITIAN REFUGEE	10,382	50,000	50,000	0	50,000	0	50,000

TOTAL RECEIPTS	3,857,221	3,364,620	3,364,620	663	3,365,283	663	3,365,283

NET APPROPRIATION	81,151	0	0	0	0	0	0

Fund Detail

14440 DHHS - Division of Social Services

1180 Aid to Counties

DESCRIPTION (1)	2003-2004 ACTUAL (2)	2004-2005 CERTIFIED (3)	2004-2005 AUTHORIZED (4)	2005-2006 INCR/DECR (5)	2005-2006 TOTAL (6)	2006-2007 INCR/DECR (7)	2006-2007 TOTAL (8)
REQUIREMENTS							
53 6172 CO.FRAUD RECOVERY-	42,166	95,491	95,491	0	95,491	0	95,491
53 6173 TANF FRAUD RECOVERY	414,605	664,657	664,657	0	664,657	0	664,657
53 6175 ADOPTION/FOSTER CA	2,274,352	2,501,151	2,501,151	0	2,501,151	0	2,501,151
53 6202 ELIGIBILITY WORKERS	5,547,225	3,365,613	3,365,613	0	3,365,613	0	3,365,613
53 6203 IV-E FOSTER CARE	9,883,599	4,757,554	4,757,554	0	4,757,554	0	4,757,554
53 6205 LIEAP	4,049,416	3,505,923	3,505,923	0	3,505,923	0	3,505,923
53 6206 IV-E FC OPTIONAL FUNDING	0	12,363	12,363	0	12,363	0	12,363
53 6207 IV-E FC OPTIONAL FUNDING	5,011,429	4,800,643	4,800,643	0	4,800,643	0	4,800,643
53 6209 SPEC ASSISTANCE - ADULTS	4,315,283	4,333,410	4,333,410	0	4,333,410	0	4,333,410
53 6211 REFUGEE ASSISTANCE	48,220	107,827	107,827	0	107,827	0	107,827
53 6212 MA TRANSPORT	764,978	759,788	759,788	0	759,788	0	759,788
53 6214 MEDICAL ASSISTANCE	22,846,824	22,681,407	22,681,407	0	22,681,407	0	22,681,407
53 6215 FOOD ASSISTANCE	80,537,445	80,146,767	80,146,767	0	80,146,767	0	80,146,767
53 6216 FOOD ASSISTANCE FRAUD	3,549,033	3,686,001	3,686,001	0	3,686,001	0	3,686,001
53 6217 ACH RES ASSESS WKERS	327	119	119	0	119	0	119
53 6218 FOOD STAMP E&T OP REG PR	0	169	169	0	169	0	169
53 6223 SSBG	18,129,870	17,079,647	17,079,647	0	17,079,647	0	17,079,647
53 6224 SVCS FR SOC SVCS BLOCK G	939,386	600,000	600,000	0	600,000	0	600,000
53 6225 CHORE SERVICES	852,132	2,377,349	2,377,349	0	2,377,349	0	2,377,349
53 6226 HOMEMAKER	90,850	252,234	252,234	0	252,234	0	252,234
53 6227 PREPARE & DELIVERY MEALS	0	6,000	6,000	0	6,000	0	6,000
53 6229 ADULT DAY CARE	19,854	19,368	19,368	0	19,368	0	19,368
53 6230 HOUSE & HOME IMPROVEMENT	8,652	43,093	43,093	0	43,093	0	43,093
53 6231 PROTECTIVE SERVICES - ST	951,148	1,011,236	1,011,236	0	1,011,236	0	1,011,236
53 6233 INHOME CASE MANAGEMENT	1,238,351	1,169,945	1,169,945	0	1,169,945	0	1,169,945
53 6236 SPEC PERM PLANNING	710,790	1,692,856	1,692,856	0	1,692,856	0	1,692,856
53 6237 PERM PLANNING	4,019,916	4,225,196	4,225,196	0	4,225,196	0	4,225,196
53 6239 FAMILY TO FAMILY IV - B	733,767	822,827	822,827	0	822,827	0	822,827
53 6244 IV-E INDEPENDENT LIVING	588,483	1,313,660	1,313,660	0	1,313,660	0	1,313,660
53 6248 DCD SMART START	642,770	1,117,009	1,117,009	0	1,117,009	0	1,117,009
53 6249 CHILD SUPPORT ENFORCEMENT	65,862,751	66,165,339	66,165,339	0	66,165,339	0	66,165,339
53 6250 WORK FIRST BLOCK GR	27,745,071	28,566,506	28,566,506	0	28,566,506	0	28,566,506
53 6253 FOOD STAMP WORKFARE NON-	10,745	46,506	46,506	0	46,506	0	46,506
53 6257 ADOLESCENT PARENTING	260,797	515,793	515,793	0	515,793	0	515,793
53 6258 STATE AID TO COUNTIES	5,473,985	5,473,985	5,473,985	0	5,473,985	0	5,473,985
53 6259 STATE AID - DAY CARE COO	4,115,551	5,093,916	5,093,916	0	5,093,916	0	5,093,916
53 6262 CPS - STATE	0	4,023,400	4,023,400	0	4,023,400	0	4,023,400
53 6263 COUNTY EXPEN - NONREIMB	13,258,986	13,421,744	13,421,744	0	13,421,744	0	13,421,744
53 6264 DOM CARE CASE MGMT	708,545	538,498	538,498	0	538,498	0	538,498
53 6267 FAMILY PRESERVATION- STA	54,572	20,000	20,000	0	20,000	0	20,000
53 6270 FOOD STAMP WORK FAIR	17,501	14,400	14,400	0	14,400	0	14,400

Fund Detail

14440 DHHS - Division of Social Services

1180 Aid to Counties

DESCRIPTION (1)	2003-2004 ACTUAL (2)	2004-2005 CERTIFIED (3)	2004-2005 AUTHORIZED (4)	2005-2006 INCR/DECR (5)	2005-2006 TOTAL (6)	2006-2007 INCR/DECR (7)	2006-2007 TOTAL (8)
REQUIREMENTS							
53 6279 TANF SVS XCS 100% CTY	0	12,000	12,000	0	12,000	0	12,000
53 6280 ADULT HOME SPECIALISTS	1,877,119	464,450	464,450	0	464,450	0	464,450
53 6281 EBT ISSUANCE	127,600	162,092	162,092	0	162,092	0	162,092
53 6282 EBT TRAINING	710,424	709,936	709,936	0	709,936	0	709,936
53 6285 F.S. E&T ABAWD	8,813	11,075	11,075	0	11,075	0	11,075
53 6287 STATE IN-HOME 17 UNDER	91,224	216,810	216,810	0	216,810	0	216,810
53 6290 HEALTH CHOICE-CO ADMIN	3,474,745	2,961,237	2,961,237	0	2,961,237	0	2,961,237
53 6294 HOUSING INITIATIVE	0	40,600	40,600	0	40,600	0	40,600
53 6299 INDIAN STATE ADMIN	0	0	0	50,000	50,000	60,000	60,000
53 6419 ADOPTION OPPORTUNITIES P	0	86,200	86,200	0	86,200	0	86,200
53 6907 COST RECOV COLLECT ST-OP	-99,537	0	0	0	0	0	0
53 6996 ELECTING COUNTIES CASH	1,747	0	0	0	0	0	0
TOTAL AID & PUBLIC ASSISTANCE	291,911,510	291,693,790	291,693,790	50,000	291,743,790	60,000	291,753,790
TOTAL REQUIREMENTS	291,911,510	291,693,790	291,693,790	50,000	291,743,790	60,000	291,753,790
ESTIMATED RECEIPTS							
43 2205 LOCAL PARTICIPATION	146,577,856	147,006,927	147,006,927	0	147,006,927	0	147,006,927
43 81C1 TRANS FM 14430 DPH	0	3,178	3,178	0	3,178	0	3,178
43 81F1 TRANS FM 14420 DCD	639,986	688,536	688,536	0	688,536	0	688,536
43 81J3 TRANS 64440 DSS	36,890	39,579	39,579	0	39,579	0	39,579
53 882E CHILD CARE DEV FUND ADMI	1,764,571	1,979,261	1,979,261	0	1,979,261	0	1,979,261
53 886C TITLE XIX-FED SHARE ONLY	15,565,508	13,029,288	13,029,288	0	13,029,288	0	13,029,288
53 886D HEALTH CHOICE FED.	2,570,745	2,153,070	2,153,070	0	2,153,070	0	2,153,070
53 887E CHILD SUPPORT ENF	43,441,569	43,721,619	43,721,619	0	43,721,619	0	43,721,619
53 887F CHILD WELFARE	479,989	483,276	483,276	0	483,276	0	483,276
53 887G CWS-FAMILY PRESERV SVCS	54,572	20,000	20,000	0	20,000	0	20,000
53 887J REFUGEE CASH & MED ASSIS	48,220	107,827	107,827	0	107,827	0	107,827
53 887K IV-E FC ASSIST PAYMENTS	7,668,391	5,037,917	5,037,917	0	5,037,917	0	5,037,917
53 887N INDEPENDENT LIVING	167,563	172,000	172,000	0	172,000	0	172,000
53 887P LOW INCOME ENERGY	2,522,322	1,803,923	1,803,923	0	1,803,923	0	1,803,923
53 887Q SSBG	2,535,421	3,145,859	3,145,859	0	3,145,859	0	3,145,859
53 888C FOOD STAMPS-USDA	42,476,440	42,386,894	42,386,894	0	42,386,894	0	42,386,894
53 888F F/S WORKFARE COST	17,501	14,400	14,400	0	14,400	0	14,400
53 888K TANF	14,553,871	15,325,327	15,325,327	0	15,325,327	0	15,325,327

Fund Detail

14440 DHHS - Division of Social Services

1180 Aid to Counties

DESCRIPTION (1)	2003-2004 ACTUAL (2)	2004-2005 CERTIFIED (3)	2004-2005 AUTHORIZED (4)	2005-2006 INCR/DECR (5)	2005-2006 TOTAL (6)	2006-2007 INCR/DECR (7)	2006-2007 TOTAL (8)

TOTAL RECEIPTS	281,121,415	277,118,881	277,118,881	0	277,118,881	0	277,118,881

NET APPROPRIATION	10,790,095	14,574,909	14,574,909	50,000	14,624,909	60,000	14,634,909

Fund Detail

14440 DHHS - Division of Social Services

1210 Refugee Assistance Payments

DESCRIPTION (1)	2003-2004 ACTUAL (2)	2004-2005 CERTIFIED (3)	2004-2005 AUTHORIZED (4)	2005-2006 INCR/DECR (5)	2005-2006 TOTAL (6)	2006-2007 INCR/DECR (7)	2006-2007 TOTAL (8)
REQUIREMENTS							
53 6127 REFUGEE ASSIST PYMTS	210,775	772,630	772,630	0	772,630	0	772,630
53 6128 REFUGEE MEDICAL ASSIST P	0	70	70	0	70	0	70
TOTAL AID & PUBLIC ASSISTANCE	210,775	772,700	772,700	0	772,700	0	772,700
TOTAL REQUIREMENTS	210,775	772,700	772,700	0	772,700	0	772,700
ESTIMATED RECEIPTS							
53 887J REFUGEE CASH & MED ASSIS	210,775	772,700	772,700	0	772,700	0	772,700
TOTAL RECEIPTS	210,775	772,700	772,700	0	772,700	0	772,700
NET APPROPRIATION	0	0	0	0	0	0	0

Fund Detail

14440 DHHS - Division of Social Services

1220 Work First Family Assistance

DESCRIPTION (1)	2003-2004 ACTUAL (2)	2004-2005 CERTIFIED (3)	2004-2005 AUTHORIZED (4)	2005-2006 INCR/DECR (5)	2005-2006 TOTAL (6)	2006-2007 INCR/DECR (7)	2006-2007 TOTAL (8)
REQUIREMENTS							
53 6106 AFDC - UP PYMTS	-11,231	0	0	0	0	0	0
53 6107 AFDC PAYMENTS	-448,288	0	0	0	0	0	0
53 6115 FSA CHILD CARE	-1,891	0	0	0	0	0	0
53 6136 UNADJUSTED REF FROM COUN	1	0	0	0	0	0	0
53 6138 TANF BENEFIT PAYMENTS	116,745,133	133,872,190	133,872,190	0	133,872,190	0	133,872,190
53 6142 TANF UNADJ REFUND FOR CO	-13	0	0	0	0	0	0
53 6144 TANF UP PYMTS	4,374,848	4,800,000	4,800,000	0	4,800,000	0	4,800,000
TOTAL AID & PUBLIC ASSISTANCE	120,658,559	138,672,190	138,672,190	0	138,672,190	0	138,672,190
TOTAL REQUIREMENTS	120,658,559	138,672,190	138,672,190	0	138,672,190	0	138,672,190
ESTIMATED RECEIPTS							
43 2200 COUNTY FUNDS	37,565	0	0	0	0	0	0
43 2996 PROVIDER MATCH DEDUCTED	-356	0	0	0	0	0	0
53 882E CHILD CARE DEV FUND ADMI	-886	0	0	0	0	0	0
53 887B AFDC INCOME PAYMENTS	-299,114	0	0	0	0	0	0
53 888K TANF	98,200,974	119,841,508	119,841,508	0	119,841,508	0	119,841,508
TOTAL RECEIPTS	97,938,183	119,841,508	119,841,508	0	119,841,508	0	119,841,508
NET APPROPRIATION	22,720,376	18,830,682	18,830,682	0	18,830,682	0	18,830,682

Fund Detail

14440 DHHS - Division of Social Services

1230 Special Assistance for Adults

DESCRIPTION (1)	2003-2004 ACTUAL (2)	2004-2005 CERTIFIED (3)	2004-2005 AUTHORIZED (4)	2005-2006 INCR/DECR (5)	2005-2006 TOTAL (6)	2006-2007 INCR/DECR (7)	2006-2007 TOTAL (8)
REQUIREMENTS							
53 6125 DOMICILIARY CARE PYMTS	134,318,845	133,868,991	133,868,991	1,954,014	135,823,005	2,665,251	136,534,242
53 6136 UNADJUSTED REF FROM COUN	-9,853	0	0	0	0	0	0
TOTAL AID & PUBLIC ASSISTANCE	134,308,992	133,868,991	133,868,991	1,954,014	135,823,005	2,665,251	136,534,242
TOTAL REQUIREMENTS	134,308,992	133,868,991	133,868,991	1,954,014	135,823,005	2,665,251	136,534,242
ESTIMATED RECEIPTS							
43 2200 COUNTY FUNDS	67,150,513	66,934,494	66,934,494	977,007	67,911,501	1,332,625	68,267,119
TOTAL RECEIPTS	67,150,513	66,934,494	66,934,494	977,007	67,911,501	1,332,625	68,267,119
NET APPROPRIATION	67,158,479	66,934,497	66,934,497	977,007	67,911,504	1,332,626	68,267,123

Fund Detail

14440 DHHS - Division of Social Services

1240 Energy Assistance

DESCRIPTION (1)	2003-2004 ACTUAL (2)	2004-2005 CERTIFIED (3)	2004-2005 AUTHORIZED (4)	2005-2006 INCR/DECR (5)	2005-2006 TOTAL (6)	2006-2007 INCR/DECR (7)	2006-2007 TOTAL (8)
REQUIREMENTS							
53 6124 LIEAP PAYMENTS	15,721,407	12,775,323	12,775,323	0	12,775,323	0	12,775,323
TOTAL AID & PUBLIC ASSISTANCE	15,721,407	12,775,323	12,775,323	0	12,775,323	0	12,775,323
TOTAL REQUIREMENTS	15,721,407	12,775,323	12,775,323	0	12,775,323	0	12,775,323
ESTIMATED RECEIPTS							
43 2200 COUNTY FUNDS	165	0	0	0	0	0	0
53 887P LOW INCOME ENERGY	15,721,242	12,775,323	12,775,323	0	12,775,323	0	12,775,323
TOTAL RECEIPTS	15,721,407	12,775,323	12,775,323	0	12,775,323	0	12,775,323
NET APPROPRIATION	0	0	0	0	0	0	0

Fund Detail

14440 DHHS - Division of Social Services

1250 Adoption Assistance

DESCRIPTION (1)	2003-2004 ACTUAL (2)	2004-2005 CERTIFIED (3)	2004-2005 AUTHORIZED (4)	2005-2006 INCR/DECR (5)	2005-2006 TOTAL (6)	2006-2007 INCR/DECR (7)	2006-2007 TOTAL (8)
REQUIREMENTS							
53 6111 NON-RECURRING ADOPTION C	491,264	539,694	539,694	0	539,694	0	539,694
53 6112 VENDOR PYMT - MEDICAL	1,871,201	2,033,519	2,033,519	0	2,033,519	0	2,033,519
53 6113 VENDOR PYMT - THERAPEUTI	2,459,531	2,836,009	2,836,009	0	2,836,009	0	2,836,009
53 6129 ADOPTION SUBSIDY PYMT	52,071,123	57,235,678	57,235,678	0	57,235,678	0	57,235,678
53 6130 RETRO-ADOPTION ASSIST PY	522,055	526,667	526,667	0	526,667	0	526,667
53 6132 IV-E HIV ADOPTION ASSIST	338,800	551,198	551,198	0	551,198	0	551,198
53 6133 IV-B HIV ADOPTION ASSIST	800	54,000	54,000	0	54,000	0	54,000
53 6134 IV-B HIV ADOPTION ASSIST	70,600	101,808	101,808	0	101,808	0	101,808
53 6419 ADOPTION OPPORTUNITIES P	1,055,478	0	0	0	0	0	0
TOTAL AID & PUBLIC ASSISTANCE	58,880,852	63,878,573	63,878,573	0	63,878,573	0	63,878,573
TOTAL REQUIREMENTS	58,880,852	63,878,573	63,878,573	0	63,878,573	0	63,878,573
ESTIMATED RECEIPTS							
43 2200 COUNTY FUNDS	11,236,533	13,376,810	13,376,810	0	13,376,810	0	13,376,810
53 887F CHILD WELFARE	1,718,897	1,733,916	1,733,916	0	1,733,916	0	1,733,916
53 887L IV-E ADOPTION SUBS PMTS	23,310,340	23,372,854	23,372,854	0	23,372,854	0	23,372,854
53 888T ADOPTION INCENTIVE PROGR	1,300,329	0	0	0	0	0	0
TOTAL RECEIPTS	37,566,099	38,483,580	38,483,580	0	38,483,580	0	38,483,580
NET APPROPRIATION	21,314,753	25,394,993	25,394,993	0	25,394,993	0	25,394,993

Fund Detail

14440 DHHS - Division of Social Services

1260 Foster Care Assistance

DESCRIPTION (1)	2003-2004 ACTUAL (2)	2004-2005 CERTIFIED (3)	2004-2005 AUTHORIZED (4)	2005-2006 INCR/DECR (5)	2005-2006 TOTAL (6)	2006-2007 INCR/DECR (7)	2006-2007 TOTAL (8)
REQUIREMENTS							
53 6116 FOSTER CARE AT-RISK	1,908,169	1,934,259	1,934,259	0	1,934,259	0	1,934,259
53 6117 IV-E FOSTER CARE PAYMENT	14,888,124	13,695,720	13,695,720	0	13,695,720	0	13,695,720
53 6118 IV-E F/C PYMTS OVER STAT	10,462,696	10,125,638	10,125,638	0	10,125,638	0	10,125,638
53 6120 IV-E F/C PYMTS- CCI	24,936,123	27,418,982	27,418,982	0	27,418,982	0	27,418,982
53 6121 HIV FOSTER CARE	40,129	216,946	216,946	0	216,946	0	216,946
53 6122 STATE HIV FOSTER CARE	158,382	208,259	208,259	0	208,259	0	208,259
53 6135 BOARDING HOME PYMT	12,130,181	13,932,096	13,932,096	0	13,932,096	0	13,932,096
53 6145 TANF-EA FOSTER CARE	397,605	397,603	397,603	0	397,603	0	397,603
53 6146 TANF-EA PYMTS OVER STATE	631,426	632,000	632,000	0	632,000	0	632,000
53 6150 GUARDIANSHIP PAYMENTS	73,975	75,000	75,000	0	75,000	0	75,000
TOTAL AID & PUBLIC ASSISTANCE	65,626,810	68,636,503	68,636,503	0	68,636,503	0	68,636,503
TOTAL REQUIREMENTS	65,626,810	68,636,503	68,636,503	0	68,636,503	0	68,636,503
ESTIMATED RECEIPTS							
43 2200 COUNTY FUNDS	10,563,109	12,028,230	12,028,230	0	12,028,230	0	12,028,230
43 2205 LOCAL PARTICIPATION	3,894,386	3,764,505	3,764,505	0	3,764,505	0	3,764,505
43 2996 PROVIDER MATCH DEDUCTED	9,280,586	10,130,940	10,130,940	0	10,130,940	0	10,130,940
43 81J4 TRANS 64441 DSS	928,791	932,000	932,000	0	932,000	0	932,000
53 887K IV-E FC ASSIST PAYMENTS	31,643,106	31,473,123	31,473,123	0	31,473,123	0	31,473,123
53 888K TANF	0	1,500,000	1,500,000	0	1,500,000	0	1,500,000
TOTAL RECEIPTS	56,309,978	59,828,798	59,828,798	0	59,828,798	0	59,828,798
NET APPROPRIATION	9,316,832	8,807,705	8,807,705	0	8,807,705	0	8,807,705

Fund Detail

14440 DHHS - Division of Social Services

1280 County Public Assistance Payments

DESCRIPTION (1)	2003-2004 ACTUAL (2)	2004-2005 CERTIFIED (3)	2004-2005 AUTHORIZED (4)	2005-2006 INCR/DECR (5)	2005-2006 TOTAL (6)	2006-2007 INCR/DECR (7)	2006-2007 TOTAL (8)
REQUIREMENTS							
53 6242 CRISIS INTERVENTION PYMT	13,556,188	9,192,927	9,192,927	0	9,192,927	0	9,192,927
53 6252 WAKE ELECTRIC ROUNDUP	15,456	0	0	0	0	0	0
53 6255 CP&L PROJECT SHARE	575,961	622,786	622,786	0	622,786	0	622,786
TOTAL AID & PUBLIC ASSISTANCE	14,147,605	9,815,713	9,815,713	0	9,815,713	0	9,815,713
TOTAL REQUIREMENTS	14,147,605	9,815,713	9,815,713	0	9,815,713	0	9,815,713
ESTIMATED RECEIPTS							
43 2205 LOCAL PARTICIPATION	85,645	0	0	0	0	0	0
43 81J2 TRANS 24441 DSS	15,456	0	0	0	0	0	0
43 81J3 TRANS 64440 DSS	536,162	0	0	0	0	0	0
43 81J4 TRANS 64441 DSS	0	622,786	622,786	0	622,786	0	622,786
53 887P LOW INCOME ENERGY	13,510,341	9,192,927	9,192,927	0	9,192,927	0	9,192,927
TOTAL RECEIPTS	14,147,604	9,815,713	9,815,713	0	9,815,713	0	9,815,713
NET APPROPRIATION	1	0	0	0	0	0	0

Fund Detail

14440 DHHS - Division of Social Services

1310 Transfers to Other State Agencies

DESCRIPTION (1)	2003-2004 ACTUAL (2)	2004-2005 CERTIFIED (3)	2004-2005 AUTHORIZED (4)	2005-2006 INCR/DECR (5)	2005-2006 TOTAL (6)	2006-2007 INCR/DECR (7)	2006-2007 TOTAL (8)
REQUIREMENTS							
53 81C1 TRF TO B/C 14430 DPH	363,158	0	0	0	0	0	0
53 81P1 TRF TO B/C 14460 DMH	313,935	0	0	0	0	0	0
53 819A TRF TO B/C 14100 ADMIN	18,303	225,350	225,350	0	225,350	0	225,350
53 819B TRF TO B/C 14600 COM	50,000	0	0	0	0	0	0
53 819E TRANS TO DEPT OF LABOR	0	180,000	180,000	0	180,000	0	180,000
53 819N TRF TO B/C 24650 ESC	7,688,895	6,869,172	6,869,172	0	6,869,172	0	6,869,172
53 819R TRF TO B/C 14060 OJJ	2,293,454	2,860,538	2,860,538	0	2,860,538	0	2,860,538
53 819Z COMM. COLL. CAREER START	2,600	0	0	0	0	0	0
TOTAL INTRAGOVERNMENTAL TRANSACT	10,730,345	10,135,060	10,135,060	0	10,135,060	0	10,135,060
TOTAL REQUIREMENTS	10,730,345	10,135,060	10,135,060	0	10,135,060	0	10,135,060
ESTIMATED RECEIPTS							
43 2996 PROVIDER MATCH DEDUCTED	3,684,439	3,365,067	3,365,067	0	3,365,067	0	3,365,067
43 81J1 TRANS 14440 DSS	220,510	170,510	170,510	0	170,510	0	170,510
53 887F CHILD WELFARE	32,859	80,349	80,349	0	80,349	0	80,349
53 887P LOW INCOME ENERGY	28,383	54,840	54,840	0	54,840	0	54,840
53 887Q SSBG	-7,560	0	0	0	0	0	0
53 888C FOOD STAMPS-USDA	4,005,924	3,502,971	3,502,971	0	3,502,971	0	3,502,971
53 888K TANF	2,249,642	2,929,642	2,929,642	0	2,929,642	0	2,929,642
TOTAL RECEIPTS	10,214,197	10,103,379	10,103,379	0	10,103,379	0	10,103,379
NET APPROPRIATION	516,148	31,681	31,681	0	31,681	0	31,681

Fund Detail

14440 DHHS - Division of Social Services

1410 State Purchase of Service

DESCRIPTION (1)	2003-2004 ACTUAL (2)	2004-2005 CERTIFIED (3)	2004-2005 AUTHORIZED (4)	2005-2006 INCR/DECR (5)	2005-2006 TOTAL (6)	2006-2007 INCR/DECR (7)	2006-2007 TOTAL (8)
REQUIREMENTS							
53 6411 CME CONTRACT	1,091,854	1,103,343	1,103,343	0	1,103,343	0	1,103,343
53 6422 SSBG-EZ/EC- CITY OF CHAR	307,164	0	0	0	0	0	0
53 6423 SSBG-EZ/EC- LUMBER COUNC	507,664	0	0	0	0	0	0
53 6424 SSBG-EZ/EC- CITY OF ROCK	65,924	0	0	0	0	0	0
53 6601 MATERNITY HOME PAYMENTS	1,114,683	1,232,946	1,232,946	0	1,232,946	0	1,232,946
53 6602 ABORTION FUND PAYMENTS	0	50,000	50,000	0	50,000	0	50,000
TOTAL AID & PUBLIC ASSISTANCE	3,087,289	2,386,289	2,386,289	0	2,386,289	0	2,386,289
53 8901 CASH CARRYFORWARD	83,000	0	0	0	0	0	0
TOTAL INTRAGOVERNMENTAL TRANSACT	83,000	0	0	0	0	0	0
TOTAL REQUIREMENTS	3,170,289	2,386,289	2,386,289	0	2,386,289	0	2,386,289
ESTIMATED RECEIPTS							
53 887F CHILD WELFARE	207,515	312,444	312,444	0	312,444	0	312,444
53 887Q SSBG	322,189	242,588	242,588	0	242,588	0	242,588
53 887R URBAN & RURAL ENTERPRISE	880,752	0	0	0	0	0	0
53 887W CHILD ABUSE & SVC	71,046	73,064	73,064	0	73,064	0	73,064
53 888K TANF	837,997	838,000	838,000	0	838,000	0	838,000
TOTAL RECEIPTS	2,319,499	1,466,096	1,466,096	0	1,466,096	0	1,466,096
NET APPROPRIATION	850,790	920,193	920,193	0	920,193	0	920,193

Fund Detail

14440 DHHS - Division of Social Services

1480 County Services Program

DESCRIPTION (1)	2003-2004 ACTUAL (2)	2004-2005 CERTIFIED (3)	2004-2005 AUTHORIZED (4)	2005-2006 INCR/DECR (5)	2005-2006 TOTAL (6)	2006-2007 INCR/DECR (7)	2006-2007 TOTAL (8)
REQUIREMENTS							
53 6145 TANF-EA FOSTER CARE	1,271,449	1,500,000	1,500,000	0	1,500,000	0	1,500,000
53 6146 TANF-EA PYMTS OVER STATE	1,742,692	1,700,000	1,700,000	0	1,700,000	0	1,700,000
53 6175 ADOPTION/FOSTER CA	14,140,978	16,684,224	16,684,224	0	16,684,224	0	16,684,224
53 6202 ELIGIBILITY WORKERS	11,354,905	0	0	0	0	0	0
53 6203 IV-E FOSTER CARE	25,175,507	22,717,025	22,717,025	0	22,717,025	0	22,717,025
53 6207 IV-E FC OPTIONAL FUNDING	23,401,044	23,106,477	23,106,477	0	23,106,477	0	23,106,477
53 6212 MA TRANSPORT	7,875,163	7,772,240	7,772,240	0	7,772,240	0	7,772,240
53 6214 MEDICAL ASSISTANCE	112,058,964	109,442,506	109,442,506	0	109,442,506	0	109,442,506
53 6217 ACH RES ASSESS WKERS	2,451	926	926	0	926	0	926
53 6224 SVCS FR SOC SVCS BLOCK G	32,758,661	33,985,740	33,985,740	0	33,985,740	0	33,985,740
53 6225 CHORE SERVICES	4,550,454	2,921,944	2,921,944	0	2,921,944	0	2,921,944
53 6226 HOMEMAKER	232,795	369,080	369,080	0	369,080	0	369,080
53 6227 PREPARE & DELIVERY MEALS	55,718	54,811	54,811	0	54,811	0	54,811
53 6229 ADULT DAY CARE	3,268,276	3,922,370	3,922,370	0	3,922,370	0	3,922,370
53 6230 HOUSE & HOME IMPROVEMENT	39,402	82,001	82,001	0	82,001	0	82,001
53 6231 PROTECTIVE SERVICES - ST	1,708,969	1,700,000	1,700,000	0	1,700,000	0	1,700,000
53 6233 INHOME CASE MANAGEMENT	1,451,662	1,297,825	1,297,825	0	1,297,825	0	1,297,825
53 6236 SPEC PERM PLANNING	588,896	648,809	648,809	0	648,809	0	648,809
53 6237 PERM PLANNING	2,348,524	2,385,960	2,385,960	0	2,385,960	0	2,385,960
53 6238 FAMILY TO FAMILY - CASEY	141,000	0	0	0	0	0	0
53 6239 FAMILY TO FAMILY IV - B	488,938	801,809	801,809	0	801,809	0	801,809
53 6244 IV-E INDEPENDENT LIVING	1,808,643	1,803,098	1,803,098	0	1,803,098	0	1,803,098
53 6248 DCD SMART START	5,372,423	5,165,192	5,165,192	0	5,165,192	0	5,165,192
53 6250 WORK FIRST BLOCK GRT	161,708,031	162,384,541	162,384,541	0	162,384,541	0	162,384,541
53 6251 FOOD STAMP E&T	753,105	831,393	831,393	0	831,393	0	831,393
53 6253 FOOD STAMP WORKFARE NON-	48,780	176,637	176,637	0	176,637	0	176,637
53 6257 ADOLESCENT PARENTING	556,582	675,696	675,696	0	675,696	0	675,696
53 6259 STATE AID - DAY CARE COO	11,484,488	12,246,960	12,246,960	0	12,246,960	0	12,246,960
53 6260 PROTECTIVE SVCS- SSBG&ST	70,607	101,386	101,386	0	101,386	0	101,386
53 6261 FOOD STAMP E&T DEPENDENT	0	10,000	10,000	0	10,000	0	10,000
53 6263 COUNTY EXPEN - NONREIMB	38,465,755	40,865,941	40,865,941	0	40,865,941	0	40,865,941
53 6264 DOM CARE CASE MGMT	4,514,059	5,618,794	5,618,794	0	5,618,794	0	5,618,794
53 6265 IV-E WAIVER	1,565,522	1,570,000	1,570,000	0	1,570,000	0	1,570,000
53 6266 FINGERPRNTNG/CRIMINAL HI	4,604	20,000	20,000	0	20,000	0	20,000
53 6267 FAMILY PRESERVATION- STA	931,465	120,000	120,000	0	120,000	0	120,000
53 6276 TANF NON-REIMB.	10,201,788	10,201,789	10,201,789	0	10,201,789	0	10,201,789
53 6280 ADULT HOME SPECIALISTS	2,955,215	3,035,550	3,035,550	0	3,035,550	0	3,035,550
53 6283 EBT SUPPORT COSTS	1,230	30,292	30,292	0	30,292	0	30,292
53 6284 EBT TRAINING COSTS	4,539	131,100	131,100	0	131,100	0	131,100
53 6285 F.S. E&T ABAWD	71,685	88,343	88,343	0	88,343	0	88,343
53 6287 STATE IN-HOME 17 UNDER	106,662	368,345	368,345	0	368,345	0	368,345

Fund Detail

14440 DHHS - Division of Social Services

1480 County Services Program

DESCRIPTION (1)	2003-2004 ACTUAL (2)	2004-2005 CERTIFIED (3)	2004-2005 AUTHORIZED (4)	2005-2006 INCR/DECR (5)	2005-2006 TOTAL (6)	2006-2007 INCR/DECR (7)	2006-2007 TOTAL (8)
REQUIREMENTS							
53 6290 HEALTH CHOICE-CO ADMIN	2,822,818	3,336,324	3,336,324	0	3,336,324	0	3,336,324
53 6294 HOUSING INITIATIVE	-1,230	0	0	0	0	0	0
53 6678 AFT. SCH FOR AT RISK	13,356	0	0	0	0	0	0
53 6908 COST RECOVERY - HEALTHCH	-2,044,151	0	0	0	0	0	0
TOTAL AID & PUBLIC ASSISTANCE	486,072,424	479,875,128	479,875,128	0	479,875,128	0	479,875,128
TOTAL REQUIREMENTS	486,072,424	479,875,128	479,875,128	0	479,875,128	0	479,875,128
ESTIMATED RECEIPTS							
43 2205 LOCAL PARTICIPATION	228,054,646	229,349,535	229,349,535	0	229,349,535	0	229,349,535
43 81C1 TRANS FM 14430 DPH	195,569	243,692	243,692	0	243,692	0	243,692
43 81F1 TRANS FM 14420 DCD	8,887,546	4,391,814	4,391,814	0	4,391,814	0	4,391,814
43 81G1 TRANS FM 14424 DEIE	800,000	0	0	0	0	0	0
43 81J2 TRANS 24441 DSS	141,000	0	0	0	0	0	0
43 81J3 TRANS 64440 DSS	391,380	392,500	392,500	0	392,500	0	392,500
43 81J4 TRANS 64441 DSS	7,803,325	13,839,177	13,839,177	-1,698,737	12,140,440	-4,146,283	9,692,894
43 81K1 TRANS FM 14445 DMA	1,127,470	0	0	0	0	0	0
43 81L1 TRANS FM 14450 DSB/DHH	617,000	0	0	0	0	0	0
53 882E CHILD CARE DEV FUND ADMI	11,484,488	12,246,960	12,246,960	0	12,246,960	0	12,246,960
53 886B MED. ASST. PMTS.	2,543,320	2,397,844	2,397,844	0	2,397,844	0	2,397,844
53 886C TITLE XIX-FED SHARE ONLY	64,770,541	55,581,791	55,581,791	0	55,581,791	0	55,581,791
53 886D HEALTH CHOICE FED.	574,300	1,044,751	1,044,751	0	1,044,751	0	1,044,751
53 887F CHILD WELFARE	2,569,777	2,617,742	2,617,742	0	2,617,742	0	2,617,742
53 887G CWS-FAMILY PRESERV SVCS	931,465	120,000	120,000	0	120,000	0	120,000
53 887K IV-E FC ASSIST PAYMENTS	26,796,322	25,981,787	25,981,787	0	25,981,787	0	25,981,787
53 887N INDEPENDENT LIVING	1,446,912	1,442,478	1,442,478	0	1,442,478	0	1,442,478
53 887Q SSBG	26,057,485	25,478,744	25,478,744	0	25,478,744	0	25,478,744
53 888C FOOD STAMPS-USDA	475,530	678,054	678,054	0	678,054	0	678,054
53 888K TANF	95,769,186	97,423,716	97,423,716	0	97,423,716	0	97,423,716

Fund Detail

14440 DHHS - Division of Social Services

1480 County Services Program

DESCRIPTION (1)	2003-2004 ACTUAL (2)	2004-2005 CERTIFIED (3)	2004-2005 AUTHORIZED (4)	2005-2006 INCR/DECR (5)	2005-2006 TOTAL (6)	2006-2007 INCR/DECR (7)	2006-2007 TOTAL (8)
TOTAL RECEIPTS	481,437,262	473,230,585	473,230,585	-1,698,737	471,531,848	-4,146,283	469,084,302

NET APPROPRIATION	4,635,162	6,644,543	6,644,543	1,698,737	8,343,280	4,146,283	10,790,826

Fund Detail

14440 DHHS - Division of Social Services

1500 Child Support Enforcement

DESCRIPTION (1)	2003-2004 ACTUAL (2)	2004-2005 CERTIFIED (3)	2004-2005 AUTHORIZED (4)	2005-2006 INCR/DECR (5)	2005-2006 TOTAL (6)	2006-2007 INCR/DECR (7)	2006-2007 TOTAL (8)
REQUIREMENTS							
53 1213 SPA REGULAR SALARIES &WA	12,795,905	14,788,900	14,788,900	0	14,788,900	0	14,788,900
53 1452 DUAL EMPL WAGES-RECPTS	867	0	0	0	0	0	0
53 1463 LONGEVITY - UNDESIGNATED	209,053	270,714	270,714	-7,092	263,622	7,267	277,981
53 1512 SOCIAL SEC CONTR-RECPTS	66	0	0	0	0	0	0
53 1513 SOCIAL SECURITY CONTRIBU	968,974	1,152,602	1,152,602	-541	1,152,061	558	1,153,160
53 1523 REGULAR RETIREMENT- UNDE	444,692	875,713	875,713	-416	875,297	418	876,131
53 1563 MEDICAL INSURANCE CONTRI	1,344,655	1,637,064	1,637,064	0	1,637,064	0	1,637,064
53 1572 UNEMPLOYMENT COMPENSATIO	17,083	0	0	0	0	0	0
53 1625 SHORT TERM DISABILITY BE	77,245	0	0	0	0	0	0
53 1631 WORKERS' COMPENSATION	14,125	0	0	0	0	0	0
TOTAL PERSONAL SERVICES	15,872,665	18,724,993	18,724,993	-8,049	18,716,944	8,243	18,733,236
53 2110 LEGAL SERVICES	1,307,536	1,535,053	1,535,053	1,427,572	2,962,625	1,755,757	3,290,810
53 2132 PHYSICIAN REVIEW	119,595	119,623	119,623	0	119,623	0	119,623
53 2147 SEAT MANAGEMENT SERVICES	0	2,588,220	2,588,220	0	2,588,220	0	2,588,220
53 2170 ADMINISTRATIVE SERVICE	7,665,882	9,752,758	9,752,758	0	9,752,758	0	9,752,758
53 2183 LABORATORY SERVICES	802,449	841,664	841,664	0	841,664	0	841,664
53 2184 JANITORIAL SERVICES	16,911	19,483	19,483	0	19,483	0	19,483
53 2199 MISCELLANEOUS CONTRACTUA	387,478	487,120	487,120	0	487,120	0	487,120
53 2200 UTILITY/ENERGY SERVICES	23,160	29,772	29,772	0	29,772	0	29,772
53 2300 REPAIR SERVICES	1,915	9,462	9,462	0	9,462	0	9,462
53 2400 MAINTENANCE AGREEMENTS	181,520	199,032	199,032	0	199,032	0	199,032
53 2500 RENTALS/LEASES	1,116,631	1,149,041	1,149,041	431,558	1,580,599	453,565	1,602,606
53 2700 TRAVEL & EMPLOYEE EXPNS'	311,005	375,558	375,558	0	375,558	0	375,558
53 2800 COMMUNICATIONS/DATA PROC	3,037,919	2,657,238	2,657,238	0	2,657,238	0	2,657,238
53 2900 OTHER SERVICES	19,868	40,088	40,088	0	40,088	0	40,088
TOTAL PURCHASED SERVICES	14,991,869	19,804,112	19,804,112	1,859,130	21,663,242	2,209,322	22,013,434
53 3100 GENERAL ADMIN SUPPLIES	118,650	140,206	140,206	0	140,206	0	140,206
53 3300 OILS, LUBRICANTS, FLUIDS	16	50	50	0	50	0	50
TOTAL SUPPLIES	118,666	140,256	140,256	0	140,256	0	140,256
53 4500 EQUIPMENT	87,051	182,280	182,280	0	182,280	0	182,280
53 4700 INTANGIBLE ASSETS	3,162	3,225	3,225	0	3,225	0	3,225
TOTAL PROPERTY, PLANT & EQUIPMT	90,213	185,505	185,505	0	185,505	0	185,505
53 5100 LEGAL/LICENSES/PERMITS	655,485	830,442	830,442	0	830,442	0	830,442

Fund Detail

14440 DHHS - Division of Social Services

1500 Child Support Enforcement

DESCRIPTION (1)	2003-2004 ACTUAL (2)	2004-2005 CERTIFIED (3)	2004-2005 AUTHORIZED (4)	2005-2006 INCR/DECR (5)	2005-2006 TOTAL (6)	2006-2007 INCR/DECR (7)	2006-2007 TOTAL (8)
REQUIREMENTS							
53 5800 OTHER ADMIN EXPENSES	1,052,481	1,250,720	1,250,720	0	1,250,720	0	1,250,720
53 5900 OTHER EXPENSES	9,550	13,425	13,425	0	13,425	0	13,425
TOTAL OTHER EXPENSES & ADJUSTMEN	1,717,516	2,094,587	2,094,587	0	2,094,587	0	2,094,587
53 6249 CHILD SUPPORT ENFORCEMEN	98,088	125,307	125,307	0	125,307	0	125,307
53 6902 IV-D INCENTIVES	2,561,877	0	0	0	0	0	0
53 6904 COST RECOV-NON-RECIP FEE	-68,064	0	0	0	0	0	0
TOTAL AID & PUBLIC ASSISTANCE	2,591,901	125,307	125,307	0	125,307	0	125,307
53 7170 REDISTRIBUTED COST	-1	0	0	0	0	0	0
TOTAL RESERVES	-1	0	0	0	0	0	0
53 8010 TRANS TO OSC-DCAP	11,804	0	0	0	0	0	0
53 8901 CASH CARRYFORWARD	881,388	0	0	0	0	0	0
TOTAL INTRAGOVERNMENTAL TRANSACT	893,192	0	0	0	0	0	0
TOTAL REQUIREMENTS	36,276,021	41,074,760	41,074,760	1,851,081	42,925,841	2,217,565	43,292,325
ESTIMATED RECEIPTS							
43 2202 COUNTY EPLN RECEIPTS	0	51,035	51,035	0	51,035	0	51,035
43 2205 LOCAL PARTICIPATION	145,997	150,777	150,777	0	150,777	0	150,777
43 2206 IV-D INCENTIVE PASS THRU	2,808,769	2,807,263	2,807,263	0	2,807,263	0	2,807,263
43 2996 PROVIDER MATCH DEDUCTED	60,827	67,950	67,950	0	67,950	0	67,950
43 7122 ACCTS REC INTEREST	4,205	4,630	4,630	0	4,630	0	4,630
43 7123 ACCTS REC PENALTY	4,861	11,658	11,658	0	11,658	0	11,658
43 7990 OTHER MISC REV-PROGRAM	643,193	655,310	655,310	0	655,310	0	655,310
43 7992 IMPREST CASH REDEPOSIT	9,500	10,150	10,150	0	10,150	0	10,150
43 7994 RETURNED CHECK FEE	37,743	37,525	37,525	0	37,525	0	37,525
43 81J1 TRANS 14440 DSS	1,040,080	1,040,080	1,040,080	0	1,040,080	0	1,040,080
43 81J3 TRANS 64440 DSS	0	65,918	65,918	0	65,918	0	65,918
43 81J4 TRANS 64441 DSS	541,130	1,333,211	1,333,211	-966,613	366,598	-1,003,254	329,957
53 8220 REIMBURSE-DUAL EMPLOYMNT	934	0	0	0	0	0	0
53 8310 REFUND OF EXPENDITURES	2,316	0	0	0	0	0	0
53 887E CHILD SUPPORT ENF	22,842,313	26,613,681	26,613,681	1,221,340	27,835,021	1,462,917	28,076,598

Fund Detail

14440 DHHS - Division of Social Services

1500 Child Support Enforcement

DESCRIPTION (1)	2003-2004 ACTUAL (2)	2004-2005 CERTIFIED (3)	2004-2005 AUTHORIZED (4)	2005-2006 INCR/DECR (5)	2005-2006 TOTAL (6)	2006-2007 INCR/DECR (7)	2006-2007 TOTAL (8)
ESTIMATED RECEIPTS							
53 888M ACCESS & VISITATION	176,743	204,953	204,953	0	204,953	0	204,953
53 888V CSE SIP GRANT	93,863	0	0	0	0	0	0

TOTAL RECEIPTS	28,412,474	33,054,141	33,054,141	254,727	33,308,868	459,663	33,513,804

NET APPROPRIATION	7,863,547	8,020,619	8,020,619	1,596,354	9,616,973	1,757,902	9,778,521

Fund Detail

14440 DHHS - Division of Social Services

1810 Revenue Clearing Fund

DESCRIPTION (1)	2003-2004 ACTUAL (2)	2004-2005 CERTIFIED (3)	2004-2005 AUTHORIZED (4)	2005-2006 INCR/DECR (5)	2005-2006 TOTAL (6)	2006-2007 INCR/DECR (7)	2006-2007 TOTAL (8)
REQUIREMENTS							
53 81J3 TRF TO B/C 64440 DSS	2,818,497	0	0	0	0	0	0
TOTAL INTRAGOVERNMENTAL TRANSACT	2,818,497	0	0	0	0	0	0
TOTAL REQUIREMENTS	2,818,497	0	0	0	0	0	0
ESTIMATED RECEIPTS							
43 2205 LOCAL PARTICIPATION	2	0	0	0	0	0	0
43 7990 OTHER MISC REV-PROGRAM	-65,552	0	0	0	0	0	0
43 81J2 TRANS 24441 DSS	-63,143	0	0	0	0	0	0
43 81J3 TRANS 64440 DSS	-290,420	0	0	0	0	0	0
43 81K1 TRANS FM 14445 DMA	-693,647	0	0	0	0	0	0
43 819S TRF FR B/C 84210 DOT	-24,457	0	0	0	0	0	0
53 882E CHILD CARE DEV FUND ADMI	317	0	0	0	0	0	0
53 886B MED. ASST. PMTS.	-1	0	0	0	0	0	0
53 886C TITLE XIX-FED SHARE ONLY	-624,378	0	0	0	0	0	0
53 886D HEALTH CHOICE FED.	-1	0	0	0	0	0	0
53 887C AFDC-EA	105	0	0	0	0	0	0
53 887E CHILD SUPPORT ENF	-1,935,667	0	0	0	0	0	0
53 887F CHILD WELFARE	-1,806,104	0	0	0	0	0	0
53 887G CWS-FAMILY PRESERV SVCS	-432,025	0	0	0	0	0	0
53 887J REFUGEE CASH & MED ASSIS	-18,580	0	0	0	0	0	0
53 887K IV-E FC ASSIST PAYMENTS	-380,769	0	0	0	0	0	0
53 887L IV-E ADOPTION SUBS PMTS	-68,875	0	0	0	0	0	0
53 887N INDEPENDENT LIVING	-31,475	0	0	0	0	0	0
53 887Q SSBG	-187,882	0	0	0	0	0	0
53 887U REFUGEE-CITIZENSHIP GRT	878	0	0	0	0	0	0
53 887V FAMILY VIOL. PREV	-86,140	0	0	0	0	0	0
53 887W CHILD ABUSE & SVC	-36,994	0	0	0	0	0	0
53 887Z REFUGEE SOCIAL SERVICES	-56,146	0	0	0	0	0	0
53 888C FOOD STAMPS-USDA	-259,432	0	0	0	0	0	0
53 888M ACCESS & VISITATION	-991	0	0	0	0	0	0
53 888Q RAP RESETTLMNT ELDERLY G	-14,601	0	0	0	0	0	0
53 888R REFUGEE TAG FORMULA	-25,306	0	0	0	0	0	0
53 888S REFUGEE TARGETED ASST	-55,126	0	0	0	0	0	0
53 888U CHAFEE EDUC TNG VOUC	-15,981	0	0	0	0	0	0
53 888V CSE SIP GRANT	-5,360	0	0	0	0	0	0
53 888W CUBAN-HAITIAN REFUGEE	-10,382	0	0	0	0	0	0

Fund Detail

14440 DHHS - Division of Social Services

1810 Revenue Clearing Fund

DESCRIPTION (1)	2003-2004 ACTUAL (2)	2004-2005 CERTIFIED (3)	2004-2005 AUTHORIZED (4)	2005-2006 INCR/DECR (5)	2005-2006 TOTAL (6)	2006-2007 INCR/DECR (7)	2006-2007 TOTAL (8)
ESTIMATED RECEIPTS -----							
TOTAL RECEIPTS	-7,188,133	0	0	0	0	0	0

NET APPROPRIATION	10,006,630	0	0	0	0	0	0

Fund Detail

14440 DHHS - Division of Social Services

1991 Federal Indirect Reserve

DESCRIPTION (1)	2003-2004 ACTUAL (2)	2004-2005 CERTIFIED (3)	2004-2005 AUTHORIZED (4)	2005-2006 INCR/DECR (5)	2005-2006 TOTAL (6)	2006-2007 INCR/DECR (7)	2006-2007 TOTAL (8)
REQUIREMENTS							
53 2500 RENTALS/LEASES	110,000	0	0	0	0	0	0
TOTAL PURCHASED SERVICES	110,000	0	0	0	0	0	0
53 7100 RESERVE FOR INDIRECT COS	0	37,013	37,013	0	37,013	0	37,013
53 7170 REDISTRIBUTED COST	-1	0	0	0	0	0	0
TOTAL RESERVES	-1	37,013	37,013	0	37,013	0	37,013
53 81D1 TRF TO B/C 14410 CMS	230,451	0	0	0	0	0	0
53 81J1 TRF TO B/C 14440 DSS	639,853	639,853	639,853	0	639,853	0	639,853
TOTAL INTRAGOVERNMENTAL TRANSACT	870,304	639,853	639,853	0	639,853	0	639,853
TOTAL REQUIREMENTS	980,303	676,866	676,866	0	676,866	0	676,866
ESTIMATED RECEIPTS							
53 886C TITLE XIX-FED SHARE ONLY	180,665	205,707	205,707	0	205,707	0	205,707
53 887E CHILD SUPPORT ENF	641,328	-71,676	-71,676	0	-71,676	0	-71,676
53 887F CHILD WELFARE	23,484	22,365	22,365	0	22,365	0	22,365
53 887G CWS-FAMILY PRESERV SVCS	29,818	26,891	26,891	0	26,891	0	26,891
53 887J REFUGEE CASH & MED ASSIS	25,002	25,264	25,264	0	25,264	0	25,264
53 887K IV-E FC ASSIST PAYMENTS	61,750	67,236	67,236	0	67,236	0	67,236
53 887L IV-E ADOPTION SUBS PMTS	8,793	10,567	10,567	0	10,567	0	10,567
53 887N INDEPENDENT LIVING	8,921	9,052	9,052	0	9,052	0	9,052
53 887Q SSBG	119,018	124,876	124,876	0	124,876	0	124,876
53 887W CHILD ABUSE & SVC	7,976	7,481	7,481	0	7,481	0	7,481
53 888C FOOD STAMPS-USDA	147,853	248,736	248,736	0	248,736	0	248,736
53 888E COMM-BASED FAM RES GRANT	599	367	367	0	367	0	367
53 888K TANF	79,845	0	0	0	0	0	0

Fund Detail

14440 DHHS - Division of Social Services

1991 Federal Indirect Reserve

DESCRIPTION (1)	2003-2004 ACTUAL (2)	2004-2005 CERTIFIED (3)	2004-2005 AUTHORIZED (4)	2005-2006 INCR/DECR (5)	2005-2006 TOTAL (6)	2006-2007 INCR/DECR (7)	2006-2007 TOTAL (8)
TOTAL RECEIPTS	1,335,052	676,866	676,866	0	676,866	0	676,866
<hr style="border-top: 1px dashed black;"/>							
NET APPROPRIATION	-354,749	0	0	0	0	0	0

Fund Detail

14440 DHHS - Division of Social Services

1992 Prior Year Earned Revenue

DESCRIPTION (1)	2003-2004 ACTUAL (2)	2004-2005 CERTIFIED (3)	2004-2005 AUTHORIZED (4)	2005-2006 INCR/DECR (5)	2005-2006 TOTAL (6)	2006-2007 INCR/DECR (7)	2006-2007 TOTAL (8)
REQUIREMENTS							
53 3100 GENERAL ADMIN SUPPLIES	-35,271	0	0	0	0	0	0
TOTAL SUPPLIES	-35,271	0	0	0	0	0	0
53 81D1 TRF TO B/C 14410 CMS	0	239,814	239,814	0	239,814	0	239,814
53 81J1 TRF TO B/C 14440 DSS	1,149,046	1,099,046	1,099,046	0	1,099,046	0	1,099,046
TOTAL INTRAGOVERNMENTAL TRANSACT	1,149,046	1,338,860	1,338,860	0	1,338,860	0	1,338,860
TOTAL REQUIREMENTS	1,113,775	1,338,860	1,338,860	0	1,338,860	0	1,338,860
ESTIMATED RECEIPTS							
43 7990 OTHER MISC REV-PROGRAM	45,694	0	0	0	0	0	0
43 81F1 TRANS FM 14420 DCD	5,800	0	0	0	0	0	0
43 81J2 TRANS 24441 DSS	43,342	0	0	0	0	0	0
43 81J3 TRANS 64440 DSS	278,918	71,400	71,400	0	71,400	0	71,400
43 81K1 TRANS FM 14445 DMA	500,480	93,600	93,600	0	93,600	0	93,600
43 819S TRF FR B/C 84210 DOT	24,457	0	0	0	0	0	0
53 882E CHILD CARE DEV FUND ADMI	-383	0	0	0	0	0	0
53 886B MED. ASST. PMTS.	-3,102	0	0	0	0	0	0
53 886C TITLE XIX-FED SHARE ONLY	632,425	826,784	826,784	0	826,784	0	826,784
53 886D HEALTH CHOICE FED.	-2,281	0	0	0	0	0	0
53 887B AFDC INCOME PAYMENTS	-61,878	0	0	0	0	0	0
53 887C AFDC-EA	-105	0	0	0	0	0	0
53 887E CHILD SUPPORT ENF	562,654	0	0	0	0	0	0
53 887F CHILD WELFARE	86,219	52,900	52,900	0	52,900	0	52,900
53 887G CWS-FAMILY PRESERV SVCS	-13,180	132,000	132,000	0	132,000	0	132,000
53 887J REFUGEE CASH & MED ASSIS	-4,960	18,500	18,500	0	18,500	0	18,500
53 887K IV-E FC ASSIST PAYMENTS	-4,589,116	57,141	57,141	0	57,141	0	57,141
53 887L IV-E ADOPTION SUBS PMTS	-12,822	0	0	0	0	0	0
53 887N INDEPENDENT LIVING	9,477	0	0	0	0	0	0
53 887P LOW INCOME ENERGY	-172,256	0	0	0	0	0	0
53 887Q SSBG	-588,495	0	0	0	0	0	0
53 887R URBAN & RURAL ENTERPRISE	-2	0	0	0	0	0	0
53 887T REFUGEE-UNANTICIPATED AR	-1	0	0	0	0	0	0
53 887V FAMILY VIOL. PREV	365	0	0	0	0	0	0
53 887W CHILD ABUSE & SVC	-2,792	0	0	0	0	0	0
53 887Z REFUGEE SOCIAL SERVICES	1	0	0	0	0	0	0

Fund Detail

14440 DHHS - Division of Social Services

1992 Prior Year Earned Revenue

DESCRIPTION (1)	2003-2004 ACTUAL (2)	2004-2005 CERTIFIED (3)	2004-2005 AUTHORIZED (4)	2005-2006 INCR/DECR (5)	2005-2006 TOTAL (6)	2006-2007 INCR/DECR (7)	2006-2007 TOTAL (8)
ESTIMATED RECEIPTS							
53 888C FOOD STAMPS-USDA	102,072	86,535	86,535	0	86,535	0	86,535
53 888E COMM-BASED FAM RES GRANT	-464	0	0	0	0	0	0
53 888K TANF	6,176,570	0	0	0	0	0	0
53 888R REFUGEE TAG FORMULA	2	0	0	0	0	0	0

TOTAL RECEIPTS	3,016,639	1,338,860	1,338,860	0	1,338,860	0	1,338,860

NET APPROPRIATION	-1,902,864	0	0	0	0	0	0

Fund Detail

14440 DHHS - Division of Social Services

1993 Prior Year Adjustments or Audit Exceptions

DESCRIPTION (1)	2003-2004 ACTUAL (2)	2004-2005 CERTIFIED (3)	2004-2005 AUTHORIZED (4)	2005-2006 INCR/DECR (5)	2005-2006 TOTAL (6)	2006-2007 INCR/DECR (7)	2006-2007 TOTAL (8)
REQUIREMENTS							
53 1563 MEDICAL INSURANCE CONTRI	-3,685	0	0	0	0	0	0
53 1625 SHORT TERM DISABILITY BE	-28,732	0	0	0	0	0	0
TOTAL PERSONAL SERVICES	-32,417	0	0	0	0	0	0
53 3100 GENERAL ADMIN SUPPLIES	-1,144	0	0	0	0	0	0
TOTAL SUPPLIES	-1,144	0	0	0	0	0	0
53 5100 LEGAL/LICENSES/PERMITS	-12,969	0	0	0	0	0	0
53 5800 OTHER ADMIN EXPENSES	-171	0	0	0	0	0	0
53 5900 OTHER EXPENSES	193	0	0	0	0	0	0
TOTAL OTHER EXPENSES & ADJUSTMEN	-12,947	0	0	0	0	0	0
53 6115 FSA CHILD CARE	-1,120	0	0	0	0	0	0
53 6288 ADMIN. CONTRACTS	1,192	0	0	0	0	0	0
53 6292 HIGH RISK YOUTH FUNDS	-27	0	0	0	0	0	0
53 6403 CONTRACT - REFUGEE SVCS	-29,395	0	0	0	0	0	0
53 6408 CONTRACT MULTIPLE FUNDED	-28,694	0	0	0	0	0	0
53 6411 CME CONTRACT	-1,124	0	0	0	0	0	0
53 6609 CHILD CARING INSTITUTION	-3,489	0	0	0	0	0	0
53 6880 INCENTIVE SCHOLARSHIPS	-747	0	0	0	0	0	0
53 6904 COST RECOV-NON-RECIP FEE	-80	0	0	0	0	0	0
TOTAL AID & PUBLIC ASSISTANCE	-63,484	0	0	0	0	0	0
53 7170 REDISTRIBUTED COST	-1	0	0	0	0	0	0
TOTAL RESERVES	-1	0	0	0	0	0	0
53 81J1 TRF TO B/C 14440 DSS	519,853	0	0	0	0	0	0
TOTAL INTRAGOVERNMENTAL TRANSACT	519,853	0	0	0	0	0	0

Fund Detail

14440 DHHS - Division of Social Services

1993 Prior Year Adjustments or Audit Exceptions

DESCRIPTION (1)	2003-2004 ACTUAL (2)	2004-2005 CERTIFIED (3)	2004-2005 AUTHORIZED (4)	2005-2006 INCR/DECR (5)	2005-2006 TOTAL (6)	2006-2007 INCR/DECR (7)	2006-2007 TOTAL (8)

TOTAL REQUIREMENTS	409,860	0	0	0	0	0	0

ESTIMATED RECEIPTS							

43 2205 LOCAL PARTICIPATION	515,242	0	0	0	0	0	0
43 2996 PROVIDER MATCH DEDUCTED	-4,276	0	0	0	0	0	0
43 81K1 TRANS FM 14445 DMA	-286	0	0	0	0	0	0
53 8301 EBT PAYBACK	3,829	0	0	0	0	0	0
53 882E CHILD CARE DEV FUND ADMI	2,042	0	0	0	0	0	0
53 886B MED. ASST. PMTS.	30,225	0	0	0	0	0	0
53 886C TITLE XIX-FED SHARE ONLY	-286	0	0	0	0	0	0
53 887B AFDC INCOME PAYMENTS	-2,448	0	0	0	0	0	0
53 887E CHILD SUPPORT ENF	-16,692	0	0	0	0	0	0
53 887F CHILD WELFARE	-841	0	0	0	0	0	0
53 887K IV-E FC ASSIST PAYMENTS	-4,031	0	0	0	0	0	0
53 887L IV-E ADOPTION SUBS PMTS	36,361	0	0	0	0	0	0
53 887N INDEPENDENT LIVING	-831	0	0	0	0	0	0
53 887Q SSBG	-514	0	0	0	0	0	0
53 887V FAMILY VIOL. PREV	5,332	0	0	0	0	0	0
53 887Z REFUGEE SOCIAL SERVICES	-29,395	0	0	0	0	0	0
53 888C FOOD STAMPS-USDA	2,742	0	0	0	0	0	0
53 888E COMM-BASED FAM RES GRANT	-27,799	0	0	0	0	0	0
53 888K TANF	-15,603	0	0	0	0	0	0

TOTAL RECEIPTS	492,771	0	0	0	0	0	0

NET APPROPRIATION	-82,911	0	0	0	0	0	0

Fund Detail

14440 DHHS - Division of Social Services

1995 Reserve - Work First State Money

DESCRIPTION (1)	2003-2004 ACTUAL (2)	2004-2005 CERTIFIED (3)	2004-2005 AUTHORIZED (4)	2005-2006 INCR/DECR (5)	2005-2006 TOTAL (6)	2006-2007 INCR/DECR (7)	2006-2007 TOTAL (8)
REQUIREMENTS							
53 81D1 TRF TO B/C 14410 CMS	1,936,481	0	0	0	0	0	0
53 8901 CASH CARRYFORWARD	2,698,485	0	0	0	0	0	0
TOTAL REQUIREMENTS	4,634,966	0	0	0	0	0	0
ESTIMATED RECEIPTS							
TOTAL RECEIPTS	0	0	0	0	0	0	0
NET APPROPRIATION	4,634,966	0	0	0	0	0	0

Summary by Purpose

14445 DHHS - Division of Medical Assistance

DESCRIPTION (1)	2003-2004 ACTUAL (2)	2004-2005 CERTIFIED (3)	2004-2005 AUTHORIZED (4)	2005-2006 INCR/DECR (5)	2005-2006 TOTAL (6)	2006-2007 INCR/DECR (7)	2006-2007 TOTAL (8)
REQUIREMENTS							
1101 DMA ADMINISTRATION	22,576,884	29,644,012	29,084,470	26,478	29,110,948	35,078	29,119,548
1102 CONTRACTS & AGREEMENTS	149,640,019	52,786,922	52,786,922	-517,976	52,268,946	2,073,424	54,860,346
1210 MEDICAL ASSISTANCE COUNT	1,245,837	1,014,000	1,014,000	0	1,014,000	0	1,014,000
1310 MEDICAL ASSISTANCE PAYME	7404,741,429	8,175,174,348	8,175,174,348	982,718,997	9,157,893,345	1922,876,725	10,098,051,073
1320 MEDICAL ASSISTANCE COST	273,420,926	334,966,957	334,966,957	0	334,966,957	-10,384,837	324,582,120
1330 MEDICAL ASSISTANCE ADJUS	-298,050,351	-230,087,019	-230,087,019	-33,304,105	-263,391,124	-64,046,943	-294,133,962
1336 DISPRO SH PAY PSYCH-HOSP	609,906,954	620,656,729	620,656,729	0	620,656,729	0	620,656,729
1340 UNDISPOSITIONED RECEIPTS	2,920,415	0	0	0	0	0	0
1350 PERIODIC PAYMENTS	-316,427	0	0	0	0	0	0
1910 RESERVES AND TRANSFERS	112,963,191	100,000,000	100,000,000	0	100,000,000	0	100,000,000
1991 FEDERAL INDIRECT RESERVE	266,547	0	0	0	0	0	0
1992 PRIOR YEAR EARNED REVENU	0	14,200,000	14,200,000	0	14,200,000	0	14,200,000
1993 PRIOR YRS. AUDITS & ADJS	-1,444,414	0	0	0	0	0	0
TOTAL REQUIREMENTS	8277,871,010	9,098,355,949	9,097,796,407	948,923,394	10,046,719,801	1850,553,447	10,948,349,854
ESTIMATED RECEIPTS							
1101 DMA ADMINISTRATION	12,780,850	17,138,079	16,732,913	13,239	16,746,152	17,539	16,750,452
1102 CONTRACTS & AGREEMENTS	127,179,544	36,969,514	36,969,514	-2,758,988	34,210,526	-1,463,288	35,506,226
1210 MEDICAL ASSISTANCE COUNT	1,245,269	750,000	750,000	0	750,000	0	750,000
1310 MEDICAL ASSISTANCE PAYME	5535,428,896	5,977,351,166	5,977,351,166	719,189,161	6,696,540,327	1331,466,426	7,308,817,592
1320 MEDICAL ASSISTANCE COST	311,499,871	333,447,848	333,447,848	0	333,447,848	-10,384,837	323,063,011
1330 MEDICAL ASSISTANCE ADJUS	-257,039,595	-199,928,490	-199,928,490	-33,304,105	-233,232,595	-64,046,943	-263,975,433
1336 DISPRO SH PAY PSYCH-HOSP	553,440,522	554,980,829	554,980,829	0	554,980,829	0	554,980,829
1340 UNDISPOSITIONED RECEIPTS	20,439,897	0	0	0	0	0	0
1810 Revenue Clearing	-40,247,519	0	0	0	0	0	0
1910 RESERVES AND TRANSFERS	887,881	0	0	0	0	0	0
1991 FEDERAL INDIRECT RESERVE	277,380	0	0	0	0	0	0
1992 PRIOR YEAR EARNED REVENU	29,806,378	14,200,000	14,200,000	0	14,200,000	0	14,200,000
1993 PRIOR YRS. AUDITS & ADJS	-1,101,585	0	0	0	0	0	0
TOTAL RECEIPTS	6294,597,789	6,734,908,946	6,734,503,780	683,139,307	7,417,643,087	1255,588,897	7,990,092,677

Summary by Purpose

14445 DHHS - Division of Medical Assistance

DESCRIPTION (1)	2003-2004 ACTUAL (2)	2004-2005 CERTIFIED (3)	2004-2005 AUTHORIZED (4)	2005-2006 INCR/DECR (5)	2005-2006 TOTAL (6)	2006-2007 INCR/DECR (7)	2006-2007 TOTAL (8)
NET APPROPRIATION	1983,273,221	2,363,447,003	2,363,292,627	265,784,087	2,629,076,714	594,964,550	2,958,257,177

Summary by Account

14445 DHHS - Division of Medical Assistance

DESCRIPTION (1)	2003-2004 ACTUAL (2)	2004-2005 CERTIFIED (3)	2004-2005 AUTHORIZED (4)	2005-2006 INCR/DECR (5)	2005-2006 TOTAL (6)	2006-2007 INCR/DECR (7)	2006-2007 TOTAL (8)
REQUIREMENTS							
53 1211 SPA-REG SALARIES-APPRO	0	202,067	0	0	0	0	0
53 1212 SPA-REG SALARIES-RECPT	0	346,433	0	0	0	0	0
53 1213 SPA-REG SALARIES- UNDES	13,220,626	17,117,113	17,189,945	0	17,189,945	0	17,189,945
53 1413 OT PAY UNDES	0	2,400	2,400	0	2,400	0	2,400
53 1433 SHIFT UNDES	0	2,500	2,500	0	2,500	0	2,500
53 1453 DUAL EMPLOYMENT UNDES	2,414	0	0	0	0	0	0
53 1463 EPA&SPA LONGVTY PAY UNDE	225,257	274,614	274,614	0	274,614	0	274,614
53 1511 SOCIAL SEC CONTRIB-APPRO	2	0	0	0	0	0	0
53 1512 SOCIAL SEC CONTRIB-RECPT	1	0	0	0	0	0	0
53 1513 S.S. CONT - UNDES	1,021,928	1,388,267	1,351,876	0	1,351,876	0	1,351,876
53 1521 REG RETIRE CONTRIB-APPRO	-1	6,122	0	0	0	0	0
53 1522 REG RETIRE CONTRIB-RECPT	1	10,498	0	0	0	0	0
53 1523 REG RETIRE CONT - UNDES	456,138	1,021,125	1,022,531	0	1,022,531	0	1,022,531
53 1561 MED INS CONTRIB-APPRO	0	12,617	0	0	0	0	0
53 1562 MED INS CONTRIB-RECEIPTS	0	19,652	0	0	0	0	0
53 1563 MED INS CON - UNDES	933,756	1,350,895	1,350,895	0	1,350,895	0	1,350,895
53 1572 UNEMP COMP PAYMNTS TO ES	12,064	0	0	0	0	0	0
53 1625 ST DISABILITY PMT	46,918	49,600	49,600	0	49,600	0	49,600
53 1631 WRKER COMP-MED PAYMENTS	-16,659	2,000	2,000	0	2,000	0	2,000
53 1651 COMP TO BRD MEMBERS	60	2,500	2,500	0	2,500	0	2,500
TOTAL PERSONAL SERVICES	15,902,505	21,808,403	21,248,861	0	21,248,861	0	21,248,861
53 2110 LEGAL SERVICES	77,400	90,726	90,726	0	90,726	0	90,726
53 2120 FINANCIAL/AUDIT SERVICES	1,634,545	450,500	450,500	0	450,500	0	450,500
53 2140 INFORMATN TECHNOLOGY SVC	3,081,292	1,658,687	1,658,687	0	1,658,687	0	1,658,687
53 2147 SEAT MANAGEMENT	0	73,800	73,800	0	73,800	0	73,800
53 2170 ADM SVC -TEMP AGENCY	41,742,250	31,916,613	31,916,613	2,573,522	34,490,135	5,164,922	37,081,535
53 2199 MISC CONTRACTUAL SERVICE	14,486,736	12,855,119	12,855,119	1,908,502	14,763,621	1,908,502	14,763,621
53 2200 UTILITY/ENERGY SERVICES	71,347	49	49	0	49	0	49
53 2300 REPAIR SERVICES	7,334	12,194	12,194	0	12,194	0	12,194
53 2400 MAINTENANCE AGREEMENTS	47,655	173,340	173,340	0	173,340	0	173,340
53 2500 RENTALS/LEASES	342,105	437,248	437,248	26,478	463,726	35,078	472,326
53 2700 TRAVEL&OTHER EMPLOYEE EX	234,691	234,686	234,686	0	234,686	0	234,686
53 2800 COMMUNICATION&DATA PROC	614,210	5,031,235	5,031,235	0	5,031,235	0	5,031,235
53 2900 OTHER SERVICES	15,204	21,421	21,421	0	21,421	0	21,421
TOTAL PURCHASED SERVICES	62,354,769	52,955,618	52,955,618	4,508,502	57,464,120	7,108,502	60,064,120

Summary by Account

14445 DHHS - Division of Medical Assistance

DESCRIPTION (1)	2003-2004 ACTUAL (2)	2004-2005 CERTIFIED (3)	2004-2005 AUTHORIZED (4)	2005-2006 INCR/DECR (5)	2005-2006 TOTAL (6)	2006-2007 INCR/DECR (7)	2006-2007 TOTAL (8)
53 3100 GENERAL ADMIN SUPPLIES	337,427	235,427	235,427	0	235,427	0	235,427
53 3200	9,638	0	0	0	0	0	0
53 3700	12	0	0	0	0	0	0
TOTAL SUPPLIES	347,077	235,427	235,427	0	235,427	0	235,427
53 4500 EQUIPMENT	206,780	292,088	292,088	0	292,088	0	292,088
53 4700 INTANGIBLE ASSETS	5,466	189,184	189,184	0	189,184	0	189,184
TOTAL PROPERTY, PLANT & EQUIPMT	212,246	481,272	481,272	0	481,272	0	481,272
53 5100 LEGAL EXPENSES	1,887	0	0	0	0	0	0
53 5300 DEBT SERVICE	-235	0	0	0	0	0	0
53 5600 ASSET & OTHER ADJUSTMENT	554,761	0	0	0	0	0	0
53 5800 OTHER ADMINISTRATIVE EXP	59,362	59,552	59,552	0	59,552	0	59,552
TOTAL OTHER EXPENSES & ADJUSTMEN	615,775	59,552	59,552	0	59,552	0	59,552
53 6101 HOSPITAL INPATIENT-GENER	1118,462,672	1,236,566,428	1,236,566,428	27,998,950	1,264,565,378	161,880,363	1,398,446,791
53 6102 HOSPITAL INPT - SPECIALI	8,284,818	10,523,814	10,523,814	-1,606,218	8,917,596	-632,678	9,891,136
53 6103 HOSP INPT-MTL, SO,21	-1,824,199	9,694,759	9,694,759	2,054,107	11,748,866	2,871,324	12,566,083
53 6104 HOSP OUTPT-MTL,SO65	11,314,147	7,066,749	7,066,749	-1,536,719	5,530,030	-1,397,420	5,669,329
53 6107 HOSP OUTPT-MTL,SO>65	98,945	5,690	5,690	28,117	33,807	28,941	34,631
53 6108 HOSP OUTPT-MTL,NSO	7,026	18,543	18,543	-18,543	0	-18,543	0
53 6109 LTC-SNF SO AND NSO	477,206,481	1,006,459,645	1,006,459,645	0	1,006,459,645	0	1,006,459,645
53 6110 NF-SNF SWING BEDS	709,943	866,466	866,466	174,361	1,040,827	257,105	1,123,571
53 6111 LTC-ICF SO AND NSO	412,466,441	-1,719,259	-1,719,259	138,020,699	136,301,440	192,098,908	190,379,649
53 6112 NF-ICF SWING BEDS	1,216,578	1,561,692	1,561,692	-9,997,311	-8,435,619	-9,944,740	-8,383,048
53 6113 LTC-ICF MRC, NSO	202,458,345	222,048,569	222,048,569	23,095,013	245,143,582	34,386,516	256,435,085
53 6114 LTC-ICF MRC, SO	223,101,045	237,419,333	237,419,333	-16,324,906	221,094,427	-8,347,646	229,071,687
53 6115 PHYSICIAN	689,420,529	699,165,449	699,165,449	147,471,287	846,636,736	240,752,299	939,917,748
53 6116 DENTAL	181,236,925	161,710,695	161,710,695	64,050,755	225,761,450	88,999,829	250,710,524
53 6117 OPTICAL SUPPLIES	6,957,472	7,934,506	7,934,506	684,493	8,618,999	1,581,792	9,516,298
53 6118 CHIROPRACTIC	2,164,691	1,924,930	1,924,930	624,141	2,549,071	888,339	2,813,269
53 6119 OPTICAL	12,409,327	12,613,879	12,613,879	2,927,785	15,541,664	4,620,706	17,234,585

Summary by Account

14445 DHHS - Division of Medical Assistance

DESCRIPTION (1)	2003-2004 ACTUAL (2)	2004-2005 CERTIFIED (3)	2004-2005 AUTHORIZED (4)	2005-2006 INCR/DECR (5)	2005-2006 TOTAL (6)	2006-2007 INCR/DECR (7)	2006-2007 TOTAL (8)
53 6120 PODIATRY	3,637,722	3,055,658	3,055,658	1,472,681	4,528,339	1,951,426	5,007,084
53 6121 HOSPITAL OUTPATIENT-GENE	309,803,653	502,570,080	502,570,080	-17,660,691	484,909,389	25,110,855	527,680,935
53 6122 HOSP OUTPT-SPECIALITY	793,117	1,178,142	1,178,142	-109,743	1,068,399	7,355	1,185,497
53 6123 CLINICS-MENTAL HLTH FSO	485,144,496	579,952,575	579,952,575	-9,579,800	570,372,775	52,863,927	632,816,502
53 6124 CLINICS - HEALTH DEPT	83,519,790	94,083,103	94,083,103	-3,168,427	90,914,676	3,301,681	97,384,784
53 6125 CLINICS- FREE STANDING	22,089,726	30,169,309	30,169,309	6,913,999	37,083,308	11,642,600	41,811,909
53 6126 CLINICS- RURAL HEALTH	17,347,140	18,711,761	18,711,761	-714,108	17,997,653	1,496,004	20,207,765
53 6127 CAP AIDS	1,360,918	1,769,859	1,769,859	312,661	2,082,520	570,433	2,340,292
53 6128 LAB & X-RAY	28,293,853	30,481,958	30,481,958	12,301,402	42,783,360	16,803,988	47,285,946
53 6129 HOME HEALTH	98,595,340	110,212,128	110,212,128	12,046,014	122,258,142	26,225,961	136,438,089
53 6130 PRESCRIBED DRUGS	1448,064,215	1,496,743,116	1,496,743,116	495,071,697	1,991,814,813	711,780,213	2,208,523,329
53 6132 FAM PLAN-STERILIZATION	17,791,148	20,732,386	20,732,386	-4,555,289	16,177,097	-2,978,712	17,753,674
53 6133 FAM PLAN-HOSP INPATIENT	1,711,347	0	0	0	0	0	0
53 6134 FAM PLAN-HOSP OUTPATIENT	162,217	186,063	186,063	-91,291	94,772	-83,203	102,860
53 6135 FAM PLAN-PHYSICIAN	3,077,744	2,396,029	2,396,029	2,446,650	4,842,679	2,918,677	5,314,706
53 6136 FAM PLAN-HEALTH DEPT	7,272,184	8,915,751	8,915,751	-1,215,857	7,699,894	-461,748	8,454,003
53 6137 FAM PLAN-FREE STANDING	5,159	3,791	3,791	-3,912	-121	-3,912	-121
53 6138 CASE MANAGEMENT - HIV	6,763,953	4,862,436	4,862,436	4,592,911	9,455,347	5,764,158	10,626,594
53 6139 HEALTH CHECK-HEALTH DEPT	7,678,611	9,594,055	9,594,055	157,637	9,751,692	1,495,771	11,089,826
53 6140 PART B BUY-IN NON CASH	15,401,997	12,277,396	12,277,396	5,917,086	18,194,482	9,912,963	22,190,359
53 6141 PART B BUY-IN CAT NEEDY	11,880,993	10,974,108	10,974,108	1,303,762	12,277,870	4,005,242	14,979,350
53 6142 AMBULANCE	25,704,203	27,189,237	27,189,237	4,512,999	31,702,236	6,589,068	33,778,305
53 6143 HEARING AIDS	736,047	687,277	687,277	200,956	888,233	291,492	978,769
53 6144 PERSONAL CARE	219,837,165	241,665,127	241,665,127	-9,779,374	231,885,753	16,948,603	258,613,730
53 6146 HEALTH CHECK- RURAL HLTH	1,172,389	1,450,582	1,450,582	-214,949	1,235,633	-129,701	1,320,881
53 6147 HEALTH CHECK-OTHER PROVI	38,086,678	38,939,166	38,939,166	10,540,193	49,479,359	16,843,809	55,782,975
53 6148 FAMILY PLAN-RURAL HEALTH	44,866	66,521	66,521	-8,339	58,182	-5,265	61,256
53 6149 FAMILY PLAN-DRUGS	10,729,219	12,872,046	12,872,046	4,265,548	17,137,594	5,742,746	18,614,792
53 6150 DRUG REBATE	-293,439,382	-273,247,668	-273,247,668	-48,269,442	-321,517,110	-93,092,305	-366,339,973
53 6151 CASE MANAGEMENT -NFP	72,960	-1,046,881	-1,046,881	44,732	-1,002,149	46,329	-1,000,552
53 6152 HOSP LONG TERM CARE	20,405	101,578	101,578	-63,028	38,550	-58,257	43,321
53 6153 CAROLINA ALTERNATIVES	102,598,633	111,134,798	111,134,798	47,416,952	158,551,750	62,102,355	173,237,153
53 6154 HOSP OUTPT-EMERGENCY ROO	171,626,697	200,918,876	200,918,876	-28,059,543	172,859,333	-9,015,268	191,903,608
53 6156 HOSP INPT GEN XOVERS	16,369,602	24,444,625	24,444,625	-9,184,490	15,260,135	-7,751,799	16,692,826
53 6157 NF-VENT LEVEL OF CARE	6,532,854	6,649,028	6,649,028	1,408,436	8,057,464	2,251,602	8,900,630
53 6158 HOSP OUTP GEN XOVERS	324,236	568,240	568,240	-29,167,966	-28,599,726	-29,175,196	-28,606,956
53 6159 CAP - DISABLED	201,798,868	245,871,452	245,871,452	-5,605,486	240,265,966	13,020,350	258,891,802

Summary by Account

14445 DHHS - Division of Medical Assistance

DESCRIPTION (1)	2003-2004 ACTUAL (2)	2004-2005 CERTIFIED (3)	2004-2005 AUTHORIZED (4)	2005-2006 INCR/DECR (5)	2005-2006 TOTAL (6)	2006-2007 INCR/DECR (7)	2006-2007 TOTAL (8)
53 6160 CAP-MENTALLY RETARDED	265,713,701	303,331,072	303,331,072	-28,743,628	274,587,444	5,929,359	309,260,431
53 6161 CAP-CHILDREN	23,512,641	34,211,568	34,211,568	-3,595,773	30,615,795	-233,651	33,977,917
53 6162 CASE MANAGEMENT - FSO	13,660,633	13,558,746	13,558,746	2,483,717	16,042,463	3,368,113	16,926,859
53 6163 LOCAL EDUC AGENCIES -FSO	5,261,864	7,155,129	7,155,129	3,842,864	10,997,993	4,333,332	11,488,461
53 6164 GROUP HEALTH PLAN	144,948	55,777	55,777	0	55,777	0	55,777
53 6165 DURABLE MEDICAL EQUIPEME	64,759,676	66,947,939	66,947,939	15,723,053	82,670,992	23,593,626	90,541,565
53 6166 NF-SNF SWING VENT CARE	573,879	1,457,774	1,457,774	-821,270	636,504	-762,003	695,771
53 6168 CLINICS-DHS IMMUNIZ-FSO	10,713	109,614	109,614	-109,614	0	-109,614	0
53 6169 PHYSICAL MED-NON PHYSICI	35,831,468	31,931,145	31,931,145	21,991,794	53,922,939	28,223,392	60,154,537
53 6170 HMO PREMIUMS	21,537,125	28,794,308	28,794,308	-5,028,837	23,765,471	-2,908,930	25,885,378
53 6171 HOME INFUSION THERAPY	6,844,600	6,771,176	6,771,176	1,744,488	8,515,664	2,703,549	9,474,725
53 6172 HOSPICE	31,551,395	25,326,448	25,326,448	20,217,981	45,544,429	23,594,846	48,921,294
53 6173 PART A MEDICARE SUBTOTAL	42,636,537	52,869,367	52,869,367	-3,128,622	49,740,745	273,519	53,142,886
53 6174 PART B BUY-IN MQBQ	428,201	557,104	557,104	-12,021	545,083	83,199	640,303
53 6175 PART B BUY-IN DUAL Q	138,714,926	161,158,185	161,158,185	44,372,842	205,531,027	90,080,401	251,238,586
53 6176 PART B BUY-IN MQBB	30,834,695	28,682,276	28,682,276	6,247,924	34,930,200	14,444,182	43,126,458
53 6177 CLINICS-FQHC, CORE&AMBULA	21,086,829	20,175,954	20,175,954	3,473,637	23,649,591	6,455,252	26,631,206
53 6178 FAMILY PLAN-FQHC	150,994	118,798	118,798	38,895	157,693	57,590	176,388
53 6179 HEALTH CHECK-FQHC	1,937,772	2,216,039	2,216,039	432,396	2,648,435	800,440	3,016,479
53 618A DOM CARE PCS BASIC	-32,619	0	0	0	0	0	0
53 618H HIV CASE MGMT	-40,000	0	0	0	0	0	0
53 6181 HOSP INPT-INDIAN HEALTH	559,664	1,368,362	1,368,362	-999,874	368,488	-955,765	412,597
53 6182 HOSP OUTPT-INDIAN HEALTH	1,166,595	1,485,874	1,485,874	-441,094	1,044,780	-324,993	1,160,881
53 6183 NF-INDIAN HEALTH	1,326,857	999,070	999,070	361,461	1,360,531	471,320	1,470,390
53 6184 ACH-PCS BASIC	121,374,252	130,062,848	130,062,848	36,935,689	166,998,537	50,586,169	180,649,017
53 6185 ACH-PCS ENHANCED	8,958,734	26,846,722	26,846,722	-16,225,969	10,620,753	-15,433,861	11,412,861
53 6186 HOME HEALTH-INDIAN HLTH	65,605	76,966	76,966	29,073	106,039	40,755	117,721
53 6187 AMBULATORY SURGICAL CENT	6,737,912	6,412,746	6,412,746	1,299,419	7,712,165	2,050,633	8,463,379
53 6188 TRANSPORTATION-COUNTY AD	22,648,033	23,617,634	23,617,634	18,641,261	42,258,895	20,741,633	44,359,267
53 6189 ACH-TRANSPORTATION	4,476,645	4,920,690	4,920,690	88,141	5,008,831	452,997	5,373,687
53 6191 PARTIAL PAYMENTS	-316,427	0	0	0	0	0	0
53 6192 EDSF SYST RECOUPS/RECEIP	2,882,277	0	0	0	0	0	0
53 6194 EDS-A/R INELIGIB CLAIMS	12,252	0	0	0	0	0	0
53 6196 INDO-CHINESE MED ASS'T	644,463	0	0	0	0	0	0
53 6198 DISPROPIONATE SH PAYMTS	407,914,732	413,190,869	413,190,869	0	413,190,869	0	413,190,869
53 6988 COUNTY TRANSPORT-ADMIN	1,245,837	1,014,000	1,014,000	0	1,014,000	0	1,014,000
TOTAL AID & PUBLIC ASSISTANCE	7719,660,241	8,608,233,472	8,608,233,472	934,449,555	9,542,683,027	1819,399,583	10,427,633,055

Summary by Account

14445 DHHS - Division of Medical Assistance

DESCRIPTION (1)	2003-2004 ACTUAL (2)	2004-2005 CERTIFIED (3)	2004-2005 AUTHORIZED (4)	2005-2006 INCR/DECR (5)	2005-2006 TOTAL (6)	2006-2007 INCR/DECR (7)	2006-2007 TOTAL (8)
53 716C RES. FOR NON-STATE MATCH	0	315,548	315,548	0	315,548	0	315,548
53 7170 REDISTRIBUTED COSTS	-1	0	0	0	0	0	0

TOTAL RESERVES	-1	315,548	315,548	0	315,548	0	315,548

53 8010 DEPENDENT CARE-OP TFR	16,358	0	0	0	0	0	0
53 8040 DISATER RELIEF RESERVE T	15,500,617	0	0	0	0	0	0
53 81B1 TRANS TO DDS	1,906,193	1,575,114	1,575,114	0	1,575,114	0	1,575,114
53 81C1 DPH - RESOURCE LINE	11,056	0	0	0	0	0	0
53 81D1 TRANS TO 14410 CMS	1,813,141	19,200,000	19,200,000	-5,000,000	14,200,000	-5,000,000	14,200,000
53 81J1 TRANS TO DSS	5,107,364	0	0	0	0	0	0
53 81K1 TRANS TO W/N 14445	68,391,355	86,025,683	86,025,683	14,965,337	100,991,020	29,045,362	115,071,045
53 81K2 TRANS TO B/C 64445 DMA	201,786,566	207,465,860	207,465,860	0	207,465,860	0	207,465,860
53 81K3 TRANS TO B/C 14446	3,171,238	0	0	0	0	0	0
53 819A TRANS TO DOA	28,949	0	0	0	0	0	0
53 819G TRANS TO 19961 OSC DSH	97,144,325	100,000,000	100,000,000	0	100,000,000	0	100,000,000
53 819M TRANSFER DPI	83,703,722	0	0	0	0	0	0
53 8990 TRANSF-TO-SUBSQT-FISCAL-	197,514	0	0	0	0	0	0

TOTAL INTRAGOVERNMENTAL TRANSACT	478,778,398	414,266,657	414,266,657	9,965,337	424,231,994	24,045,362	438,312,019

TOTAL REQUIREMENTS	8277,871,010	9,098,355,949	9,097,796,407	948,923,394	10,046,719,801	1850,553,447	10,948,349,854

ESTIMATED RECEIPTS							

43 2200 COUNTY FUNDS/RECEIPTS	333,747,338	438,750,036	438,750,036	26,216,196	464,966,232	64,590,825	503,340,861
43 2250 COUNTY FUNDS/CERTIFIED	623,488	750,000	750,000	0	750,000	0	750,000
43 2996 PROVIDER MATCH	128,722,498	68,389,995	68,389,995	0	68,389,995	-4,002,316	64,387,679
43 3110 INT/DIV INC INVST PROGRM	664,050	0	0	0	0	0	0
43 5500 FINES, PENALTIES, ASSESS	223,189	0	0	0	0	0	0
43 5830 OTHER FEES	20	0	0	0	0	0	0
43 5900 FEES, FINES, PENALTY	7,261,983	4,847,156	4,847,156	75,585,509	80,432,665	79,617,229	84,464,385
43 7113 INSURANCE RECOVERIES	-60,532,699	0	0	0	0	0	0
43 7122 ACCTS RECEIVABLE INTERES	622	0	0	0	0	0	0
43 7300 INDIRECT(OVERHD) COST RE	554,761	0	0	0	0	0	0

Summary by Account

14445 DHHS - Division of Medical Assistance

DESCRIPTION (1)	2003-2004 ACTUAL (2)	2004-2005 CERTIFIED (3)	2004-2005 AUTHORIZED (4)	2005-2006 INCR/DECR (5)	2005-2006 TOTAL (6)	2006-2007 INCR/DECR (7)	2006-2007 TOTAL (8)
43 7990 OTHER MISC REV-PROGRAM	-175,396,172	0	0	0	0	0	0
43 81K1 TRANS FROM OTHER FUNDS	270,177,921	293,491,543	293,491,543	14,965,337	308,456,880	29,045,362	322,536,905
43 81K2 TRANSFER FROM 64445	465,914,407	226,523,114	226,523,114	-35,954,251	190,568,863	-55,954,251	170,568,863
43 81K5 TRANS FROM B/C 28810	79,600	0	0	0	0	0	0
43 81P1 TRANS FROM MH	123,123,062	145,632,325	145,632,325	0	145,632,325	0	145,632,325
43 8160 INTRA-AGENCY TRANSFER	0	5,552,642	5,552,642	0	5,552,642	0	5,552,642
43 819Z TRANSFER UNC B/C 00743	28,926,032	20,043,575	20,043,575	0	20,043,575	0	20,043,575
53 8220 REIMBURSEMENT-DUAL EMPLO	2,599	0	0	0	0	0	0
53 88JK NURSING FACILITY GRANT	53,246	284	284	0	284	0	284
53 886B M.A. GRANT - DMA	5068,643,056	5,481,882,634	5,481,882,634	600,072,265	6,081,954,899	1138,737,797	6,620,620,431
53 886C M.A. ADMINIST. GRANT	94,201,937	49,045,642	48,640,476	2,254,251	50,894,727	3,554,251	52,194,727
53 886P PAMP	47,392	0	0	0	0	0	0
53 887J DSS-REFUGEE CLAIMS	377,305	0	0	0	0	0	0
43 8990 PRIOR FISCAL YEAR TRANS	7,182,154	0	0	0	0	0	0

TOTAL RECEIPTS	6294,597,789	6,734,908,946	6,734,503,780	683,139,307	7,417,643,087	1255,588,897	7,990,092,677

NET APPROPRIATION	1983,273,221	2,363,447,003	2,363,292,627	265,784,087	2,629,076,714	594,964,550	2,958,257,177

Position Counts Summary by Purpose

14445 DHHS - Division of Medical Assistance

DESCRIPTION (1)	2003-2004 ACTUAL (2)	2004-2005 CERTIFIED (3)	2004-2005 AUTHORIZED (4)	2005-2006 INCR/DECR (5)	2005-2006 TOTAL (6)	2006-2007 INCR/DECR (7)	2006-2007 TOTAL (8)
REQUIREMENTS							

1101 DMA ADMINISTRATION	380.25	391.25	380.25	.00	380.25	.00	380.25

TOTAL REQUIREMENTS	380.25	391.25	380.25	.00	380.25	.00	380.25

Position Counts Summary by Account

14445 DHHS - Division of Medical Assistance

DESCRIPTION (1)	2003-2004 ACTUAL (2)	2004-2005 CERTIFIED (3)	2004-2005 AUTHORIZED (4)	2005-2006 INCR/DECR (5)	2005-2006 TOTAL (6)	2006-2007 INCR/DECR (7)	2006-2007 TOTAL (8)
REQUIREMENTS							
53 1211 SPA-REG SALARIES-APPRO	.00	4.29	.00	.00	.00	.00	.00
53 1212 SPA-REG SALARIES-RECPT	.00	6.69	.00	.00	.00	.00	.00
53 1213 SPA-REG SALARIES- UNDES	380.25	380.26	380.26	.00	380.26	.00	380.26
TOTAL REQUIREMENTS	380.25	391.25	380.25	.00	380.25	.00	380.25

Fund Detail

14445 DHHS - Division of Medical Assistance

1101 DMA Administration

DESCRIPTION (1)	2003-2004 ACTUAL (2)	2004-2005 CERTIFIED (3)	2004-2005 AUTHORIZED (4)	2005-2006 INCR/DECR (5)	2005-2006 TOTAL (6)	2006-2007 INCR/DECR (7)	2006-2007 TOTAL (8)
REQUIREMENTS							
53 1211 SPA-REG SALARIES-APPRO	0	202,067	0	0	0	0	0
53 1212 SPA-REG SALARIES-RECPT	0	346,433	0	0	0	0	0
53 1213 SPA-REG SALARIES- UNDES	13,220,626	17,117,113	17,189,945	0	17,189,945	0	17,189,945
53 1413 OT PAY UNDES	0	2,400	2,400	0	2,400	0	2,400
53 1433 SHIFT UNDES	0	2,500	2,500	0	2,500	0	2,500
53 1453 DUAL EMPLOYMENT UNDES	2,414	0	0	0	0	0	0
53 1463 EPA&SPA LONGVTY PAY UNDE	225,257	274,614	274,614	0	274,614	0	274,614
53 1511 SOCIAL SEC CONTRIB-APPRO	2	0	0	0	0	0	0
53 1512 SOCIAL SEC CONTRIB-RECPT	1	0	0	0	0	0	0
53 1513 S.S. CONT - UNDES	1,021,928	1,388,267	1,351,876	0	1,351,876	0	1,351,876
53 1521 REG RETIRE CONTRIB-APPRO	-1	6,122	0	0	0	0	0
53 1522 REG RETIRE CONTRIB-RECPT	1	10,498	0	0	0	0	0
53 1523 REG RETIRE CONT - UNDES	456,138	1,021,125	1,022,531	0	1,022,531	0	1,022,531
53 1561 MED INS CONTRIB-APPRO	0	12,617	0	0	0	0	0
53 1562 MED INS CONTRIB-RECEIPTS	0	19,652	0	0	0	0	0
53 1563 MED INS CON - UNDES	933,756	1,350,895	1,350,895	0	1,350,895	0	1,350,895
53 1572 UNEMP COMP PAYMNTS TO ES	12,064	0	0	0	0	0	0
53 1625 ST DISABILITY PMT	46,918	49,600	49,600	0	49,600	0	49,600
53 1631 WRKER COMP-MED PAYMENTS	-16,659	2,000	2,000	0	2,000	0	2,000
53 1651 COMP TO BRD MEMBERS	60	2,500	2,500	0	2,500	0	2,500
TOTAL PERSONAL SERVICES	15,902,505	21,808,403	21,248,861	0	21,248,861	0	21,248,861
53 2110 LEGAL SERVICES	973	17,085	17,085	0	17,085	0	17,085
53 2120 FINANCIAL/AUDIT SERVICES	397	0	0	0	0	0	0
53 2147 SEAT MANAGEMENT	0	73,800	73,800	0	73,800	0	73,800
53 2170 ADM SVC -TEMP AGENCY	1,208,039	327,962	327,962	0	327,962	0	327,962
53 2199 MISC CONTRACTUAL SERVICE	337,701	414,790	414,790	0	414,790	0	414,790
53 2200 UTILITY/ENERGY SERVICES	71,347	49	49	0	49	0	49
53 2300 REPAIR SERVICES	7,334	12,194	12,194	0	12,194	0	12,194
53 2400 MAINTENANCE AGREEMENTS	47,655	173,340	173,340	0	173,340	0	173,340
53 2500 RENTALS/LEASES	342,105	437,248	437,248	26,478	463,726	35,078	472,326
53 2700 TRAVEL&OTHER EMPLOYEE EX	234,691	234,686	234,686	0	234,686	0	234,686
53 2800 COMMUNICATION&DATA PROC	614,210	5,031,235	5,031,235	0	5,031,235	0	5,031,235
53 2900 OTHER SERVICES	15,204	21,421	21,421	0	21,421	0	21,421
TOTAL PURCHASED SERVICES	2,879,656	6,743,810	6,743,810	26,478	6,770,288	35,078	6,778,888
53 3100 GENERAL ADMIN SUPPLIES	337,427	235,427	235,427	0	235,427	0	235,427
53 3200	9,638	0	0	0	0	0	0
53 3700	12	0	0	0	0	0	0

Fund Detail

14445 DHHS - Division of Medical Assistance

1101 DMA Administration

DESCRIPTION (1)	2003-2004 ACTUAL (2)	2004-2005 CERTIFIED (3)	2004-2005 AUTHORIZED (4)	2005-2006 INCR/DECR (5)	2005-2006 TOTAL (6)	2006-2007 INCR/DECR (7)	2006-2007 TOTAL (8)
REQUIREMENTS							

TOTAL SUPPLIES	347,077	235,427	235,427	0	235,427	0	235,427
53 4500 EQUIPMENT	206,780	292,088	292,088	0	292,088	0	292,088
53 4700 INTANGIBLE ASSETS	5,466	189,184	189,184	0	189,184	0	189,184
TOTAL PROPERTY, PLANT & EQUIPMT	212,246	481,272	481,272	0	481,272	0	481,272
53 5100 LEGAL EXPENSES	1,887	0	0	0	0	0	0
53 5600 ASSET & OTHER ADJUSTMENT	554,761	0	0	0	0	0	0
53 5800 OTHER ADMINISTRATIVE EXP	59,362	59,552	59,552	0	59,552	0	59,552
TOTAL OTHER EXPENSES & ADJUSTMEN	616,010	59,552	59,552	0	59,552	0	59,552
53 716C RES. FOR NON-STATE MATCH	0	315,548	315,548	0	315,548	0	315,548
53 7170 REDISTRIBUTED COSTS	-1	0	0	0	0	0	0
TOTAL RESERVES	-1	315,548	315,548	0	315,548	0	315,548
53 8010 DEPENDENT CARE-OP TFR	16,358	0	0	0	0	0	0
53 81J1 TRANS TO DSS	2,405,519	0	0	0	0	0	0
53 8990 TRANSF-TO-SUBSQ-T-FISCAL-	197,514	0	0	0	0	0	0
TOTAL INTRAGOVERNMENTAL TRANSACT	2,619,391	0	0	0	0	0	0
TOTAL REQUIREMENTS	22,576,884	29,644,012	29,084,470	26,478	29,110,948	35,078	29,119,548

ESTIMATED RECEIPTS							

43 7300 INDIRECT(OVERHD) COST RE	554,761	0	0	0	0	0	0
43 81K1 TRANS FROM OTHER FUNDS	179,053	0	0	0	0	0	0
43 81K2 TRANSFER FROM 64445	61,667	61,667	61,667	0	61,667	0	61,667
53 8220 REIMBURSEMENT-DUAL EMPLO	2,599	0	0	0	0	0	0
53 88JK NURSING FACILITY GRANT	73,652	284	284	0	284	0	284
53 886C M.A. ADMINIST. GRANT	11,546,454	17,076,128	16,670,962	13,239	16,684,201	17,539	16,688,501
53 886P PAMP	166,947	0	0	0	0	0	0
43 8990 PRIOR FISCAL YEAR TRANS	195,717	0	0	0	0	0	0

Fund Detail

14445 DHHS - Division of Medical Assistance

1101 DMA Administration

DESCRIPTION (1)	2003-2004 ACTUAL (2)	2004-2005 CERTIFIED (3)	2004-2005 AUTHORIZED (4)	2005-2006 INCR/DECR (5)	2005-2006 TOTAL (6)	2006-2007 INCR/DECR (7)	2006-2007 TOTAL (8)

TOTAL RECEIPTS	12,780,850	17,138,079	16,732,913	13,239	16,746,152	17,539	16,750,452

NET APPROPRIATION	9,796,034	12,505,933	12,351,557	13,239	12,364,796	17,539	12,369,096

Fund Detail

14445 DHHS - Division of Medical Assistance

1102 Contracts and Agreements

DESCRIPTION (1)	2003-2004 ACTUAL (2)	2004-2005 CERTIFIED (3)	2004-2005 AUTHORIZED (4)	2005-2006 INCR/DECR (5)	2005-2006 TOTAL (6)	2006-2007 INCR/DECR (7)	2006-2007 TOTAL (8)
REQUIREMENTS							
53 2110 LEGAL SERVICES	76,427	73,641	73,641	0	73,641	0	73,641
53 2120 FINANCIAL/AUDIT SERVICES	1,634,148	450,500	450,500	0	450,500	0	450,500
53 2140 INFORMATN TECHNOLOGY SVC	3,081,292	1,658,687	1,658,687	0	1,658,687	0	1,658,687
53 2170 ADM SVC -TEMP AGENCY	40,534,211	31,588,651	31,588,651	2,573,522	34,162,173	5,164,922	36,753,573
53 2199 MISC CONTRACTUAL SERVICE	14,149,035	12,440,329	12,440,329	1,908,502	14,348,831	1,908,502	14,348,831
TOTAL PURCHASED SERVICES	59,475,113	46,211,808	46,211,808	4,482,024	50,693,832	7,073,424	53,285,232
53 81B1 TRANS TO DDS	1,906,193	1,575,114	1,575,114	0	1,575,114	0	1,575,114
53 81C1 DPH - RESOURCE LINE	11,056	0	0	0	0	0	0
53 81D1 TRANS TO 14410 CMS	1,813,141	5,000,000	5,000,000	-5,000,000	0	-5,000,000	0
53 81J1 TRANS TO DSS	2,701,845	0	0	0	0	0	0
53 819A TRANS TO DOA	28,949	0	0	0	0	0	0
53 819M TRANSFER DPI	83,703,722	0	0	0	0	0	0
TOTAL INTRAGOVERNMENTAL TRANSACT	90,164,906	6,575,114	6,575,114	-5,000,000	1,575,114	-5,000,000	1,575,114
TOTAL REQUIREMENTS	149,640,019	52,786,922	52,786,922	-517,976	52,268,946	2,073,424	54,860,346
ESTIMATED RECEIPTS							
43 2996 PROVIDER MATCH	41,583,802	0	0	0	0	0	0
43 81K1 TRANS FROM OTHER FUNDS	3,487,232	0	0	0	0	0	0
43 81K2 TRANSFER FROM 64445	0	5,000,000	5,000,000	-5,000,000	0	-5,000,000	0
43 81K5 TRANS FROM B/C 28810	79,600	0	0	0	0	0	0
43 81P1 TRANS FROM MH	421,979	0	0	0	0	0	0
53 886C M.A. ADMINIST. GRANT	81,606,931	31,969,514	31,969,514	2,241,012	34,210,526	3,536,712	35,506,226
TOTAL RECEIPTS	127,179,544	36,969,514	36,969,514	-2,758,988	34,210,526	-1,463,288	35,506,226
NET APPROPRIATION	22,460,475	15,817,408	15,817,408	2,241,012	18,058,420	3,536,712	19,354,120

Fund Detail

14445 DHHS - Division of Medical Assistance

1210 Medical Assistance County Administration

DESCRIPTION (1)	2003-2004 ACTUAL (2)	2004-2005 CERTIFIED (3)	2004-2005 AUTHORIZED (4)	2005-2006 INCR/DECR (5)	2005-2006 TOTAL (6)	2006-2007 INCR/DECR (7)	2006-2007 TOTAL (8)
REQUIREMENTS							
53 6988 COUNTY TRANSPORT-ADMIN	1,245,837	1,014,000	1,014,000	0	1,014,000	0	1,014,000
TOTAL AID & PUBLIC ASSISTANCE	1,245,837	1,014,000	1,014,000	0	1,014,000	0	1,014,000
TOTAL REQUIREMENTS	1,245,837	1,014,000	1,014,000	0	1,014,000	0	1,014,000
ESTIMATED RECEIPTS							
43 2250 COUNTY FUNDS/CERTIFIED	0	750,000	750,000	0	750,000	0	750,000
43 2996 PROVIDER MATCH	622,350	0	0	0	0	0	0
53 886C M.A. ADMINIST. GRANT	622,919	0	0	0	0	0	0
TOTAL RECEIPTS	1,245,269	750,000	750,000	0	750,000	0	750,000
NET APPROPRIATION	568	264,000	264,000	0	264,000	0	264,000

Fund Detail

14445 DHHS - Division of Medical Assistance

1310 Medical Assistance Payments

DESCRIPTION (1)	2003-2004 ACTUAL (2)	2004-2005 CERTIFIED (3)	2004-2005 AUTHORIZED (4)	2005-2006 INCR/DECR (5)	2005-2006 TOTAL (6)	2006-2007 INCR/DECR (7)	2006-2007 TOTAL (8)
REQUIREMENTS							
53 6101 HOSPITAL INPATIENT-GENER	927,066,186	1,073,538,714	1,073,538,714	27,998,950	1,101,537,664	161,880,363	1,235,419,077
53 6102 HOSPITAL INPT - SPECIALI	7,965,325	10,398,614	10,398,614	-1,606,218	8,792,396	-632,678	9,765,936
53 6103 HOSP INPT-MTL, SO,21	9,462,594	9,738,310	9,738,310	2,054,107	11,792,417	2,871,324	12,609,634
53 6104 HOSP OUTPT-MTL,SO65	7,166,614	7,246,425	7,246,425	-1,536,719	5,709,706	-1,397,420	5,849,005
53 6107 HOSP OUTPT-MTL,SO>65	98,945	5,690	5,690	28,117	33,807	28,941	34,631
53 6108 HOSP OUTPT-MTL,NSO	7,026	18,543	18,543	-18,543	0	-18,543	0
53 6109 LTC-SNF SO AND NSO	477,954,649	1,006,745,742	1,006,745,742	0	1,006,745,742	0	1,006,745,742
53 6110 NF-SNF SWING BEDS	709,943	781,315	781,315	174,361	955,676	257,105	1,038,420
53 6111 LTC-ICF SO AND NSO	417,004,234	71,649	71,649	138,020,699	138,092,348	192,098,908	192,170,557
53 6112 NF-ICF SWING BEDS	1,216,578	1,415,466	1,415,466	-9,997,311	-8,581,845	-9,944,740	-8,529,274
53 6113 LTC-ICF MRC, NSO	202,307,482	219,503,513	219,503,513	23,095,013	242,598,526	34,386,516	253,890,029
53 6114 LTC-ICF MRC, SO	210,163,262	230,520,624	230,520,624	-16,324,906	214,195,718	-8,347,646	222,172,978
53 6115 PHYSICIAN	697,369,742	701,805,017	701,805,017	147,471,287	849,276,304	240,752,299	942,557,316
53 6116 DENTAL	179,085,613	161,700,224	161,700,224	64,050,755	225,750,979	88,999,829	250,700,053
53 6117 OPTICAL SUPPLIES	6,957,472	7,794,299	7,794,299	684,493	8,478,792	1,581,792	9,376,091
53 6118 CHIROPRACTIC	2,164,691	1,924,850	1,924,850	624,141	2,548,991	888,339	2,813,189
53 6119 OPTICAL	12,409,327	12,610,927	12,610,927	2,927,785	15,538,712	4,620,706	17,231,633
53 6120 PODIATRY	3,637,722	3,055,658	3,055,658	1,472,681	4,528,339	1,951,426	5,007,084
53 6121 HOSPITAL OUTPATIENT-GENE	338,986,453	432,089,701	432,089,701	-17,660,691	414,429,010	25,110,855	457,200,556
53 6122 HOSP OUTPT-SPECIALITY	793,117	1,178,142	1,178,142	-109,743	1,068,399	7,355	1,185,497
53 6123 CLINICS-MENTAL HLTH FSO	476,679,277	569,571,380	569,571,380	-9,579,800	559,991,580	63,248,764	632,820,144
53 6124 CLINICS - HEALTH DEPT	48,046,766	58,715,637	58,715,637	-3,168,427	55,547,210	3,301,681	62,017,318
53 6125 CLINICS- FREE STANDING	22,089,726	30,175,537	30,175,537	6,913,999	37,089,536	11,642,600	41,818,137
53 6126 CLINICS- RURAL HEALTH	16,022,830	18,408,262	18,408,262	-714,108	17,694,154	1,496,004	19,904,266
53 6127 CAP AIDS	1,360,918	1,769,859	1,769,859	312,661	2,082,520	570,433	2,340,292
53 6128 LAB & X-RAY	28,708,932	30,478,473	30,478,473	12,301,402	42,779,875	16,803,988	47,282,461
53 6129 HOME HEALTH	99,035,533	111,520,557	111,520,557	12,046,014	123,566,571	26,225,961	137,746,518
53 6130 PRESCRIBED DRUGS	1470,497,694	1,504,452,856	1,504,452,856	495,071,697	1,999,524,553	711,780,213	2,216,233,069
53 6132 FAM PLAN-STERILIZATION	17,791,148	20,732,386	20,732,386	-4,555,289	16,177,097	-2,978,712	17,753,674
53 6133 FAM PLAN-HOSP INPATIENT	227,224	0	0	0	0	0	0
53 6134 FAM PLAN-HOSP OUTPATIENT	162,217	186,063	186,063	-91,291	94,772	-83,203	102,860
53 6135 FAM PLAN-PHYSICIAN	3,077,744	2,396,029	2,396,029	2,446,650	4,842,679	2,918,677	5,314,706
53 6136 FAM PLAN-HEALTH DEPT	6,063,536	7,707,183	7,707,183	-1,215,857	6,491,326	-461,748	7,245,435
53 6137 FAM PLAN-FREE STANDING	5,159	3,912	3,912	-3,912	0	-3,912	0
53 6138 CASE MANAGEMENT - HIV	6,763,953	4,862,436	4,862,436	4,592,911	9,455,347	5,764,158	10,626,594
53 6139 HEALTH CHECK-HEALTH DEPT	7,678,611	9,593,743	9,593,743	157,637	9,751,380	1,495,771	11,089,514
53 6140 PART B BUY-IN NON CASH	15,495,509	12,259,021	12,259,021	5,917,086	18,176,107	9,912,963	22,171,984
53 6141 PART B BUY-IN CAT NEEDY	11,618,699	10,744,040	10,744,040	1,303,762	12,047,802	4,005,242	14,749,282
53 6142 AMBULANCE	13,833,975	15,393,430	15,393,430	4,512,999	19,906,429	6,589,068	21,982,498

Fund Detail

14445 DHHS - Division of Medical Assistance

1310 Medical Assistance Payments

DESCRIPTION (1)	2003-2004 ACTUAL (2)	2004-2005 CERTIFIED (3)	2004-2005 AUTHORIZED (4)	2005-2006 INCR/DECR (5)	2005-2006 TOTAL (6)	2006-2007 INCR/DECR (7)	2006-2007 TOTAL (8)
REQUIREMENTS							
53 6143 HEARING AIDS	736,047	687,277	687,277	200,956	888,233	291,492	978,769
53 6144 PERSONAL CARE	220,873,274	241,664,146	241,664,146	-9,779,374	231,884,772	16,948,603	258,612,749
53 6146 HEALTH CHECK- RURAL HLTH	1,172,389	1,450,909	1,450,909	-214,949	1,235,960	-129,701	1,321,208
53 6147 HEALTH CHECK-OTHER PROVI	38,086,678	38,938,912	38,938,912	10,540,193	49,479,105	16,843,809	55,782,721
53 6148 FAMILY PLAN-RURAL HEALTH	44,866	66,521	66,521	-8,339	58,182	-5,265	61,256
53 6149 FAMILY PLAN-DRUGS	10,729,219	12,872,046	12,872,046	4,265,548	17,137,594	5,742,746	18,614,792
53 6151 CASE MANAGEMENT -NFP	72,960	0	0	44,732	44,732	46,329	46,329
53 6152 HOSP LONG TERM CARE	20,405	101,578	101,578	-63,028	38,550	-58,257	43,321
53 6153 CAROLINA ALTERNATIVES	102,598,633	111,134,798	111,134,798	47,416,952	158,551,750	62,102,355	173,237,153
53 6154 HOSP OUTPT-EMERGENCY ROO	171,626,697	200,913,246	200,913,246	-28,059,543	172,853,703	-9,015,268	191,897,978
53 6156 HOSP INPT GEN KOVERS	16,369,602	24,444,497	24,444,497	-9,184,490	15,260,007	-7,751,799	16,692,698
53 6157 NF-VENT LEVEL OF CARE	6,532,854	6,649,028	6,649,028	1,408,436	8,057,464	2,251,602	8,900,630
53 6158 HOSP OUTP GEN KOVERS	324,236	568,240	568,240	-29,167,966	-28,599,726	-29,175,196	-28,606,956
53 6159 CAP - DISABLED	201,733,128	245,841,214	245,841,214	-5,605,486	240,235,728	13,020,350	258,861,564
53 6160 CAP-MENTALLY RETARDED	265,713,701	303,331,072	303,331,072	-28,743,628	274,587,444	5,929,359	309,260,431
53 6161 CAP-CHILDREN	23,775,920	34,211,568	34,211,568	-3,595,773	30,615,795	-233,651	33,977,917
53 6162 CASE MANAGEMENT - FSO	9,499,986	9,398,099	9,398,099	2,483,717	11,881,816	3,368,113	12,766,212
53 6163 LOCAL EDUC AGENCIES -FSO	6,571,696	7,155,129	7,155,129	3,842,864	10,997,993	4,333,332	11,488,461
53 6164 GROUP HEALTH PLAN	144,948	55,777	55,777	0	55,777	0	55,777
53 6165 DURABLE MEDICAL EQUIPEME	64,770,930	66,945,956	66,945,956	15,723,053	82,669,009	23,593,626	90,539,582
53 6166 NF-SNF SWING VENT CARE	573,879	1,457,774	1,457,774	-821,270	636,504	-762,003	695,771
53 6168 CLINICS-DHS IMMUNIZ-FSO	10,713	109,614	109,614	-109,614	0	-109,614	0
53 6169 PHYSICAL MED-NON PHYSICI	35,831,468	31,931,145	31,931,145	21,991,794	53,922,939	28,223,392	60,154,537
53 6170 HMO PREMIUMS	21,537,125	28,794,308	28,794,308	-5,028,837	23,765,471	-2,908,930	25,885,378
53 6171 HOME INFUSION THERAPY	6,844,600	6,771,176	6,771,176	1,744,488	8,515,664	2,703,549	9,474,725
53 6172 HOSPICE	31,551,395	25,326,448	25,326,448	20,217,981	45,544,429	23,594,846	48,921,294
53 6173 PART A MEDICARE SUBTOTAL	42,636,537	52,869,367	52,869,367	-3,128,622	49,740,745	273,519	53,142,886
53 6174 PART B BUY-IN MQBQ	428,201	557,104	557,104	-12,021	545,083	83,199	640,303
53 6175 PART B BUY-IN DUAL Q	138,714,926	161,158,185	161,158,185	44,372,842	205,531,027	90,080,401	251,238,586
53 6176 PART B BUY-IN MQBB	30,834,695	28,682,276	28,682,276	6,247,924	34,930,200	14,444,182	43,126,458
53 6177 CLINICS-FQHC, CORE&AMBULA	19,892,671	20,175,954	20,175,954	3,473,637	23,649,591	6,455,252	26,631,206
53 6178 FAMILY PLAN-FQHC	150,994	118,798	118,798	38,895	157,693	57,590	176,388
53 6179 HEALTH CHECK-FQHC	1,938,780	2,216,039	2,216,039	432,396	2,648,435	800,440	3,016,479
53 6181 HOSP INPT-INDIAN HEALTH	559,664	1,368,362	1,368,362	-999,874	368,488	-955,765	412,597
53 6182 HOSP OUTPT-INDIAN HEALTH	1,166,595	1,485,874	1,485,874	-441,094	1,044,780	-324,993	1,160,881
53 6183 NF-INDIAN HEALTH	1,326,857	999,070	999,070	361,461	1,360,531	471,320	1,470,390
53 6184 ACH-PCS BASIC	121,374,252	130,062,848	130,062,848	36,935,689	166,998,537	50,586,169	180,649,017
53 6185 ACH-PCS ENHANCED	8,958,734	26,846,722	26,846,722	-16,225,969	10,620,753	-15,433,861	11,412,861
53 6186 HOME HEALTH-INDIAN HLTH	65,605	76,966	76,966	29,073	106,039	40,755	117,721
53 6187 AMBULATORY SURGICAL CENT	6,737,912	6,413,170	6,413,170	1,299,419	7,712,589	2,050,633	8,463,803
53 6188 TRANSPORTATION-COUNTY AD	22,648,033	23,617,634	23,617,634	18,641,261	42,258,895	20,741,633	44,359,267

Fund Detail

14445 DHHS - Division of Medical Assistance

1310 Medical Assistance Payments

DESCRIPTION (1)	2003-2004 ACTUAL (2)	2004-2005 CERTIFIED (3)	2004-2005 AUTHORIZED (4)	2005-2006 INCR/DECR (5)	2005-2006 TOTAL (6)	2006-2007 INCR/DECR (7)	2006-2007 TOTAL (8)
REQUIREMENTS							
53 6189 ACH-TRANSPORTATION	4,476,645	4,920,690	4,920,690	88,141	5,008,831	452,997	5,373,687
53 6194 EDS-A/R INELIGIB CLAIMS	12,252	0	0	0	0	0	0
53 6196 INDO-CHINESE MED ASS'T	644,315	0	0	0	0	0	0
TOTAL AID & PUBLIC ASSISTANCE	7404,542,326	8,175,174,348	8,175,174,348	982,718,997	9,157,893,345	1922,876,725	10,098,051,073
53 81K1 TRANS TO W/N 14445	199,103	0	0	0	0	0	0
TOTAL INTRAGOVERNMENTAL TRANSACT	199,103	0	0	0	0	0	0
TOTAL REQUIREMENTS	7404,741,429	8,175,174,348	8,175,174,348	982,718,997	9,157,893,345	1922,876,725	10,098,051,073
ESTIMATED RECEIPTS							
43 2200 COUNTY FUNDS/RECEIPTS	372,120,794	441,606,601	441,606,601	28,857,138	470,463,739	69,716,477	511,323,078
43 2996 PROVIDER MATCH	6,696,827	0	0	0	0	0	0
43 5900 FEES, FINES, PENALTY	7,261,983	4,847,156	4,847,156	75,585,509	80,432,665	79,617,229	84,464,385
43 81K1 TRANS FROM OTHER FUNDS	64,725,070	86,025,683	86,025,683	14,965,337	100,991,020	29,045,362	115,071,045
43 81K2 TRANSFER FROM 64445	57,500,000	86,954,251	86,954,251	-30,954,251	56,000,000	-50,954,251	36,000,000
43 81P1 TRANS FROM MH	122,701,083	145,632,325	145,632,325	0	145,632,325	0	145,632,325
43 819Z TRANSFER UNC B/C 00743	28,926,032	20,043,575	20,043,575	0	20,043,575	0	20,043,575
53 886B M.A. GRANT - DMA	4867,866,355	5,192,241,575	5,192,241,575	630,735,428	5,822,977,003	1204,041,609	6,396,283,184
53 887J DSS-REFUGEE CLAIMS	644,315	0	0	0	0	0	0
43 8990 PRIOR FISCAL YEAR TRANS	6,986,437	0	0	0	0	0	0
TOTAL RECEIPTS	5535,428,896	5,977,351,166	5,977,351,166	719,189,161	6,696,540,327	1331,466,426	7,308,817,592
NET APPROPRIATION	1869,312,533	2,197,823,182	2,197,823,182	263,529,836	2,461,353,018	591,410,299	2,789,233,481

Fund Detail

14445 DHHS - Division of Medical Assistance

1320 Medical Assistance Cost Payments

DESCRIPTION (1)	2003-2004 ACTUAL (2)	2004-2005 CERTIFIED (3)	2004-2005 AUTHORIZED (4)	2005-2006 INCR/DECR (5)	2005-2006 TOTAL (6)	2006-2007 INCR/DECR (7)	2006-2007 TOTAL (8)
REQUIREMENTS							
53 6101 HOSPITAL INPATIENT-GENER	221,877,458	190,400,178	190,400,178	0	190,400,178	0	190,400,178
53 6102 HOSPITAL INPT - SPECIALI	326,550	125,200	125,200	0	125,200	0	125,200
53 6103 HOSP INPT-MTL, SO,21	1,220,115	0	0	0	0	0	0
53 6105 HOSP INPT-MTL, NSO	0	143,126	143,126	0	143,126	0	143,126
53 6106 HOSP INPT-MTL, SO>65	4,147,533	0	0	0	0	0	0
53 6109 LTC-SNF SO AND NSO	-64,962	540,487	540,487	0	540,487	0	540,487
53 6110 NF-SNF SWING BEDS	0	93,341	93,341	0	93,341	0	93,341
53 6111 LTC-ICF SO AND NSO	-4,267,245	151,467	151,467	0	151,467	0	151,467
53 6112 NF-ICF SWING BEDS	0	221,841	221,841	0	221,841	0	221,841
53 6113 LTC-ICF MRC, NSO	150,863	2,544,104	2,544,104	0	2,544,104	0	2,544,104
53 6114 LTC-ICF MRC, SO	12,937,733	6,912,144	6,912,144	0	6,912,144	0	6,912,144
53 6116 DENTAL	2,207,914	0	0	0	0	0	0
53 6121 HOSPITAL OUTPATIENT-GENE	-29,017,008	70,566,915	70,566,915	0	70,566,915	0	70,566,915
53 6123 CLINICS-MENTAL HLTH FSO	9,123,342	10,384,837	10,384,837	0	10,384,837	-10,384,837	0
53 6124 CLINICS - HEALTH DEPT	35,499,917	35,414,735	35,414,735	0	35,414,735	0	35,414,735
53 6126 CLINICS- RURAL HEALTH	1,324,310	303,499	303,499	0	303,499	0	303,499
53 6136 FAM PLAN-HEALTH DEPT	1,208,648	1,208,629	1,208,629	0	1,208,629	0	1,208,629
53 6141 PART B BUY-IN CAT NEEDY	8,548	0	0	0	0	0	0
53 6142 AMBULANCE	11,871,675	11,795,807	11,795,807	0	11,795,807	0	11,795,807
53 6144 PERSONAL CARE	-337,934	0	0	0	0	0	0
53 6162 CASE MANAGEMENT - FSO	4,160,647	4,160,647	4,160,647	0	4,160,647	0	4,160,647
53 6163 LOCAL EDUC AGENCIES -FSO	-151,336	0	0	0	0	0	0
53 6177 CLINICS-FQHC,CORE&AMBULA	1,194,158	0	0	0	0	0	0
TOTAL AID & PUBLIC ASSISTANCE	273,420,926	334,966,957	334,966,957	0	334,966,957	-10,384,837	324,582,120
TOTAL REQUIREMENTS	273,420,926	334,966,957	334,966,957	0	334,966,957	-10,384,837	324,582,120
ESTIMATED RECEIPTS							
43 2200 COUNTY FUNDS/RECEIPTS	-6,646,480	901,423	901,423	0	901,423	0	901,423
43 2996 PROVIDER MATCH	76,062,850	64,385,440	64,385,440	0	64,385,440	-4,002,316	60,383,124
43 81K2 TRANSFER FROM 64445	60,997,429	51,977,532	51,977,532	0	51,977,532	0	51,977,532
43 8160 INTRA-AGENCY TRANSFER	0	5,552,642	5,552,642	0	5,552,642	0	5,552,642
53 886B M.A. GRANT - DMA	181,086,072	210,630,811	210,630,811	0	210,630,811	-6,382,521	204,248,290

Fund Detail

14445 DHHS - Division of Medical Assistance

1320 Medical Assistance Cost Payments

DESCRIPTION (1)	2003-2004 ACTUAL (2)	2004-2005 CERTIFIED (3)	2004-2005 AUTHORIZED (4)	2005-2006 INCR/DECR (5)	2005-2006 TOTAL (6)	2006-2007 INCR/DECR (7)	2006-2007 TOTAL (8)

TOTAL RECEIPTS	311,499,871	333,447,848	333,447,848	0	333,447,848	-10,384,837	323,063,011

NET APPROPRIATION	-38,078,945	1,519,109	1,519,109	0	1,519,109	0	1,519,109

Fund Detail

14445 DHHS - Division of Medical Assistance

1330 Medical Assistance Adjustments and Refunds

DESCRIPTION (1)	2003-2004 ACTUAL (2)	2004-2005 CERTIFIED (3)	2004-2005 AUTHORIZED (4)	2005-2006 INCR/DECR (5)	2005-2006 TOTAL (6)	2006-2007 INCR/DECR (7)	2006-2007 TOTAL (8)
REQUIREMENTS							
53 6101 HOSPITAL INPATIENT-GENER	-28,996,849	-27,372,464	-27,372,464	0	-27,372,464	0	-27,372,464
53 6102 HOSPITAL INPT - SPECIALI	-7,057	0	0	0	0	0	0
53 6103 HOSP INPT-MTL, SO,21	-12,506,908	-43,551	-43,551	0	-43,551	0	-43,551
53 6104 HOSP OUTPT-MTL,SO65	0	-179,676	-179,676	0	-179,676	0	-179,676
53 6109 LTC-SNF SO AND NSO	-683,206	-826,584	-826,584	0	-826,584	0	-826,584
53 6110 NF-SNF SWING BEDS	0	-8,190	-8,190	0	-8,190	0	-8,190
53 6111 LTC-ICF SO AND NSO	-270,548	-1,942,375	-1,942,375	0	-1,942,375	0	-1,942,375
53 6112 NF-ICF SWING BEDS	0	-75,615	-75,615	0	-75,615	0	-75,615
53 6113 LTC-ICF MRC, NSO	0	952	952	0	952	0	952
53 6114 LTC-ICF MRC, SO	50	-13,435	-13,435	0	-13,435	0	-13,435
53 6115 PHYSICIAN	-7,949,213	-2,639,568	-2,639,568	0	-2,639,568	0	-2,639,568
53 6116 DENTAL	-56,602	10,471	10,471	0	10,471	0	10,471
53 6117 OPTICAL SUPPLIES	0	140,207	140,207	0	140,207	0	140,207
53 6118 CHIROPRACTIC	0	80	80	0	80	0	80
53 6119 OPTICAL	0	2,952	2,952	0	2,952	0	2,952
53 6121 HOSPITAL OUTPATIENT-GENE	-85,530	-86,536	-86,536	0	-86,536	0	-86,536
53 6123 CLINICS-MENTAL HLTH FSO	-658,123	-3,642	-3,642	0	-3,642	0	-3,642
53 6124 CLINICS - HEALTH DEPT	-26,893	-47,269	-47,269	0	-47,269	0	-47,269
53 6125 CLINICS- FREE STANDING	0	-6,228	-6,228	0	-6,228	0	-6,228
53 6128 LAB & X-RAY	-415,079	3,485	3,485	0	3,485	0	3,485
53 6129 HOME HEALTH	-440,193	-1,308,429	-1,308,429	0	-1,308,429	0	-1,308,429
53 6130 PRESCRIBED DRUGS	-22,433,479	-7,709,740	-7,709,740	0	-7,709,740	0	-7,709,740
53 6136 FAM PLAN-HEALTH DEPT	0	-61	-61	0	-61	0	-61
53 6137 FAM PLAN-FREE STANDING	0	-121	-121	0	-121	0	-121
53 6139 HEALTH CHECK-HEALTH DEPT	0	312	312	0	312	0	312
53 6140 PART B BUY-IN NON CASH	-93,512	18,375	18,375	0	18,375	0	18,375
53 6141 PART B BUY-IN CAT NEEDED	253,746	230,068	230,068	0	230,068	0	230,068
53 6142 AMBULANCE	-1,447	0	0	0	0	0	0
53 6144 PERSONAL CARE	-698,175	981	981	0	981	0	981
53 6146 HEALTH CHECK- RURAL HLTH	0	-327	-327	0	-327	0	-327
53 6147 HEALTH CHECK-OTHER PROVI	0	254	254	0	254	0	254
53 6150 DRUG REBATE	-293,439,382	-273,247,668	-273,247,668	-48,269,442	-321,517,110	-93,092,305	-366,339,973
53 6151 CASE MANAGEMENT -NFP	0	-1,046,881	-1,046,881	0	-1,046,881	0	-1,046,881
53 6154 HOSP OUTPT-EMERGENCY ROO	0	5,630	5,630	0	5,630	0	5,630
53 6156 HOSP INPT GEN XOVERS	0	128	128	0	128	0	128
53 6159 CAP - DISABLED	65,740	30,238	30,238	0	30,238	0	30,238
53 6161 CAP-CHILDREN	-263,279	0	0	0	0	0	0
53 6165 DURABLE MEDICAL EQUIPEME	-11,254	1,983	1,983	0	1,983	0	1,983
53 6179 HEALTH CHECK-FQHC	-1,008	0	0	0	0	0	0
53 618A DOM CARE PCS BASIC	-32,619	0	0	0	0	0	0

Fund Detail

14445 DHHS - Division of Medical Assistance

1330 Medical Assistance Adjustments and Refunds

DESCRIPTION (1)	2003-2004 ACTUAL (2)	2004-2005 CERTIFIED (3)	2004-2005 AUTHORIZED (4)	2005-2006 INCR/DECR (5)	2005-2006 TOTAL (6)	2006-2007 INCR/DECR (7)	2006-2007 TOTAL (8)
REQUIREMENTS							
53 618H HIV CASE MGMT	-40,000	0	0	0	0	0	0
53 6187 AMBULATORY SURGICAL CENT	0	-424	-424	0	-424	0	-424
TOTAL AID & PUBLIC ASSISTANCE	-368,790,820	-316,112,702	-316,112,702	-48,269,442	-364,382,144	-93,092,305	-409,205,007
53 81K1 TRANS TO W/N 14445	67,569,231	86,025,683	86,025,683	14,965,337	100,991,020	29,045,362	115,071,045
53 81K3 TRANS TO B/C 14446	3,171,238	0	0	0	0	0	0
TOTAL INTRAGOVERNMENTAL TRANSACT	70,740,469	86,025,683	86,025,683	14,965,337	100,991,020	29,045,362	115,071,045
TOTAL REQUIREMENTS	-298,050,351	-230,087,019	-230,087,019	-33,304,105	-263,391,124	-64,046,943	-294,133,962
ESTIMATED RECEIPTS							
43 2200 COUNTY FUNDS/RECEIPTS	-25,342,215	-17,957,988	-17,957,988	-2,640,942	-20,598,930	-5,125,652	-23,083,640
53 886B M.A. GRANT - DMA	-231,697,380	-181,970,502	-181,970,502	-30,663,163	-212,633,665	-58,921,291	-240,891,793
TOTAL RECEIPTS	-257,039,595	-199,928,490	-199,928,490	-33,304,105	-233,232,595	-64,046,943	-263,975,433
NET APPROPRIATION	-41,010,756	-30,158,529	-30,158,529	0	-30,158,529	0	-30,158,529

Fund Detail

14445 DHHS - Division of Medical Assistance

1336 Disproportionate Share Pay Psychology - Hospital

DESCRIPTION (1)	2003-2004 ACTUAL (2)	2004-2005 CERTIFIED (3)	2004-2005 AUTHORIZED (4)	2005-2006 INCR/DECR (5)	2005-2006 TOTAL (6)	2006-2007 INCR/DECR (7)	2006-2007 TOTAL (8)
REQUIREMENTS							
53 6198 DISPROPORTIONATE SH PAYMTS	408,120,388	413,190,869	413,190,869	0	413,190,869	0	413,190,869
TOTAL AID & PUBLIC ASSISTANCE	408,120,388	413,190,869	413,190,869	0	413,190,869	0	413,190,869
53 81K2 TRANS TO B/C 64445 DMA	201,786,566	207,465,860	207,465,860	0	207,465,860	0	207,465,860
TOTAL INTRAGOVERNMENTAL TRANSACT	201,786,566	207,465,860	207,465,860	0	207,465,860	0	207,465,860
TOTAL REQUIREMENTS	609,906,954	620,656,729	620,656,729	0	620,656,729	0	620,656,729
ESTIMATED RECEIPTS							
43 2996 PROVIDER MATCH	4,165,502	4,004,555	4,004,555	0	4,004,555	0	4,004,555
43 81K1 TRANS FROM OTHER FUNDS	201,786,566	207,465,860	207,465,860	0	207,465,860	0	207,465,860
43 81K2 TRANSFER FROM 64445	91,736,206	82,529,664	82,529,664	0	82,529,664	0	82,529,664
53 886B M.A. GRANT - DMA	255,752,248	260,980,750	260,980,750	0	260,980,750	0	260,980,750
TOTAL RECEIPTS	553,440,522	554,980,829	554,980,829	0	554,980,829	0	554,980,829
NET APPROPRIATION	56,466,432	65,675,900	65,675,900	0	65,675,900	0	65,675,900

Fund Detail

14445 DHHS - Division of Medical Assistance

1340 Undispositioned Receipts

DESCRIPTION (1)	2003-2004 ACTUAL (2)	2004-2005 CERTIFIED (3)	2004-2005 AUTHORIZED (4)	2005-2006 INCR/DECR (5)	2005-2006 TOTAL (6)	2006-2007 INCR/DECR (7)	2006-2007 TOTAL (8)
REQUIREMENTS							
53 6192 EDSF SYST RECOUPS/RECEIP	2,882,277	0	0	0	0	0	0
53 6196 INDO-CHINESE MED ASS'T	148	0	0	0	0	0	0
TOTAL AID & PUBLIC ASSISTANCE	2,882,425	0	0	0	0	0	0
53 81K1 TRANS TO W/N 14445	37,990	0	0	0	0	0	0
TOTAL INTRAGOVERNMENTAL TRANSACT	37,990	0	0	0	0	0	0
TOTAL REQUIREMENTS	2,920,415	0	0	0	0	0	0
ESTIMATED RECEIPTS							
43 7113 INSURANCE RECOVERIES	-60,532,699	0	0	0	0	0	0
43 7990 OTHER MISC REV-PROGRAM	-174,646,509	0	0	0	0	0	0
43 81K2 TRANSFER FROM 64445	255,619,105	0	0	0	0	0	0
TOTAL RECEIPTS	20,439,897	0	0	0	0	0	0
NET APPROPRIATION	-17,519,482	0	0	0	0	0	0

Fund Detail

14445 DHHS - Division of Medical Assistance

1350 Periodic Payments

DESCRIPTION (1)	2003-2004 ACTUAL (2)	2004-2005 CERTIFIED (3)	2004-2005 AUTHORIZED (4)	2005-2006 INCR/DECR (5)	2005-2006 TOTAL (6)	2006-2007 INCR/DECR (7)	2006-2007 TOTAL (8)
REQUIREMENTS							

53 6191 PARTIAL PAYMENTS	-316,427	0	0	0	0	0	0

TOTAL AID & PUBLIC ASSISTANCE	-316,427	0	0	0	0	0	0

TOTAL REQUIREMENTS	-316,427	0	0	0	0	0	0

ESTIMATED RECEIPTS							

TOTAL RECEIPTS	0	0	0	0	0	0	0

NET APPROPRIATION	-316,427	0	0	0	0	0	0

Fund Detail

14445 DHHS - Division of Medical Assistance

1810 Revenue Clearing

DESCRIPTION (1)	2003-2004 ACTUAL (2)	2004-2005 CERTIFIED (3)	2004-2005 AUTHORIZED (4)	2005-2006 INCR/DECR (5)	2005-2006 TOTAL (6)	2006-2007 INCR/DECR (7)	2006-2007 TOTAL (8)
ESTIMATED RECEIPTS							
43 2200 COUNTY FUNDS/RECEIPTS	-35,853,720	0	0	0	0	0	0
43 2250 COUNTY FUNDS/CERTIFIED	623,488	0	0	0	0	0	0
53 88JK NURSING FACILITY GRANT	-20,406	0	0	0	0	0	0
53 886B M.A. GRANT - DMA	-4,758,569	0	0	0	0	0	0
53 886C M.A. ADMINIST. GRANT	148,253	0	0	0	0	0	0
53 886P PAMP	-119,555	0	0	0	0	0	0
53 887J DSS-REFUGEE CLAIMS	-267,010	0	0	0	0	0	0

TOTAL RECEIPTS	-40,247,519	0	0	0	0	0	0

NET APPROPRIATION	40,247,519	0	0	0	0	0	0

Fund Detail

14445 DHHS - Division of Medical Assistance

1910 Reserves and Transfers

DESCRIPTION (1)	2003-2004 ACTUAL (2)	2004-2005 CERTIFIED (3)	2004-2005 AUTHORIZED (4)	2005-2006 INCR/DECR (5)	2005-2006 TOTAL (6)	2006-2007 INCR/DECR (7)	2006-2007 TOTAL (8)
REQUIREMENTS							
53 5300 DEBT SERVICE	-235	0	0	0	0	0	0
TOTAL OTHER EXPENSES & ADJUSTMEN	-235	0	0	0	0	0	0
53 8040 DISATER RELIEF RESERVE T	15,500,617	0	0	0	0	0	0
53 81K1 TRANS TO W/N 14445	318,484	0	0	0	0	0	0
53 819G TRANS TO 19961 OSC DSH	97,144,325	100,000,000	100,000,000	0	100,000,000	0	100,000,000
TOTAL INTRAGOVERNMENTAL TRANSACT	112,963,426	100,000,000	100,000,000	0	100,000,000	0	100,000,000
TOTAL REQUIREMENTS	112,963,191	100,000,000	100,000,000	0	100,000,000	0	100,000,000
ESTIMATED RECEIPTS							
43 3110 INT/DIV INC INVST PROGRM	664,050	0	0	0	0	0	0
43 5500 FINES, PENALTIES, ASSESS	223,189	0	0	0	0	0	0
43 5830 OTHER FEES	20	0	0	0	0	0	0
43 7122 ACCTS RECEIVABLE INTERES	622	0	0	0	0	0	0
TOTAL RECEIPTS	887,881	0	0	0	0	0	0
NET APPROPRIATION	112,075,310	100,000,000	100,000,000	0	100,000,000	0	100,000,000

Fund Detail

14445 DHHS - Division of Medical Assistance

1991 Federal Indirect Reserve

DESCRIPTION (1)	2003-2004 ACTUAL (2)	2004-2005 CERTIFIED (3)	2004-2005 AUTHORIZED (4)	2005-2006 INCR/DECR (5)	2005-2006 TOTAL (6)	2006-2007 INCR/DECR (7)	2006-2007 TOTAL (8)
REQUIREMENTS							
53 81K1 TRANS TO W/N 14445	266,547	0	0	0	0	0	0
TOTAL INTRAGOVERNMENTAL TRANSACT	266,547	0	0	0	0	0	0
TOTAL REQUIREMENTS	266,547	0	0	0	0	0	0
ESTIMATED RECEIPTS							
53 886C M.A. ADMINIST. GRANT	277,380	0	0	0	0	0	0
TOTAL RECEIPTS	277,380	0	0	0	0	0	0
NET APPROPRIATION	-10,833	0	0	0	0	0	0

Fund Detail

14445 DHHS - Division of Medical Assistance

1992 Prior Year Earned Revenue

DESCRIPTION (1)	2003-2004 ACTUAL (2)	2004-2005 CERTIFIED (3)	2004-2005 AUTHORIZED (4)	2005-2006 INCR/DECR (5)	2005-2006 TOTAL (6)	2006-2007 INCR/DECR (7)	2006-2007 TOTAL (8)
REQUIREMENTS							
53 81D1 TRANS TO 14410 CMS	0	14,200,000	14,200,000	0	14,200,000	0	14,200,000
TOTAL INTRAGOVERNMENTAL TRANSACT	0	14,200,000	14,200,000	0	14,200,000	0	14,200,000
TOTAL REQUIREMENTS	0	14,200,000	14,200,000	0	14,200,000	0	14,200,000
ESTIMATED RECEIPTS							
43 2200 COUNTY FUNDS/RECEIPTS	29,806,378	14,200,000	14,200,000	0	14,200,000	0	14,200,000
TOTAL RECEIPTS	29,806,378	14,200,000	14,200,000	0	14,200,000	0	14,200,000
NET APPROPRIATION	-29,806,378	0	0	0	0	0	0

Fund Detail

14445 DHHS - Division of Medical Assistance

1993 Prior Year Adjustments or Audit Exceptions

DESCRIPTION (1)	2003-2004 ACTUAL (2)	2004-2005 CERTIFIED (3)	2004-2005 AUTHORIZED (4)	2005-2006 INCR/DECR (5)	2005-2006 TOTAL (6)	2006-2007 INCR/DECR (7)	2006-2007 TOTAL (8)
REQUIREMENTS							
53 6101 HOSPITAL INPATIENT-GENER	-1,484,123	0	0	0	0	0	0
53 6121 HOSPITAL OUTPATIENT-GENE	-80,262	0	0	0	0	0	0
53 6133 FAM PLAN-HOSP INPATIENT	1,484,123	0	0	0	0	0	0
53 6163 LOCAL EDUC AGENCIES -FSO	-1,158,496	0	0	0	0	0	0
53 6198 DISPROPIONATE SH PAYMTS	-205,656	0	0	0	0	0	0
TOTAL AID & PUBLIC ASSISTANCE	-1,444,414	0	0	0	0	0	0
TOTAL REQUIREMENTS	-1,444,414	0	0	0	0	0	0
ESTIMATED RECEIPTS							
43 2200 COUNTY FUNDS/RECEIPTS	-337,419	0	0	0	0	0	0
43 2996 PROVIDER MATCH	-408,833	0	0	0	0	0	0
43 7990 OTHER MISC REV-PROGRAM	-749,663	0	0	0	0	0	0
53 886B M.A. GRANT - DMA	394,330	0	0	0	0	0	0
TOTAL RECEIPTS	-1,101,585	0	0	0	0	0	0
NET APPROPRIATION	-342,829	0	0	0	0	0	0

Summary by Purpose
14446 DHHS - Div. of Medical Assistance - NC Health Choice

DESCRIPTION (1)	2003-2004 ACTUAL (2)	2004-2005 CERTIFIED (3)	2004-2005 AUTHORIZED (4)	2005-2006 INCR/DECR (5)	2005-2006 TOTAL (6)	2006-2007 INCR/DECR (7)	2006-2007 TOTAL (8)
REQUIREMENTS							
1101 STATE LEVEL ADMIN	108,326	216,128	216,128	571	216,699	571	216,699
1310 MEDICAL PAYMENTS	202,020,101	236,173,260	236,173,260	0	236,173,260	0	236,173,260
TOTAL REQUIREMENTS	202,128,427	236,389,388	236,389,388	571	236,389,959	571	236,389,959
ESTIMATED RECEIPTS							
1101 STATE LEVEL ADMIN	78,335	159,491	159,491	424	159,915	424	159,915
1310 MEDICAL PAYMENTS	152,563,513	174,194,063	174,194,063	0	174,194,063	0	174,194,063
TOTAL RECEIPTS	152,641,848	174,353,554	174,353,554	424	174,353,978	424	174,353,978
NET APPROPRIATION	49,486,579	62,035,834	62,035,834	147	62,035,981	147	62,035,981

Summary by Account

14446 DHHS - Div. of Medical Assistance - NC Health Choice

DESCRIPTION (1)	2003-2004 ACTUAL (2)	2004-2005 CERTIFIED (3)	2004-2005 AUTHORIZED (4)	2005-2006 INCR/DECR (5)	2005-2006 TOTAL (6)	2006-2007 INCR/DECR (7)	2006-2007 TOTAL (8)
REQUIREMENTS							
53 1211 SPA-REG SALARIES-APPRO	22,931	23,254	23,254	0	23,254	0	23,254
53 1212 SPA-REG SALARIES-RECPT	65,265	66,658	66,658	0	66,658	0	66,658
53 1461 EPA&LONGVTY PAY-APPR	882	878	878	147	1,025	147	1,025
53 1462 EPA&SPA-LONGVTY PAY-REC	2,517	2,519	2,519	424	2,943	424	2,943
53 1511 SOCIAL SEC CONTRIB-APPRO	1,757	1,846	1,846	0	1,846	0	1,846
53 1512 SOCIAL SEC CONTRIB-RECPT	5,002	5,292	5,292	0	5,292	0	5,292
53 1521 REG RETIRE CONTRIB-APPRO	815	1,376	1,376	0	1,376	0	1,376
53 1522 REG RETIRE CONTRIB-RECPT	2,318	4,009	4,009	0	4,009	0	4,009
53 1561 MED INS CONTRIB-APPRO	1,720	3,569	3,569	0	3,569	0	3,569
53 1562 MED INS CONTRIB-RECEIPTS	4,893	10,159	10,159	0	10,159	0	10,159
TOTAL PERSONAL SERVICES	108,100	119,560	119,560	571	120,131	571	120,131
53 2800 COMMUNICATIONS/DATA PROC	0	90,605	90,605	0	90,605	0	90,605
TOTAL PURCHASED SERVICES	0	90,605	90,605	0	90,605	0	90,605
53 4500 EQUIPMENT	0	3,981	3,981	0	3,981	0	3,981
53 4700 INTANGIBLE ASSETS	0	1,982	1,982	0	1,982	0	1,982
TOTAL PROPERTY, PLANT & EQUIPMT	0	5,963	5,963	0	5,963	0	5,963
53 6291	-50,847	0	0	0	0	0	0
TOTAL AID & PUBLIC ASSISTANCE	-50,847	0	0	0	0	0	0
53 8010 FLEXIBLE BENEFITS	226	0	0	0	0	0	0
53 81K4 /TRF TO B/C 58410 CHIP	202,070,948	236,173,260	236,173,260	0	236,173,260	0	236,173,260
TOTAL INTRAGOVERNMENTAL TRANSACT	202,071,174	236,173,260	236,173,260	0	236,173,260	0	236,173,260
TOTAL REQUIREMENTS	202,128,427	236,389,388	236,389,388	571	236,389,959	571	236,389,959

Summary by Account
14446 DHHS - Div. of Medical Assistance - NC Health Choice

DESCRIPTION (1)	2003-2004 ACTUAL (2)	2004-2005 CERTIFIED (3)	2004-2005 AUTHORIZED (4)	2005-2006 INCR/DECR (5)	2005-2006 TOTAL (6)	2006-2007 INCR/DECR (7)	2006-2007 TOTAL (8)
ESTIMATED RECEIPTS							
43 81K1 TRANS FR B/C 14445 DMA	3,171,238	0	0	0	0	0	0
53 886D TRANS TO SEHP	149,470,610	174,353,554	174,353,554	424	174,353,978	424	174,353,978

TOTAL RECEIPTS	152,641,848	174,353,554	174,353,554	424	174,353,978	424	174,353,978

NET APPROPRIATION	49,486,579	62,035,834	62,035,834	147	62,035,981	147	62,035,981

**Position Counts
Summary by Purpose**

14446 DHHS - Div. of Medical Assistance - NC Health Choice

DESCRIPTION (1)	2003-2004 ACTUAL (2)	2004-2005 CERTIFIED (3)	2004-2005 AUTHORIZED (4)	2005-2006 INCR/DECR (5)	2005-2006 TOTAL (6)	2006-2007 INCR/DECR (7)	2006-2007 TOTAL (8)
REQUIREMENTS							

1101 STATE LEVEL ADMIN	2.00	2.00	2.00	.00	2.00	.00	2.00

TOTAL REQUIREMENTS	2.00	2.00	2.00	.00	2.00	.00	2.00

**Position Counts
Summary by Account
14446 DHHS - Div. of Medical Assistance - NC Health Choice**

DESCRIPTION (1)	2003-2004 ACTUAL (2)	2004-2005 CERTIFIED (3)	2004-2005 AUTHORIZED (4)	2005-2006 INCR/DECR (5)	2005-2006 TOTAL (6)	2006-2007 INCR/DECR (7)	2006-2007 TOTAL (8)
REQUIREMENTS							
53 1211 SPA-REG SALARIES-APPRO	.52	.51	.51	.00	.51	.00	.51
53 1212 SPA-REG SALARIES-RECPT	1.48	1.48	1.48	.00	1.48	.00	1.48
TOTAL REQUIREMENTS	2.00	2.00	2.00	.00	2.00	.00	2.00

Fund Detail

14446 DHHS - Div. of Medical Assistance - NC Health Choice

1101 State Level Administration

DESCRIPTION (1)	2003-2004 ACTUAL (2)	2004-2005 CERTIFIED (3)	2004-2005 AUTHORIZED (4)	2005-2006 INCR/DECR (5)	2005-2006 TOTAL (6)	2006-2007 INCR/DECR (7)	2006-2007 TOTAL (8)
REQUIREMENTS							
53 1211 SPA-REG SALARIES-APPRO	22,931	23,254	23,254	0	23,254	0	23,254
53 1212 SPA-REG SALARIES-RECPT	65,265	66,658	66,658	0	66,658	0	66,658
53 1461 EPA&LONGVTY PAY-APPR	882	878	878	147	1,025	147	1,025
53 1462 EPA&SPA-LONGVTY PAY-REC	2,517	2,519	2,519	424	2,943	424	2,943
53 1511 SOCIAL SEC CONTRIB-APPRO	1,757	1,846	1,846	0	1,846	0	1,846
53 1512 SOCIAL SEC CONTRIB-RECPT	5,002	5,292	5,292	0	5,292	0	5,292
53 1521 REG RETIRE CONTRIB-APPRO	815	1,376	1,376	0	1,376	0	1,376
53 1522 REG RETIRE CONTRIB-RECPT	2,318	4,009	4,009	0	4,009	0	4,009
53 1561 MED INS CONTRIB-APPRO	1,720	3,569	3,569	0	3,569	0	3,569
53 1562 MED INS CONTRIB-RECEIPTS	4,893	10,159	10,159	0	10,159	0	10,159
TOTAL PERSONAL SERVICES	108,100	119,560	119,560	571	120,131	571	120,131
53 2800 COMMUNICATIONS/DATA PROC	0	90,605	90,605	0	90,605	0	90,605
TOTAL PURCHASED SERVICES	0	90,605	90,605	0	90,605	0	90,605
53 4500 EQUIPMENT	0	3,981	3,981	0	3,981	0	3,981
53 4700 INTANGIBLE ASSETS	0	1,982	1,982	0	1,982	0	1,982
TOTAL PROPERTY, PLANT & EQUIPMT	0	5,963	5,963	0	5,963	0	5,963
53 8010 FLEXIBLE BENEFITS	226	0	0	0	0	0	0
TOTAL INTRAGOVERNMENTAL TRANSACT	226	0	0	0	0	0	0
TOTAL REQUIREMENTS	108,326	216,128	216,128	571	216,699	571	216,699
ESTIMATED RECEIPTS							
53 886D TRANS TO SEHP	78,335	159,491	159,491	424	159,915	424	159,915

Fund Detail

14446 DHHS - Div. of Medical Assistance - NC Health Choice

1101 State Level Administration

DESCRIPTION (1)	2003-2004 ACTUAL (2)	2004-2005 CERTIFIED (3)	2004-2005 AUTHORIZED (4)	2005-2006 INCR/DECR (5)	2005-2006 TOTAL (6)	2006-2007 INCR/DECR (7)	2006-2007 TOTAL (8)
TOTAL RECEIPTS	78,335	159,491	159,491	424	159,915	424	159,915

NET APPROPRIATION	29,991	56,637	56,637	147	56,784	147	56,784

Fund Detail

14446 DHHS - Div. of Medical Assistance - NC Health Choice

1310 Medical Payments

DESCRIPTION (1)	2003-2004 ACTUAL (2)	2004-2005 CERTIFIED (3)	2004-2005 AUTHORIZED (4)	2005-2006 INCR/DECR (5)	2005-2006 TOTAL (6)	2006-2007 INCR/DECR (7)	2006-2007 TOTAL (8)
REQUIREMENTS							
53 6291	-50,847	0	0	0	0	0	0
TOTAL AID & PUBLIC ASSISTANCE	-50,847	0	0	0	0	0	0
53 81K4 /TRF TO B/C 58410 CHIP	202,070,948	236,173,260	236,173,260	0	236,173,260	0	236,173,260
TOTAL INTRAGOVERNMENTAL TRANSACT	202,070,948	236,173,260	236,173,260	0	236,173,260	0	236,173,260
TOTAL REQUIREMENTS	202,020,101	236,173,260	236,173,260	0	236,173,260	0	236,173,260
ESTIMATED RECEIPTS							
43 81K1 TRANS FR B/C 14445 DMA	3,171,238	0	0	0	0	0	0
53 886D TRANS TO SEHP	149,392,275	174,194,063	174,194,063	0	174,194,063	0	174,194,063
TOTAL RECEIPTS	152,563,513	174,194,063	174,194,063	0	174,194,063	0	174,194,063
NET APPROPRIATION	49,456,588	61,979,197	61,979,197	0	61,979,197	0	61,979,197

Summary by Purpose

14450 DHHS-Div of Services for the Blind & Deaf/Hard of Hearing

DESCRIPTION (1)	2003-2004 ACTUAL (2)	2004-2005 CERTIFIED (3)	2004-2005 AUTHORIZED (4)	2005-2006 INCR/DECR (5)	2005-2006 TOTAL (6)	2006-2007 INCR/DECR (7)	2006-2007 TOTAL (8)
REQUIREMENTS							
1110 MANAGEMENT & SUPPORT	1,925,309	1,320,889	1,319,079	2,306	1,321,385	3,299	1,322,378
1210 SPECL ASSIST. F/T BLIND	861,623	903,614	903,614	0	903,614	0	903,614
1410 INDEPN DNT LIVING SERVICE	6,992,259	7,190,848	7,192,658	82,024	7,274,682	171,267	7,363,925
1510 COUNSELING & PLACEMENT	13,718,294	12,500,020	12,500,020	168,834	12,668,854	314,103	12,814,123
1610 BUSINESS ENTERPRISES	756,064	740,329	740,329	1,301	741,630	1,939	742,268
1810 DHHS GENERAL ADMIN	658,019	433,173	435,598	-2,730	432,868	-2,730	432,868
1820 DHHS REGIONAL RESOURCE	1,800,113	2,099,352	2,096,927	7,039	2,103,966	7,974	2,104,901
1991 FEDERAL INDIRECT RESERVE	406,192	0	0	0	0	0	0
1992 PRIOR YEAR EARNED REVENU	30,000	0	0	0	0	0	0
1993 PRIOR PERIOD REFUNDS	-27,230	0	0	0	0	0	0
TOTAL REQUIREMENTS	27,120,643	25,188,225	25,188,225	258,774	25,446,999	495,852	25,684,077
ESTIMATED RECEIPTS							
1110 MANAGEMENT & SUPPORT	1,408,412	787,796	787,796	1,522	789,318	2,176	789,972
1190 FEDERAL REVENUE CLEARING	-301	0	0	0	0	0	0
1210 SPECL ASSIST. F/T BLIND	437,681	465,807	465,807	0	465,807	0	465,807
1410 INDEPN DNT LIVING SERVICE	3,852,025	3,816,161	3,816,161	465	3,816,626	2,617	3,818,778
1510 COUNSELING & PLACEMENT	11,044,146	9,631,782	9,631,782	131,314	9,763,096	245,525	9,877,307
1610 BUSINESS ENTERPRISES	756,401	740,329	740,329	1,301	741,630	1,939	742,268
1810 DHHS GENERAL ADMIN	266,133	27,321	27,321	0	27,321	0	27,321
1820 DHHS REGIONAL RESOURCE	3,230	0	0	0	0	0	0
1991 FEDERAL INDIRECT RESERVE	406,331	0	0	0	0	0	0
1992 PRIOR YEAR EARNED REVENU	221,316	0	0	0	0	0	0
1993 PRIOR PERIOD REFUNDS	-15,941	0	0	0	0	0	0
TOTAL RECEIPTS	18,379,433	15,469,196	15,469,196	134,602	15,603,798	252,257	15,721,453
NET APPROPRIATION	8,741,210	9,719,029	9,719,029	124,172	9,843,201	243,595	9,962,624

Summary by Account

14450 DHHS-Div of Services for the Blind & Deaf/Hard of Hearing

DESCRIPTION (1)	2003-2004 ACTUAL (2)	2004-2005 CERTIFIED (3)	2004-2005 AUTHORIZED (4)	2005-2006 INCR/DECR (5)	2005-2006 TOTAL (6)	2006-2007 INCR/DECR (7)	2006-2007 TOTAL (8)
REQUIREMENTS							
53 1211 SPA REGULAR SALAR-APPROP	1,290,516	1,520,494	1,520,494	0	1,520,494	0	1,520,494
53 1212 SPA REGULAR SALAR-RECEIP	932,468	1,013,199	1,013,199	0	1,013,199	0	1,013,199
53 1213 SPA REGULAR SALAR-UNDESI	7,611,910	7,907,828	7,900,744	0	7,900,744	0	7,900,744
53 1251 SPA-TEACH SALARIES-APPRO	1,200	0	0	0	0	0	0
53 1253 SPA-TEACH SALARIES-UND	1,189,092	1,249,534	1,256,618	0	1,256,618	0	1,256,618
53 1254 SPA TEACHING SUPP-APPR	-1	0	0	0	0	0	0
53 1256 TEACHER SUPP-UNDESIGNAT	57,880	48,090	48,090	0	48,090	0	48,090
53 1311 REG(N S) TEMP WAGES-APPR	0	2,335	2,335	0	2,335	0	2,335
53 1351 STU TEMP WAGES - APPRO	0	5,000	5,000	0	5,000	0	5,000
53 1423 HOLIDAY PAY-UNDES	0	1,101	1,101	0	1,101	0	1,101
53 1433 SHIFT 10% UNDESIGNAT	18,867	11,773	11,773	0	11,773	0	11,773
53 1461 EPA&SPA-LONGVTY PAY-APPR	9,781	11,916	11,916	3,918	15,834	4,742	16,658
53 1462 EPA&SPA-LONGVTY PAY-REC	7,174	9,845	9,845	4,524	14,369	5,087	14,932
53 1463 SPA LONG-UNDESIGNATE	232,874	184,789	184,789	66,950	251,739	74,019	258,808
53 1511 SOCIAL SEC CONTRIB-APPRO	96,420	117,403	117,403	305	117,708	368	117,771
53 1512 SOCIAL SEC CONTRIB-RECPT	74,131	78,615	78,615	166	78,781	208	78,823
53 1513 SOCIAL SEC UNDESIGNA	677,362	719,721	719,721	5,121	724,842	5,661	725,382
53 1521 REG RETIRE CONTRIB-APPRO	50,506	89,244	89,244	93	89,337	141	89,385
53 1522 REG RETIRE CONTRIB-RECPT	32,217	70,830	70,830	-10,362	60,468	-10,309	60,521
53 1523 REG RETIRE CONTRIB-UNDES	308,920	546,791	546,791	3,893	550,684	4,304	551,095
53 1561 MED INS CONTRIB-APPRO	121,525	144,144	144,144	0	144,144	0	144,144
53 1562 MED INS CONTRIB-RECPTS	90,405	99,029	99,029	-573	98,456	-573	98,456
53 1563 HEALTH INS UNDESIGNA	747,885	816,816	816,816	-29,817	786,999	-29,817	786,999
53 1572 UNEMP COMP PAYMNTS TO ES	0	384	384	0	384	0	384
53 1590 RESERVES FOR STAFF BENE	605	45,885	45,885	0	45,885	0	45,885
53 1625 ST DISABILITY P	-21,394	90,869	90,869	0	90,869	0	90,869
53 1631 WRKER COMP-MED PAYMENTS	49,838	20,951	20,951	0	20,951	0	20,951
53 1651 COMPENSATION TO BOARD ME	976	1,952	1,952	0	1,952	0	1,952
TOTAL PERSONAL SERVICES	13,581,157	14,808,538	14,808,538	44,218	14,852,756	53,831	14,862,369
53 2170 ADMIN SERVICES	346,138	104,274	104,274	0	104,274	0	104,274
53 2171 ADM SVCS-SUPP EMPLOYMENT	215,094	250,000	250,000	0	250,000	0	250,000
53 2182 LAUNDRY SER AGREEMENT	319	0	0	0	0	0	0
53 2184 JANITORIAL SER AGREEMENT	0	1,601	1,601	0	1,601	0	1,601
53 2185 WASTE REM/RECY SERV AGRE	1,511	486	486	0	486	0	486
53 2199 MISC CONTRACTUAL SERVICE	127,177	178,723	178,723	0	178,723	0	178,723

Summary by Account

14450 DHHS-Div of Services for the Blind & Deaf/Hard of Hearing

DESCRIPTION (1)	2003-2004 ACTUAL (2)	2004-2005 CERTIFIED (3)	2004-2005 AUTHORIZED (4)	2005-2006 INCR/DECR (5)	2005-2006 TOTAL (6)	2006-2007 INCR/DECR (7)	2006-2007 TOTAL (8)
53 2200 UTILITY/ENERGY SERVICES	11,355	14,991	14,991	0	14,991	0	14,991
53 2300 REPAIR SERVICES	2,378	13,603	13,603	0	13,603	0	13,603
53 2400 MAINTENANCE AGREEMENTS	26,125	21,655	21,655	0	21,655	0	21,655
53 2500 RENTAL/LEASES	1,072,617	868,396	868,396	0	868,396	0	868,396
53 2700 TRAVEL&OTHER EMPLOYEE EX	671,119	751,011	751,011	0	751,011	0	751,011
53 2800 COMMUNICATION&DATA PROC	143,207	139,650	139,650	0	139,650	0	139,650
53 2900 OTHER SERVICES	25,822	54,695	54,695	0	54,695	0	54,695
TOTAL PURCHASED SERVICES	2,642,862	2,399,085	2,399,085	0	2,399,085	0	2,399,085
53 3100 GENERAL ADMIN SUPPLIES	80,249	49,233	49,233	0	49,233	0	49,233
53 3200 FACILITY & HARDWARE SUPP	17,492	16,909	16,909	0	16,909	0	16,909
53 3300 VEHICLE/EQUIP OPER SUPPL	6,944	6,005	6,005	0	6,005	0	6,005
53 3400 FOOD&DIETARY SUPPLIES	26,228	67,736	67,736	0	67,736	0	67,736
53 3500 CLOTHING & RECREATNL SUP	521	0	0	0	0	0	0
53 3600 DRUGS/PHARMACEUTICAL SUP	1,036	3,276	3,276	0	3,276	0	3,276
53 3700 RESEARCH/DEVELOP& ED SUP	53,511	9,922	9,922	0	9,922	0	9,922
TOTAL SUPPLIES	185,981	153,081	153,081	0	153,081	0	153,081
53 4500 EQUIPMENT	299,194	112,844	112,844	0	112,844	0	112,844
53 4600 ART,OTHER ARTIFACTS&LIT	54,421	5,360	5,360	0	5,360	0	5,360
53 4700 INTANGIBLE ASSETS	2,290	2,598	2,598	0	2,598	0	2,598
TOTAL PROPERTY, PLANT & EQUIPMT	355,905	120,802	120,802	0	120,802	0	120,802
53 5600 ASSET & OTHER ADJUSTMENT	890,586	0	0	0	0	0	0
53 5800 OTHER ADMINISTRATIVE EXP	12,460	26,433	26,433	0	26,433	0	26,433
53 5900 OTHER EXPENSES	13,064	13,550	13,550	0	13,550	0	13,550
TOTAL OTHER EXPENSES & ADJUSTMEN	916,110	39,983	39,983	0	39,983	0	39,983
53 6101 CHORE SERVICES	660,657	734,606	734,606	0	734,606	0	734,606
53 6102 ILS-SERVICES	237,939	166,928	166,928	0	166,928	0	166,928
53 6103 ILS-TRANSPORTATION	0	1,000	1,000	0	1,000	0	1,000
53 6104 MEDICAL EYE CARE SERVICE	1,535,493	1,603,330	1,603,330	81,404	1,684,734	167,778	1,771,108
53 6105 REHAB SERV-BASIC SUPPORT	4,366,466	4,074,607	4,074,607	133,152	4,207,759	274,243	4,348,850

Summary by Account

14450 DHHS-Div of Services for the Blind & Deaf/Hard of Hearing

DESCRIPTION (1)	2003-2004 ACTUAL (2)	2004-2005 CERTIFIED (3)	2004-2005 AUTHORIZED (4)	2005-2006 INCR/DECR (5)	2005-2006 TOTAL (6)	2006-2007 INCR/DECR (7)	2006-2007 TOTAL (8)
53 6107 REHAB SERV-ILR	130,491	40,000	40,000	0	40,000	0	40,000
53 6108 REHAB SERV-OLDER BLIND	759,091	99,813	99,813	0	99,813	0	99,813
53 6112 MONEY PAYMENTS	749,622	871,054	871,054	0	871,054	0	871,054
53 6116 FINANCIAL ASST TO INDIV	0	10,560	10,560	0	10,560	0	10,560
53 6169 OTHER MEDICAL EXP	0	5,000	5,000	0	5,000	0	5,000
53 6189 OTHER SAB EXPENSE	0	5,000	5,000	0	5,000	0	5,000
53 6910 STATE A/B COUNTY EQUALIZ	12,001	12,000	12,000	0	12,000	0	12,000
TOTAL AID & PUBLIC ASSISTANCE	8,451,760	7,623,898	7,623,898	214,556	7,838,454	442,021	8,065,919
53 711A UNCOMMITTED SECTION 110	0	25,337	25,337	0	25,337	0	25,337
53 7170 RESERVES	2	0	0	0	0	0	0
TOTAL RESERVES	2	25,337	25,337	0	25,337	0	25,337
53 8010 DEPENDENT CARE-OP TFR	8,172	0	0	0	0	0	0
53 81D1 TRANS TO B/C 14410	19,192	0	0	0	0	0	0
53 81H6 TRANSFER TO 49864	41,429	0	0	0	0	0	0
53 81J1 TRF TO B/C 14440 DSS	900,000	0	0	0	0	0	0
53 8130 NON-FED SH-RENT	0	17,501	17,501	0	17,501	0	17,501
53 8901 CASH CARRIED FORWARD	18,073	0	0	0	0	0	0
TOTAL INTRAGOVERNMENTAL TRANSACT	986,866	17,501	17,501	0	17,501	0	17,501
TOTAL REQUIREMENTS	27,120,643	25,188,225	25,188,225	258,774	25,446,999	495,852	25,684,077
ESTIMATED RECEIPTS							
43 2200 COUNTY FUNDS	944,597	980,681	980,681	0	980,681	0	980,681
43 2401 KATE B REYNOLDS GRNT	0	3,486	3,486	0	3,486	0	3,486
43 4150 FOOD & VENDING SVC	0	203,786	203,786	314	204,100	465	204,251
43 4160 PROFESSIONAL SERVICES	0	8,031	8,031	0	8,031	0	8,031
43 5300 NCICS APPLICATION FEES	310	2,500	2,500	0	2,500	0	2,500
43 5900 OTHER LIC,FEES/PERMITS	21,014	24,821	24,821	0	24,821	0	24,821
43 6200 NONCAPITAL GIFTS	5,000	4,500	4,500	0	4,500	0	4,500

Summary by Account

14450 DHHS-Div of Services for the Blind & Deaf/Hard of Hearing

DESCRIPTION (1)	2003-2004 ACTUAL (2)	2004-2005 CERTIFIED (3)	2004-2005 AUTHORIZED (4)	2005-2006 INCR/DECR (5)	2005-2006 TOTAL (6)	2006-2007 INCR/DECR (7)	2006-2007 TOTAL (8)
43 7300 INDIRECT(OVERHD) COST RE	890,586	0	0	0	0	0	0
43 7990 OTHER MISC REV-PROGRAM	546,635	233,968	233,968	0	233,968	0	233,968
43 7992 IMPREST CASH	12,300	13,550	13,550	0	13,550	0	13,550
43 81L2 TR FR B/C 24450 SF 2615	216,087	0	0	0	0	0	0
43 8120 D D COUNCIL FUNDS	0	57,567	57,567	0	57,567	0	57,567
53 8220 DUAL EMPLOYMENT	3,569	0	0	0	0	0	0
53 8330 RENT-NON FED SH	0	17,501	17,501	0	17,501	0	17,501
53 881A V/R/ SECTION 110	10,886,215	10,311,699	10,311,699	133,309	10,445,008	248,441	10,560,140
53 881B INDEP LIVING	182,674	36,000	36,000	0	36,000	0	36,000
53 881D SUPPORTED EMPLOYMENT	220,270	0	0	0	0	0	0
53 881E REHAB TRAINING	54,066	45,567	45,567	0	45,567	0	45,567
53 881J IL/OLDER BLIND FORMU	983,864	321,498	321,498	0	321,498	0	321,498
53 886F OLDER BLIND-ILR	0	21,054	21,054	0	21,054	0	21,054
53 887Q SSBG REIMBURSEMENT	3,104,065	3,182,987	3,182,987	979	3,183,966	3,351	3,186,338
43 8901 CASH CARRIED FORWARD	308,181	0	0	0	0	0	0

TOTAL RECEIPTS	18,379,433	15,469,196	15,469,196	134,602	15,603,798	252,257	15,721,453

NET APPROPRIATION	8,741,210	9,719,029	9,719,029	124,172	9,843,201	243,595	9,962,624

**Position Counts
Summary by Purpose
14450 DHHS-Div of Services for the Blind & Deaf/Hard of Hearing**

DESCRIPTION (1)	2003-2004 ACTUAL (2)	2004-2005 CERTIFIED (3)	2004-2005 AUTHORIZED (4)	2005-2006 INCR/DECR (5)	2005-2006 TOTAL (6)	2006-2007 INCR/DECR (7)	2006-2007 TOTAL (8)
REQUIREMENTS							
1110 MANAGEMENT & SUPPORT	18.00	18.00	18.00	.00	18.00	.00	18.00
1410 INDEPNNT LIVING SERVICE	84.00	84.40	84.00	.00	84.00	.00	84.00
1510 COUNSELING & PLACEMENT	153.00	153.00	153.00	.00	153.00	.00	153.00
1610 BUSINESS ENTERPRISES	12.00	12.00	12.00	.00	12.00	.00	12.00
1810 DHHS GENERAL ADMIN	6.00	6.00	6.00	.00	6.00	.00	6.00
1820 DHHS REGIONAL RESOURCE	36.00	36.00	36.00	.00	36.00	.00	36.00
TOTAL REQUIREMENTS	309.00	309.40	309.00	.00	309.00	.00	309.00

**Position Counts
Summary by Account
14450 DHHS-Div of Services for the Blind & Deaf/Hard of Hearing**

DESCRIPTION (1)	2003-2004 ACTUAL (2)	2004-2005 CERTIFIED (3)	2004-2005 AUTHORIZED (4)	2005-2006 INCR/DECR (5)	2005-2006 TOTAL (6)	2006-2007 INCR/DECR (7)	2006-2007 TOTAL (8)
REQUIREMENTS							
53 1211 SPA REGULAR SALAR-APPROP	42.00	42.00	42.00	.00	42.00	.00	42.00
53 1212 SPA REGULAR SALAR-RECEIP	28.69	28.69	28.69	.00	28.69	.00	28.69
53 1213 SPA REGULAR SALAR-UNDESI	214.31	214.71	214.31	.00	214.31	.00	214.31
53 1253 SPA-TEACH SALARIES-UND	24.00	24.00	24.00	.00	24.00	.00	24.00
TOTAL REQUIREMENTS	309.00	309.40	309.00	.00	309.00	.00	309.00

Fund Detail

14450 DHHS-Div of Services for the Blind & Deaf/Hard of Hearing

1110 Management and Support Services

DESCRIPTION (1)	2003-2004 ACTUAL (2)	2004-2005 CERTIFIED (3)	2004-2005 AUTHORIZED (4)	2005-2006 INCR/DECR (5)	2005-2006 TOTAL (6)	2006-2007 INCR/DECR (7)	2006-2007 TOTAL (8)
REQUIREMENTS							
53 1213 SPA REGULAR SALAR-UNDESI	683,042	782,195	780,385	0	780,385	0	780,385
53 1463 SPA LONG-UNDESIGNATE	23,210	20,340	20,340	2,155	22,495	3,030	23,370
53 1513 SOCIAL SEC UNDESIGNA	52,862	61,394	61,394	26	61,420	93	61,487
53 1523 REG RETIRE CONTRIB-UNDES	23,891	46,562	46,562	125	46,687	176	46,738
53 1563 HEALTH INS UNDESIGNA	50,419	61,776	61,776	0	61,776	0	61,776
53 1590 RESERVES FOR STAFF BENE	443	43,885	43,885	0	43,885	0	43,885
53 1625 ST DISABILITY P	0	11,609	11,609	0	11,609	0	11,609
53 1631 WRKER COMP-MED PAYMENTS	22,981	7,251	7,251	0	7,251	0	7,251
TOTAL PERSONAL SERVICES	856,848	1,035,012	1,033,202	2,306	1,035,508	3,299	1,036,501
53 2170 ADMIN SERVICES	3,600	3,600	3,600	0	3,600	0	3,600
53 2300 REPAIR SERVICES	0	540	540	0	540	0	540
53 2400 MAINTENANCE AGREEMENTS	7,909	4,061	4,061	0	4,061	0	4,061
53 2500 RENTAL/LEASES	83,747	135,370	135,370	0	135,370	0	135,370
53 2700 TRAVEL&OTHER EMPLOYEE EX	13,296	16,963	16,963	0	16,963	0	16,963
53 2800 COMMUNICATION&DATA PROC	27,654	66,720	66,720	0	66,720	0	66,720
53 2900 OTHER SERVICES	1,085	6,248	6,248	0	6,248	0	6,248
TOTAL PURCHASED SERVICES	137,291	233,502	233,502	0	233,502	0	233,502
53 3100 GENERAL ADMIN SUPPLIES	9,659	7,413	7,413	0	7,413	0	7,413
53 3700 RESEARCH/DEVELOP& ED SUP	107	0	0	0	0	0	0
TOTAL SUPPLIES	9,766	7,413	7,413	0	7,413	0	7,413
53 4500 EQUIPMENT	19,399	25,301	25,301	0	25,301	0	25,301
53 4600 ART,OTHER ARTIFACTS&LIT	1,758	0	0	0	0	0	0
53 4700 INTANGIBLE ASSETS	1,641	0	0	0	0	0	0
TOTAL PROPERTY, PLANT & EQUIPMT	22,798	25,301	25,301	0	25,301	0	25,301
53 5600 ASSET & OTHER ADJUSTMENT	890,586	0	0	0	0	0	0
53 5800 OTHER ADMINISTRATIVE EXP	6,859	2,110	2,110	0	2,110	0	2,110
53 5900 OTHER EXPENSES	857	50	50	0	50	0	50
TOTAL OTHER EXPENSES & ADJUSTMEN	898,302	2,160	2,160	0	2,160	0	2,160
53 8010 DEPENDENT CARE-OP TFR	304	0	0	0	0	0	0
53 8130 NON-FED SH-RENT	0	17,501	17,501	0	17,501	0	17,501
TOTAL INTRAGOVERNMENTAL TRANSACT	304	17,501	17,501	0	17,501	0	17,501

Fund Detail

14450 DHHS-Div of Services for the Blind & Deaf/Hard of Hearing

1110 Management and Support Services

DESCRIPTION (1)	2003-2004 ACTUAL (2)	2004-2005 CERTIFIED (3)	2004-2005 AUTHORIZED (4)	2005-2006 INCR/DECR (5)	2005-2006 TOTAL (6)	2006-2007 INCR/DECR (7)	2006-2007 TOTAL (8)
<hr/>							
TOTAL REQUIREMENTS	1,925,309	1,320,889	1,319,079	2,306	1,321,385	3,299	1,322,378
<hr/>							
ESTIMATED RECEIPTS							
<hr/>							
43 4150 FOOD & VENDING SVC	29,974	10,199	10,199	36	10,235	52	10,251
43 5900 OTHER LIC,FEES/PERMITS	1,328	0	0	0	0	0	0
43 7300 INDIRECT(OVERHD) COST RE	890,586	0	0	0	0	0	0
43 7990 OTHER MISC REV-PROGRAM	3,699	26,977	26,977	0	26,977	0	26,977
43 7992 IMPREST CASH	100	50	50	0	50	0	50
53 8330 RENT-NON FED SH	0	17,501	17,501	0	17,501	0	17,501
53 881A V/R/ SECTION 110	482,725	727,886	727,886	972	728,858	1,390	729,276
53 887Q SSBG REIMBURSEMENT	0	5,183	5,183	514	5,697	734	5,917
<hr/>							
TOTAL RECEIPTS	1,408,412	787,796	787,796	1,522	789,318	2,176	789,972
<hr/>							
NET APPROPRIATION	516,897	533,093	531,283	784	532,067	1,123	532,406

Fund Detail

14450 DHHS-Div of Services for the Blind & Deaf/Hard of Hearing

1190 Federal Revenue Clearing

DESCRIPTION (1)	2003-2004 ACTUAL (2)	2004-2005 CERTIFIED (3)	2004-2005 AUTHORIZED (4)	2005-2006 INCR/DECR (5)	2005-2006 TOTAL (6)	2006-2007 INCR/DECR (7)	2006-2007 TOTAL (8)
ESTIMATED RECEIPTS							
43 2501 AMERICORP FUNDS	16	0	0	0	0	0	0
43 4150 FOOD & VENDING SVC	-193,538	0	0	0	0	0	0
43 5900 OTHER LIC,FEES/PERMITS	-16,179	0	0	0	0	0	0
43 81L2 TR FR B/C 24450 SF 2615	216,087	0	0	0	0	0	0
53 881B INDEP LIVING	443	0	0	0	0	0	0
53 881E REHAB TRAINING	-8,487	0	0	0	0	0	0
53 881J IL/OLDER BLIND FORMU	1,357	0	0	0	0	0	0

TOTAL RECEIPTS	-301	0	0	0	0	0	0

NET APPROPRIATION	301	0	0	0	0	0	0

Fund Detail

14450 DHHS-Div of Services for the Blind & Deaf/Hard of Hearing

1210 Special Assistance for the Blind

DESCRIPTION (1)	2003-2004 ACTUAL (2)	2004-2005 CERTIFIED (3)	2004-2005 AUTHORIZED (4)	2005-2006 INCR/DECR (5)	2005-2006 TOTAL (6)	2006-2007 INCR/DECR (7)	2006-2007 TOTAL (8)
REQUIREMENTS							
53 6112 MONEY PAYMENTS	749,622	871,054	871,054	0	871,054	0	871,054
53 6116 FINANCIAL ASST TO INDIV	0	10,560	10,560	0	10,560	0	10,560
53 6169 OTHER MEDICAL EXP	0	5,000	5,000	0	5,000	0	5,000
53 6189 OTHER SAB EXPENSE	0	5,000	5,000	0	5,000	0	5,000
53 6910 STATE A/B COUNTY EQUALIZ	12,001	12,000	12,000	0	12,000	0	12,000
TOTAL AID & PUBLIC ASSISTANCE	761,623	903,614	903,614	0	903,614	0	903,614
53 81J1 TRF TO B/C 14440 DSS	100,000	0	0	0	0	0	0
TOTAL INTRAGOVERNMENTAL TRANSACT	100,000	0	0	0	0	0	0
TOTAL REQUIREMENTS	861,623	903,614	903,614	0	903,614	0	903,614
ESTIMATED RECEIPTS							
43 2200 COUNTY FUNDS	437,681	465,807	465,807	0	465,807	0	465,807
TOTAL RECEIPTS	437,681	465,807	465,807	0	465,807	0	465,807
NET APPROPRIATION	423,942	437,807	437,807	0	437,807	0	437,807

Fund Detail

14450 DHHS-Div of Services for the Blind & Deaf/Hard of Hearing

1410 Independent Living Services

DESCRIPTION (1)	2003-2004 ACTUAL (2)	2004-2005 CERTIFIED (3)	2004-2005 AUTHORIZED (4)	2005-2006 INCR/DECR (5)	2005-2006 TOTAL (6)	2006-2007 INCR/DECR (7)	2006-2007 TOTAL (8)
REQUIREMENTS							
53 1213 SPA REGULAR SALAR-UNDESI	2,840,369	2,867,372	2,856,834	0	2,856,834	0	2,856,834
53 1253 SPA-TEACH SALARIES-UND	481,203	475,611	487,959	0	487,959	0	487,959
53 1256 TEACHER SUPP-UNDESIGNAT	23,920	17,360	17,360	0	17,360	0	17,360
53 1463 SPA LONG-UNDESIGNATE	99,784	79,544	79,544	27,645	107,189	30,174	109,718
53 1513 SOCIAL SEC UNDESIGNA	255,106	263,150	263,150	2,255	265,405	2,448	265,598
53 1523 REG RETIRE CONTRIB-UNDES	116,564	200,134	200,134	1,608	201,742	1,755	201,889
53 1563 HEALTH INS UNDESIGNA	275,140	288,288	288,288	-30,888	257,400	-30,888	257,400
53 1625 ST DISABILITY P	-684	41,994	41,994	0	41,994	0	41,994
53 1631 WRKER COMP-MED PAYMENTS	4,429	10,717	10,717	0	10,717	0	10,717
TOTAL PERSONAL SERVICES	4,095,831	4,244,170	4,245,980	620	4,246,600	3,489	4,249,469
53 2170 ADMIN SERVICES	2,310	3,000	3,000	0	3,000	0	3,000
53 2300 REPAIR SERVICES	0	1,612	1,612	0	1,612	0	1,612
53 2400 MAINTENANCE AGREEMENTS	540	866	866	0	866	0	866
53 2500 RENTAL/LEASES	46,502	40,420	40,420	0	40,420	0	40,420
53 2700 TRAVEL&OTHER EMPLOYEE EX	345,787	370,157	370,157	0	370,157	0	370,157
53 2800 COMMUNICATION&DATA PROC	10,589	5,602	5,602	0	5,602	0	5,602
53 2900 OTHER SERVICES	1,950	5,268	5,268	0	5,268	0	5,268
TOTAL PURCHASED SERVICES	407,678	426,925	426,925	0	426,925	0	426,925
53 3100 GENERAL ADMIN SUPPLIES	3,511	1,509	1,509	0	1,509	0	1,509
53 3600 DRUGS/PHARMACEUTICAL SUP	0	1,295	1,295	0	1,295	0	1,295
TOTAL SUPPLIES	3,511	2,804	2,804	0	2,804	0	2,804
53 4500 EQUIPMENT	41,338	10,788	10,788	0	10,788	0	10,788
TOTAL PROPERTY, PLANT & EQUIPMT	41,338	10,788	10,788	0	10,788	0	10,788
53 5800 OTHER ADMINISTRATIVE EXP	624	297	297	0	297	0	297
53 5900 OTHER EXPENSES	8	0	0	0	0	0	0
TOTAL OTHER EXPENSES & ADJUSTMEN	632	297	297	0	297	0	297
53 6101 CHORE SERVICES	660,657	734,606	734,606	0	734,606	0	734,606
53 6102 ILS-SERVICES	237,939	166,928	166,928	0	166,928	0	166,928
53 6103 ILS-TRANSPORTATION	0	1,000	1,000	0	1,000	0	1,000
53 6104 MEDICAL EYE CARE SERVICE	1,542,468	1,603,330	1,603,330	81,404	1,684,734	167,778	1,771,108
TOTAL AID & PUBLIC ASSISTANCE	2,441,064	2,505,864	2,505,864	81,404	2,587,268	167,778	2,673,642

Fund Detail

14450 DHHS-Div of Services for the Blind & Deaf/Hard of Hearing

1410 Independent Living Services

DESCRIPTION (1)	2003-2004 ACTUAL (2)	2004-2005 CERTIFIED (3)	2004-2005 AUTHORIZED (4)	2005-2006 INCR/DECR (5)	2005-2006 TOTAL (6)	2006-2007 INCR/DECR (7)	2006-2007 TOTAL (8)
REQUIREMENTS							
53 7170 RESERVES	1	0	0	0	0	0	0
TOTAL RESERVES	1	0	0	0	0	0	0
53 8010 DEPENDENT CARE-OP TFR	2,204	0	0	0	0	0	0
TOTAL INTRAGOVERNMENTAL TRANSACT	2,204	0	0	0	0	0	0
TOTAL REQUIREMENTS	6,992,259	7,190,848	7,192,658	82,024	7,274,682	171,267	7,363,925
ESTIMATED RECEIPTS							
43 2200 COUNTY FUNDS	506,916	514,874	514,874	0	514,874	0	514,874
43 4150 FOOD & VENDING SVC	150	0	0	0	0	0	0
43 4160 PROFESSIONAL SERVICES	0	8,031	8,031	0	8,031	0	8,031
43 7990 OTHER MISC REV-PROGRAM	2,595	149	149	0	149	0	149
53 881A V/R/ SECTION 110	174,869	125,721	125,721	0	125,721	0	125,721
53 887Q SSBG REIMBURSEMENT	3,104,124	3,167,386	3,167,386	465	3,167,851	2,617	3,170,003
43 8901 CASH CARRIED FORWARD	63,371	0	0	0	0	0	0
TOTAL RECEIPTS	3,852,025	3,816,161	3,816,161	465	3,816,626	2,617	3,818,778
NET APPROPRIATION	3,140,234	3,374,687	3,376,497	81,559	3,458,056	168,650	3,545,147

Fund Detail

14450 DHHS-Div of Services for the Blind & Deaf/Hard of Hearing

1510 Rehabilitation for the Blind - Counsel/Placement

DESCRIPTION (1)	2003-2004 ACTUAL (2)	2004-2005 CERTIFIED (3)	2004-2005 AUTHORIZED (4)	2005-2006 INCR/DECR (5)	2005-2006 TOTAL (6)	2006-2007 INCR/DECR (7)	2006-2007 TOTAL (8)
REQUIREMENTS							
53 1212 SPA REGULAR SALAR-RECEIP	510,992	575,501	575,501	0	575,501	0	575,501
53 1213 SPA REGULAR SALAR-UNDESI	4,088,499	4,258,261	4,263,525	0	4,263,525	0	4,263,525
53 1251 SPA-TEACH SALARIES-APPRO	1,200	0	0	0	0	0	0
53 1253 SPA-TEACH SALARIES-UND	707,889	773,923	768,659	0	768,659	0	768,659
53 1254 SPA TEACHING SUPP-APPR	-1	0	0	0	0	0	0
53 1256 TEACHER SUPP-UNDESIGNAT	33,960	30,730	30,730	0	30,730	0	30,730
53 1351 STU TEMP WAGES - APPRO	0	5,000	5,000	0	5,000	0	5,000
53 1423 HOLIDAY PAY-UNDES	0	1,101	1,101	0	1,101	0	1,101
53 1433 SHIFT 10% UNDESIGNAT	18,867	11,773	11,773	0	11,773	0	11,773
53 1462 EPA&SPA-LONGVTY PAY-REC	1,456	3,635	3,635	3,376	7,011	3,376	7,011
53 1463 SPA LONG-UNDESIGNATE	109,880	84,905	84,905	37,150	122,055	40,815	125,720
53 1512 SOCIAL SEC CONTRIB-RECPT	42,341	44,648	44,648	86	44,734	86	44,734
53 1513 SOCIAL SEC UNDESIGNA	369,394	395,177	395,177	2,840	398,017	3,120	398,297
53 1521 REG RETIRE CONTRIB-APPRO	-1	0	0	0	0	0	0
53 1522 REG RETIRE CONTRIB-RECPT	17,617	44,302	44,302	-10,428	33,874	-10,408	33,894
53 1523 REG RETIRE CONTRIB-UNDES	168,465	300,095	300,095	2,160	302,255	2,373	302,468
53 1562 MED INS CONTRIB-RECPTS	50,729	57,846	57,846	-573	57,273	-573	57,273
53 1563 HEALTH INS UNDESIGNA	422,326	466,752	466,752	1,071	467,823	1,071	467,823
53 1572 UNEMP COMP PAYMNTS TO ES	0	384	384	0	384	0	384
53 1625 ST DISABILITY P	-20,710	0	0	0	0	0	0
53 1631 WRKER COMP-MED PAYMENTS	17,003	583	583	0	583	0	583
53 1651 COMPENSATION TO BOARD ME	795	0	0	0	0	0	0
TOTAL PERSONAL SERVICES	6,540,701	7,054,616	7,054,616	35,682	7,090,298	39,860	7,094,476
53 2170 ADMIN SERVICES	259,555	97,174	97,174	0	97,174	0	97,174
53 2171 ADM SVCS-SUPP EMPLOYMENT	215,094	250,000	250,000	0	250,000	0	250,000
53 2200 UTILITY/ENERGY SERVICES	1,567	1,223	1,223	0	1,223	0	1,223
53 2300 REPAIR SERVICES	2,210	6,116	6,116	0	6,116	0	6,116
53 2400 MAINTENANCE AGREEMENTS	9,654	6,715	6,715	0	6,715	0	6,715
53 2500 RENTAL/LEASES	598,755	407,221	407,221	0	407,221	0	407,221
53 2700 TRAVEL&OTHER EMPLOYEE EX	227,855	235,043	235,043	0	235,043	0	235,043
53 2800 COMMUNICATION&DATA PROC	6,845	20,142	20,142	0	20,142	0	20,142
53 2900 OTHER SERVICES	16,799	31,243	31,243	0	31,243	0	31,243
TOTAL PURCHASED SERVICES	1,338,334	1,054,877	1,054,877	0	1,054,877	0	1,054,877
53 3100 GENERAL ADMIN SUPPLIES	47,041	11,525	11,525	0	11,525	0	11,525
53 3200 FACILITY & HARDWARE SUPP	1,286	702	702	0	702	0	702
53 3300 VEHICLE/EQUIP OPER SUPPL	12	0	0	0	0	0	0
53 3400 FOOD&DIETARY SUPPLIES	24,184	66,009	66,009	0	66,009	0	66,009

Fund Detail

14450 DHHS-Div of Services for the Blind & Deaf/Hard of Hearing

1510 Rehabilitation for the Blind - Counsel/Placement

DESCRIPTION (1)	2003-2004 ACTUAL (2)	2004-2005 CERTIFIED (3)	2004-2005 AUTHORIZED (4)	2005-2006 INCR/DECR (5)	2005-2006 TOTAL (6)	2006-2007 INCR/DECR (7)	2006-2007 TOTAL (8)
REQUIREMENTS							
53 3500 CLOTHING & RECREATNL SUP	521	0	0	0	0	0	0
53 3600 DRUGS/PHARMACEUTICAL SUP	1,036	1,981	1,981	0	1,981	0	1,981
53 3700 RESEARCH/DEVELOP& ED SUP	49,837	9,872	9,872	0	9,872	0	9,872
TOTAL SUPPLIES	123,917	90,089	90,089	0	90,089	0	90,089
53 4500 EQUIPMENT	47,944	46,599	46,599	0	46,599	0	46,599
53 4700 INTANGIBLE ASSETS	68	0	0	0	0	0	0
TOTAL PROPERTY, PLANT & EQUIPMT	48,012	46,599	46,599	0	46,599	0	46,599
53 5800 OTHER ADMINISTRATIVE EXP	153	607	607	0	607	0	607
53 5900 OTHER EXPENSES	12,199	13,475	13,475	0	13,475	0	13,475
TOTAL OTHER EXPENSES & ADJUSTMEN	12,352	14,082	14,082	0	14,082	0	14,082
53 6105 REHAB SERV-BASIC SUPPORT	4,386,721	4,074,607	4,074,607	133,152	4,207,759	274,243	4,348,850
53 6107 REHAB SERV-ILR	130,491	40,000	40,000	0	40,000	0	40,000
53 6108 REHAB SERV-OLDER BLIND	759,091	99,813	99,813	0	99,813	0	99,813
TOTAL AID & PUBLIC ASSISTANCE	5,276,303	4,214,420	4,214,420	133,152	4,347,572	274,243	4,488,663
53 711A UNCOMMITTED SECTION 110	0	25,337	25,337	0	25,337	0	25,337
53 7170 RESERVES	1	0	0	0	0	0	0
TOTAL RESERVES	1	25,337	25,337	0	25,337	0	25,337
53 8010 DEPENDENT CARE-OP TFR	3,533	0	0	0	0	0	0
53 81H6 TRANSFER TO 49864	41,429	0	0	0	0	0	0
53 81J1 TRF TO B/C 14440 DSS	333,712	0	0	0	0	0	0
TOTAL INTRAGOVERNMENTAL TRANSACT	378,674	0	0	0	0	0	0
TOTAL REQUIREMENTS	13,718,294	12,500,020	12,500,020	168,834	12,668,854	314,103	12,814,123

Fund Detail

14450 DHHS-Div of Services for the Blind & Deaf/Hard of Hearing

1510 Rehabilitation for the Blind - Counsel/Placement

DESCRIPTION (1)	2003-2004 ACTUAL (2)	2004-2005 CERTIFIED (3)	2004-2005 AUTHORIZED (4)	2005-2006 INCR/DECR (5)	2005-2006 TOTAL (6)	2006-2007 INCR/DECR (7)	2006-2007 TOTAL (8)
ESTIMATED RECEIPTS							
43 2401 KATE B REYNOLDS GRNT	0	3,486	3,486	0	3,486	0	3,486
43 2501 AMERICORP FUNDS	-16	0	0	0	0	0	0
43 4150 FOOD & VENDING SVC	58,225	35,889	35,889	0	35,889	0	35,889
43 6200 NONCAPITAL GIFTS	5,000	4,500	4,500	0	4,500	0	4,500
43 7990 OTHER MISC REV-PROGRAM	538,102	206,842	206,842	0	206,842	0	206,842
43 7992 IMPREST CASH	12,200	13,475	13,475	0	13,475	0	13,475
43 8120 D D COUNCIL FUNDS	0	57,567	57,567	0	57,567	0	57,567
53 881A V/R/ SECTION 110	9,030,677	8,875,486	8,875,486	131,314	9,006,800	245,525	9,121,011
53 881B INDEP LIVING	175,327	36,000	36,000	0	36,000	0	36,000
53 881D SUPPORTED EMPLOYMENT	205,400	0	0	0	0	0	0
53 881E REHAB TRAINING	62,472	45,567	45,567	0	45,567	0	45,567
53 881J IL/OLDER BLIND FORMU	956,759	321,498	321,498	0	321,498	0	321,498
53 886F OLDER BLIND-ILR	0	21,054	21,054	0	21,054	0	21,054
53 887Q SSBG REIMBURSEMENT	0	10,418	10,418	0	10,418	0	10,418

TOTAL RECEIPTS	11,044,146	9,631,782	9,631,782	131,314	9,763,096	245,525	9,877,307

NET APPROPRIATION	2,674,148	2,868,238	2,868,238	37,520	2,905,758	68,578	2,936,816

Fund Detail

14450 DHHS-Div of Services for the Blind & Deaf/Hard of Hearing

1610 Business Enterprises

DESCRIPTION (1)	2003-2004 ACTUAL (2)	2004-2005 CERTIFIED (3)	2004-2005 AUTHORIZED (4)	2005-2006 INCR/DECR (5)	2005-2006 TOTAL (6)	2006-2007 INCR/DECR (7)	2006-2007 TOTAL (8)
REQUIREMENTS							
53 1212 SPA REGULAR SALAR-RECEIP	421,476	437,698	437,698	0	437,698	0	437,698
53 1462 EPA&SPA-LONGVTY PAY-REC	5,718	6,210	6,210	1,148	7,358	1,711	7,921
53 1512 SOCIAL SEC CONTRIB-RECPT	31,790	33,960	33,960	87	34,047	129	34,089
53 1522 REG RETIRE CONTRIB-RECPT	14,600	25,814	25,814	66	25,880	99	25,913
53 1562 MED INS CONTRIB-RECPTS	39,676	41,183	41,183	0	41,183	0	41,183
53 1590 RESERVES FOR STAFF BENE	86	0	0	0	0	0	0
53 1631 WRKER COMP-MED PAYMENTS	0	2,400	2,400	0	2,400	0	2,400
53 1651 COMPENSATION TO BOARD ME	181	0	0	0	0	0	0
TOTAL PERSONAL SERVICES	513,527	547,265	547,265	1,301	548,566	1,939	549,204
53 2170 ADMIN SERVICES	50,528	500	500	0	500	0	500
53 2182 LAUNDRY SER AGREEMENT	319	0	0	0	0	0	0
53 2185 WASTE REM/RECY SERV AGRE	1,511	0	0	0	0	0	0
53 2199 MISC CONTRACTUAL SERVICE	0	10,700	10,700	0	10,700	0	10,700
53 2200 UTILITY/ENERGY SERVICES	4,407	6,247	6,247	0	6,247	0	6,247
53 2300 REPAIR SERVICES	0	113	113	0	113	0	113
53 2400 MAINTENANCE AGREEMENTS	0	695	695	0	695	0	695
53 2500 RENTAL/LEASES	74,739	65,624	65,624	0	65,624	0	65,624
53 2700 TRAVEL&OTHER EMPLOYEE EX	68,213	73,544	73,544	0	73,544	0	73,544
53 2800 COMMUNICATION&DATA PROC	7,628	6,810	6,810	0	6,810	0	6,810
53 2900 OTHER SERVICES	3,328	2,220	2,220	0	2,220	0	2,220
TOTAL PURCHASED SERVICES	210,673	166,453	166,453	0	166,453	0	166,453
53 3100 GENERAL ADMIN SUPPLIES	3,356	2,051	2,051	0	2,051	0	2,051
53 3200 FACILITY & HARDWARE SUPP	16,206	14,400	14,400	0	14,400	0	14,400
53 3300 VEHICLE/EQUIP OPER SUPPL	6,932	6,005	6,005	0	6,005	0	6,005
53 3700 RESEARCH/DEVELOP& ED SUP	108	0	0	0	0	0	0
TOTAL SUPPLIES	26,602	22,456	22,456	0	22,456	0	22,456
53 4500 EQUIPMENT	3,308	3,600	3,600	0	3,600	0	3,600
TOTAL PROPERTY, PLANT & EQUIPMT	3,308	3,600	3,600	0	3,600	0	3,600
53 5800 OTHER ADMINISTRATIVE EXP	1,541	530	530	0	530	0	530
53 5900 OTHER EXPENSES	0	25	25	0	25	0	25
TOTAL OTHER EXPENSES & ADJUSTMEN	1,541	555	555	0	555	0	555

Fund Detail

14450 DHHS-Div of Services for the Blind & Deaf/Hard of Hearing

1610 Business Enterprises

DESCRIPTION (1)	2003-2004 ACTUAL (2)	2004-2005 CERTIFIED (3)	2004-2005 AUTHORIZED (4)	2005-2006 INCR/DECR (5)	2005-2006 TOTAL (6)	2006-2007 INCR/DECR (7)	2006-2007 TOTAL (8)
REQUIREMENTS							
53 8010 DEPENDENT CARE-OP TFR	413	0	0	0	0	0	0
TOTAL INTRAGOVERNMENTAL TRANSACT	413	0	0	0	0	0	0
TOTAL REQUIREMENTS	756,064	740,329	740,329	1,301	741,630	1,939	742,268
ESTIMATED RECEIPTS							
43 4150 FOOD & VENDING SVC	161,041	157,698	157,698	278	157,976	413	158,111
43 7992 IMPREST CASH	0	25	25	0	25	0	25
53 8220 DUAL EMPLOYMENT	339	0	0	0	0	0	0
53 881A V/R/ SECTION 110	595,021	582,606	582,606	1,023	583,629	1,526	584,132
TOTAL RECEIPTS	756,401	740,329	740,329	1,301	741,630	1,939	742,268
NET APPROPRIATION	-337	0	0	0	0	0	0

Fund Detail

14450 DHHS-Div of Services for the Blind & Deaf/Hard of Hearing

1810 DHHS - General Administration

DESCRIPTION (1)	2003-2004 ACTUAL (2)	2004-2005 CERTIFIED (3)	2004-2005 AUTHORIZED (4)	2005-2006 INCR/DECR (5)	2005-2006 TOTAL (6)	2006-2007 INCR/DECR (7)	2006-2007 TOTAL (8)
REQUIREMENTS							
53 1211 SPA REGULAR SALAR-APPRO	247,222	255,366	257,791	0	257,791	0	257,791
53 1311 REG(N S) TEMP WAGES-APPR	0	2,335	2,335	0	2,335	0	2,335
53 1461 EPA&SPA-LONGVTY PAY-APPR	1,352	6,274	6,274	-5,473	801	-5,473	801
53 1511 SOCIAL SEC CONTRIB-APPRO	18,949	20,196	20,196	-235	19,961	-235	19,961
53 1521 REG RETIRE CONTRIB-APPRO	14,614	15,491	15,491	-454	15,037	-454	15,037
53 1561 MED INS CONTRIB-APPRO	19,635	17,160	17,160	3,432	20,592	3,432	20,592
53 1590 RESERVES FOR STAFF BENE	76	2,000	2,000	0	2,000	0	2,000
53 1651 COMPENSATION TO BOARD ME	0	1,952	1,952	0	1,952	0	1,952
TOTAL PERSONAL SERVICES	301,848	320,774	323,199	-2,730	320,469	-2,730	320,469
53 2184 JANITORIAL SER AGREEMENT	0	1,601	1,601	0	1,601	0	1,601
53 2185 WASTE REM/RECY SERV AGRE	0	486	486	0	486	0	486
53 2199 MISC CONTRACTUAL SERVICE	4,036	1,949	1,949	0	1,949	0	1,949
53 2300 REPAIR SERVICES	0	1,542	1,542	0	1,542	0	1,542
53 2400 MAINTENANCE AGREEMENTS	1,853	5,851	5,851	0	5,851	0	5,851
53 2500 RENTAL/LEASES	79,002	52,584	52,584	0	52,584	0	52,584
53 2700 TRAVEL&OTHER EMPLOYEE EX	2,084	11,841	11,841	0	11,841	0	11,841
53 2800 COMMUNICATION&DATA PROC	11,928	9,240	9,240	0	9,240	0	9,240
53 2900 OTHER SERVICES	870	6,704	6,704	0	6,704	0	6,704
TOTAL PURCHASED SERVICES	99,773	91,798	91,798	0	91,798	0	91,798
53 3100 GENERAL ADMIN SUPPLIES	1,196	4,480	4,480	0	4,480	0	4,480
53 3400 FOOD&DIETARY SUPPLIES	470	418	418	0	418	0	418
53 3700 RESEARCH/DEVELOP& ED SUP	3,310	0	0	0	0	0	0
TOTAL SUPPLIES	4,976	4,898	4,898	0	4,898	0	4,898
53 4500 EQUIPMENT	177,170	11,720	11,720	0	11,720	0	11,720
53 4600 ART,OTHER ARTIFACTS&LIT	52,437	831	831	0	831	0	831
53 4700 INTANGIBLE ASSETS	581	2,598	2,598	0	2,598	0	2,598
TOTAL PROPERTY, PLANT & EQUIPMT	230,188	15,149	15,149	0	15,149	0	15,149
53 5800 OTHER ADMINISTRATIVE EXP	2,752	554	554	0	554	0	554
TOTAL OTHER EXPENSES & ADJUSTMEN	2,752	554	554	0	554	0	554
53 8010 DEPENDENT CARE-OP TFR	409	0	0	0	0	0	0
53 8901 CASH CARRIED FORWARD	18,073	0	0	0	0	0	0

Fund Detail

14450 DHHS-Div of Services for the Blind & Deaf/Hard of Hearing

1810 DHHS - General Administration

DESCRIPTION (1)	2003-2004 ACTUAL (2)	2004-2005 CERTIFIED (3)	2004-2005 AUTHORIZED (4)	2005-2006 INCR/DECR (5)	2005-2006 TOTAL (6)	2006-2007 INCR/DECR (7)	2006-2007 TOTAL (8)
REQUIREMENTS							

TOTAL INTRAGOVERNMENTAL TRANSACT	18,482	0	0	0	0	0	0

TOTAL REQUIREMENTS	658,019	433,173	435,598	-2,730	432,868	-2,730	432,868

ESTIMATED RECEIPTS							

43 5300 NCICS APPLICATION FEES	310	2,500	2,500	0	2,500	0	2,500
43 5900 OTHER LIC,FEES/PERMITS	21,013	24,821	24,821	0	24,821	0	24,821
43 8901 CASH CARRIED FORWARD	244,810	0	0	0	0	0	0

TOTAL RECEIPTS	266,133	27,321	27,321	0	27,321	0	27,321

NET APPROPRIATION	391,886	405,852	408,277	-2,730	405,547	-2,730	405,547

Fund Detail

14450 DHHS-Div of Services for the Blind & Deaf/Hard of Hearing

1820 DHHS - Regional Resource Center

DESCRIPTION (1)	2003-2004 ACTUAL (2)	2004-2005 CERTIFIED (3)	2004-2005 AUTHORIZED (4)	2005-2006 INCR/DECR (5)	2005-2006 TOTAL (6)	2006-2007 INCR/DECR (7)	2006-2007 TOTAL (8)
REQUIREMENTS							
53 1211 SPA REGULAR SALAR-APPROP	1,043,294	1,265,128	1,262,703	0	1,262,703	0	1,262,703
53 1461 EPA&SPA-LONGVTY PAY-APPR	8,429	5,642	5,642	9,391	15,033	10,215	15,857
53 1511 SOCIAL SEC CONTRIB-APPRO	77,471	97,207	97,207	540	97,747	603	97,810
53 1512 SOCIAL SEC CONTRIB-RECPT	0	7	7	-7	0	-7	0
53 1521 REG RETIRE CONTRIB-APPRO	35,893	73,753	73,753	547	74,300	595	74,348
53 1522 REG RETIRE CONTRIB-RECPT	0	714	714	0	714	0	714
53 1561 MED INS CONTRIB-APPRO	101,890	126,984	126,984	-3,432	123,552	-3,432	123,552
53 1625 ST DISABILITY P	0	37,266	37,266	0	37,266	0	37,266
53 1631 WRKER COMP-MED PAYMENTS	5,425	0	0	0	0	0	0
TOTAL PERSONAL SERVICES	1,272,402	1,606,701	1,604,276	7,039	1,611,315	7,974	1,612,250
53 2170 ADMIN SERVICES	145	0	0	0	0	0	0
53 2199 MISC CONTRACTUAL SERVICE	123,141	166,074	166,074	0	166,074	0	166,074
53 2200 UTILITY/ENERGY SERVICES	5,381	7,521	7,521	0	7,521	0	7,521
53 2300 REPAIR SERVICES	168	3,680	3,680	0	3,680	0	3,680
53 2400 MAINTENANCE AGREEMENTS	6,169	3,467	3,467	0	3,467	0	3,467
53 2500 RENTAL/LEASES	189,872	167,177	167,177	0	167,177	0	167,177
53 2700 TRAVEL&OTHER EMPLOYEE EX	13,884	43,463	43,463	0	43,463	0	43,463
53 2800 COMMUNICATION&DATA PROC	78,563	31,136	31,136	0	31,136	0	31,136
53 2900 OTHER SERVICES	1,790	3,012	3,012	0	3,012	0	3,012
TOTAL PURCHASED SERVICES	419,113	425,530	425,530	0	425,530	0	425,530
53 3100 GENERAL ADMIN SUPPLIES	15,486	22,255	22,255	0	22,255	0	22,255
53 3200 FACILITY & HARDWARE SUPP	0	1,807	1,807	0	1,807	0	1,807
53 3400 FOOD&DIETARY SUPPLIES	1,574	1,309	1,309	0	1,309	0	1,309
53 3700 RESEARCH/DEVELOP& ED SUP	149	50	50	0	50	0	50
TOTAL SUPPLIES	17,209	25,421	25,421	0	25,421	0	25,421
53 4500 EQUIPMENT	10,035	14,836	14,836	0	14,836	0	14,836
53 4600 ART,OTHER ARTIFACTS&LIT	226	4,529	4,529	0	4,529	0	4,529
TOTAL PROPERTY, PLANT & EQUIPMT	10,261	19,365	19,365	0	19,365	0	19,365
53 5800 OTHER ADMINISTRATIVE EXP	531	22,335	22,335	0	22,335	0	22,335
TOTAL OTHER EXPENSES & ADJUSTMEN	531	22,335	22,335	0	22,335	0	22,335
53 8010 DEPENDENT CARE-OP TFR	1,309	0	0	0	0	0	0

Fund Detail

14450 DHHS-Div of Services for the Blind & Deaf/Hard of Hearing

1820 DHHS - Regional Resource Center

DESCRIPTION (1)	2003-2004 ACTUAL (2)	2004-2005 CERTIFIED (3)	2004-2005 AUTHORIZED (4)	2005-2006 INCR/DECR (5)	2005-2006 TOTAL (6)	2006-2007 INCR/DECR (7)	2006-2007 TOTAL (8)
REQUIREMENTS							
53 81J1 TRF TO B/C 14440 DSS	79,288	0	0	0	0	0	0
TOTAL INTRAGOVERNMENTAL TRANSACT	80,597	0	0	0	0	0	0
TOTAL REQUIREMENTS	1,800,113	2,099,352	2,096,927	7,039	2,103,966	7,974	2,104,901
ESTIMATED RECEIPTS							
53 8220 DUAL EMPLOYMENT	3,230	0	0	0	0	0	0
TOTAL RECEIPTS	3,230	0	0	0	0	0	0
NET APPROPRIATION	1,796,883	2,099,352	2,096,927	7,039	2,103,966	7,974	2,104,901

Fund Detail

14450 DHHS-Div of Services for the Blind & Deaf/Hard of Hearing

1991 Federal Indirect Reserve

DESCRIPTION (1)	2003-2004 ACTUAL (2)	2004-2005 CERTIFIED (3)	2004-2005 AUTHORIZED (4)	2005-2006 INCR/DECR (5)	2005-2006 TOTAL (6)	2006-2007 INCR/DECR (7)	2006-2007 TOTAL (8)
REQUIREMENTS							
53 81D1 TRANS TO B/C 14410	19,192	0	0	0	0	0	0
53 81J1 TRF TO B/C 14440 DSS	387,000	0	0	0	0	0	0
TOTAL INTRAGOVERNMENTAL TRANSACT	406,192	0	0	0	0	0	0
TOTAL REQUIREMENTS	406,192	0	0	0	0	0	0
ESTIMATED RECEIPTS							
43 4150 FOOD & VENDING SVC	11,932	0	0	0	0	0	0
43 5900 OTHER LIC,FEES/PERMITS	11,078	0	0	0	0	0	0
53 881A V/R/ SECTION 110	383,321	0	0	0	0	0	0
TOTAL RECEIPTS	406,331	0	0	0	0	0	0
NET APPROPRIATION	-139	0	0	0	0	0	0

Fund Detail

14450 DHHS-Div of Services for the Blind & Deaf/Hard of Hearing

1992 Prior Year Earned Revenue

DESCRIPTION (1)	2003-2004 ACTUAL (2)	2004-2005 CERTIFIED (3)	2004-2005 AUTHORIZED (4)	2005-2006 INCR/DECR (5)	2005-2006 TOTAL (6)	2006-2007 INCR/DECR (7)	2006-2007 TOTAL (8)
REQUIREMENTS							
53 2170 ADMIN SERVICES	30,000	0	0	0	0	0	0
TOTAL PURCHASED SERVICES	30,000	0	0	0	0	0	0
TOTAL REQUIREMENTS	30,000	0	0	0	0	0	0
ESTIMATED RECEIPTS							
43 4150 FOOD & VENDING SVC	-67,784	0	0	0	0	0	0
43 5900 OTHER LIC,FEES/PERMITS	3,774	0	0	0	0	0	0
43 7990 OTHER MISC REV-PROGRAM	2,239	0	0	0	0	0	0
53 881A V/R/ SECTION 110	235,543	0	0	0	0	0	0
53 881B INDEP LIVING	6,904	0	0	0	0	0	0
53 881D SUPPORTED EMPLOYMENT	14,870	0	0	0	0	0	0
53 881E REHAB TRAINING	81	0	0	0	0	0	0
53 881J IL/OLDER BLIND FORMU	25,748	0	0	0	0	0	0
53 887Q SSBG REIMBURSEMENT	-59	0	0	0	0	0	0
TOTAL RECEIPTS	221,316	0	0	0	0	0	0
NET APPROPRIATION	-191,316	0	0	0	0	0	0

Fund Detail

14450 DHHS-Div of Services for the Blind & Deaf/Hard of Hearing

1993 Prior Period Refunds

DESCRIPTION (1)	2003-2004 ACTUAL (2)	2004-2005 CERTIFIED (3)	2004-2005 AUTHORIZED (4)	2005-2006 INCR/DECR (5)	2005-2006 TOTAL (6)	2006-2007 INCR/DECR (7)	2006-2007 TOTAL (8)
REQUIREMENTS							
53 6104 MEDICAL EYE CARE SERVICE	-6,975	0	0	0	0	0	0
53 6105 REHAB SERV-BASIC SUPPORT	-20,255	0	0	0	0	0	0
TOTAL AID & PUBLIC ASSISTANCE	-27,230	0	0	0	0	0	0
TOTAL REQUIREMENTS	-27,230	0	0	0	0	0	0
ESTIMATED RECEIPTS							
53 881A V/R/ SECTION 110	-15,941	0	0	0	0	0	0
TOTAL RECEIPTS	-15,941	0	0	0	0	0	0
NET APPROPRIATION	-11,289	0	0	0	0	0	0

Summary by Purpose

14460 DHHS - Div Mental Health/Develop.Disab./Sub.Abuse

DESCRIPTION (1)	2003-2004 ACTUAL (2)	2004-2005 CERTIFIED (3)	2004-2005 AUTHORIZED (4)	2005-2006 INCR/DECR (5)	2005-2006 TOTAL (6)	2006-2007 INCR/DECR (7)	2006-2007 TOTAL (8)
REQUIREMENTS							
1110 GENERAL ADMINISTRATION	35,620,102	32,140,750	32,353,403	-36,594	32,316,809	351,830	32,705,233
1216 WHITAKER SCHOOL	4,944,963	5,458,139	5,405,243	49,756	5,454,999	41,271	5,446,514
1217 EASTERN ADOLESCENT TRT.	1,200,004	0	0	0	0	0	0
1220 BROUGHTON HOSPITAL	90,914,095	62,309,449	62,280,598	302,297	62,582,895	627,838	62,908,436
1230 CHERRY HOSPITAL	91,832,229	67,077,068	66,231,772	716,778	66,948,550	758,728	66,990,500
1240 DOROTHEA DIX HOSPITAL	105,979,114	64,373,544	64,316,871	240,147	64,557,018	379,090	64,695,961
1250 N.C. SPECIAL CARE CENTER	18,161,812	17,363,223	18,204,270	428,432	18,632,702	712,445	18,916,715
1260 JOHN UMSTEAD HOSPITAL	96,419,970	66,878,769	66,710,861	408,205	67,119,066	362,345	67,073,206
1261 JOHN UMSTEAD-FED-OTHER	113,199	115,824	115,824	0	115,824	0	115,824
1280 WRIGHT SCHOOL - STATE	1,991,049	2,068,429	2,068,429	32,068	2,100,497	20,313	2,088,742
1290 PROGRAM SVCS MH - STATE	116,187,131	116,114,900	116,114,900	750,000	116,864,900	750,000	116,864,900
1291 PROGRAM SVCS MH - FED	10,240,355	12,785,466	12,785,466	0	12,785,466	0	12,785,466
1320 BLACK MTN CTR - STATE	20,520,721	19,953,442	20,002,719	399,990	20,402,709	497,048	20,499,767
1330 CASWELL CENTER - STATE	70,081,622	73,474,159	73,352,506	1,052,326	74,404,832	1,354,668	74,707,174
1340 MURDOCH CENTER - STATE	69,579,791	72,300,227	72,243,651	1,179,073	73,422,724	1,447,933	73,691,584
1350 O'BERRY CENTER - STATE	41,273,140	43,628,211	43,549,727	355,280	43,905,007	565,320	44,115,047
1360 J. Iverson Riddle Ctr-ST	43,392,390	45,004,866	44,930,857	754,257	45,685,114	981,308	45,912,165
1361 J. Iverson Riddle Ctr-FD	93,129	109,840	109,840	0	109,840	0	109,840
1390 PROGRAM SVCS -DD- STATE	145,186,218	135,000,914	135,000,914	750,000	135,750,914	750,000	135,750,914
1391 PROGRAM SVCS -DD- FED	15,967,836	10,235,702	10,235,702	0	10,235,702	0	10,235,702
1420 JFK ADATC - STATE	11,497,412	7,209,309	7,209,309	111,955	7,321,264	140,058	7,349,367
1421 JFK ADATC-FEDERAL/OTHER	483,307	485,994	485,994	0	485,994	0	485,994
1440 W.B. JONES ADATC - STATE	9,088,487	6,498,812	6,436,715	74,428	6,511,143	105,115	6,541,830
1441 W.B. JONES ADATC - FED.	364,703	468,481	468,481	0	468,481	0	468,481
1490 PROGRAM SVCS -SA-STATE	30,300,408	30,034,850	29,962,940	500,000	30,462,940	500,000	30,462,940
1491 PROGRAM SVCS -SA-FEDERAL	33,088,721	42,770,682	42,770,682	0	42,770,682	0	42,770,682
1510 WESTERN REG. MAINTENANCE	5,251,079	5,357,986	5,357,986	155,937	5,513,923	203,191	5,561,177
1520 CENTRAL REGIONAL MAINTEN	0	6,660,136	6,660,136	486,866	7,147,002	508,792	7,168,928
1590 GENERAL PROGRAM SERVICES	48,664,776	74,037,644	74,037,644	0	74,037,644	0	74,037,644
1991 RESERVE FOR INDIRECT COS	1	0	0	0	0	0	0
1992 PRIOR YEAR EARNED REVENU	2,787,276	0	0	0	0	0	0
1993 PRIOR YEAR REFUNDS & CAR	14,473,961	110,238	110,238	0	110,238	0	110,238
TOTAL REQUIREMENTS	1,135,699,001	1,020,027,054	1,019,513,678	8,711,201	1,028,224,879	11,057,293	1,030,570,971

Summary by Purpose

14460 DHHS - Div Mental Health/Develop.Disab./Sub.Abuse

DESCRIPTION (1)	2003-2004 ACTUAL (2)	2004-2005 CERTIFIED (3)	2004-2005 AUTHORIZED (4)	2005-2006 INCR/DECR (5)	2005-2006 TOTAL (6)	2006-2007 INCR/DECR (7)	2006-2007 TOTAL (8)
ESTIMATED RECEIPTS							
1110 GENERAL ADMINISTRATION	19,404,395	17,722,484	17,743,270	-1,493	17,741,777	-1,495	17,741,775
1216 WHITAKER SCHOOL	7,012	60,511	60,511	-41,981	18,530	-43,481	17,030
1217 EASTERN ADOLESCENT TRT.	1,000	0	0	0	0	0	0
1220 BROUGHTON HOSPITAL	47,063,569	20,686,063	20,686,063	1,064,810	21,750,873	964,685	21,650,748
1230 CHERRY HOSPITAL	42,194,473	17,438,313	16,826,282	-2,967,424	13,858,858	-2,967,424	13,858,858
1240 DOROTHEA DIX HOSPITAL	50,400,271	12,519,832	12,518,003	2,149,669	14,667,672	2,149,669	14,667,672
1250 N.C. SPECIAL CARE CENTER	15,109,821	15,824,051	16,559,470	249,103	16,808,573	249,103	16,808,573
1260 JOHN UMSTEAD HOSPITAL	49,419,009	13,311,437	13,311,437	619,341	13,930,778	614,041	13,925,478
1261 JOHN UMSTEAD-FED-OTHER	113,200	115,824	115,824	0	115,824	0	115,824
1280 WRIGHT SCHOOL - STATE	36,899	40,307	40,307	-11,772	28,535	-12,372	27,935
1290 PROGRAM SVCS MH - STATE	1,828,653	20,000	20,000	0	20,000	0	20,000
1291 PROGRAM SVCS MH - FED	10,240,355	12,785,466	12,785,466	0	12,785,466	0	12,785,466
1320 BLACK MTN CTR - STATE	19,616,212	18,938,996	18,938,996	1,460,127	20,399,123	1,560,127	20,499,123
1330 CASWELL CENTER - STATE	69,299,802	70,179,808	70,179,808	902,274	71,082,082	902,274	71,082,082
1340 MURDOCH CENTER - STATE	66,307,289	69,299,868	69,299,868	-145,699	69,154,169	-145,599	69,154,269
1350 O'BERRY CENTER - STATE	42,624,317	43,501,723	43,501,723	-437,832	43,063,891	-437,832	43,063,891
1360 J. Iverson Riddle Ctr-ST	42,119,224	43,953,217	43,953,217	-401,376	43,551,841	-401,376	43,551,841
1361 J. Iverson Riddle Ctr-FD	93,127	109,840	109,840	0	109,840	0	109,840
1390 PROGRAM SVCS -DD- STATE	9,615,860	0	0	0	0	0	0
1391 PROGRAM SVCS -DD- FED	13,544,344	7,261,368	7,261,368	0	7,261,368	0	7,261,368
1420 JFK ADATC - STATE	5,797,531	1,823,545	1,823,545	1,164,122	2,987,667	1,162,422	2,985,967
1421 JFK ADATC-FEDERAL/OTHER	483,307	485,994	485,994	0	485,994	0	485,994
1440 W.B. JONES ADATC - STATE	4,275,900	716,374	716,374	136,926	853,300	136,851	853,225
1441 W.B. JONES ADATC - FED.	364,703	468,481	468,481	0	468,481	0	468,481
1490 PROGRAM SVCS -SA-STATE	1,898,617	712,638	712,638	0	712,638	0	712,638
1491 PROGRAM SVCS -SA-FEDERAL	33,088,715	42,770,682	42,770,682	0	42,770,682	0	42,770,682
1510 WESTERN REG. MAINTENANCE	1,370,993	1,801,512	1,801,512	-53,344	1,748,168	-54,269	1,747,243
1520 CENTRAL REGIONAL MAINTEN	0	685,239	685,239	25,750	710,989	1,750	686,989
1590 GENERAL PROGRAM SERVICES	11,304,415	18,701,614	18,701,614	0	18,701,614	0	18,701,614
1810 REVENUE CLEARING ACCOUNT	-642,346	0	0	0	0	0	0
1991 RESERVE FOR INDIRECT COS	266,004	0	0	0	0	0	0
1992 PRIOR YEAR EARNED REVENU	3,142,843	0	0	0	0	0	0
1993 PRIOR YEAR REFUNDS & CAR	12,383,813	110,238	110,238	0	110,238	0	110,238

Summary by Purpose
14460 DHHS - Div Mental Health/Develop.Disab./Sub.Abuse

DESCRIPTION (1)	2003-2004 ACTUAL (2)	2004-2005 CERTIFIED (3)	2004-2005 AUTHORIZED (4)	2005-2006 INCR/DECR (5)	2005-2006 TOTAL (6)	2006-2007 INCR/DECR (7)	2006-2007 TOTAL (8)
TOTAL RECEIPTS	572,773,327	432,045,425	432,187,770	3,711,201	435,898,971	3,677,074	435,864,844

NET APPROPRIATION	562,925,674	587,981,629	587,325,908	5,000,000	592,325,908	7,380,219	594,706,127

Summary by Account

14460 DHHS - Div Mental Health/Develop.Disab./Sub.Abuse

DESCRIPTION (1)	2003-2004 ACTUAL (2)	2004-2005 CERTIFIED (3)	2004-2005 AUTHORIZED (4)	2005-2006 INCR/DECR (5)	2005-2006 TOTAL (6)	2006-2007 INCR/DECR (7)	2006-2007 TOTAL (8)
REQUIREMENTS							
53 1211 SALARIES AND WAGES	314,216,852	345,169,363	344,723,847	0	344,723,847	0	344,723,847
53 1212 SPA-REG SALARIES-REC	1,318,741	1,637,668	1,637,668	0	1,637,668	0	1,637,668
53 1213 SPA - REG SAL - UNDESIGN	13,318,645	14,249,577	14,450,267	0	14,450,267	0	14,450,267
53 1221 TIME LIMITED SALARIES-AP	9,411	0	0	0	0	0	0
53 1223 SPA TIME LIMITED SAL UN	57,255	0	0	0	0	0	0
53 1251 SPA-TEACH SALARIES-APPRO	11,857,137	12,647,280	12,523,662	0	12,523,662	0	12,523,662
53 1254 SPA TEACHING SUPPLEMENT	555,499	556,677	556,677	0	556,677	0	556,677
53 1256 TEACHING SUPPLEMENT UNDE	3,600	0	0	0	0	0	0
53 1257 TIME LIMITED TEACHER SAL	7,393	0	0	0	0	0	0
53 1311 REG(N S) TEMP WAGES-APPR	4,507,965	766,932	766,932	0	766,932	0	766,932
53 1312 REG(N S) TEMP WAGES-RECP	11,252	25,481	25,481	0	25,481	0	25,481
53 1313 REG(N S) TEMP WAGES UND	22,499	0	0	0	0	0	0
53 1321 CONTR EMPL PER IRS-APPRO	42,749	26,000	26,000	0	26,000	0	26,000
53 1351 STU TEMP WAGES - APPRO	144,037	248,580	248,580	0	248,580	0	248,580
53 1352 STUDENT TEMP. WAGES -REC	26,558	27,048	27,048	0	27,048	0	27,048
53 1411 OVERTIME PAY - APPROP	10,474,433	5,661,148	5,661,148	0	5,661,148	0	5,661,148
53 1412 SPA OT-STRAIGHT TIME-REC	23,188	12,233	12,233	0	12,233	0	12,233
53 1413 OT PAY-UNDESIGNATED	242,260	49	49	0	49	0	49
53 1421 HOLIDAY PAY - APPRO	2,077,115	1,572,600	1,572,600	0	1,572,600	0	1,572,600
53 1422 HOLIDAY PAY - RECEIPTS	3,059	2,240	2,240	0	2,240	0	2,240
53 1423 HOLIDAY PAY - UNDESIGNAT	11,631	0	0	0	0	0	0
53 1431 SHIFT 10% PREM PAY - APP	13,900,221	8,162,356	8,162,356	0	8,162,356	0	8,162,356
53 1432 SHIFT 10% PREM PAY - REC	6,649	7,800	7,800	0	7,800	0	7,800
53 1433 SHIFT 5% PREM PAY - UND	61,651	0	0	0	0	0	0
53 1441 CALLBK/STBY PREM PAY-APP	489,378	495,518	495,518	0	495,518	0	495,518
53 1442 CALLBK/STBY PREM PAY REC	5,184	3,431	3,431	0	3,431	0	3,431
53 1443 CALLBK/STBY PREM PAY UND	2,531	0	0	0	0	0	0
53 1452 DUAL EMPL. WAGES - REC.	512,967	444,586	444,586	0	444,586	0	444,586
53 1461 EPA&SPA-LONGVTY PAY-APPR	4,654,314	5,844,281	5,844,281	-94,595	5,749,686	1	5,844,282
53 1462 EPA&SPA-LONGVTY PAY-REC	10,819	7,336	7,336	0	7,336	0	7,336
53 1463 EPA&SPA-LONGVTY PAY-UNDE	226,676	293,121	288,545	-33,413	255,132	-25,030	263,515
53 1511 SOCIAL SEC CONTRIB-APPRO	26,714,962	29,169,401	29,125,856	-9,027	29,116,829	-1	29,125,855
53 1512 SOCIAL SECURITY-RECEIPT	136,314	165,682	165,682	0	165,682	0	165,682
53 1513 SOCIAL SEC CONTRIB-UNDES	1,036,193	1,113,136	1,128,141	-3,173	1,124,968	-2,532	1,125,609
53 1521 REG RETIRE CONTRIB-APPRO	11,943,316	22,040,846	22,009,115	-5,507	22,003,608	0	22,009,115
53 1522 REG RETIRE CONTRIB-RECPT	44,877	99,707	99,707	0	99,707	0	99,707
53 1523 REG RETIRE CONTRIB-UNDES	484,170	841,629	857,176	-15,502	841,674	-15,005	842,171

Summary by Account

14460 DHHS - Div Mental Health/Develop.Disab./Sub.Abuse

DESCRIPTION (1)	2003-2004 ACTUAL (2)	2004-2005 CERTIFIED (3)	2004-2005 AUTHORIZED (4)	2005-2006 INCR/DECR (5)	2005-2006 TOTAL (6)	2006-2007 INCR/DECR (7)	2006-2007 TOTAL (8)
53 1531 LEO RETIRE CONTRIB-APPRO	142,810	114,638	114,638	1	114,639	0	114,638
53 1533 LEO RETIR CONRIB-UNDESIG	17,120	26,478	26,478	0	26,478	0	26,478
53 1561 MEDICAL INSURANCE-APPRO	33,487,233	38,264,586	38,254,878	2	38,254,880	2	38,254,880
53 1562 MED INS CONTRIB-RECPTS	124,373	126,471	126,471	0	126,471	0	126,471
53 1563 MED.INSUR.-UNDESIGNATED	1,071,739	1,211,242	1,205,874	0	1,205,874	0	1,205,874
53 1572 UNEMP COMP PAYMNTS TO ES	215,988	101,716	101,716	0	101,716	0	101,716
53 1590 RESERVES FOR STAFF BENE	9,108	15,500	15,500	0	15,500	0	15,500
53 1621 SEVER SLRY CONTINUE-APPR	24,923	0	0	0	0	0	0
53 1625 ST DISABILITY PMT	8,437	57,425	12,170	0	12,170	0	12,170
53 1627 ST DISABILITY PMT APP	1,196,486	868,768	914,023	0	914,023	0	914,023
53 1631 WRKER COMP-MED PAYMENTS	3,862,179	1,780,883	1,780,883	0	1,780,883	0	1,780,883
53 1632 WRKER COMP-TEMP DIS PAYM	1,381,511	655,935	655,935	0	655,935	0	655,935
53 1633 WRKER COMP-PERM DIS PAYM	724,782	586,842	586,842	0	586,842	0	586,842
53 1639 OTHER WRKR COMP COST	222,257	21,072	21,072	0	21,072	0	21,072
53 1641 INMATE LABOR	21,861	44,531	44,531	0	44,531	0	44,531
53 1642 THERAPEUTIC WAGES	976,921	1,006,975	1,006,975	0	1,006,975	0	1,006,975
53 1651 COMPENSATION TO BOARD ME	4,816	0	0	0	0	0	0
TOTAL PERSONAL SERVICES	462,654,045	496,174,768	495,741,948	-161,214	495,580,734	-42,565	495,699,383
53 2110 LEGAL SERVICES	121,185	76,526	76,526	0	76,526	0	76,526
53 2131 HOSPITAL PROVIDED MED SER	1,775,310	2,611,042	2,611,042	0	2,611,042	0	2,611,042
53 2132 OTHER PROVIDED MED SER	11,801,031	7,578,541	7,578,541	0	7,578,541	0	7,578,541
53 2140 INSTALL TECH. SVC-GPR	7,433,288	5,981,165	5,981,165	0	5,981,165	0	5,981,165
53 2150 ACADEMIC SERVICE	20,195	20,000	20,000	0	20,000	0	20,000
53 2170 ADMINISTRATIVE SERVICES	2,149,671	55,600	55,600	0	55,600	-3	55,597
53 2181 FOOD SER AGREEMENT	258,461	263,342	263,342	0	263,342	0	263,342
53 2182 LAUNDRY SER AGREEMENT	1,641,438	2,041,640	2,041,640	0	2,041,640	0	2,041,640
53 2184 JANITORIAL SER AGREEMENT	3,451	0	0	0	0	0	0
53 2185 WASTE REMOVAL/RECY. SERV	591,597	532,392	532,392	0	532,392	0	532,392
53 2186 SECURITY SERVICE AGREE	88,242	82,375	82,375	0	82,375	0	82,375
53 2187 PEST CONTROL AGREEMENT	31,314	12,548	12,548	0	12,548	0	12,548
53 2188 LAWNS & GROUNDS SERVICES	39,950	39,950	39,950	0	39,950	0	39,950
53 2191 DUAL EMP PAY TO AGENCY	530,443	198,916	198,916	0	198,916	0	198,916
53 2192 HONORARIUMS	3,170	2,000	2,000	0	2,000	0	2,000
53 2199 MISC CONTRACTUAL SERVICE	2,602,743	899,761	899,761	0	899,761	380,219	1,279,980
53 2200 UTILITY/ENERGY SERVICES	13,967,438	13,136,169	13,136,169	2,627,201	15,763,370	2,858,774	15,994,943

Summary by Account

14460 DHHS - Div Mental Health/Develop.Disab./Sub.Abuse

DESCRIPTION (1)	2003-2004 ACTUAL (2)	2004-2005 CERTIFIED (3)	2004-2005 AUTHORIZED (4)	2005-2006 INCR/DECR (5)	2005-2006 TOTAL (6)	2006-2007 INCR/DECR (7)	2006-2007 TOTAL (8)
53 2300 REPAIR SERVICES	1,036,467	754,885	744,885	0	744,885	0	744,885
53 2400 MAINTENANCE AGREEMENTS	1,157,133	1,070,811	1,061,111	24,300	1,085,411	24,300	1,085,411
53 2500 RENTALS/LEASES	1,303,295	1,514,738	1,523,738	0	1,523,738	0	1,523,738
53 2700 TRAVEL & OTHER EMP. EXP.	538,075	945,616	935,086	97	935,183	0	935,086
53 2800 COMMUNICA. & DATA PROC.	2,290,018	2,450,811	2,451,511	48,504	2,500,015	47,483	2,498,994
53 2900 OTHER SERVICES	1,235,185	668,501	664,501	0	664,501	0	664,501
TOTAL PURCHASED SERVICES	50,619,100	40,937,329	40,912,799	2,700,102	43,612,901	3,310,773	44,223,572
53 3100 GENERAL ADMIN. SUPPLIES	1,673,273	1,610,887	1,619,846	-128	1,619,718	-167	1,619,679
53 3200 FACILITY & HDWE. SUPPLIE	5,429,312	5,055,430	5,072,880	0	5,072,880	0	5,072,880
53 3300 VEHICLE/EQUIP. OPER. SUP	1,050,477	965,731	969,731	184,790	1,154,521	184,790	1,154,521
53 3400 FOOD & DIETARY SUPPLIES	9,781,377	10,978,474	10,976,474	105,244	11,081,718	149,326	11,125,800
53 3500 CLOTHING & RECREAT. SUPP	805,292	945,406	945,406	0	945,406	0	945,406
53 3600 DRUGS/PHARMACEU. SUPP.	23,994,183	26,676,530	26,676,530	1,413,832	28,090,362	2,626,533	29,303,063
53 3700 RESEARCH/DEV. & ED. SUPP	234,191	211,670	211,670	65,361	277,031	74,455	286,125
53 3800 PURCHASES FOR RESALE	2,861	0	0	0	0	0	0
53 3900 OTHER MATERIALS & SUPP	914,583	873,007	868,007	0	868,007	0	868,007
TOTAL SUPPLIES	43,885,549	47,317,135	47,340,544	1,769,099	49,109,643	3,034,937	50,375,481
53 4200 BUILDINGS-PURCHASED	4,482	0	0	0	0	0	0
53 4400 OTHER STRUCT. & IMPROV.	21,321	17,542	18,542	0	18,542	0	18,542
53 4500 EQUIPMENT	3,960,148	3,672,699	3,599,199	602,998	4,202,197	892,000	4,491,199
53 4600 ART,OTHER ARTIFACTS/LIT	75,452	4,047	79,047	0	79,047	0	79,047
53 4700 INTANGIBLE ASSETS	228,709	60,016	75,016	0	75,016	0	75,016
TOTAL PROPERTY, PLANT & EQUIPMT	4,290,112	3,754,304	3,771,804	602,998	4,374,802	892,000	4,663,804
53 5100 LEGAL, LICENSE & PERM.CO	416,709	39,931	39,931	0	39,931	0	39,931
53 5600 ASSET & OTHER ADJUST.	2,089,995	3,279,614	3,279,614	0	3,279,614	0	3,279,614
53 5700 SPECIAL ITEMS - LOSS	400	0	0	0	0	0	0
53 5800 OTHER ADMIN. EXP.	501,477	315,695	315,245	0	315,245	0	315,245
53 5900 OTHER EXPENSE	8,984,099	220,174	220,174	0	220,174	0	220,174
TOTAL OTHER EXPENSES & ADJUSTMEN	11,992,680	3,855,414	3,854,964	0	3,854,964	0	3,854,964

Summary by Account

14460 DHHS - Div Mental Health/Develop.Disab./Sub.Abuse

DESCRIPTION (1)	2003-2004 ACTUAL (2)	2004-2005 CERTIFIED (3)	2004-2005 AUTHORIZED (4)	2005-2006 INCR/DECR (5)	2005-2006 TOTAL (6)	2006-2007 INCR/DECR (7)	2006-2007 TOTAL (8)
53 6890 OTHER EDUCATIONAL AWARDS	0	12,800	12,800	0	12,800	0	12,800
53 6905 GROUP HOME FOR MR	147,956	514,124	514,124	0	514,124	0	514,124
53 6906 COMM ALCOHOLISM PROG.	25,391	33,167	33,167	0	33,167	0	33,167
53 6907 RES AND EVAL PROJECTS	0	4,502	4,502	0	4,502	0	4,502
53 6908 PRIOR YEAR PAYMENT	5,907,586	0	0	0	0	0	0
53 6911 UCR CHILD SA PREVENTION	118,004	5,885,011	5,885,011	0	5,885,011	0	5,885,011
53 6913 UCR HIV	828,095	828,095	828,095	0	828,095	0	828,095
53 6914 NON-UCR HIV	266,023	266,023	266,023	0	266,023	0	266,023
53 6915 NON-UCR CHILD SA PREVENT	3,673,659	0	0	0	0	0	0
53 6919 ADULT HOMELESS - BG	387,622	716,750	716,750	0	716,750	0	716,750
53 6923 YOUTH HOMELESS - BG	99,973	129,250	129,250	0	129,250	0	129,250
53 6927 APARTMENT LIVING FOR MR	0	19,153	19,153	0	19,153	0	19,153
53 6930 AT-RISK-CHILDREN	36,591,244	39,991,745	39,991,745	750,000	40,741,745	750,000	40,741,745
53 6932 DEINSTITUTIONALIZATION	15,474	14,417	14,417	0	14,417	0	14,417
53 6941 MULTIDISCIPLINARY EVAL	50,550	36,448	36,448	0	36,448	0	36,448
53 6945 UCR SERVICES-TO CHILDREN	26,498,534	34,079,945	34,079,945	0	34,079,945	0	34,079,945
53 6948 EARLY INTERVENTION - MR	12,539,209	35,000	35,000	0	35,000	0	35,000
53 6949 UCR SERVICE TO ADULTS	138,295,118	119,967,176	119,895,266	500,000	120,395,266	500,000	120,395,266
53 6950 DOMICILIARY CARE	1,875,000	1,875,000	1,875,000	0	1,875,000	0	1,875,000
53 6951 EMERGENCY SERVICES	8,237,315	7,762,660	7,762,660	0	7,762,660	0	7,762,660
53 6952 SVC TO IV DRUG ABUSERS	2,731,941	2,743,013	2,743,013	0	2,743,013	0	2,743,013
53 6962 IV DRUG SER. NON-UCR	424,035	457,350	457,350	0	457,350	0	457,350
53 6963 NON-UCR SAFE-DRUGFREE SC	734,727	117,936	117,936	0	117,936	0	117,936
53 6964 NON-UCR EHA	538,946	0	0	0	0	0	0
53 6965 GOV.20% SAFE-DRUGFREE SC	353,080	1,250,730	1,250,730	0	1,250,730	0	1,250,730
53 6966 NON-UCR WOMEN'S TRMT.	5,271,922	5,485,514	5,485,514	0	5,485,514	0	5,485,514
53 6968 CONTRACTS - MHDDSAS	10,766,787	10,174,577	10,174,577	0	10,174,577	0	10,174,577
53 6969 NON UCR MAJORS	2,059,638	1,060,044	1,060,044	0	1,060,044	0	1,060,044
53 6970 UCR MAJORS	0	1,464,050	1,464,050	0	1,464,050	0	1,464,050
53 6974 NON-UCR CHILD	3,595,826	5,097,566	5,097,566	0	5,097,566	0	5,097,566
53 6975 NON-UCR ADULT	11,050,272	17,799,096	17,799,096	0	17,799,096	0	17,799,096
53 6976 WOMEN'S ALT. TRMT.	5,259,544	6,776,071	6,776,071	0	6,776,071	0	6,776,071
53 6977 TRAINING	87,133	213,194	213,194	0	213,194	0	213,194
53 6979 MR/MI	60,085,092	65,009,326	65,009,326	750,000	65,759,326	750,000	65,759,326
53 6980 LME SYSTEMS MANAGEMENT	0	38,575,456	38,575,456	0	38,575,456	0	38,575,456
53 6986 FOCUS ON FAMILIES	556,865	525,000	525,000	0	525,000	0	525,000
53 6989 NON-UCR FIRST IN FAM	1,149,000	1,241,989	1,241,989	0	1,241,989	0	1,241,989

Summary by Account

14460 DHHS - Div Mental Health/Develop.Disab./Sub.Abuse

DESCRIPTION (1)	2003-2004 ACTUAL (2)	2004-2005 CERTIFIED (3)	2004-2005 AUTHORIZED (4)	2005-2006 INCR/DECR (5)	2005-2006 TOTAL (6)	2006-2007 INCR/DECR (7)	2006-2007 TOTAL (8)
53 6990 TXT ACCT SAFE COMMUNITY	5,081,560	6,554,970	6,554,970	0	6,554,970	0	6,554,970
53 6991 GUARDIANSHIP EVAL - MR	426,789	349,789	349,789	0	349,789	0	349,789
53 6992 UNITED CEREBAL PALSY	1,231,082	1,231,082	1,231,082	0	1,231,082	0	1,231,082
53 6993 DD SERVICE FUNDS	881,589	42,182	42,182	0	42,182	0	42,182
53 6994 DD TRAUMATIC BRAIN INJUR	1,181,053	1,320,388	1,320,388	0	1,320,388	0	1,320,388
53 6995 NON-UCR OTHER	52,042,890	42,690,637	42,690,637	0	42,690,637	0	42,690,637
53 6996 CRISIS SERVICES	615,880	750,038	750,038	0	750,038	0	750,038
53 6997 AUTISM SOCIETY OF NC	2,842,964	3,142,960	3,142,960	0	3,142,960	0	3,142,960
TOTAL AID & PUBLIC ASSISTANCE	404,525,368	426,244,224	426,172,314	2,000,000	428,172,314	2,000,000	428,172,314
53 7102 RES. FOR PATH UNIT	0	0	0	487,368	487,368	522,916	522,916
53 7107 RESERVE-FACILITY MODIFI.	0	14,052	14,052	0	14,052	0	14,052
53 7116 CHILD MH TREATMENT RESER	0	1,552,003	1,552,003	0	1,552,003	0	1,552,003
53 7135 UNCOMMITTED MEDCAID TXIX	0	4,027	4,027	0	4,027	0	4,027
53 7147 RES FOR DOWNSIZING	0	-3,300,000	-3,300,000	-8,800,000	-12,100,000	-8,470,000	-11,770,000
53 715B UNCOMMITTED SAPTBG	0	24,575	0	0	0	0	0
53 7153 RES. RPLC. SPECIAL EQUIP	0	0	0	1,312,848	1,312,848	1,339,232	1,339,232
53 7170 REDISTRIBUTED COST	4	0	0	0	0	0	0
TOTAL RESERVES	4	-1,705,343	-1,729,918	-6,999,784	-8,729,702	-6,607,852	-8,337,770
53 8010 DEPENDENT CARE-OP TFR	175,862	0	0	0	0	0	0
53 81D1 TRANSFER TO DHHS	7,389,063	38,985	38,985	0	38,985	0	38,985
53 81K1 TRANS TO B/C 14445 DMA	133,283,757	0	0	0	0	0	0
53 81P1 TRF TO B/C 14460 DMH	15,071,559	110,238	110,238	0	110,238	0	110,238
53 819V HOSP BONDS DEBT SERVICE	0	3,300,000	3,300,000	8,800,000	12,100,000	8,470,000	11,770,000
53 819Y TRANS TO OSBM MHTF 63007	605,184	0	0	0	0	0	0
53 8990 TFR TO SUBSEQUENT FY	1,206,718	0	0	0	0	0	0
TOTAL INTRAGOVERNMENTAL TRANSACT	157,732,143	3,449,223	3,449,223	8,800,000	12,249,223	8,470,000	11,919,223
TOTAL REQUIREMENTS	1135,699,001	1,020,027,054	1,019,513,678	8,711,201	1,028,224,879	11,057,293	1,030,570,971

Summary by Account

14460 DHHS - Div Mental Health/Develop.Disab./Sub.Abuse

DESCRIPTION (1)	2003-2004 ACTUAL (2)	2004-2005 CERTIFIED (3)	2004-2005 AUTHORIZED (4)	2005-2006 INCR/DECR (5)	2005-2006 TOTAL (6)	2006-2007 INCR/DECR (7)	2006-2007 TOTAL (8)
ESTIMATED RECEIPTS							
43 2274 PITT COUNTY MENTAL HEALT	0	85,000	85,000	0	85,000	0	85,000
43 2305 10% MIXED BEVERAGE TAX	1,006,360	712,638	712,638	0	712,638	0	712,638
43 2306 DWI PAYMENTS	18,738	16,219	16,219	0	16,219	0	16,219
43 2307 DES FEES	10,244	20,772	20,772	0	20,772	0	20,772
43 2309 DWI PROVIDER FEE	9,000	0	0	0	0	0	0
43 25J3 CHATS - CCPS	-92,121	0	0	0	0	0	0
43 2502 DD COUNCIL AWARD	3,654	0	0	0	0	0	0
43 2505 SCHOOL LUNCH DPI	18,844	14,354	14,354	0	14,354	0	14,354
43 2518 NC PARENT DRUG PREV CORP	83,425	0	0	0	0	0	0
43 2565 SCHOOL LUNCH PROGRAM	30,185	30,856	30,856	0	30,856	0	30,856
43 2996 PROVIDER MATCH	50,399	0	0	0	0	0	0
43 3110 INT/DIV INC INVST-PROGRM	25,582	0	0	0	0	0	0
43 4131 TELEPHONE/TELECOM SVC	995	4,009	4,009	0	4,009	0	4,009
43 4133 POSTGE/FRGHT & DELIV SVC	439	0	0	0	0	0	0
43 4134 PRINT, BIND & DUPLIC SVC	13,084	2,388	2,388	0	2,388	0	2,388
43 4140 MAINTENANCE & REPAIR SVC	8,460	2,200	2,200	0	2,200	0	2,200
43 4150 FOOD & VENDING SVC	348,569	354,471	354,471	0	354,471	0	354,471
43 4160 PROFESSIONAL SERVICES	58,542	60,677	60,677	0	60,677	0	60,677
43 4170 UTILITY SALES & SERVICES	44,948	37,091	37,091	0	37,091	0	37,091
43 4190 OTHER SALES & SERVICES	2,509	4,631	4,631	0	4,631	0	4,631
43 4200 HOSPITAL & MEDICAL SALES	48,536,377	47,276,522	47,276,522	0	47,276,522	0	47,276,522
43 4310 SALE OF PUBLICATIONS	17,204	3,219	3,219	0	3,219	0	3,219
43 4320 SALE OF SURPLUS PROPERTY	59,529	80,073	80,073	52,850	132,923	18,725	98,798
43 4390 OTH SALES OF GDS OR PUBL	5,090	35,719	35,719	0	35,719	0	35,719
43 4410 RENTAL OF REAL PROPERTY	125,073	194,001	194,001	0	194,001	0	194,001
43 4430 RENTAL PARKING LOTS	2,600	1,500	1,500	0	1,500	0	1,500
43 5100 BUSINESS LICENSE FEES	400,600	377,530	377,530	0	377,530	0	377,530
43 5600 REGISTRATION FEES	21,895	0	0	0	0	0	0
43 5800 PRESCHOOL TUITION FEES	162,036	11,876	11,876	0	11,876	0	11,876
43 5900 OTHER LIC,FEES/PERMITS	482	403,544	403,544	0	403,544	0	403,544
43 6200 NONCAPITAL GIFTS	1,002	0	0	0	0	0	0
43 7113 INSURANCE RECOVERIES	19,954	0	0	0	0	0	0
43 7122 ACCTS REV INTEREST	3,148	0	0	0	0	0	0
43 7123 ACCTS REC PENALTY	-12	0	0	0	0	0	0

Summary by Account

14460 DHHS - Div Mental Health/Develop.Disab./Sub.Abuse

DESCRIPTION (1)	2003-2004 ACTUAL (2)	2004-2005 CERTIFIED (3)	2004-2005 AUTHORIZED (4)	2005-2006 INCR/DECR (5)	2005-2006 TOTAL (6)	2006-2007 INCR/DECR (7)	2006-2007 TOTAL (8)
43 7300 INDIRECT(OVERHD) COST RE	2,089,995	3,279,614	3,279,614	0	3,279,614	0	3,279,614
43 7990 TSR REFUND	5,965,535	262,371	262,371	0	262,371	0	262,371
43 7992 PETTY/IMPREST CASH	53,220	52,695	52,695	0	52,695	0	52,695
43 7994 RETURNED CHECK FEE	300	0	0	0	0	0	0
43 81C1 TRANS FROM 14430 DPH	9,843,236	277,286	277,286	0	277,286	0	277,286
43 81J1 TRANS FROM 14440 DSS	313,935	0	0	0	0	0	0
43 81P1 TRANSFER FROM FUND 1993	15,071,559	20,000	20,000	0	20,000	0	20,000
43 8105 SCHOOL LUNCH PROGRAM	0	3,924	3,924	0	3,924	0	3,924
43 8118 REIM MTR FLEET MGMT	0	13,416	13,416	0	13,416	0	13,416
43 813A TRANSFER FROM BC 24401	3,990	0	0	0	0	0	0
43 819C TFR B/C 14500 CORR	0	15,296	15,296	0	15,296	0	15,296
43 819V TRF FROM OST BC 23460	459,066	0	0	0	0	0	0
43 819Y FM OSEM MHTF 63007	6,035,140	0	0	0	0	0	0
53 8210 REIM-EMPLOYEES ON LOAN	33,960	32,720	32,720	0	32,720	0	32,720
53 8220 REIMB-DUAL EMPLOYEE PAYM	550,889	484,576	484,576	0	484,576	0	484,576
53 8301 UTILITY SALES & SERVICE	1,301,379	1,767,476	1,767,476	0	1,767,476	0	1,767,476
53 8302 WATER	77,613	68,000	68,000	0	68,000	0	68,000
53 8304 REIMB - OFFICE SUPPLIES	7,100	3,843	3,843	0	3,843	0	3,843
53 8305 REIMB - REPAIRS	31,283	33,397	33,397	0	33,397	0	33,397
53 8306 REIMB - GARBAGE SERVICE	17,154	17,203	17,203	0	17,203	0	17,203
53 8308 REIMB - TELEPHONE	80,585	246,588	246,588	0	246,588	0	246,588
53 8309 REIMB - FOOD SERVICES	484,818	599,833	599,833	0	599,833	0	599,833
53 8310 REIMB - OTHER DIETARY	51	4,049	4,049	0	4,049	0	4,049
53 8311 REIMB - MEDICAL SUPPLIES	934	7,975	7,975	0	7,975	0	7,975
53 8312 REIMB - RAW FOOD	5,236	1,885	1,885	0	1,885	0	1,885
53 8316 REIMB JANITORIAL SUPPLIE	4,424	20,126	20,126	0	20,126	0	20,126
53 8317 PROFESSIONAL SERVICES	403,244	413,481	413,481	0	413,481	0	413,481
53 8318 REIMB-AUTOMOTIVE	398,367	445,162	445,162	0	445,162	0	445,162
53 8319 REIMB-DRUGS	300,170	261,578	261,578	0	261,578	0	261,578
53 8320 REFUND PR YR EXP	384,331	0	0	0	0	0	0
53 8332 MEDICAID SNF CUR YEAR	4,914,642	6,826,581	7,165,805	0	7,165,805	0	7,165,805
53 8333 MEDICAID SNF PR YR	664,356	0	0	0	0	0	0
53 8335 MEDICAID - TXIX CU YR	14,267,381	12,243,599	12,241,770	2,481,673	14,723,443	2,481,673	14,723,443
53 8336 MEDICAID TXIX PR YR	4,222,776	0	0	0	0	0	0
53 8337 MEDICAID - ICF CU YR	20,663,743	33,129,434	32,913,598	0	32,913,598	0	32,913,598
53 8338 MEDICAID ICF PR YR	-7,455	0	0	0	0	0	0
53 8339 MEDICAID - ICF MR CU YR	218,688,353	219,282,305	219,282,305	0	219,282,305	0	219,282,305

Summary by Account

14460 DHHS - Div Mental Health/Develop.Disab./Sub.Abuse

DESCRIPTION (1)	2003-2004 ACTUAL (2)	2004-2005 CERTIFIED (3)	2004-2005 AUTHORIZED (4)	2005-2006 INCR/DECR (5)	2005-2006 TOTAL (6)	2006-2007 INCR/DECR (7)	2006-2007 TOTAL (8)
53 8340 MEDICAID ICF MR PR YR	3,289,202	0	0	0	0	0	0
53 8342 MEDICAID OUTPATIENT	4,584	0	0	0	0	0	0
53 8353 MEDICAID SNF LOW LEVEL	2,773,336	2,545,264	2,545,264	228,072	2,773,336	228,072	2,773,336
53 8354 MEDICAID ICF LOW LEVEL	4,331,489	3,495,661	3,495,661	835,828	4,331,489	835,828	4,331,489
53 8358 CAP-MR MEDICAID	35,005	16,520	16,520	0	16,520	0	16,520
53 8363 MEDICAID PART B - CU YR	119,074	4,803	4,803	114,271	119,074	114,271	119,074
53 8366 MEDICAID DISP SHARE	126,355,819	0	0	0	0	0	0
53 8397 TSR REFUND	8,547,365	0	0	0	0	0	0
53 88B5 UNDERAGE DRINKING LAWS	104,129	0	0	0	0	0	0
53 88B7 OLMSTEAD	59	0	0	0	0	0	0
53 88B8 TBI GRANT	-240	0	0	0	0	0	0
53 88CB WIC NUTRITION	9,784	214	214	0	214	0	214
53 881A REHAB SVCS. BASIC SUPP.	4,415	3,495	3,495	0	3,495	0	3,495
53 881K NC SYSTEM OF CARE NETWOR	1,173,793	1,843,533	1,843,533	0	1,843,533	0	1,843,533
53 882K UNDERAGE DRINKING-DISCRE	50,328	334,200	334,200	0	334,200	0	334,200
53 883B MEDICARE-FFP	94,845	72,553	72,553	0	72,553	0	72,553
53 883C CLIA	1,858	9,110	9,110	0	9,110	0	9,110
53 883K NEW HORIZONS FOR 1ST FAM	1	0	0	0	0	0	0
53 883M QUALITY ASSUR & IMPRVMT	730	0	0	0	0	0	0
53 884B TITLE III SPECIAL PROGRA	1,578	6,330	6,330	0	6,330	0	6,330
53 884F OMBUDSMAN E-FFP 85%	4,733	1,307	1,307	0	1,307	0	1,307
53 885A COMMUNITY MH BG	8,603,678	12,835,252	12,835,252	0	12,835,252	0	12,835,252
53 885B SAPT BLOCK GRANT	36,737,253	47,675,060	47,675,060	0	47,675,060	0	47,675,060
53 885C EHA GRANT	6,413,356	109,840	109,840	0	109,840	0	109,840
53 885E GOVERNOR'S 30% FFY 1996	1,689,204	2,387,648	2,387,648	0	2,387,648	0	2,387,648
53 885F PATH-GRANT FOR HOMELESS	483,971	846,000	846,000	0	846,000	0	846,000
53 885I CCP-SIG	-150,022	0	0	0	0	0	0
53 885W NC FACES	-68,925	0	0	0	0	0	0
53 885Y DASIS CONTRACT	122,734	96,154	96,154	-56	96,098	-55	96,099
53 886A HLTH STAND QUALITY BUREA	68,791	281,038	281,038	0	281,038	0	281,038
53 886C MEDICAID ADMIN. & TRNG.	3,398,436	21,074,276	21,095,062	-1,437	21,093,625	-1,440	21,093,622
53 886K MH DECISION SUPPORT	54,296	0	0	0	0	0	0
53 886N NC SCIENCE&SVC CONSORTIU	48,219	0	0	0	0	0	0
53 886Q NIAAA/Z-TECH CORP.	18,760	0	0	0	0	0	0
53 887E CHILD SUPPORT ENF.	17,396	33,741	33,741	0	33,741	0	33,741
53 887F CHILD WELFARE SERVICES	2,558	3,835	3,835	0	3,835	0	3,835
53 887G CWS FAMILY PRESERVATION	271,495	11	11	0	11	0	11

Summary by Account

14460 DHHS - Div Mental Health/Develop.Disab./Sub.Abuse

DESCRIPTION (1)	2003-2004 ACTUAL (2)	2004-2005 CERTIFIED (3)	2004-2005 AUTHORIZED (4)	2005-2006 INCR/DECR (5)	2005-2006 TOTAL (6)	2006-2007 INCR/DECR (7)	2006-2007 TOTAL (8)
53 887J REFUGEE CASH & MED.	1,917	1,606	1,606	0	1,606	0	1,606
53 887K IV-E FOSTER CARE ASSIST.	7,802	5,724	5,724	0	5,724	0	5,724
53 887L IV-E ADOPTION ASSISTANCE	2,546	1,005	1,005	0	1,005	0	1,005
53 887M DISABILITY DETERM.- SSA	3,975	1,809	1,809	0	1,809	0	1,809
53 887P LOW INC. ENERGY ASSIST.	11,095	7,146	7,146	0	7,146	0	7,146
53 887Q SOCIAL SVCS. BLOCK GRNT	7,898,958	8,598,103	8,598,103	0	8,598,103	0	8,598,103
53 888B JOB CORP	0	4,142	4,142	0	4,142	0	4,142
53 888C FOOD STAMPS - USDA	20,773	33,635	33,635	0	33,635	0	33,635
53 888K TANF	1,538,595	0	0	0	0	0	0
53 889A SEC 110-BASIC SUPP PROG	142,097	151,515	151,515	0	151,515	0	151,515
53 889B CLIENT ASSISTANCE PROGM	7,425	8,839	8,839	0	8,839	0	8,839
53 889T COMMUNITY PASS	196,913	0	0	0	0	0	0
43 8980 PRIOR FIS YEAR TRANS	0	12,353	12,353	0	12,353	0	12,353

TOTAL RECEIPTS	572,773,327	432,045,425	432,187,770	3,711,201	435,898,971	3,677,074	435,864,844

NET APPROPRIATION	562,925,674	587,981,629	587,325,908	5,000,000	592,325,908	7,380,219	594,706,127

**Position Counts
Summary by Purpose
14460 DHHS - Div Mental Health/Develop.Disab./Sub.Abuse**

DESCRIPTION (1)	2003-2004 ACTUAL (2)	2004-2005 CERTIFIED (3)	2004-2005 AUTHORIZED (4)	2005-2006 INCR/DECR (5)	2005-2006 TOTAL (6)	2006-2007 INCR/DECR (7)	2006-2007 TOTAL (8)
REQUIREMENTS							
1110 GENERAL ADMINISTRATION	197.20	195.15	196.15	.00	196.15	.00	196.15
1216 WHITAKER SCHOOL	114.00	115.00	114.00	.00	114.00	.00	114.00
1220 BROUGHTON HOSPITAL	1,160.00	1,160.00	1,160.00	.00	1,160.00	.00	1,160.00
1230 CHERRY HOSPITAL	1,196.00	1,219.58	1,196.58	.00	1,196.58	.00	1,196.58
1240 DOROTHEA DIX HOSPITAL	1,156.00	1,158.37	1,156.37	.00	1,156.37	.00	1,156.37
1250 N.C. SPECIAL CARE CENTER	373.00	349.00	373.00	.00	373.00	.00	373.00
1260 JOHN UMSTEAD HOSPITAL	1,173.00	1,174.67	1,173.67	.00	1,173.67	.00	1,173.67
1261 JOHN UMSTEAD-FED-OTHER	2.00	2.00	2.00	.00	2.00	.00	2.00
1280 WRIGHT SCHOOL - STATE	38.00	39.23	39.23	.00	39.23	.00	39.23
1320 BLACK MTN CTR - STATE	438.00	437.00	438.00	.00	438.00	.00	438.00
1330 CASWELL CENTER - STATE	1,698.00	1,699.00	1,698.00	.00	1,698.00	.00	1,698.00
1340 MURDOCH CENTER - STATE	1,667.00	1,667.00	1,667.00	23.00	1,690.00	23.00	1,690.00
1350 O'BERRY CENTER - STATE	1,008.00	1,008.50	1,008.50	.00	1,008.50	.00	1,008.50
1360 J. Iverson Riddle Ctr-ST	973.00	973.75	973.75	.00	973.75	.00	973.75
1420 JFK ADATC - STATE	115.00	115.30	115.30	.00	115.30	.00	115.30
1421 JFK ADATC-FEDERAL/OTHER	12.00	12.00	12.00	.00	12.00	.00	12.00
1440 W.B. JONES ADATC - STATE	107.00	108.50	107.50	.00	107.50	.00	107.50
1441 W.B. JONES ADATC - FED.	8.00	8.00	8.00	.00	8.00	.00	8.00
1510 WESTERN REG. MAINTENANCE	110.00	110.00	110.00	.00	110.00	.00	110.00
1520 CENTRAL REGIONAL MAINTEN	98.00	98.00	98.00	.00	98.00	.00	98.00
TOTAL REQUIREMENTS	11,643.20	11,650.05	11,647.05	23.00	11,670.05	23.00	11,670.05

**Position Counts
Summary by Account
14460 DHHS - Div Mental Health/Develop.Disab./Sub.Abuse**

DESCRIPTION (1)	2003-2004 ACTUAL (2)	2004-2005 CERTIFIED (3)	2004-2005 AUTHORIZED (4)	2005-2006 INCR/DECR (5)	2005-2006 TOTAL (6)	2006-2007 INCR/DECR (7)	2006-2007 TOTAL (8)
REQUIREMENTS							
53 1211 SALARIES AND WAGES	10,982.00	10,988.53	10,985.53	.00	10,985.53	.00	10,985.53
53 1212 SPA-REG SALARIES-REC	47.00	47.50	47.50	.00	47.50	.00	47.50
53 1213 SPA - REG SAL - UNDESIGN	366.20	365.15	366.15	.00	366.15	.00	366.15
53 1223 SPA TIME LIMITED SAL UN	1.00	.00	.00	.00	.00	.00	.00
53 1251 SPA-TEACH SALARIES-APPRO	247.00	248.87	247.87	.00	247.87	.00	247.87
53 7102 RES. FOR PATH UNIT	.00	.00	.00	23.00	23.00	23.00	23.00
TOTAL REQUIREMENTS	11,643.20	11,650.05	11,647.05	23.00	11,670.05	23.00	11,670.05

Fund Detail

14460 DHHS - Div Mental Health/Develop.Disab./Sub.Abuse

1110 General Administration

DESCRIPTION (1)	2003-2004 ACTUAL (2)	2004-2005 CERTIFIED (3)	2004-2005 AUTHORIZED (4)	2005-2006 INCR/DECR (5)	2005-2006 TOTAL (6)	2006-2007 INCR/DECR (7)	2006-2007 TOTAL (8)
REQUIREMENTS							
53 1213 SPA - REG SAL - UNDESIGN	9,228,379	9,766,855	9,967,546	0	9,967,546	0	9,967,546
53 1223 SPA TIME LIMITED SAL UN	57,255	0	0	0	0	0	0
53 1413 OT PAY-UNDESIGNATED	0	49	49	0	49	0	49
53 1463 EPA&SPA-LONGVTY PAY-UNDE	170,977	217,355	212,779	-29,538	183,241	-21,373	191,406
53 1513 SOCIAL SEC CONTRIB-UNDES	696,736	763,340	778,345	-1,806	776,539	-1,181	777,164
53 1523 REG RETIRE CONTRIB-UNDES	321,940	576,466	592,013	-1,742	590,271	-1,267	590,746
53 1563 MED.INSUR.-UNDESIGNATED	571,780	627,802	622,434	0	622,434	0	622,434
53 1572 UNEMP COMP PAYMNTS TO ES	14,228	3,474	3,474	0	3,474	0	3,474
53 1625 ST DISABILITY PMT	10,685	0	0	0	0	0	0
53 1627 ST DISABILITY PMT APP	0	2,727	2,727	0	2,727	0	2,727
53 1631 WRKER COMP-MED PAYMENTS	66,542	35,161	35,161	0	35,161	0	35,161
53 1632 WRKER COMP-TEMP DIS PAYM	0	1,975	1,975	0	1,975	0	1,975
53 1633 WRKER COMP-PERM DIS PAYM	0	44,480	44,480	0	44,480	0	44,480
53 1651 COMPENSATION TO BOARD ME	4,816	0	0	0	0	0	0
TOTAL PERSONAL SERVICES	11,143,338	12,039,684	12,260,983	-33,086	12,227,897	-23,821	12,237,162
53 2110 LEGAL SERVICES	70,964	76,526	76,526	0	76,526	0	76,526
53 2140 INSTALL TECH. SVC-GPR	7,433,288	5,981,165	5,981,165	0	5,981,165	0	5,981,165
53 2170 ADMINISTRATIVE SERVICES	113,007	23,000	23,000	0	23,000	0	23,000
53 2184 JANITORIAL SER AGREEMENT	2,020	0	0	0	0	0	0
53 2191 DUAL EMP PAY TO AGENCY	0	1,000	1,000	0	1,000	0	1,000
53 2192 HONORARIUMS	1,445	0	0	0	0	0	0
53 2199 MISC CONTRACTUAL SERVICE	1,147,405	184,336	184,336	0	184,336	380,219	564,555
53 2300 REPAIR SERVICES	10,462	7,940	11,940	0	11,940	0	11,940
53 2400 MAINTENANCE AGREEMENTS	110,861	35,747	26,047	0	26,047	0	26,047
53 2500 RENTALS/LEASES	260,471	259,491	268,491	0	268,491	0	268,491
53 2700 TRAVEL & OTHER EMP. EXP.	313,569	493,985	483,455	0	483,455	0	483,455
53 2800 COMMUNICA. & DATA PROC.	416,518	426,136	426,836	-3,380	423,456	-4,401	422,435
53 2900 OTHER SERVICES	714,119	77,092	73,092	0	73,092	0	73,092
TOTAL PURCHASED SERVICES	10,594,129	7,566,418	7,555,888	-3,380	7,552,508	375,818	7,931,706
53 3100 GENERAL ADMIN. SUPPLIES	63,166	126,016	134,975	-128	134,847	-167	134,808
53 3300 VEHICLE/EQUIP. OPER. SUP	0	14,164	14,164	0	14,164	0	14,164
53 3700 RESEARCH/DEV. & ED. SUPP	116	15,246	15,246	0	15,246	0	15,246
53 3900 OTHER MATERIALS & SUPP	297	3,756	3,756	0	3,756	0	3,756
TOTAL SUPPLIES	63,579	159,182	168,141	-128	168,013	-167	167,974
53 4400 OTHER STRUCT. & IMPROV.	97	0	1,000	0	1,000	0	1,000

Fund Detail

14460 DHHS - Div Mental Health/Develop.Disab./Sub.Abuse

1110 General Administration

DESCRIPTION (1)	2003-2004 ACTUAL (2)	2004-2005 CERTIFIED (3)	2004-2005 AUTHORIZED (4)	2005-2006 INCR/DECR (5)	2005-2006 TOTAL (6)	2006-2007 INCR/DECR (7)	2006-2007 TOTAL (8)
REQUIREMENTS							
53 4500 EQUIPMENT	282,251	161,929	88,429	0	88,429	0	88,429
53 4600 ART,OTHER ARTIFACTS/LIT	74,399	4,047	79,047	0	79,047	0	79,047
53 4700 INTANGIBLE ASSETS	70,688	38,016	53,016	0	53,016	0	53,016
TOTAL PROPERTY, PLANT & EQUIPMT	427,435	203,992	221,492	0	221,492	0	221,492
53 5100 LEGAL, LICENSE & PERM.CO	12,253	0	0	0	0	0	0
53 5600 ASSET & OTHER ADJUST.	2,089,995	3,279,614	3,279,614	0	3,279,614	0	3,279,614
53 5800 OTHER ADMIN. EXP.	164,550	61,500	61,500	0	61,500	0	61,500
53 5900 OTHER EXPENSE	674	10,232	10,232	0	10,232	0	10,232
TOTAL OTHER EXPENSES & ADJUSTMEN	2,267,472	3,351,346	3,351,346	0	3,351,346	0	3,351,346
53 6907 RES AND EVAL PROJECTS	0	4,502	4,502	0	4,502	0	4,502
53 6968 CONTRACTS - MHDDSAS	9,458,095	8,752,066	8,752,066	0	8,752,066	0	8,752,066
TOTAL AID & PUBLIC ASSISTANCE	9,458,095	8,756,568	8,756,568	0	8,756,568	0	8,756,568
53 715B UNCOMMITTED SAPTBG	0	24,575	0	0	0	0	0
53 7170 REDISTRIBUTED COST	4	0	0	0	0	0	0
TOTAL RESERVES	4	24,575	0	0	0	0	0
53 8010 DEPENDENT CARE-OP TFR	8,031	0	0	0	0	0	0
53 81D1 TRANSFER TO DHHS	1,367,873	38,985	38,985	0	38,985	0	38,985
53 8990 TFR TO SUBSEQUENT FY	290,146	0	0	0	0	0	0
TOTAL INTRAGOVERNMENTAL TRANSACT	1,666,050	38,985	38,985	0	38,985	0	38,985
TOTAL REQUIREMENTS	35,620,102	32,140,750	32,353,403	-36,594	32,316,809	351,830	32,705,233

Fund Detail

14460 DHHS - Div Mental Health/Develop.Disab./Sub.Abuse

1110 General Administration

DESCRIPTION (1)	2003-2004 ACTUAL (2)	2004-2005 CERTIFIED (3)	2004-2005 AUTHORIZED (4)	2005-2006 INCR/DECR (5)	2005-2006 TOTAL (6)	2006-2007 INCR/DECR (7)	2006-2007 TOTAL (8)
ESTIMATED RECEIPTS							
43 2306 DWI PAYMENTS	18,738	16,219	16,219	0	16,219	0	16,219
43 2307 DES FEES	10,244	20,772	20,772	0	20,772	0	20,772
43 2309 DWI PROVIDER FEE	9,000	0	0	0	0	0	0
43 2502 DD COUNCIL AWARD	3,654	0	0	0	0	0	0
43 2518 NC PARENT DRUG PREV CORP	250,000	0	0	0	0	0	0
43 2996 PROVIDER MATCH	50,399	0	0	0	0	0	0
43 4190 OTHER SALES & SERVICES	0	1,005	1,005	0	1,005	0	1,005
43 4310 SALE OF PUBLICATIONS	17,204	3,219	3,219	0	3,219	0	3,219
43 4320 SALE OF SURPLUS PROPERTY	990	0	0	0	0	0	0
43 5100 BUSINESS LICENSE FEES	400,600	377,530	377,530	0	377,530	0	377,530
43 7122 ACCTS REV INTEREST	-16	0	0	0	0	0	0
43 7123 ACCTS REC PENALTY	-16	0	0	0	0	0	0
43 7300 INDIRECT(OVERHD) COST RE	2,089,995	3,279,614	3,279,614	0	3,279,614	0	3,279,614
43 7990 TSR REFUND	15	0	0	0	0	0	0
43 7994 RETURNED CHECK FEE	100	0	0	0	0	0	0
43 81C1 TRANS FROM 14430 DPH	44,009	0	0	0	0	0	0
43 81P1 TRANSFER FROM FUND 1993	4,906,097	0	0	0	0	0	0
43 819V TRF FROM OST BC 23460	459,066	0	0	0	0	0	0
43 819Y FM OSBM MHTF 63007	577,606	0	0	0	0	0	0
53 88B5 UNDERAGE DRINKING LAWS	202,472	0	0	0	0	0	0
53 881K NC SYSTEM OF CARE NETWOR	431,381	961,662	961,662	0	961,662	0	961,662
53 882K UNDERAGE DRINKING-DISCRE	149,130	334,200	334,200	0	334,200	0	334,200
53 883M QUALITY ASSUR & IMPRVMT	579	0	0	0	0	0	0
53 885A COMMUNITY MH BG	634,685	1,106,226	1,106,226	0	1,106,226	0	1,106,226
53 885B SAPT BLOCK GRANT	5,570,478	6,252,810	6,252,810	0	6,252,810	0	6,252,810
53 885E GOVERNOR'S 30% FFY 1996	528,081	1,018,982	1,018,982	0	1,018,982	0	1,018,982
53 885I CCP-SIG	25,834	0	0	0	0	0	0
53 885W NC FACES	-121	0	0	0	0	0	0
53 885Y DASIS CONTRACT	88,767	96,154	96,154	-56	96,098	-55	96,099
53 886C MEDICAID ADMIN. & TRNG.	2,642,894	4,254,091	4,274,877	-1,437	4,273,440	-1,440	4,273,437
53 886K MH DECISION SUPPORT	34,191	0	0	0	0	0	0
53 886N NC SCIENCE&SVC CONSORTIU	48,219	0	0	0	0	0	0
53 886Q NIAAA/Z-TECH CORP.	18,760	0	0	0	0	0	0
53 889T COMMUNITY PASS	191,360	0	0	0	0	0	0

Fund Detail

14460 DHHS - Div Mental Health/Develop.Disab./Sub.Abuse

1110 General Administration

DESCRIPTION (1)	2003-2004 ACTUAL (2)	2004-2005 CERTIFIED (3)	2004-2005 AUTHORIZED (4)	2005-2006 INCR/DECR (5)	2005-2006 TOTAL (6)	2006-2007 INCR/DECR (7)	2006-2007 TOTAL (8)

TOTAL RECEIPTS	19,404,395	17,722,484	17,743,270	-1,493	17,741,777	-1,495	17,741,775

NET APPROPRIATION	16,215,707	14,418,266	14,610,133	-35,101	14,575,032	353,325	14,963,458

Fund Detail

14460 DHHS - Div Mental Health/Develop.Disab./Sub.Abuse

1216 Whitaker School

DESCRIPTION (1)	2003-2004 ACTUAL (2)	2004-2005 CERTIFIED (3)	2004-2005 AUTHORIZED (4)	2005-2006 INCR/DECR (5)	2005-2006 TOTAL (6)	2006-2007 INCR/DECR (7)	2006-2007 TOTAL (8)
REQUIREMENTS							
53 1211 SALARIES AND WAGES	2,591,495	2,984,864	2,939,947	0	2,939,947	0	2,939,947
53 1251 SPA-TEACH SALARIES-APPRO	522,240	621,697	621,697	0	621,697	0	621,697
53 1254 SPA TEACHING SUPPLEMENT	26,134	26,450	26,450	0	26,450	0	26,450
53 1311 REG(N S) TEMP WAGES-APPR	936	2,850	2,850	0	2,850	0	2,850
53 1351 STU TEMP WAGES - APPRO	0	1,366	1,366	0	1,366	0	1,366
53 1411 OVERTIME PAY - APPROP	212,487	123,500	123,500	0	123,500	0	123,500
53 1421 HOLIDAY PAY - APPRO	17,161	16,596	16,596	0	16,596	0	16,596
53 1431 SHIFT 10% PREM PAY - APP	98,511	72,776	72,776	0	72,776	0	72,776
53 1441 CALLBK/STBY PREM PAY-APP	21,245	3,891	3,891	0	3,891	0	3,891
53 1461 EPA&SPA-LONGVTY PAY-APPR	36,392	39,906	39,906	3,960	43,866	4,187	44,093
53 1511 SOCIAL SEC CONTRIB-APPRO	264,998	297,887	294,451	303	294,754	473	294,924
53 1521 REG RETIRE CONTRIB-APPRO	119,843	226,186	224,577	-774	223,803	-685	223,892
53 1561 MEDICAL INSURANCE-APPRO	316,945	394,182	391,248	0	391,248	0	391,248
53 1572 UNEMP COMP PAYMNTS TO ES	30	0	0	0	0	0	0
53 1627 ST DISABILITY PMT APP	3,841	0	0	0	0	0	0
53 1631 WRKER COMP-MED PAYMENTS	83,252	37,251	37,251	0	37,251	0	37,251
53 1632 WRKER COMP-TEMP DIS PAYM	0	8,736	8,736	0	8,736	0	8,736
TOTAL PERSONAL SERVICES	4,315,510	4,858,138	4,805,242	3,489	4,808,731	3,975	4,809,217
53 2131 HOSPITAL PROVIDED MED SER	13,555	30,095	30,095	0	30,095	0	30,095
53 2132 OTHER PROVIDED MED SER	39,964	26,170	26,170	0	26,170	0	26,170
53 2170 ADMINISTRATIVE SERVICES	6,190	0	0	0	0	0	0
53 2182 LAUNDRY SER AGREEMENT	0	1,000	1,000	0	1,000	0	1,000
53 2185 WASTE REMOVAL/RECY. SERV	4,311	3,892	3,892	0	3,892	0	3,892
53 2191 DUAL EMP PAY TO AGENCY	60,462	16,936	16,936	0	16,936	0	16,936
53 2199 MISC CONTRACTUAL SERVICE	17,896	29,295	29,295	0	29,295	0	29,295
53 2200 UTILITY/ENERGY SERVICES	85,458	82,494	82,494	9,766	92,260	11,309	93,803
53 2300 REPAIR SERVICES	8,558	8,749	8,749	0	8,749	0	8,749
53 2400 MAINTENANCE AGREEMENTS	0	2,953	2,953	0	2,953	0	2,953
53 2500 RENTALS/LEASES	38,994	47,779	47,779	0	47,779	0	47,779
53 2700 TRAVEL & OTHER EMP. EXP.	5,722	21,322	21,322	0	21,322	0	21,322
53 2800 COMMUNICA. & DATA PROC.	14,157	38,596	38,596	0	38,596	0	38,596
53 2900 OTHER SERVICES	20,948	19,991	19,991	0	19,991	0	19,991
TOTAL PURCHASED SERVICES	316,215	329,272	329,272	9,766	339,038	11,309	340,581
53 3100 GENERAL ADMIN. SUPPLIES	18,491	28,775	28,775	0	28,775	0	28,775
53 3200 FACILITY & HDWE. SUPPLIE	32,626	27,707	27,707	0	27,707	0	27,707
53 3300 VEHICLE/EQUIP. OPER. SUP	2,652	2,708	2,708	0	2,708	0	2,708
53 3400 FOOD & DIETARY SUPPLIES	101,004	104,012	104,012	0	104,012	0	104,012

Fund Detail

14460 DHHS - Div Mental Health/Develop.Disab./Sub.Abuse

1216 Whitaker School

DESCRIPTION (1)	2003-2004 ACTUAL (2)	2004-2005 CERTIFIED (3)	2004-2005 AUTHORIZED (4)	2005-2006 INCR/DECR (5)	2005-2006 TOTAL (6)	2006-2007 INCR/DECR (7)	2006-2007 TOTAL (8)
REQUIREMENTS							
53 3500 CLOTHING & RECREAT. SUPP	24,477	17,871	17,871	0	17,871	0	17,871
53 3600 DRUGS/PHARMACEU. SUPP.	32,263	25,290	25,290	10,097	35,387	12,941	38,231
53 3700 RESEARCH/DEV. & ED. SUPP	13,953	12,404	12,404	2,693	15,097	3,293	15,697
53 3900 OTHER MATERIALS & SUPP	12,029	5,737	5,737	0	5,737	0	5,737
TOTAL SUPPLIES	237,495	224,504	224,504	12,790	237,294	16,234	240,738
53 4500 EQUIPMENT	32,311	9,359	9,359	23,711	33,070	9,753	19,112
53 4700 INTANGIBLE ASSETS	2,771	2,000	2,000	0	2,000	0	2,000
TOTAL PROPERTY, PLANT & EQUIPMT	35,082	11,359	11,359	23,711	35,070	9,753	21,112
53 5100 LEGAL, LICENSE & PERM.CO	13,093	0	0	0	0	0	0
53 5700 SPECIAL ITEMS - LOSS	400	0	0	0	0	0	0
53 5800 OTHER ADMIN. EXP.	15,792	13,016	13,016	0	13,016	0	13,016
53 5900 OTHER EXPENSE	7,667	7,798	7,798	0	7,798	0	7,798
TOTAL OTHER EXPENSES & ADJUSTMEN	36,952	20,814	20,814	0	20,814	0	20,814
53 7107 RESERVE-FACILITY MODIFI.	0	14,052	14,052	0	14,052	0	14,052
TOTAL RESERVES	0	14,052	14,052	0	14,052	0	14,052
53 8010 DEPENDENT CARE-OP TFR	3,709	0	0	0	0	0	0
TOTAL INTRAGOVERNMENTAL TRANSACT	3,709	0	0	0	0	0	0
TOTAL REQUIREMENTS	4,944,963	5,458,139	5,405,243	49,756	5,454,999	41,271	5,446,514
ESTIMATED RECEIPTS							
43 4200 HOSPITAL & MEDICAL SALES	0	53,511	53,511	-43,481	10,030	-43,481	10,030
43 4320 SALE OF SURPLUS PROPERTY	0	0	0	1,500	1,500	0	0
43 5900 OTHER LIC,FEES/PERMITS	12	0	0	0	0	0	0
43 7992 PETTY/IMPREST CASH	7,000	7,000	7,000	0	7,000	0	7,000

Fund Detail

14460 DHHS - Div Mental Health/Develop.Disab./Sub.Abuse

1216 Whitaker School

DESCRIPTION (1)	2003-2004 ACTUAL (2)	2004-2005 CERTIFIED (3)	2004-2005 AUTHORIZED (4)	2005-2006 INCR/DECR (5)	2005-2006 TOTAL (6)	2006-2007 INCR/DECR (7)	2006-2007 TOTAL (8)
<hr style="border-top: 1px dashed black;"/>							
TOTAL RECEIPTS	7,012	60,511	60,511	-41,981	18,530	-43,481	17,030
<hr style="border-top: 1px dashed black;"/>							
NET APPROPRIATION	4,937,951	5,397,628	5,344,732	91,737	5,436,469	84,752	5,429,484

Fund Detail

14460 DHHS - Div Mental Health/Develop.Disab./Sub.Abuse

1217 Eastern Adolescent Treatment Program

DESCRIPTION (1)	2003-2004 ACTUAL (2)	2004-2005 CERTIFIED (3)	2004-2005 AUTHORIZED (4)	2005-2006 INCR/DECR (5)	2005-2006 TOTAL (6)	2006-2007 INCR/DECR (7)	2006-2007 TOTAL (8)
REQUIREMENTS							
53 1211 SALARIES AND WAGES	337,347	0	0	0	0	0	0
53 1251 SPA-TEACH SALARIES-APPRO	57,789	0	0	0	0	0	0
53 1254 SPA TEACHING SUPPLEMENT	1,054	0	0	0	0	0	0
53 1411 OVERTIME PAY - APPROP	12,107	0	0	0	0	0	0
53 1421 HOLIDAY PAY - APPRO	1,443	0	0	0	0	0	0
53 1431 SHIFT 10% PREM PAY - APP	9,990	0	0	0	0	0	0
53 1441 CALLBK/STBY PREM PAY-APP	176	0	0	0	0	0	0
53 1461 EPA&SPA-LONGVTY PAY-APPR	8,702	0	0	0	0	0	0
53 1511 SOCIAL SEC CONTRIB-APPRO	32,439	0	0	0	0	0	0
53 1521 REG RETIRE CONTRIB-APPRO	11,054	0	0	0	0	0	0
53 1561 MEDICAL INSURANCE-APPRO	52,348	0	0	0	0	0	0
53 1631 WRKER COMP-MED PAYMENTS	430	0	0	0	0	0	0
TOTAL PERSONAL SERVICES	524,879	0	0	0	0	0	0
53 2131 HOSPITAL PROVIDED MED SER	281	0	0	0	0	0	0
53 2132 OTHER PROVIDED MED SER	24,144	0	0	0	0	0	0
53 2182 LAUNDRY SER AGREEMENT	256	0	0	0	0	0	0
53 2191 DUAL EMP PAY TO AGENCY	3,236	0	0	0	0	0	0
53 2199 MISC CONTRACTUAL SERVICE	105	0	0	0	0	0	0
53 2200 UTILITY/ENERGY SERVICES	10,143	0	0	0	0	0	0
53 2400 MAINTENANCE AGREEMENTS	965	0	0	0	0	0	0
53 2500 RENTALS/LEASES	4,774	0	0	0	0	0	0
53 2700 TRAVEL & OTHER EMP. EXP.	2,430	0	0	0	0	0	0
53 2800 COMMUNICA. & DATA PROC.	1,133	0	0	0	0	0	0
53 2900 OTHER SERVICES	66	0	0	0	0	0	0
TOTAL PURCHASED SERVICES	47,533	0	0	0	0	0	0
53 3100 GENERAL ADMIN. SUPPLIES	369	0	0	0	0	0	0
53 3200 FACILITY & HDWE. SUPPLIE	1,378	0	0	0	0	0	0
53 3400 FOOD & DIETARY SUPPLIES	5,772	0	0	0	0	0	0
53 3500 CLOTHING & RECREAT. SUPP	125	0	0	0	0	0	0
53 3600 DRUGS/PHARMACEU. SUPP.	10,616	0	0	0	0	0	0
53 3700 RESEARCH/DEV. & ED. SUPP	1,450	0	0	0	0	0	0
53 3900 OTHER MATERIALS & SUPP	133	0	0	0	0	0	0
TOTAL SUPPLIES	19,843	0	0	0	0	0	0
53 5800 OTHER ADMIN. EXP.	1,543	0	0	0	0	0	0
53 5900 OTHER EXPENSE	1,000	0	0	0	0	0	0

Fund Detail

14460 DHHS - Div Mental Health/Develop.Disab./Sub.Abuse

1217 Eastern Adolescent Treatment Program

DESCRIPTION (1)	2003-2004 ACTUAL (2)	2004-2005 CERTIFIED (3)	2004-2005 AUTHORIZED (4)	2005-2006 INCR/DECR (5)	2005-2006 TOTAL (6)	2006-2007 INCR/DECR (7)	2006-2007 TOTAL (8)
REQUIREMENTS							

TOTAL OTHER EXPENSES & ADJUSTMEN	2,543	0	0	0	0	0	0

53 8010 DEPENDENT CARE-OP TFR	22	0	0	0	0	0	0
53 819Y TRANS TO OSBM MHTF 63007	605,184	0	0	0	0	0	0

TOTAL INTRAGOVERNMENTAL TRANSACT	605,206	0	0	0	0	0	0

TOTAL REQUIREMENTS	1,200,004	0	0	0	0	0	0

ESTIMATED RECEIPTS							

43 7992 PETTY/IMPREST CASH	1,000	0	0	0	0	0	0

TOTAL RECEIPTS	1,000	0	0	0	0	0	0

NET APPROPRIATION	1,199,004	0	0	0	0	0	0

Fund Detail

14460 DHHS - Div Mental Health/Develop.Disab./Sub.Abuse

1220 Broughton Hospital

DESCRIPTION (1)	2003-2004 ACTUAL (2)	2004-2005 CERTIFIED (3)	2004-2005 AUTHORIZED (4)	2005-2006 INCR/DECR (5)	2005-2006 TOTAL (6)	2006-2007 INCR/DECR (7)	2006-2007 TOTAL (8)
REQUIREMENTS							
53 1211 SALARIES AND WAGES	35,686,485	38,338,571	38,338,685	0	38,338,685	0	38,338,685
53 1251 SPA-TEACH SALARIES-APPRO	428,140	448,333	422,586	0	422,586	0	422,586
53 1254 SPA TEACHING SUPPLEMENT	20,931	20,997	20,997	0	20,997	0	20,997
53 1311 REG(N S) TEMP WAGES-APPR	12,814	15,487	15,487	0	15,487	0	15,487
53 1321 CONTR EMPL PER IRS-APPRO	1,436	0	0	0	0	0	0
53 1351 STU TEMP WAGES - APPRO	75,956	97,474	97,474	0	97,474	0	97,474
53 1352 STUDENT TEMP. WAGES -REC	26,558	27,048	27,048	0	27,048	0	27,048
53 1411 OVERTIME PAY - APPROP	1,200,551	745,951	745,951	0	745,951	0	745,951
53 1421 HOLIDAY PAY - APPRO	244,740	203,146	203,146	0	203,146	0	203,146
53 1431 SHIFT 10% PREM PAY - APP	2,086,533	1,202,671	1,202,671	0	1,202,671	0	1,202,671
53 1441 CALLBK/STBY PREM PAY-APP	88,316	39,420	39,420	0	39,420	0	39,420
53 1452 DUAL EMPL. WAGES - REC.	38,872	64,270	64,270	0	64,270	0	64,270
53 1461 EPA&SPA-LONGVTY PAY-APPR	516,471	805,203	805,203	-186,100	619,103	-202,524	602,679
53 1511 SOCIAL SEC CONTRIB-APPRO	2,924,856	3,206,671	3,204,709	-14,237	3,190,472	-13,411	3,191,298
53 1512 SOCIAL SECURITY-RECEIPT	3,529	5,257	5,257	0	5,257	0	5,257
53 1521 REG RETIRE CONTRIB-APPRO	1,330,379	2,404,445	2,403,189	-10,817	2,392,372	-11,492	2,391,697
53 1531 LEO RETIRE CONTRIB-APPRO	92,549	49,238	49,238	-562	48,676	-585	48,653
53 1561 MEDICAL INSURANCE-APPRO	3,595,279	3,977,688	3,977,688	198	3,977,886	198	3,977,886
53 1562 MED INS CONTRIB-RECPTS	0	677	677	0	677	0	677
53 1572 UNEMP COMP PAYMNTS TO ES	17,422	18,923	18,923	0	18,923	0	18,923
53 1627 ST DISABILITY PMT APP	176,847	126,153	126,153	0	126,153	0	126,153
53 1631 WRKER COMP-MED PAYMENTS	761,005	283,028	283,028	0	283,028	0	283,028
53 1632 WRKER COMP-TEMP DIS PAYM	510,596	146,427	146,427	0	146,427	0	146,427
53 1633 WRKER COMP-PERM DIS PAYM	11,891	34,304	34,304	0	34,304	0	34,304
53 1639 OTHER WRKR COMP COST	87,018	0	0	0	0	0	0
53 1641 INMATE LABOR	1,659	759	759	0	759	0	759
53 1642 THERAPEUTIC WAGES	96,566	96,944	96,944	0	96,944	0	96,944
TOTAL PERSONAL SERVICES	50,037,399	52,359,085	52,330,234	-211,518	52,118,716	-227,814	52,102,420
53 2110 LEGAL SERVICES	4,827	0	0	0	0	0	0
53 2131 HOSPITAL PROVIDED MED SER	435,579	583,864	583,864	0	583,864	0	583,864
53 2132 OTHER PROVIDED MED SER	510,399	227,799	227,799	0	227,799	0	227,799
53 2170 ADMINISTRATIVE SERVICES	76,025	4,600	4,600	0	4,600	-3	4,597
53 2182 LAUNDRY SER AGREEMENT	138,305	308,103	308,103	0	308,103	0	308,103
53 2185 WASTE REMOVAL/RECY. SERV	82,818	119,721	119,721	0	119,721	0	119,721
53 2192 HONORARIUMS	1,725	2,000	2,000	0	2,000	0	2,000
53 2199 MISC CONTRACTUAL SERVICE	62,802	39,944	39,944	0	39,944	0	39,944
53 2200 UTILITY/ENERGY SERVICES	2,013,750	2,096,069	2,096,069	273,079	2,369,148	303,502	2,399,571
53 2300 REPAIR SERVICES	63,712	55,833	55,833	0	55,833	0	55,833
53 2400 MAINTENANCE AGREEMENTS	66,886	88,209	88,209	0	88,209	0	88,209

Fund Detail

14460 DHHS - Div Mental Health/Develop.Disab./Sub.Abuse

1220 Broughton Hospital

DESCRIPTION (1)	2003-2004 ACTUAL (2)	2004-2005 CERTIFIED (3)	2004-2005 AUTHORIZED (4)	2005-2006 INCR/DECR (5)	2005-2006 TOTAL (6)	2006-2007 INCR/DECR (7)	2006-2007 TOTAL (8)
REQUIREMENTS							
53 2500 RENTALS/LEASES	187,054	120,311	120,311	0	120,311	0	120,311
53 2700 TRAVEL & OTHER EMP. EXP.	20,510	24,346	24,346	0	24,346	0	24,346
53 2800 COMMUNICA. & DATA PROC.	130,455	209,919	209,919	0	209,919	0	209,919
53 2900 OTHER SERVICES	32,076	31,990	31,990	0	31,990	0	31,990
TOTAL PURCHASED SERVICES	3,826,923	3,912,708	3,912,708	273,079	4,185,787	303,499	4,216,207
53 3100 GENERAL ADMIN. SUPPLIES	287,675	195,598	195,598	0	195,598	0	195,598
53 3200 FACILITY & HDWE. SUPPLIE	252,821	254,785	254,785	0	254,785	0	254,785
53 3300 VEHICLE/EQUIP. OPER. SUP	14,475	6,256	6,256	7,428	13,684	7,428	13,684
53 3400 FOOD & DIETARY SUPPLIES	805,907	1,040,943	1,040,943	0	1,040,943	0	1,040,943
53 3500 CLOTHING & RECREAT. SUPP	54,707	68,492	68,492	0	68,492	0	68,492
53 3600 DRUGS/PHARMACEU. SUPP.	3,327,658	4,152,931	4,152,931	0	4,152,931	132,581	4,285,512
53 3700 RESEARCH/DEV. & ED. SUPP	3,600	7,344	7,344	0	7,344	0	7,344
53 3900 OTHER MATERIALS & SUPP	47,585	29,844	29,844	0	29,844	0	29,844
TOTAL SUPPLIES	4,794,428	5,756,193	5,756,193	7,428	5,763,621	140,009	5,896,202
53 4500 EQUIPMENT	235,042	244,127	244,127	70,446	314,573	119,899	364,026
53 4600 ART,OTHER ARTIFACTS/LIT	1,053	0	0	0	0	0	0
53 4700 INTANGIBLE ASSETS	6,396	0	0	0	0	0	0
TOTAL PROPERTY, PLANT & EQUIPMT	242,491	244,127	244,127	70,446	314,573	119,899	364,026
53 5100 LEGAL, LICENSE & PERM.CO	4,288	350	350	0	350	0	350
53 5800 OTHER ADMIN. EXP.	33,441	26,958	26,958	0	26,958	0	26,958
53 5900 OTHER EXPENSE	709,730	10,028	10,028	0	10,028	0	10,028
TOTAL OTHER EXPENSES & ADJUSTMEN	747,459	37,336	37,336	0	37,336	0	37,336
53 7153 RES. RPLC. SPECIAL EQUIP	0	0	0	162,862	162,862	292,245	292,245
TOTAL RESERVES	0	0	0	162,862	162,862	292,245	292,245
53 8010 DEPENDENT CARE-OP TFR	24,186	0	0	0	0	0	0
53 81K1 TRANS TO B/C 14445 DMA	30,956,972	0	0	0	0	0	0
53 8990 TFR TO SUBSEQUENT FY	284,237	0	0	0	0	0	0
TOTAL INTRAGOVERNMENTAL TRANSACT	31,265,395	0	0	0	0	0	0

Fund Detail

14460 DHHS - Div Mental Health/Develop.Disab./Sub.Abuse

1220 Broughton Hospital

DESCRIPTION (1)	2003-2004 ACTUAL (2)	2004-2005 CERTIFIED (3)	2004-2005 AUTHORIZED (4)	2005-2006 INCR/DECR (5)	2005-2006 TOTAL (6)	2006-2007 INCR/DECR (7)	2006-2007 TOTAL (8)
<hr/>							
TOTAL REQUIREMENTS	90,914,095	62,309,449	62,280,598	302,297	62,582,895	627,838	62,908,436
<hr/>							
ESTIMATED RECEIPTS							
<hr/>							
43 4131 TELEPHONE/TELECOM SVC	271	548	548	0	548	0	548
43 4133 POSTGE/FRGHT & DELIV SVC	16	0	0	0	0	0	0
43 4140 MAINTENANCE & REPAIR SVC	0	1,553	1,553	0	1,553	0	1,553
43 4150 FOOD & VENDING SVC	124,518	111,749	111,749	0	111,749	0	111,749
43 4160 PROFESSIONAL SERVICES	14,303	0	0	0	0	0	0
43 4170 UTILITY SALES & SERVICES	12,259	21,804	21,804	0	21,804	0	21,804
43 4200 HOSPITAL & MEDICAL SALES	10,125,127	13,221,772	13,221,772	1,309,534	14,531,306	1,309,534	14,531,306
43 4320 SALE OF SURPLUS PROPERTY	3,301	2,000	2,000	500	2,500	375	2,375
43 4410 RENTAL OF REAL PROPERTY	95,938	102,643	102,643	0	102,643	0	102,643
43 5900 OTHER LIC,FEES/PERMITS	3	0	0	0	0	0	0
43 6200 NONCAPITAL GIFTS	1,000	0	0	0	0	0	0
43 7122 ACCTS REV INTEREST	249	0	0	0	0	0	0
43 7990 TSR REFUND	4,749	7,819	7,819	0	7,819	0	7,819
43 7992 PETTY/IMPREST CASH	1,500	1,500	1,500	0	1,500	0	1,500
43 7994 RETURNED CHECK FEE	25	0	0	0	0	0	0
43 81P1 TRANSFER FROM FUND 1993	98,681	0	0	0	0	0	0
53 8210 REIM-EMPLOYEES ON LOAN	33,960	32,720	32,720	0	32,720	0	32,720
53 8220 REIMB-DUAL EMPLOYEE PAYM	42,254	75,306	75,306	0	75,306	0	75,306
53 8301 UTILITY SALES & SERVICE	534,694	518,186	518,186	0	518,186	0	518,186
53 8304 REIMB - OFFICE SUPPLIES	4,537	3,843	3,843	0	3,843	0	3,843
53 8305 REIMB - REPAIRS	20,870	0	0	0	0	0	0
53 8306 REIMB - GARBAGE SERVICE	550	0	0	0	0	0	0
53 8308 REIMB - TELEPHONE	77,753	178,705	178,705	0	178,705	0	178,705
53 8310 REIMB - OTHER DIETARY	51	723	723	0	723	0	723
53 8311 REIMB - MEDICAL SUPPLIES	121	2,553	2,553	0	2,553	0	2,553
53 8316 REIMB JANITORIAL SUPPLIE	22	1,192	1,192	0	1,192	0	1,192
53 8317 PROFESSIONAL SERVICES	0	54	54	0	54	0	54
53 8318 REIMB-AUTOMOTIVE	508	0	0	0	0	0	0
53 8319 REIMB-DRUGS	1,917	4,476	4,476	0	4,476	0	4,476
53 8320 REFUND PR YR EXP	85,239	0	0	0	0	0	0
53 8332 MEDICAID SNF CUR YEAR	381	0	0	658	658	658	658
53 8335 MEDICAID - TXIX CU YR	2,615,352	2,400,729	2,400,729	265,693	2,666,422	265,693	2,666,422
53 8336 MEDICAID TXIX PR YR	37,052	0	0	0	0	0	0
53 8337 MEDICAID - ICF CU YR	-3,150	1,275,716	1,275,716	-784,117	491,599	-884,117	391,599
53 8353 MEDICAID SNF LOW LEVEL	642,187	1,033,027	1,033,027	-390,840	642,187	-390,840	642,187
53 8354 MEDICAID ICF LOW LEVEL	2,332,561	1,684,324	1,684,324	648,237	2,332,561	648,237	2,332,561
53 8363 MEDICAID PART B - CU YR	18,266	3,121	3,121	15,145	18,266	15,145	18,266

Fund Detail

14460 DHHS - Div Mental Health/Develop.Disab./Sub.Abuse

1220 Broughton Hospital

DESCRIPTION (1)	2003-2004 ACTUAL (2)	2004-2005 CERTIFIED (3)	2004-2005 AUTHORIZED (4)	2005-2006 INCR/DECR (5)	2005-2006 TOTAL (6)	2006-2007 INCR/DECR (7)	2006-2007 TOTAL (8)
ESTIMATED RECEIPTS							
53 8366 MEDICAID DISP SHARE	30,136,504	0	0	0	0	0	0
TOTAL RECEIPTS	47,063,569	20,686,063	20,686,063	1,064,810	21,750,873	964,685	21,650,748
NET APPROPRIATION	43,850,526	41,623,386	41,594,535	-762,513	40,832,022	-336,847	41,257,688

Fund Detail

14460 DHHS - Div Mental Health/Develop.Disab./Sub.Abuse

1230 Cherry Hospital

DESCRIPTION (1)	2003-2004 ACTUAL (2)	2004-2005 CERTIFIED (3)	2004-2005 AUTHORIZED (4)	2005-2006 INCR/DECR (5)	2005-2006 TOTAL (6)	2006-2007 INCR/DECR (7)	2006-2007 TOTAL (8)
REQUIREMENTS							
53 1211 SALARIES AND WAGES	34,510,233	41,386,413	40,748,148	0	40,748,148	0	40,748,148
53 1251 SPA-TEACH SALARIES-APPRO	476,649	649,812	612,115	0	612,115	0	612,115
53 1254 SPA TEACHING SUPPLEMENT	23,726	21,915	21,915	0	21,915	0	21,915
53 1311 REG(N S) TEMP WAGES-APPR	537,002	5,400	5,400	0	5,400	0	5,400
53 1351 STU TEMP WAGES - APPRO	4,769	12,118	12,118	0	12,118	0	12,118
53 1411 OVERTIME PAY - APPROP	2,934,272	911,455	911,455	0	911,455	0	911,455
53 1421 HOLIDAY PAY - APPRO	221,090	178,312	178,312	0	178,312	0	178,312
53 1431 SHIFT 10% PREM PAY - APP	1,353,463	938,040	938,040	0	938,040	0	938,040
53 1441 CALLBK/STBY PREM PAY-APP	112,735	245,354	245,354	0	245,354	0	245,354
53 1452 DUAL EMPL. WAGES - REC.	4,168	81,865	81,865	0	81,865	0	81,865
53 1461 EPA&SPA-LONGVTY PAY-APPR	492,659	749,203	749,203	-85,839	663,364	-38,611	710,592
53 1511 SOCIAL SEC CONTRIB-APPRO	2,954,594	3,459,752	3,408,040	-16,319	3,391,721	-15,738	3,392,302
53 1512 SOCIAL SECURITY-RECIPT	319	6,263	6,263	0	6,263	0	6,263
53 1521 REG RETIRE CONTRIB-APPRO	1,343,930	2,610,123	2,571,437	-5,612	2,565,825	-3,139	2,568,298
53 1531 LEO RETIRE CONTRIB-APPRO	16,802	21,031	21,031	0	21,031	0	21,031
53 1561 MEDICAL INSURANCE-APPRO	3,412,418	4,156,152	4,077,216	0	4,077,216	0	4,077,216
53 1572 UNEMP COMP PAYMNTS TO ES	20,208	7,427	7,427	0	7,427	0	7,427
53 1627 ST DISABILITY PMT APP	221,955	109,892	109,892	0	109,892	0	109,892
53 1631 WRKER COMP-MED PAYMENTS	205,510	125,056	125,056	0	125,056	0	125,056
53 1632 WRKER COMP-TEMP DIS PAYM	202,793	91,261	91,261	0	91,261	0	91,261
53 1633 WRKER COMP-PERM DIS PAYM	394,110	18,404	18,404	0	18,404	0	18,404
53 1639 OTHER WRKR COMP COST	31,551	0	0	0	0	0	0
53 1641 INMATE LABOR	3,854	8,400	8,400	0	8,400	0	8,400
53 1642 THERAPEUTIC WAGES	78,239	149,534	149,534	0	149,534	0	149,534
TOTAL PERSONAL SERVICES	49,557,049	55,943,182	55,097,886	-107,770	54,990,116	-57,488	55,040,398
53 2110 LEGAL SERVICES	24,330	0	0	0	0	0	0
53 2131 HOSPITAL PROVIDED MED SER	227,446	432,982	432,982	0	432,982	0	432,982
53 2132 OTHER PROVIDED MED SER	2,205,989	712,776	712,776	0	712,776	0	712,776
53 2170 ADMINISTRATIVE SERVICES	63,029	8,600	8,600	0	8,600	0	8,600
53 2182 LAUNDRY SER AGREEMENT	192,909	281,409	281,409	0	281,409	0	281,409
53 2185 WASTE REMOVAL/RECY. SERV	25,970	29,362	29,362	0	29,362	0	29,362
53 2199 MISC CONTRACTUAL SERVICE	112,845	77,074	77,074	0	77,074	0	77,074
53 2200 UTILITY/ENERGY SERVICES	1,871,376	1,721,826	1,721,826	569,890	2,291,716	596,235	2,318,061
53 2300 REPAIR SERVICES	239,211	67,838	67,838	0	67,838	0	67,838
53 2400 MAINTENANCE AGREEMENTS	204,016	255,235	255,235	0	255,235	0	255,235
53 2500 RENTALS/LEASES	114,938	160,716	160,716	0	160,716	0	160,716
53 2700 TRAVEL & OTHER EMP. EXP.	9,609	17,200	17,200	0	17,200	0	17,200
53 2800 COMMUNICA. & DATA PROC.	123,018	117,184	117,184	0	117,184	0	117,184
53 2900 OTHER SERVICES	71,935	53,367	53,367	0	53,367	0	53,367

Fund Detail

14460 DHHS - Div Mental Health/Develop.Disab./Sub.Abuse

1230 Cherry Hospital

DESCRIPTION (1)	2003-2004 ACTUAL (2)	2004-2005 CERTIFIED (3)	2004-2005 AUTHORIZED (4)	2005-2006 INCR/DECR (5)	2005-2006 TOTAL (6)	2006-2007 INCR/DECR (7)	2006-2007 TOTAL (8)
REQUIREMENTS							

TOTAL PURCHASED SERVICES	5,486,621	3,935,569	3,935,569	569,890	4,505,459	596,235	4,531,804

53 3100 GENERAL ADMIN. SUPPLIES	123,893	149,753	149,753	0	149,753	0	149,753
53 3200 FACILITY & HDWE. SUPPLIE	479,909	660,839	660,839	0	660,839	0	660,839
53 3300 VEHICLE/EQUIP. OPER. SUP	195,818	145,875	145,875	65,605	211,480	65,605	211,480
53 3400 FOOD & DIETARY SUPPLIES	947,901	1,342,887	1,342,887	0	1,342,887	0	1,342,887
53 3500 CLOTHING & RECREAT. SUPP	55,180	86,839	86,839	0	86,839	0	86,839
53 3600 DRUGS/PHARMACEU. SUPP.	2,677,592	4,400,565	4,400,565	0	4,400,565	0	4,400,565
53 3700 RESEARCH/DEV. & ED. SUPP	18,013	15,732	15,732	3,758	19,490	4,533	20,265
53 3900 OTHER MATERIALS & SUPP	214,825	90,345	90,345	0	90,345	0	90,345

TOTAL SUPPLIES	4,713,131	6,892,835	6,892,835	69,363	6,962,198	70,138	6,962,973

53 4500 EQUIPMENT	325,770	264,830	264,830	17,127	281,957	28,367	293,197
53 4700 INTANGIBLE ASSETS	15,243	0	0	0	0	0	0

TOTAL PROPERTY, PLANT & EQUIPMT	341,013	264,830	264,830	17,127	281,957	28,367	293,197

53 5800 OTHER ADMIN. EXP.	31,220	40,652	40,652	0	40,652	0	40,652
53 5900 OTHER EXPENSE	2,388,349	0	0	0	0	0	0

TOTAL OTHER EXPENSES & ADJUSTMEN	2,419,569	40,652	40,652	0	40,652	0	40,652

53 7153 RES. RPLC. SPECIAL EQUIP	0	0	0	168,168	168,168	121,476	121,476

TOTAL RESERVES	0	0	0	168,168	168,168	121,476	121,476

53 8010 DEPENDENT CARE-OP TFR	18,948	0	0	0	0	0	0
53 81K1 TRANS TO B/C 14445 DMA	29,189,400	0	0	0	0	0	0
53 8990 TFR TO SUBSEQUENT FY	106,498	0	0	0	0	0	0

TOTAL INTRAGOVERNMENTAL TRANSACT	29,314,846	0	0	0	0	0	0

Fund Detail

14460 DHHS - Div Mental Health/Develop.Disab./Sub.Abuse

1230 Cherry Hospital

DESCRIPTION (1)	2003-2004 ACTUAL (2)	2004-2005 CERTIFIED (3)	2004-2005 AUTHORIZED (4)	2005-2006 INCR/DECR (5)	2005-2006 TOTAL (6)	2006-2007 INCR/DECR (7)	2006-2007 TOTAL (8)
TOTAL REQUIREMENTS	91,832,229	67,077,068	66,231,772	716,778	66,948,550	758,728	66,990,500

ESTIMATED RECEIPTS							

43 4134 PRINT, BIND & DUPLIC SVC	10,825	0	0	0	0	0	0
43 4150 FOOD & VENDING SVC	0	200	200	0	200	0	200
43 4160 PROFESSIONAL SERVICES	1,202	2,000	2,000	0	2,000	0	2,000
43 4170 UTILITY SALES & SERVICES	58	0	0	0	0	0	0
43 4200 HOSPITAL & MEDICAL SALES	5,527,633	5,759,814	5,759,814	-2,030,916	3,728,898	-2,030,916	3,728,898
43 4320 SALE OF SURPLUS PROPERTY	3,884	20,972	20,972	0	20,972	0	20,972
43 4390 OTH SALES OF GDS OR PUBL	270	1,843	1,843	0	1,843	0	1,843
43 4410 RENTAL OF REAL PROPERTY	1,650	0	0	0	0	0	0
43 5900 OTHER LIC,FEES/PERMITS	455	195	195	0	195	0	195
43 7122 ACCTS REV INTEREST	349	0	0	0	0	0	0
43 81P1 TRANSFER FROM FUND 1993	102,006	0	0	0	0	0	0
53 8220 REIMB-DUAL EMPLOYEE PAYM	4,487	88,128	88,128	0	88,128	0	88,128
53 8301 UTILITY SALES & SERVICE	544,889	1,050,624	1,050,624	0	1,050,624	0	1,050,624
53 8302 WATER	77,613	68,000	68,000	0	68,000	0	68,000
53 8304 REIMB - OFFICE SUPPLIES	2,563	0	0	0	0	0	0
53 8306 REIMB - GARBAGE SERVICE	16,604	16,243	16,243	0	16,243	0	16,243
53 8308 REIMB - TELEPHONE	1,404	67,500	67,500	0	67,500	0	67,500
53 8310 REIMB - OTHER DIETARY	0	246	246	0	246	0	246
53 8311 REIMB - MEDICAL SUPPLIES	813	1,422	1,422	0	1,422	0	1,422
53 8316 REIMB JANITORIAL SUPPLIE	3,808	9,934	9,934	0	9,934	0	9,934
53 8317 PROFESSIONAL SERVICES	135,787	146,649	146,649	0	146,649	0	146,649
53 8318 REIMB-AUTOMOTIVE	95,268	101,475	101,475	0	101,475	0	101,475
53 8319 REIMB-DRUGS	46,535	38,485	38,485	0	38,485	0	38,485
53 8320 REFUND PR YR EXP	3,700	0	0	0	0	0	0
53 8332 MEDICAID SNF CUR YEAR	847,864	455,280	455,280	678,394	1,133,674	678,394	1,133,674
53 8335 MEDICAID - TXIX CU YR	1,622,841	1,526,779	1,526,779	96,062	1,622,841	96,062	1,622,841
53 8336 MEDICAID TXIX PR YR	140,131	0	0	0	0	0	0
53 8337 MEDICAID - ICF CU YR	4,728,898	7,318,130	6,706,099	-1,451,501	5,254,598	-1,451,501	5,254,598
53 8338 MEDICAID ICF PR YR	-12,786	0	0	0	0	0	0
53 8353 MEDICAID SNF LOW LEVEL	32,611	20,567	20,567	12,044	32,611	12,044	32,611
53 8354 MEDICAID ICF LOW LEVEL	445,618	743,735	743,735	-298,117	445,618	-298,117	445,618
53 8363 MEDICAID PART B - CU YR	26,702	92	92	26,610	26,702	26,610	26,702
53 8366 MEDICAID DISP SHARE	27,780,791	0	0	0	0	0	0

Fund Detail

14460 DHHS - Div Mental Health/Develop.Disab./Sub.Abuse

1230 Cherry Hospital

DESCRIPTION (1)	2003-2004 ACTUAL (2)	2004-2005 CERTIFIED (3)	2004-2005 AUTHORIZED (4)	2005-2006 INCR/DECR (5)	2005-2006 TOTAL (6)	2006-2007 INCR/DECR (7)	2006-2007 TOTAL (8)

TOTAL RECEIPTS	42,194,473	17,438,313	16,826,282	-2,967,424	13,858,858	-2,967,424	13,858,858

NET APPROPRIATION	49,637,756	49,638,755	49,405,490	3,684,202	53,089,692	3,726,152	53,131,642

Fund Detail

14460 DHHS - Div Mental Health/Develop.Disab./Sub.Abuse

1240 Dorothea Dix Hospital

DESCRIPTION (1)	2003-2004 ACTUAL (2)	2004-2005 CERTIFIED (3)	2004-2005 AUTHORIZED (4)	2005-2006 INCR/DECR (5)	2005-2006 TOTAL (6)	2006-2007 INCR/DECR (7)	2006-2007 TOTAL (8)
REQUIREMENTS							
53 1211 SALARIES AND WAGES	34,105,799	39,089,435	39,047,710	0	39,047,710	0	39,047,710
53 1212 SPA-REG SALARIES-REC	278,077	412,849	412,849	0	412,849	0	412,849
53 1213 SPA - REG SAL - UNDESIGN	4,090,266	1,640,637	1,640,636	0	1,640,636	0	1,640,636
53 1251 SPA-TEACH SALARIES-APPRO	864,673	1,037,954	1,032,380	0	1,032,380	0	1,032,380
53 1254 SPA TEACHING SUPPLEMENT	43,021	46,197	46,197	0	46,197	0	46,197
53 1311 REG(N S) TEMP WAGES-APPR	535,420	18,415	18,415	0	18,415	0	18,415
53 1312 REG(N S) TEMP WAGES-RECP	10,496	11,512	11,512	0	11,512	0	11,512
53 1313 REG(N S) TEMP WAGES UND	22,499	0	0	0	0	0	0
53 1351 STU TEMP WAGES - APPRO	0	12,118	12,118	0	12,118	0	12,118
53 1411 OVERTIME PAY - APPROP	2,353,264	1,108,515	1,108,515	0	1,108,515	0	1,108,515
53 1412 SPA OT-STRAIGHT TIME-REC	4,630	0	0	0	0	0	0
53 1413 OT PAY-UNDESIGNATED	242,260	0	0	0	0	0	0
53 1421 HOLIDAY PAY - APPRO	234,816	165,421	165,421	0	165,421	0	165,421
53 1423 HOLIDAY PAY - UNDESIGNAT	11,631	0	0	0	0	0	0
53 1431 SHIFT 10% PREM PAY - APP	1,887,960	940,815	940,815	0	940,815	0	940,815
53 1433 SHIFT 5% PREM PAY - UND	61,651	0	0	0	0	0	0
53 1441 CALLBK/STBY PREM PAY-APP	62,022	87,166	87,166	0	87,166	0	87,166
53 1443 CALLBK/STBY PREM PAY UND	2,531	0	0	0	0	0	0
53 1452 DUAL EMPL. WAGES - REC.	76,369	187,334	187,334	0	187,334	0	187,334
53 1461 EPA&SPA-LONGVTY PAY-APPR	463,775	597,987	597,987	7,813	605,800	21,657	619,644
53 1462 EPA&SPA-LONGVTY PAY-REC	318	402	402	0	402	0	402
53 1463 EPA&SPA-LONGVTY PAY-UNDE	55,699	21,327	21,327	-3,875	17,452	-3,657	17,670
53 1511 SOCIAL SEC CONTRIB-APPRO	2,951,028	3,305,045	3,301,426	-6,989	3,294,437	-5,147	3,296,279
53 1512 SOCIAL SECURITY-RECEIPT	26,502	51,058	51,058	0	51,058	0	51,058
53 1513 SOCIAL SEC CONTRIB-UNDES	338,812	128,211	128,211	-1,367	126,844	-1,351	126,860
53 1521 REG RETIRE CONTRIB-APPRO	1,346,376	2,504,724	2,502,312	115	2,502,427	1,204	2,503,516
53 1522 REG RETIRE CONTRIB-RECPT	9,689	24,701	24,701	0	24,701	0	24,701
53 1523 REG RETIRE CONTRIB-UNDES	162,230	96,730	96,730	-13,760	82,970	-13,738	82,992
53 1533 LEO RETIR CONTRIB-UNDESIG	17,120	26,478	26,478	0	26,478	0	26,478
53 1561 MEDICAL INSURANCE-APPRO	2,985,881	3,509,220	3,505,878	8,195	3,514,073	8,195	3,514,073
53 1562 MED INS CONTRIB-RECPTS	29,389	33,847	33,847	0	33,847	0	33,847
53 1563 MED.INSUR.-UNDESIGNATED	499,959	247,104	247,104	0	247,104	0	247,104
53 1572 UNEMP COMP PAYMNTS TO ES	43,091	5,005	5,005	0	5,005	0	5,005
53 1625 ST DISABILITY PMT	-54,797	0	0	0	0	0	0
53 1627 ST DISABILITY PMT APP	116,285	164,609	164,609	0	164,609	0	164,609
53 1631 WRKER COMP-MED PAYMENTS	650,437	112,009	112,009	0	112,009	0	112,009
53 1632 WRKER COMP-TEMP DIS PAYM	0	33,903	33,903	0	33,903	0	33,903
53 1633 WRKER COMP-PERM DIS PAYM	0	102,304	102,304	0	102,304	0	102,304
53 1641 INMATE LABOR	2,953	4,000	4,000	0	4,000	0	4,000
53 1642 THERAPEUTIC WAGES	261,918	178,396	178,396	0	178,396	0	178,396
TOTAL PERSONAL SERVICES	54,794,050	55,905,428	55,848,755	-9,868	55,838,887	7,163	55,855,918

Fund Detail

14460 DHHS - Div Mental Health/Develop.Disab./Sub.Abuse

1240 Dorothea Dix Hospital

DESCRIPTION (1)	2003-2004 ACTUAL (2)	2004-2005 CERTIFIED (3)	2004-2005 AUTHORIZED (4)	2005-2006 INCR/DECR (5)	2005-2006 TOTAL (6)	2006-2007 INCR/DECR (7)	2006-2007 TOTAL (8)
REQUIREMENTS							
53 2110 LEGAL SERVICES	8,614	0	0	0	0	0	0
53 2131 HOSPITAL PROVIDED MED SER	405,797	608,545	608,545	0	608,545	0	608,545
53 2132 OTHER PROVIDED MED SER	2,613,592	2,705,270	2,705,270	0	2,705,270	0	2,705,270
53 2170 ADMINISTRATIVE SERVICES	1,510,514	4,600	4,600	0	4,600	0	4,600
53 2182 LAUNDRY SER AGREEMENT	91,433	156,831	156,831	0	156,831	0	156,831
53 2185 WASTE REMOVAL/RECY. SERV	151,613	0	0	0	0	0	0
53 2191 DUAL EMP PAY TO AGENCY	207,415	160,781	160,781	0	160,781	0	160,781
53 2199 MISC CONTRACTUAL SERVICE	668,946	44,965	44,965	0	44,965	0	44,965
53 2200 UTILITY/ENERGY SERVICES	2,047,220	0	0	0	0	0	0
53 2300 REPAIR SERVICES	107,810	17,135	17,135	0	17,135	0	17,135
53 2400 MAINTENANCE AGREEMENTS	175,985	93,984	93,984	0	93,984	0	93,984
53 2500 RENTALS/LEASES	60,921	87,226	87,226	0	87,226	0	87,226
53 2700 TRAVEL & OTHER EMP. EXP.	16,473	20,657	20,657	0	20,657	0	20,657
53 2800 COMMUNICA. & DATA PROC.	322,243	263,034	263,034	0	263,034	0	263,034
53 2900 OTHER SERVICES	47,756	62,792	62,792	0	62,792	0	62,792
TOTAL PURCHASED SERVICES	8,436,332	4,225,820	4,225,820	0	4,225,820	0	4,225,820
53 3100 GENERAL ADMIN. SUPPLIES	130,191	186,528	186,528	0	186,528	0	186,528
53 3200 FACILITY & HDWE. SUPPLIE	774,062	118,061	118,061	0	118,061	0	118,061
53 3300 VEHICLE/EQUIP. OPER. SUP	110,794	0	0	0	0	0	0
53 3400 FOOD & DIETARY SUPPLIES	781,992	760,124	760,124	52,271	812,395	61,390	821,514
53 3500 CLOTHING & RECREAT. SUPP	50,891	75,954	75,954	0	75,954	0	75,954
53 3600 DRUGS/PHARMACEU. SUPP.	2,856,092	2,753,174	2,753,174	45,596	2,798,770	244,427	2,997,601
53 3700 RESEARCH/DEV. & ED. SUPP	36,833	32,643	32,643	7,210	39,853	8,794	41,437
53 3900 OTHER MATERIALS & SUPP	47,540	48,870	48,870	0	48,870	0	48,870
TOTAL SUPPLIES	4,788,395	3,975,354	3,975,354	105,077	4,080,431	314,611	4,289,965
53 4500 EQUIPMENT	172,097	193,909	193,909	23,548	217,457	42,919	236,828
53 4700 INTANGIBLE ASSETS	14,257	0	0	0	0	0	0
TOTAL PROPERTY, PLANT & EQUIPMT	186,354	193,909	193,909	23,548	217,457	42,919	236,828
53 5100 LEGAL, LICENSE & PERM.CO	41,872	11,013	11,013	0	11,013	0	11,013
53 5800 OTHER ADMIN. EXP.	69,950	30,658	30,658	0	30,658	0	30,658
53 5900 OTHER EXPENSE	1,881,977	27,335	27,335	0	27,335	0	27,335
TOTAL OTHER EXPENSES & ADJUSTMEN	1,993,799	69,006	69,006	0	69,006	0	69,006
53 7135 UNCOMMITTED MEDCAID TXIX	0	4,027	4,027	0	4,027	0	4,027

Fund Detail

14460 DHHS - Div Mental Health/Develop.Disab./Sub.Abuse

1240 Dorothea Dix Hospital

DESCRIPTION (1)	2003-2004 ACTUAL (2)	2004-2005 CERTIFIED (3)	2004-2005 AUTHORIZED (4)	2005-2006 INCR/DECR (5)	2005-2006 TOTAL (6)	2006-2007 INCR/DECR (7)	2006-2007 TOTAL (8)
REQUIREMENTS							
53 7153 RES. RPLC. SPECIAL EQUIP	0	0	0	121,390	121,390	14,397	14,397
53 7170 REDISTRIBUTED COST	-2	0	0	0	0	0	0
TOTAL RESERVES	-2	4,027	4,027	121,390	125,417	14,397	18,424
53 8010 DEPENDENT CARE-OP TFR	27,382	0	0	0	0	0	0
53 81K1 TRANS TO B/C 14445 DMA	35,659,223	0	0	0	0	0	0
53 8990 TFR TO SUBSEQUENT FY	93,581	0	0	0	0	0	0
TOTAL INTRAGOVERNMENTAL TRANSACT	35,780,186	0	0	0	0	0	0
TOTAL REQUIREMENTS	105,979,114	64,373,544	64,316,871	240,147	64,557,018	379,090	64,695,961
ESTIMATED RECEIPTS							
43 4131 TELEPHONE/TELECOM SVC	0	449	449	0	449	0	449
43 4134 PRINT, BIND & DUPLIC SVC	10	330	330	0	330	0	330
43 4140 MAINTENANCE & REPAIR SVC	185	0	0	0	0	0	0
43 4150 FOOD & VENDING SVC	105	3,017	3,017	0	3,017	0	3,017
43 4160 PROFESSIONAL SERVICES	29,036	41,068	41,068	0	41,068	0	41,068
43 4170 UTILITY SALES & SERVICES	276	0	0	0	0	0	0
43 4190 OTHER SALES & SERVICES	213	2,142	2,142	-1,253	889	-1,253	889
43 4200 HOSPITAL & MEDICAL SALES	10,095,037	7,864,309	7,864,309	933,748	8,798,057	933,748	8,798,057
43 4320 SALE OF SURPLUS PROPERTY	2,149	2,000	2,000	650	2,650	650	2,650
43 4410 RENTAL OF REAL PROPERTY	7,533	0	0	0	0	0	0
43 5800 PRESCHOOL TUITION FEES	162,036	11,876	11,876	0	11,876	0	11,876
43 5900 OTHER LIC,FEES/PERMITS	0	403,349	403,349	0	403,349	0	403,349
43 6200 NONCAPITAL GIFTS	2	0	0	0	0	0	0
43 7122 ACCTS REV INTEREST	977	0	0	0	0	0	0
43 7990 TSR REFUND	8,459	136,583	136,583	0	136,583	0	136,583
43 7992 PETTY/IMPREST CASH	6,200	6,200	6,200	0	6,200	0	6,200
43 7994 RETURNED CHECK FEE	125	0	0	0	0	0	0
43 81P1 TRANSFER FROM FUND 1993	222,101	0	0	0	0	0	0
53 8220 REIMB-DUAL EMPLOYEE PAYM	84,632	201,665	201,665	0	201,665	0	201,665
53 8310 REIMB - OTHER DIETARY	0	3,080	3,080	0	3,080	0	3,080
53 8317 PROFESSIONAL SERVICES	72	12,206	12,206	0	12,206	0	12,206
53 8318 REIMB-AUTOMOTIVE	38,694	38,440	38,440	0	38,440	0	38,440
53 8319 REIMB-DRUGS	8,015	0	0	0	0	0	0
53 8335 MEDICAID - TXIX CU YR	4,810,140	3,407,736	3,405,907	1,449,023	4,854,930	1,449,023	4,854,930

Fund Detail

14460 DHHS - Div Mental Health/Develop.Disab./Sub.Abuse

1240 Dorothea Dix Hospital

DESCRIPTION (1)	2003-2004 ACTUAL (2)	2004-2005 CERTIFIED (3)	2004-2005 AUTHORIZED (4)	2005-2006 INCR/DECR (5)	2005-2006 TOTAL (6)	2006-2007 INCR/DECR (7)	2006-2007 TOTAL (8)
ESTIMATED RECEIPTS							
53 8336 MEDICAID TXIX PR YR	1,139,303	0	0	0	0	0	0
53 8342 MEDICAID OUTPATIENT	674	0	0	0	0	0	0
53 8353 MEDICAID SNF LOW LEVEL	26,114	38,985	38,985	-12,871	26,114	-12,871	26,114
53 8354 MEDICAID ICF LOW LEVEL	121,230	346,155	346,155	-224,925	121,230	-224,925	121,230
53 8363 MEDICAID PART B - CU YR	5,470	173	173	5,297	5,470	5,297	5,470
53 8366 MEDICAID DISP SHARE	32,879,610	0	0	0	0	0	0
53 88CB WIC NUTRITION	9,952	0	0	0	0	0	0
53 881A REHAB SVCS. BASIC SUPP.	4,146	0	0	0	0	0	0
53 883B MEDICARE-FFP	94,476	9	9	0	9	0	9
53 883C CLIA	1,852	0	0	0	0	0	0
53 884B TITLE III SPECIAL PROGRA	1,573	0	0	0	0	0	0
53 884F OMBUDSMAN E-FFP 85%	4,718	0	0	0	0	0	0
53 886A HLTH STAND QUALITY BUREA	68,319	7	7	0	7	0	7
53 886C MEDICAID ADMIN. & TRNG.	321,580	33	33	0	33	0	33
53 887E CHILD SUPPORT ENF.	17,077	1	1	0	1	0	1
53 887F CHILD WELFARE SERVICES	2,549	0	0	0	0	0	0
53 887G CWS FAMILY PRESERVATION	1,701	0	0	0	0	0	0
53 887J REFUGEE CASH & MED.	1,978	0	0	0	0	0	0
53 887K IV-E FOSTER CARE ASSIST.	7,791	0	0	0	0	0	0
53 887L IV-E ADOPTION ASSISTANCE	2,505	0	0	0	0	0	0
53 887M DISABILITY DETERM.- SSA	3,963	2	2	0	2	0	2
53 887P LOW INC. ENERGY ASSIST.	11,452	0	0	0	0	0	0
53 887Q SOCIAL SVCS. BLOCK GRNT	27,163	0	0	0	0	0	0
53 888C FOOD STAMPS - USDA	20,603	2	2	0	2	0	2
53 889A SEC 110-BASIC SUPP PROG	141,074	15	15	0	15	0	15
53 889B CLIENT ASSISTANCE PROGM	7,401	0	0	0	0	0	0
TOTAL RECEIPTS	50,400,271	12,519,832	12,518,003	2,149,669	14,667,672	2,149,669	14,667,672
NET APPROPRIATION	55,578,843	51,853,712	51,798,868	-1,909,522	49,889,346	-1,770,579	50,028,289

Fund Detail

14460 DHHS - Div Mental Health/Develop.Disab./Sub.Abuse

1250 NC Special Care Center

DESCRIPTION (1)	2003-2004 ACTUAL (2)	2004-2005 CERTIFIED (3)	2004-2005 AUTHORIZED (4)	2005-2006 INCR/DECR (5)	2005-2006 TOTAL (6)	2006-2007 INCR/DECR (7)	2006-2007 TOTAL (8)
REQUIREMENTS							
53 1211 SALARIES AND WAGES	9,577,991	10,334,421	11,005,371	0	11,005,371	0	11,005,371
53 1311 REG(N S) TEMP WAGES-APPR	242,713	0	0	0	0	0	0
53 1351 STU TEMP WAGES - APPRO	0	8,080	8,080	0	8,080	0	8,080
53 1411 OVERTIME PAY - APPROP	182,718	27,718	27,718	0	27,718	0	27,718
53 1421 HOLIDAY PAY - APPRO	74,881	43,575	43,575	0	43,575	0	43,575
53 1431 SHIFT 10% PREM PAY - APP	514,714	234,507	234,507	0	234,507	0	234,507
53 1441 CALLBK/STBY PREM PAY-APP	14,769	6,412	6,412	0	6,412	0	6,412
53 1452 DUAL EMPL. WAGES - REC.	3,754	0	0	0	0	0	0
53 1461 EPA&SPA-LONGVTY PAY-APPR	97,166	116,139	116,139	16,158	132,297	11,746	127,885
53 1511 SOCIAL SEC CONTRIB-APPRO	791,993	823,970	875,297	1,237	876,534	1,329	876,626
53 1521 REG RETIRE CONTRIB-APPRO	348,077	623,122	659,524	3,068	662,592	1,747	661,271
53 1531 LEO RETIRE CONTRIB-APPRO	2,550	5,083	5,083	664	5,747	628	5,711
53 1561 MEDICAL INSURANCE-APPRO	1,063,988	1,194,336	1,276,704	0	1,276,704	0	1,276,704
53 1572 UNEMP COMP PAYMNTS TO ES	3,700	7,729	7,729	0	7,729	0	7,729
53 1625 ST DISABILITY PMT	37,137	0	0	0	0	0	0
53 1627 ST DISABILITY PMT APP	0	26,757	26,757	0	26,757	0	26,757
53 1631 WRKER COMP-MED PAYMENTS	216,992	25,643	25,643	0	25,643	0	25,643
53 1632 WRKER COMP-TEMP DIS PAYM	79,942	20,966	20,966	0	20,966	0	20,966
53 1633 WRKER COMP-PERM DIS PAYM	0	1,455	1,455	0	1,455	0	1,455
53 1641 INMATE LABOR	1,405	7,800	7,800	0	7,800	0	7,800
TOTAL PERSONAL SERVICES	13,254,490	13,507,713	14,348,760	21,127	14,369,887	15,450	14,364,210
53 2110 LEGAL SERVICES	12,450	0	0	0	0	0	0
53 2131 HOSPITAL PROVIDED MED SER	82,785	72,704	72,704	0	72,704	0	72,704
53 2132 OTHER PROVIDED MED SER	93,981	120,531	120,531	0	120,531	0	120,531
53 2170 ADMINISTRATIVE SERVICES	49,157	0	0	0	0	0	0
53 2182 LAUNDRY SER AGREEMENT	173,379	124,773	124,773	0	124,773	0	124,773
53 2185 WASTE REMOVAL/RECY. SERV	29,514	22,840	22,840	0	22,840	0	22,840
53 2186 SECURITY SERVICE AGREE	52,564	38,375	38,375	0	38,375	0	38,375
53 2187 PEST CONTROL AGREEMENT	1,300	1,000	1,000	0	1,000	0	1,000
53 2191 DUAL EMP PAY TO AGENCY	10,363	0	0	0	0	0	0
53 2199 MISC CONTRACTUAL SERVICE	13,222	13,300	13,300	0	13,300	0	13,300
53 2200 UTILITY/ENERGY SERVICES	664,919	510,845	510,845	166,528	677,373	177,167	688,012
53 2300 REPAIR SERVICES	23,418	21,861	21,861	0	21,861	0	21,861
53 2400 MAINTENANCE AGREEMENTS	60,340	58,635	58,635	0	58,635	0	58,635
53 2500 RENTALS/LEASES	15,554	11,538	11,538	0	11,538	0	11,538
53 2700 TRAVEL & OTHER EMP. EXP.	3,274	2,840	2,840	0	2,840	0	2,840
53 2800 COMMUNICA. & DATA PROC.	16,742	63,601	63,601	0	63,601	0	63,601
53 2900 OTHER SERVICES	6,535	9,983	9,983	0	9,983	0	9,983
TOTAL PURCHASED SERVICES	1,309,497	1,072,826	1,072,826	166,528	1,239,354	177,167	1,249,993

Fund Detail

14460 DHHS - Div Mental Health/Develop.Disab./Sub.Abuse

1250 NC Special Care Center

DESCRIPTION (1)	2003-2004 ACTUAL (2)	2004-2005 CERTIFIED (3)	2004-2005 AUTHORIZED (4)	2005-2006 INCR/DECR (5)	2005-2006 TOTAL (6)	2006-2007 INCR/DECR (7)	2006-2007 TOTAL (8)
REQUIREMENTS							
53 3100 GENERAL ADMIN. SUPPLIES	44,235	51,847	51,847	0	51,847	0	51,847
53 3200 FACILITY & HDWE. SUPPLIE	217,062	236,881	236,881	0	236,881	0	236,881
53 3300 VEHICLE/EQUIP. OPER. SUP	13,342	14,774	14,774	0	14,774	0	14,774
53 3400 FOOD & DIETARY SUPPLIES	606,217	608,598	608,598	19,919	628,517	27,456	636,054
53 3500 CLOTHING & RECREAT. SUPP	7,107	12,927	12,927	0	12,927	0	12,927
53 3600 DRUGS/PHARMACEU. SUPP.	1,698,954	1,701,226	1,701,226	155,501	1,856,727	297,267	1,998,493
53 3700 RESEARCH/DEV. & ED. SUPP	2,619	2,854	2,854	0	2,854	0	2,854
53 3900 OTHER MATERIALS & SUPP	41,287	30,496	30,496	0	30,496	0	30,496
TOTAL SUPPLIES	2,630,823	2,659,603	2,659,603	175,420	2,835,023	324,723	2,984,326
53 4500 EQUIPMENT	161,692	111,294	111,294	50,553	161,847	94,447	205,741
TOTAL PROPERTY, PLANT & EQUIPMT	161,692	111,294	111,294	50,553	161,847	94,447	205,741
53 5100 LEGAL, LICENSE & PERM.CO	228,448	0	0	0	0	0	0
53 5800 OTHER ADMIN. EXP.	22,355	3,692	3,692	0	3,692	0	3,692
53 5900 OTHER EXPENSE	535,125	8,095	8,095	0	8,095	0	8,095
TOTAL OTHER EXPENSES & ADJUSTMEN	785,928	11,787	11,787	0	11,787	0	11,787
53 7153 RES. RPLC. SPECIAL EQUIP	0	0	0	14,804	14,804	100,658	100,658
TOTAL RESERVES	0	0	0	14,804	14,804	100,658	100,658
53 8010 DEPENDENT CARE-OP TFR	4,332	0	0	0	0	0	0
53 8990 TFR TO SUBSEQUENT FY	15,050	0	0	0	0	0	0
TOTAL INTRAGOVERNMENTAL TRANSACT	19,382	0	0	0	0	0	0
TOTAL REQUIREMENTS	18,161,812	17,363,223	18,204,270	428,432	18,632,702	712,445	18,916,715

Fund Detail

14460 DHHS - Div Mental Health/Develop.Disab./Sub.Abuse

1250 NC Special Care Center

DESCRIPTION (1)	2003-2004 ACTUAL (2)	2004-2005 CERTIFIED (3)	2004-2005 AUTHORIZED (4)	2005-2006 INCR/DECR (5)	2005-2006 TOTAL (6)	2006-2007 INCR/DECR (7)	2006-2007 TOTAL (8)
ESTIMATED RECEIPTS							
43 4131 TELEPHONE/TELECOM SVC	5	105	105	0	105	0	105
43 4150 FOOD & VENDING SVC	36,588	45,000	45,000	0	45,000	0	45,000
43 4200 HOSPITAL & MEDICAL SALES	1,443,392	1,356,696	1,356,696	102,947	1,459,643	102,947	1,459,643
43 4320 SALE OF SURPLUS PROPERTY	4,459	0	0	2,000	2,000	2,000	2,000
43 7990 TSR REFUND	238	324	324	0	324	0	324
43 7992 PETTY/IMPREST CASH	500	500	500	0	500	0	500
43 7994 RETURNED CHECK FEE	25	0	0	0	0	0	0
43 81P1 TRANSFER FROM FUND 1993	56,531	0	0	0	0	0	0
53 8220 REIMB-DUAL EMPLOYEE PAYM	3,236	0	0	0	0	0	0
53 8301 UTILITY SALES & SERVICE	161,837	134,013	134,013	0	134,013	0	134,013
53 8318 REIMB-AUTOMOTIVE	1,049	1,551	1,551	0	1,551	0	1,551
53 8332 MEDICAID SNF CUR YEAR	3,627,715	4,384,305	4,723,529	-270,889	4,452,640	-270,889	4,452,640
53 8335 MEDICAID - TXIX CU YR	-17,060	0	0	0	0	0	0
53 8337 MEDICAID - ICF CU YR	9,785,691	9,901,557	10,297,752	415,045	10,712,797	415,045	10,712,797
53 8338 MEDICAID ICF PR YR	5,615	0	0	0	0	0	0

TOTAL RECEIPTS	15,109,821	15,824,051	16,559,470	249,103	16,808,573	249,103	16,808,573

NET APPROPRIATION	3,051,991	1,539,172	1,644,800	179,329	1,824,129	463,342	2,108,142

Fund Detail

14460 DHHS - Div Mental Health/Develop.Disab./Sub.Abuse

1260 John Umstead Hospital

DESCRIPTION (1)	2003-2004 ACTUAL (2)	2004-2005 CERTIFIED (3)	2004-2005 AUTHORIZED (4)	2005-2006 INCR/DECR (5)	2005-2006 TOTAL (6)	2006-2007 INCR/DECR (7)	2006-2007 TOTAL (8)
REQUIREMENTS							
53 1211 SALARIES AND WAGES	35,513,621	40,365,755	40,220,463	0	40,220,463	0	40,220,463
53 1212 SPA-REG SALARIES-REC	205,424	206,169	206,169	0	206,169	0	206,169
53 1251 SPA-TEACH SALARIES-APPRO	788,300	807,025	807,025	0	807,025	0	807,025
53 1254 SPA TEACHING SUPPLEMENT	39,304	35,841	35,841	0	35,841	0	35,841
53 1311 REG(N S) TEMP WAGES-APPR	2,022,419	228,067	228,067	0	228,067	0	228,067
53 1351 STU TEMP WAGES - APPRO	15,496	12,000	12,000	0	12,000	0	12,000
53 1411 OVERTIME PAY - APPROP	1,994,091	1,375,574	1,375,574	0	1,375,574	0	1,375,574
53 1412 SPA OT-STRAIGHT TIME-REC	14,935	11,873	11,873	0	11,873	0	11,873
53 1421 HOLIDAY PAY - APPRO	230,771	137,050	137,050	0	137,050	0	137,050
53 1422 HOLIDAY PAY - RECEIPTS	789	405	405	0	405	0	405
53 1431 SHIFT 10% PREM PAY - APP	1,644,712	1,009,967	1,009,967	0	1,009,967	0	1,009,967
53 1432 SHIFT 10% PREM PAY - REC	12	0	0	0	0	0	0
53 1441 CALLBK/STBY PREM PAY-APP	55,560	5,299	5,299	0	5,299	0	5,299
53 1442 CALLBK/STBY PREM PAY REC	5,184	3,431	3,431	0	3,431	0	3,431
53 1452 DUAL EMPL. WAGES - REC.	313,391	52,082	52,082	0	52,082	0	52,082
53 1461 EPA&SPA-LONGVTY PAY-APPR	551,971	614,145	614,145	93,162	707,307	69,352	683,497
53 1462 EPA&SPA-LONGVTY PAY-REC	3,376	5,125	5,125	0	5,125	0	5,125
53 1511 SOCIAL SEC CONTRIB-APPRO	3,126,848	3,417,780	3,406,664	697	3,407,361	3,677	3,410,341
53 1512 SOCIAL SECURITY-RECEIPT	38,595	21,352	21,352	0	21,352	0	21,352
53 1521 REG RETIRE CONTRIB-APPRO	1,370,699	2,579,112	2,571,044	5,036	2,576,080	4,190	2,575,234
53 1522 REG RETIRE CONTRIB-RECPT	6,951	13,201	13,201	0	13,201	0	13,201
53 1561 MEDICAL INSURANCE-APPRO	3,201,646	4,015,440	4,012,008	-6,666	4,005,342	-6,666	4,005,342
53 1562 MED INS CONTRIB-RECPTS	13,225	14,665	14,665	0	14,665	0	14,665
53 1572 UNEMP COMP PAYMNTS TO ES	36,967	18,196	18,196	0	18,196	0	18,196
53 1590 RESERVES FOR STAFF BENE	0	2,077	2,077	0	2,077	0	2,077
53 1621 SEVER SLRY CONTINUE-APPR	24,923	0	0	0	0	0	0
53 1625 ST DISABILITY PMT	0	45,255	0	0	0	0	0
53 1627 ST DISABILITY PMT APP	136,513	0	45,255	0	45,255	0	45,255
53 1631 WRKER COMP-MED PAYMENTS	476,160	170,664	170,664	0	170,664	0	170,664
53 1632 WRKER COMP-TEMP DIS PAYM	0	41,868	41,868	0	41,868	0	41,868
53 1633 WRKER COMP-PERM DIS PAYM	0	52,985	52,985	0	52,985	0	52,985
53 1641 INMATE LABOR	8,088	17,822	17,822	0	17,822	0	17,822
53 1642 THERAPEUTIC WAGES	91,188	117,668	117,668	0	117,668	0	117,668
TOTAL PERSONAL SERVICES	51,931,159	55,397,893	55,229,985	92,229	55,322,214	70,553	55,300,538
53 2131 HOSPITAL PROVIDED MED SER	203,655	432,380	432,380	0	432,380	0	432,380
53 2132 OTHER PROVIDED MED SER	4,664,770	2,356,418	2,356,418	0	2,356,418	0	2,356,418
53 2170 ADMINISTRATIVE SERVICES	106,892	4,600	4,600	0	4,600	0	4,600
53 2182 LAUNDRY SER AGREEMENT	136,968	177,305	177,305	0	177,305	0	177,305
53 2185 WASTE REMOVAL/RECY. SERV	73,921	74,924	74,924	0	74,924	0	74,924

Fund Detail

14460 DHHS - Div Mental Health/Develop.Disab./Sub.Abuse

1260 John Umstead Hospital

DESCRIPTION (1)	2003-2004 ACTUAL (2)	2004-2005 CERTIFIED (3)	2004-2005 AUTHORIZED (4)	2005-2006 INCR/DECR (5)	2005-2006 TOTAL (6)	2006-2007 INCR/DECR (7)	2006-2007 TOTAL (8)
REQUIREMENTS							
53 2191 DUAL EMP PAY TO AGENCY	3,378	0	0	0	0	0	0
53 2199 MISC CONTRACTUAL SERVICE	83,017	40,158	40,158	0	40,158	0	40,158
53 2200 UTILITY/ENERGY SERVICES	1,741,105	1,681,621	1,681,621	196,799	1,878,420	227,027	1,908,648
53 2300 REPAIR SERVICES	57,244	97,870	97,870	0	97,870	0	97,870
53 2400 MAINTENANCE AGREEMENTS	149,490	129,414	129,414	0	129,414	0	129,414
53 2500 RENTALS/LEASES	86,414	90,353	90,353	0	90,353	0	90,353
53 2700 TRAVEL & OTHER EMP. EXP.	4,135	18,471	18,471	0	18,471	0	18,471
53 2800 COMMUNICA. & DATA PROC.	593,835	591,400	591,400	0	591,400	0	591,400
53 2900 OTHER SERVICES	50,094	62,147	62,147	0	62,147	0	62,147
TOTAL PURCHASED SERVICES	7,954,918	5,757,061	5,757,061	196,799	5,953,860	227,027	5,984,088
53 3100 GENERAL ADMIN. SUPPLIES	215,027	141,071	141,071	0	141,071	0	141,071
53 3200 FACILITY & HDWE. SUPPLIE	507,640	509,947	509,947	0	509,947	0	509,947
53 3300 VEHICLE/EQUIP. OPER. SUP	198,122	196,687	196,687	34,210	230,897	34,210	230,897
53 3400 FOOD & DIETARY SUPPLIES	863,343	1,001,222	1,001,222	0	1,001,222	0	1,001,222
53 3500 CLOTHING & RECREAT. SUPP	93,507	64,650	64,650	0	64,650	0	64,650
53 3600 DRUGS/PHARMACEU. SUPP.	3,028,190	3,336,447	3,336,447	0	3,336,447	0	3,336,447
53 3700 RESEARCH/DEV. & ED. SUPP	18,920	13,327	13,327	7,144	20,471	7,958	21,285
53 3900 OTHER MATERIALS & SUPP	68,594	122,105	122,105	0	122,105	0	122,105
TOTAL SUPPLIES	4,993,343	5,385,456	5,385,456	41,354	5,426,810	42,168	5,427,624
53 4500 EQUIPMENT	368,096	291,002	291,002	43,183	334,185	21,057	312,059
53 4700 INTANGIBLE ASSETS	22,805	0	0	0	0	0	0
TOTAL PROPERTY, PLANT & EQUIPMT	390,901	291,002	291,002	43,183	334,185	21,057	312,059
53 5100 LEGAL, LICENSE & PERM.CO	1,875	0	0	0	0	0	0
53 5800 OTHER ADMIN. EXP.	36,378	25,986	25,986	0	25,986	0	25,986
53 5900 OTHER EXPENSE	1,113,705	21,371	21,371	0	21,371	0	21,371
TOTAL OTHER EXPENSES & ADJUSTMEN	1,151,958	47,357	47,357	0	47,357	0	47,357
53 7153 RES. RPLC. SPECIAL EQUIP	0	0	0	34,640	34,640	1,540	1,540
TOTAL RESERVES	0	0	0	34,640	34,640	1,540	1,540
53 8010 DEPENDENT CARE-OP TFR	16,486	0	0	0	0	0	0
53 81K1 TRANS TO B/C 14445 DMA	29,960,004	0	0	0	0	0	0
53 8990 TFR TO SUBSEQUENT FY	21,201	0	0	0	0	0	0

Fund Detail

14460 DHHS - Div Mental Health/Develop.Disab./Sub.Abuse

1260 John Umstead Hospital

DESCRIPTION (1)	2003-2004 ACTUAL (2)	2004-2005 CERTIFIED (3)	2004-2005 AUTHORIZED (4)	2005-2006 INCR/DECR (5)	2005-2006 TOTAL (6)	2006-2007 INCR/DECR (7)	2006-2007 TOTAL (8)
REQUIREMENTS							

TOTAL INTRAGOVERNMENTAL TRANSCRIPT	29,997,691	0	0	0	0	0	0

TOTAL REQUIREMENTS	96,419,970	66,878,769	66,710,861	408,205	67,119,066	362,345	67,073,206

ESTIMATED RECEIPTS							

43 4131 TELEPHONE/TELECOM SVC	172	0	0	0	0	0	0
43 4134 PRINT, BIND & DUPLIC SVC	1,843	1,558	1,558	0	1,558	0	1,558
43 4140 MAINTENANCE & REPAIR SVC	8,275	0	0	0	0	0	0
43 4150 FOOD & VENDING SVC	38	0	0	0	0	0	0
43 4160 PROFESSIONAL SERVICES	1,435	5,878	5,878	0	5,878	0	5,878
43 4200 HOSPITAL & MEDICAL SALES	9,547,736	6,882,116	6,882,116	-1,470,907	5,411,209	-1,470,907	5,411,209
43 4320 SALE OF SURPLUS PROPERTY	18,397	2,900	2,900	5,300	8,200	0	2,900
43 4410 RENTAL OF REAL PROPERTY	2,716	525	525	0	525	0	525
43 5900 OTHER LIC,FEES/PERMITS	12	0	0	0	0	0	0
43 7122 ACCTS REV INTEREST	1,349	0	0	0	0	0	0
43 7123 ACCTS REC PENALTY	4	0	0	0	0	0	0
43 7990 TSR REFUND	42	0	0	0	0	0	0
43 7992 PETTY/IMPREST CASH	1,825	2,050	2,050	0	2,050	0	2,050
43 81P1 TRANSFER FROM FUND 1993	166,677	0	0	0	0	0	0
53 8220 REIMB-DUAL EMPLOYEE PAYM	332,499	56,067	56,067	0	56,067	0	56,067
53 8301 UTILITY SALES & SERVICE	59,959	64,353	64,353	0	64,353	0	64,353
53 8305 REIMB - REPAIRS	10,413	9,148	9,148	0	9,148	0	9,148
53 8308 REIMB - TELEPHONE	1,428	0	0	0	0	0	0
53 8309 REIMB - FOOD SERVICES	21	0	0	0	0	0	0
53 8317 PROFESSIONAL SERVICES	263,239	251,032	251,032	0	251,032	0	251,032
53 8318 REIMB-AUTOMOTIVE	205,790	199,941	199,941	0	199,941	0	199,941
53 8319 REIMB-DRUGS	7,456	0	0	0	0	0	0
53 8335 MEDICAID - TXIX CU YR	4,267,377	3,660,320	3,660,320	687,357	4,347,677	687,357	4,347,677
53 8336 MEDICAID TXIX PR YR	2,903,903	0	0	0	0	0	0
53 8337 MEDICAID - ICF CU YR	-1,403	0	0	0	0	0	0
53 8342 MEDICAID OUTPATIENT	3,910	0	0	0	0	0	0
53 8353 MEDICAID SNF LOW LEVEL	2,072,424	1,452,685	1,452,685	619,739	2,072,424	619,739	2,072,424
53 8354 MEDICAID ICF LOW LEVEL	1,432,080	721,447	721,447	710,633	1,432,080	710,633	1,432,080
53 8363 MEDICAID PART B - CU YR	68,636	1,417	1,417	67,219	68,636	67,219	68,636
53 8366 MEDICAID DISP SHARE	28,040,756	0	0	0	0	0	0

Fund Detail

14460 DHHS - Div Mental Health/Develop.Disab./Sub.Abuse

1260 John Umstead Hospital

DESCRIPTION (1)	2003-2004 ACTUAL (2)	2004-2005 CERTIFIED (3)	2004-2005 AUTHORIZED (4)	2005-2006 INCR/DECR (5)	2005-2006 TOTAL (6)	2006-2007 INCR/DECR (7)	2006-2007 TOTAL (8)

TOTAL RECEIPTS	49,419,009	13,311,437	13,311,437	619,341	13,930,778	614,041	13,925,478

NET APPROPRIATION	47,000,961	53,567,332	53,399,424	-211,136	53,188,288	-251,696	53,147,728

Fund Detail

14460 DHHS - Div Mental Health/Develop.Disab./Sub.Abuse

1261 John Umstead Hospital - Federal - Other

DESCRIPTION (1)	2003-2004 ACTUAL (2)	2004-2005 CERTIFIED (3)	2004-2005 AUTHORIZED (4)	2005-2006 INCR/DECR (5)	2005-2006 TOTAL (6)	2006-2007 INCR/DECR (7)	2006-2007 TOTAL (8)
REQUIREMENTS							
53 1212 SPA-REG SALARIES-REC	65,179	68,361	68,361	0	68,361	0	68,361
53 1462 EPA&SPA-LONGVTY PAY-REC	437	437	437	0	437	0	437
53 1512 SOCIAL SECURITY-RECEIPT	4,860	5,264	5,264	0	5,264	0	5,264
53 1522 REG RETIRE CONTRIB-RECPT	2,244	4,002	4,002	0	4,002	0	4,002
53 1562 MED INS CONTRIB-RECPTS	6,612	6,864	6,864	0	6,864	0	6,864
TOTAL PERSONAL SERVICES	79,332	84,928	84,928	0	84,928	0	84,928
53 2700 TRAVEL & OTHER EMP. EXP.	457	6,729	6,729	0	6,729	0	6,729
53 2900 OTHER SERVICES	2,233	3,561	3,561	0	3,561	0	3,561
TOTAL PURCHASED SERVICES	2,690	10,290	10,290	0	10,290	0	10,290
53 3100 GENERAL ADMIN. SUPPLIES	5,227	2,510	2,510	0	2,510	0	2,510
53 3200 FACILITY & HDWE. SUPPLIE	0	1,370	1,370	0	1,370	0	1,370
53 3500 CLOTHING & RECREAT. SUPP	2,945	7,282	7,282	0	7,282	0	7,282
53 3700 RESEARCH/DEV. & ED. SUPP	2,797	6,560	6,560	0	6,560	0	6,560
53 3900 OTHER MATERIALS & SUPP	2,051	2,884	2,884	0	2,884	0	2,884
TOTAL SUPPLIES	13,020	20,606	20,606	0	20,606	0	20,606
53 4500 EQUIPMENT	15,959	0	0	0	0	0	0
53 4700 INTANGIBLE ASSETS	2,198	0	0	0	0	0	0
TOTAL PROPERTY, PLANT & EQUIPMT	18,157	0	0	0	0	0	0
TOTAL REQUIREMENTS	113,199	115,824	115,824	0	115,824	0	115,824
ESTIMATED RECEIPTS							
53 885B SAPT BLOCK GRANT	113,200	115,824	115,824	0	115,824	0	115,824

Fund Detail

14460 DHHS - Div Mental Health/Develop.Disab./Sub.Abuse

1261 John Umstead Hospital - Federal - Other

DESCRIPTION (1)	2003-2004 ACTUAL (2)	2004-2005 CERTIFIED (3)	2004-2005 AUTHORIZED (4)	2005-2006 INCR/DECR (5)	2005-2006 TOTAL (6)	2006-2007 INCR/DECR (7)	2006-2007 TOTAL (8)
TOTAL RECEIPTS	113,200	115,824	115,824	0	115,824	0	115,824

NET APPROPRIATION	-1	0	0	0	0	0	0

Fund Detail

14460 DHHS - Div Mental Health/Develop.Disab./Sub.Abuse

1280 Wright School - State

DESCRIPTION (1)	2003-2004 ACTUAL (2)	2004-2005 CERTIFIED (3)	2004-2005 AUTHORIZED (4)	2005-2006 INCR/DECR (5)	2005-2006 TOTAL (6)	2006-2007 INCR/DECR (7)	2006-2007 TOTAL (8)
REQUIREMENTS							
53 1211 SALARIES AND WAGES	713,563	730,916	730,916	0	730,916	0	730,916
53 1221 TIME LIMITED SALARIES-AP	9,411	0	0	0	0	0	0
53 1251 SPA-TEACH SALARIES-APPRO	681,605	711,210	711,210	0	711,210	0	711,210
53 1254 SPA TEACHING SUPPLEMENT	31,802	33,032	33,032	0	33,032	0	33,032
53 1257 TIME LIMITED TEACHER SAL	7,393	0	0	0	0	0	0
53 1311 REG(N S) TEMP WAGES-APPR	172	0	0	0	0	0	0
53 1411 OVERTIME PAY - APPROP	2,117	56	56	0	56	0	56
53 1431 SHIFT 10% PREM PAY - APP	24,822	16,679	16,679	0	16,679	0	16,679
53 1452 DUAL EMPL. WAGES - REC.	16,400	10,450	10,450	0	10,450	0	10,450
53 1461 EPA&SPA-LONGVTY PAY-APPR	17,138	16,249	16,249	5,272	21,521	3,093	19,342
53 1511 SOCIAL SEC CONTRIB-APPRO	112,187	115,379	115,379	397	115,776	346	115,725
53 1512 SOCIAL SECURITY-RECEIPT	1,249	800	800	0	800	0	800
53 1521 REG RETIRE CONTRIB-APPRO	50,064	87,699	87,699	307	88,006	195	87,894
53 1561 MEDICAL INSURANCE-APPRO	123,544	133,848	133,848	198	134,046	198	134,046
53 1631 WRKER COMP-MED PAYMENTS	2,150	668	668	0	668	0	668
TOTAL PERSONAL SERVICES	1,793,617	1,856,986	1,856,986	6,174	1,863,160	3,832	1,860,818
53 2131 HOSPITAL PROVIDED MED SER	352	0	0	0	0	0	0
53 2132 OTHER PROVIDED MED SER	19,950	21,671	21,671	0	21,671	0	21,671
53 2170 ADMINISTRATIVE SERVICES	4,600	0	0	0	0	0	0
53 2185 WASTE REMOVAL/RECY. SERV	1,882	2,000	2,000	0	2,000	0	2,000
53 2199 MISC CONTRACTUAL SERVICE	12,568	16,174	16,174	0	16,174	0	16,174
53 2200 UTILITY/ENERGY SERVICES	35,900	37,829	37,829	809	38,638	1,498	39,327
53 2300 REPAIR SERVICES	12,496	10,968	10,968	0	10,968	0	10,968
53 2400 MAINTENANCE AGREEMENTS	2,859	3,660	3,660	0	3,660	0	3,660
53 2500 RENTALS/LEASES	10,412	12,001	12,001	0	12,001	0	12,001
53 2700 TRAVEL & OTHER EMP. EXP.	2,844	4,982	4,982	4	4,986	0	4,982
53 2800 COMMUNICA. & DATA PROC.	9,621	14,458	14,458	0	14,458	0	14,458
53 2900 OTHER SERVICES	4,954	3,724	3,724	0	3,724	0	3,724
TOTAL PURCHASED SERVICES	118,438	127,467	127,467	813	128,280	1,498	128,965
53 3100 GENERAL ADMIN. SUPPLIES	9,145	8,668	8,668	0	8,668	0	8,668
53 3200 FACILITY & HDWE. SUPPLIE	6,476	8,355	8,355	0	8,355	0	8,355
53 3300 VEHICLE/EQUIP. OPER. SUP	1,937	1,204	1,204	0	1,204	0	1,204
53 3400 FOOD & DIETARY SUPPLIES	43,338	39,860	39,860	4,865	44,725	5,471	45,331
53 3600 DRUGS/PHARMACEU. SUPP.	136	1,710	1,710	0	1,710	0	1,710
53 3700 RESEARCH/DEV. & ED. SUPP	3,034	5,421	5,421	0	5,421	0	5,421
53 3900 OTHER MATERIALS & SUPP	2,866	4,174	4,174	0	4,174	0	4,174
TOTAL SUPPLIES	66,932	69,392	69,392	4,865	74,257	5,471	74,863

Fund Detail

14460 DHHS - Div Mental Health/Develop.Disab./Sub.Abuse

1280 Wright School - State

DESCRIPTION (1)	2003-2004 ACTUAL (2)	2004-2005 CERTIFIED (3)	2004-2005 AUTHORIZED (4)	2005-2006 INCR/DECR (5)	2005-2006 TOTAL (6)	2006-2007 INCR/DECR (7)	2006-2007 TOTAL (8)
REQUIREMENTS							
53 4500 EQUIPMENT	2,619	7,553	7,553	13,111	20,664	5,588	13,141
TOTAL PROPERTY, PLANT & EQUIPMT	2,619	7,553	7,553	13,111	20,664	5,588	13,141
53 5800 OTHER ADMIN. EXP.	5,622	4,743	4,743	0	4,743	0	4,743
53 5900 OTHER EXPENSE	1,805	2,288	2,288	0	2,288	0	2,288
TOTAL OTHER EXPENSES & ADJUSTMEN	7,427	7,031	7,031	0	7,031	0	7,031
53 7153 RES. RPLC. SPECIAL EQUIP	0	0	0	7,105	7,105	3,924	3,924
TOTAL RESERVES	0	0	0	7,105	7,105	3,924	3,924
53 8990 TFR TO SUBSEQUENT FY	2,016	0	0	0	0	0	0
TOTAL INTRAGOVERNMENTAL TRANSACT	2,016	0	0	0	0	0	0
TOTAL REQUIREMENTS	1,991,049	2,068,429	2,068,429	32,068	2,100,497	20,313	2,088,742
ESTIMATED RECEIPTS							
43 2505 SCHOOL LUNCH DPI	18,844	14,354	14,354	0	14,354	0	14,354
43 4200 HOSPITAL & MEDICAL SALES	0	10,303	10,303	-8,372	1,931	-8,372	1,931
43 4320 SALE OF SURPLUS PROPERTY	0	0	0	600	600	0	0
43 7992 PETTY/IMPREST CASH	400	400	400	0	400	0	400
53 8220 REIMB-DUAL EMPLOYEE PAYM	17,655	11,250	11,250	0	11,250	0	11,250
53 8335 MEDICAID - TXIX CU YR	0	4,000	4,000	-4,000	0	-4,000	0
TOTAL RECEIPTS	36,899	40,307	40,307	-11,772	28,535	-12,372	27,935
NET APPROPRIATION	1,954,150	2,028,122	2,028,122	43,840	2,071,962	32,685	2,060,807

Fund Detail

14460 DHHS - Div Mental Health/Develop.Disab./Sub.Abuse

1290 Program Services Mental Health - State

DESCRIPTION (1)	2003-2004 ACTUAL (2)	2004-2005 CERTIFIED (3)	2004-2005 AUTHORIZED (4)	2005-2006 INCR/DECR (5)	2005-2006 TOTAL (6)	2006-2007 INCR/DECR (7)	2006-2007 TOTAL (8)
REQUIREMENTS							
53 3600 DRUGS/PHARMACEU. SUPP.	1,270,478	1,975,499	1,975,499	0	1,975,499	0	1,975,499
TOTAL SUPPLIES	1,270,478	1,975,499	1,975,499	0	1,975,499	0	1,975,499
53 6908 PRIOR YEAR PAYMENT	287,550	0	0	0	0	0	0
53 6930 AT-RISK-CHILDREN	36,591,244	39,991,745	39,991,745	750,000	40,741,745	750,000	40,741,745
53 6932 DEINSTITUTIONALIZATION	15,474	14,417	14,417	0	14,417	0	14,417
53 6941 MULTIDISCIPLINARY EVAL	50,550	36,448	36,448	0	36,448	0	36,448
53 6945 UCR SERVICES-TO CHILDREN	11,221,510	12,567,129	12,567,129	0	12,567,129	0	12,567,129
53 6949 UCR SERVICE TO ADULTS	47,646,889	38,466,138	38,466,138	0	38,466,138	0	38,466,138
53 6950 DOMICILIARY CARE	1,875,000	1,875,000	1,875,000	0	1,875,000	0	1,875,000
53 6951 EMERGENCY SERVICES	8,237,315	7,762,660	7,762,660	0	7,762,660	0	7,762,660
53 6974 NON-UCR CHILD	783,945	1,997,546	1,997,546	0	1,997,546	0	1,997,546
53 6975 NON-UCR ADULT	7,127,536	9,658,634	9,658,634	0	9,658,634	0	9,658,634
53 6977 TRAINING	20,000	18,634	18,634	0	18,634	0	18,634
53 6995 NON-UCR OTHER	175,404	1,071,135	1,071,135	0	1,071,135	0	1,071,135
53 6996 CRISIS SERVICES	536,290	679,915	679,915	0	679,915	0	679,915
TOTAL AID & PUBLIC ASSISTANCE	114,568,707	114,139,401	114,139,401	750,000	114,889,401	750,000	114,889,401
53 81P1 TRF TO B/C 14460 DMH	347,946	0	0	0	0	0	0
TOTAL INTRAGOVERNMENTAL TRANSACT	347,946	0	0	0	0	0	0
TOTAL REQUIREMENTS	116,187,131	116,114,900	116,114,900	750,000	116,864,900	750,000	116,864,900
ESTIMATED RECEIPTS							
43 81J1 TRANS FROM 14440 DSS	313,935	0	0	0	0	0	0
43 81P1 TRANSFER FROM FUND 1993	0	20,000	20,000	0	20,000	0	20,000
43 819Y FM OSBM MHTF 63007	1,514,718	0	0	0	0	0	0

Fund Detail

14460 DHHS - Div Mental Health/Develop.Disab./Sub.Abuse

1290 Program Services Mental Health - State

DESCRIPTION (1)	2003-2004 ACTUAL (2)	2004-2005 CERTIFIED (3)	2004-2005 AUTHORIZED (4)	2005-2006 INCR/DECR (5)	2005-2006 TOTAL (6)	2006-2007 INCR/DECR (7)	2006-2007 TOTAL (8)
TOTAL RECEIPTS	1,828,653	20,000	20,000	0	20,000	0	20,000

NET APPROPRIATION	114,358,478	116,094,900	116,094,900	750,000	116,844,900	750,000	116,844,900

Fund Detail

14460 DHHS - Div Mental Health/Develop.Disab./Sub.Abuse

1291 Program Services Mental Health - Federal

DESCRIPTION (1)	2003-2004 ACTUAL (2)	2004-2005 CERTIFIED (3)	2004-2005 AUTHORIZED (4)	2005-2006 INCR/DECR (5)	2005-2006 TOTAL (6)	2006-2007 INCR/DECR (7)	2006-2007 TOTAL (8)
REQUIREMENTS							
53 6919 ADULT HOMELESS - BG	387,622	716,750	716,750	0	716,750	0	716,750
53 6923 YOUTH HOMELESS - BG	99,973	129,250	129,250	0	129,250	0	129,250
53 6945 UCR SERVICES-TO CHILDREN	2,363,095	4,551,463	4,551,463	0	4,551,463	0	4,551,463
53 6949 UCR SERVICE TO ADULTS	6,138,845	6,319,256	6,319,256	0	6,319,256	0	6,319,256
53 6968 CONTRACTS - MHDDSAS	2,515	0	0	0	0	0	0
53 6974 NON-UCR CHILD	1,120,621	881,871	881,871	0	881,871	0	881,871
53 6975 NON-UCR ADULT	124,684	110,000	110,000	0	110,000	0	110,000
53 6977 TRAINING	3,000	76,876	76,876	0	76,876	0	76,876
TOTAL AID & PUBLIC ASSISTANCE	10,240,355	12,785,466	12,785,466	0	12,785,466	0	12,785,466
TOTAL REQUIREMENTS	10,240,355	12,785,466	12,785,466	0	12,785,466	0	12,785,466
ESTIMATED RECEIPTS							
43 81P1 TRANSFER FROM FUND 1993	222,928	0	0	0	0	0	0
53 881K NC SYSTEM OF CARE NETWOR	658,119	881,871	881,871	0	881,871	0	881,871
53 885A COMMUNITY MH BG	7,884,334	10,229,026	10,229,026	0	10,229,026	0	10,229,026
53 885F PATH-GRANT FOR HOMELESS	487,594	846,000	846,000	0	846,000	0	846,000
53 887G CWS FAMILY PRESERVATION	318,597	0	0	0	0	0	0
53 887Q SOCIAL SVCS. BLOCK GRNT	668,783	828,569	828,569	0	828,569	0	828,569
TOTAL RECEIPTS	10,240,355	12,785,466	12,785,466	0	12,785,466	0	12,785,466
NET APPROPRIATION	0	0	0	0	0	0	0

Fund Detail

14460 DHHS - Div Mental Health/Develop.Disab./Sub.Abuse

1320 Black Mountain Center - State

DESCRIPTION (1)	2003-2004 ACTUAL (2)	2004-2005 CERTIFIED (3)	2004-2005 AUTHORIZED (4)	2005-2006 INCR/DECR (5)	2005-2006 TOTAL (6)	2006-2007 INCR/DECR (7)	2006-2007 TOTAL (8)
REQUIREMENTS							
53 1211 SALARIES AND WAGES	11,735,136	12,384,848	12,425,269	0	12,425,269	0	12,425,269
53 1311 REG(N S) TEMP WAGES-APPR	0	2,496	2,496	0	2,496	0	2,496
53 1312 REG(N S) TEMP WAGES-REC	756	13,969	13,969	0	13,969	0	13,969
53 1351 STU TEMP WAGES - APPRO	4,134	6,666	6,666	0	6,666	0	6,666
53 1411 OVERTIME PAY - APPROP	112,671	35,606	35,606	0	35,606	0	35,606
53 1421 HOLIDAY PAY - APPRO	79,735	58,675	58,675	0	58,675	0	58,675
53 1431 SHIFT 10% PREM PAY - APP	610,164	307,278	307,278	0	307,278	0	307,278
53 1441 CALLBK/STBY PREM PAY-APP	327	6,301	6,301	0	6,301	0	6,301
53 1452 DUAL EMPL. WAGES - REC.	8,934	0	0	0	0	0	0
53 1461 EPA&SPA-LONGVTY PAY-APPR	115,847	119,813	119,813	24,589	144,402	16,547	136,360
53 1511 SOCIAL SEC CONTRIB-APPRO	941,742	988,509	991,601	2,075	993,676	1,998	993,599
53 1512 SOCIAL SECURITY-RECEIPT	543	1,069	1,069	0	1,069	0	1,069
53 1521 REG RETIRE CONTRIB-APPRO	428,732	751,011	753,343	1,448	754,791	1,051	754,394
53 1561 MEDICAL INSURANCE-APPRO	1,383,681	1,503,216	1,506,648	-6,666	1,499,982	-6,666	1,499,982
53 1572 UNEMP COMP PAYMNTS TO ES	26,452	2,890	2,890	0	2,890	0	2,890
53 1590 RESERVES FOR STAFF BENE	0	2,530	2,530	0	2,530	0	2,530
53 1627 ST DISABILITY PMT APP	31,102	20,416	20,416	0	20,416	0	20,416
53 1631 WRKER COMP-MED PAYMENTS	731	45,493	45,493	0	45,493	0	45,493
53 1632 WRKER COMP-TEMP DIS PAYM	129,649	9,882	9,882	0	9,882	0	9,882
53 1633 WRKER COMP-PERM DIS PAYM	134,023	6,866	6,866	0	6,866	0	6,866
53 1639 OTHER WRKR COMP COST	41,978	0	0	0	0	0	0
53 1642 THERAPEUTIC WAGES	4,037	18,030	18,030	0	18,030	0	18,030
TOTAL PERSONAL SERVICES	15,790,374	16,285,564	16,334,841	21,446	16,356,287	12,930	16,347,771
53 2132 OTHER PROVIDED MED SER	133,403	168,746	168,746	0	168,746	0	168,746
53 2170 ADMINISTRATIVE SERVICES	18,722	0	0	0	0	0	0
53 2182 LAUNDRY SER AGREEMENT	80,566	97,880	97,880	0	97,880	0	97,880
53 2185 WASTE REMOVAL/RECY. SERV	16,243	18,500	18,500	0	18,500	0	18,500
53 2191 DUAL EMP PAY TO AGENCY	10,071	0	0	0	0	0	0
53 2199 MISC CONTRACTUAL SERVICE	15,713	6,710	6,710	0	6,710	0	6,710
53 2200 UTILITY/ENERGY SERVICES	444,096	434,812	434,812	34,623	469,435	44,625	479,437
53 2300 REPAIR SERVICES	21,148	19,725	19,725	0	19,725	0	19,725
53 2400 MAINTENANCE AGREEMENTS	54,470	53,195	53,195	0	53,195	0	53,195
53 2500 RENTALS/LEASES	52,720	37,815	37,815	0	37,815	0	37,815
53 2700 TRAVEL & OTHER EMP. EXP.	17,894	30,891	30,891	0	30,891	0	30,891
53 2800 COMMUNICA. & DATA PROC.	49,756	60,857	60,857	0	60,857	0	60,857
53 2900 OTHER SERVICES	19,159	25,073	25,073	0	25,073	0	25,073
TOTAL PURCHASED SERVICES	933,961	954,204	954,204	34,623	988,827	44,625	998,829

Fund Detail

14460 DHHS - Div Mental Health/Develop.Disab./Sub.Abuse

1320 Black Mountain Center - State

DESCRIPTION (1)	2003-2004 ACTUAL (2)	2004-2005 CERTIFIED (3)	2004-2005 AUTHORIZED (4)	2005-2006 INCR/DECR (5)	2005-2006 TOTAL (6)	2006-2007 INCR/DECR (7)	2006-2007 TOTAL (8)
REQUIREMENTS							
53 3100 GENERAL ADMIN. SUPPLIES	125,558	80,598	80,598	0	80,598	0	80,598
53 3200 FACILITY & HDWE. SUPPLIE	323,196	252,432	252,432	0	252,432	0	252,432
53 3300 VEHICLE/EQUIP. OPER. SUP	17,353	18,846	18,846	0	18,846	0	18,846
53 3400 FOOD & DIETARY SUPPLIES	823,872	828,011	828,011	28,007	856,018	38,341	866,352
53 3500 CLOTHING & RECREAT. SUPP	30,424	79,702	79,702	0	79,702	0	79,702
53 3600 DRUGS/PHARMACEU. SUPP.	1,211,280	1,124,114	1,124,114	201,631	1,325,745	310,071	1,434,185
53 3700 RESEARCH/DEV. & ED. SUPP	2,696	6,631	6,631	0	6,631	0	6,631
53 3900 OTHER MATERIALS & SUPP	56,945	68,101	68,101	0	68,101	0	68,101
TOTAL SUPPLIES	2,591,324	2,458,435	2,458,435	229,638	2,688,073	348,412	2,806,847
53 4500 EQUIPMENT	139,228	223,857	223,857	0	223,857	0	223,857
TOTAL PROPERTY, PLANT & EQUIPMT	139,228	223,857	223,857	0	223,857	0	223,857
53 5100 LEGAL, LICENSE & PERM.CO	450	7,000	7,000	0	7,000	0	7,000
53 5800 OTHER ADMIN. EXP.	4,532	7,689	7,689	0	7,689	0	7,689
53 5900 OTHER EXPENSE	992,902	16,693	16,693	0	16,693	0	16,693
TOTAL OTHER EXPENSES & ADJUSTMEN	997,884	31,382	31,382	0	31,382	0	31,382
53 7153 RES. RPLC. SPECIAL EQUIP	0	0	0	114,283	114,283	91,081	91,081
TOTAL RESERVES	0	0	0	114,283	114,283	91,081	91,081
53 8010 DEPENDENT CARE-OP TFR	4,900	0	0	0	0	0	0
53 8990 TFR TO SUBSEQUENT FY	63,050	0	0	0	0	0	0
TOTAL INTRAGOVERNMENTAL TRANSACT	67,950	0	0	0	0	0	0
TOTAL REQUIREMENTS	20,520,721	19,953,442	20,002,719	399,990	20,402,709	497,048	20,499,767

Fund Detail

14460 DHHS - Div Mental Health/Develop.Disab./Sub.Abuse

1320 Black Mountain Center - State

DESCRIPTION (1)	2003-2004 ACTUAL (2)	2004-2005 CERTIFIED (3)	2004-2005 AUTHORIZED (4)	2005-2006 INCR/DECR (5)	2005-2006 TOTAL (6)	2006-2007 INCR/DECR (7)	2006-2007 TOTAL (8)
ESTIMATED RECEIPTS							
43 4133 POSTGE/FRGHT & DELIV SVC	386	0	0	0	0	0	0
43 4150 FOOD & VENDING SVC	177,089	183,274	183,274	0	183,274	0	183,274
43 4160 PROFESSIONAL SERVICES	1,532	981	981	0	981	0	981
43 4170 UTILITY SALES & SERVICES	32,322	15,287	15,287	0	15,287	0	15,287
43 4200 HOSPITAL & MEDICAL SALES	1,235,496	1,195,311	1,195,311	47,717	1,243,028	47,717	1,243,028
43 4320 SALE OF SURPLUS PROPERTY	323	1,800	1,800	0	1,800	0	1,800
43 4390 OTH SALES OF GDS OR PUBL	212	0	0	0	0	0	0
43 4410 RENTAL OF REAL PROPERTY	0	50,253	50,253	0	50,253	0	50,253
43 5600 REGISTRATION FEES	375	0	0	0	0	0	0
43 7990 TSR REFUND	12	0	0	0	0	0	0
43 7992 PETTY/IMPREST CASH	4,500	4,500	4,500	0	4,500	0	4,500
43 81P1 TRANSFER FROM FUND 1993	66,231	0	0	0	0	0	0
43 8105 SCHOOL LUNCH PROGRAM	0	3,924	3,924	0	3,924	0	3,924
43 819C TFR B/C 14500 CORR	0	15,296	15,296	0	15,296	0	15,296
53 8220 REIMB-DUAL EMPLOYEE PAYM	10,706	0	0	0	0	0	0
53 8309 REIMB - FOOD SERVICES	484,797	599,833	599,833	0	599,833	0	599,833
53 8311 REIMB - MEDICAL SUPPLIES	0	4,000	4,000	0	4,000	0	4,000
53 8316 REIMB JANITORIAL SUPPLIE	594	9,000	9,000	0	9,000	0	9,000
53 8317 PROFESSIONAL SERVICES	3,540	3,540	3,540	0	3,540	0	3,540
53 8319 REIMB-DRUGS	236,247	218,617	218,617	0	218,617	0	218,617
53 8320 REFUND PR YR EXP	30,419	0	0	0	0	0	0
53 8332 MEDICAID SNF CUR YEAR	438,682	1,986,996	1,986,996	-408,163	1,578,833	-408,163	1,578,833
53 8333 MEDICAID SNF PR YR	664,356	0	0	0	0	0	0
53 8337 MEDICAID - ICF CU YR	6,153,707	14,634,031	14,634,031	1,820,573	16,454,604	1,920,573	16,554,604
53 8338 MEDICAID ICF PR YR	-284	0	0	0	0	0	0
53 8339 MEDICAID - ICF MR CU YR	9,652,792	0	0	0	0	0	0
53 8340 MEDICAID ICF MR PR YR	422,178	0	0	0	0	0	0
43 8980 PRIOR FIS YEAR TRANS	0	12,353	12,353	0	12,353	0	12,353
TOTAL RECEIPTS	19,616,212	18,938,996	18,938,996	1,460,127	20,399,123	1,560,127	20,499,123
NET APPROPRIATION	904,509	1,014,446	1,063,723	-1,060,137	3,586	-1,063,079	644

Fund Detail

14460 DHHS - Div Mental Health/Develop.Disab./Sub.Abuse

1330 Caswell Center - State

DESCRIPTION (1)	2003-2004 ACTUAL (2)	2004-2005 CERTIFIED (3)	2004-2005 AUTHORIZED (4)	2005-2006 INCR/DECR (5)	2005-2006 TOTAL (6)	2006-2007 INCR/DECR (7)	2006-2007 TOTAL (8)
REQUIREMENTS							
53 1211 SALARIES AND WAGES	44,248,617	46,402,013	46,352,103	0	46,352,103	0	46,352,103
53 1251 SPA-TEACH SALARIES-APPRO	2,862,766	3,152,877	3,098,277	0	3,098,277	0	3,098,277
53 1254 SPA TEACHING SUPPLEMENT	128,922	126,101	126,101	0	126,101	0	126,101
53 1256 TEACHING SUPPLEMENT UNDE	3,600	0	0	0	0	0	0
53 1351 STU TEMP WAGES - APPRO	1,600	0	0	0	0	0	0
53 1411 OVERTIME PAY - APPROP	477,502	435,735	435,735	0	435,735	0	435,735
53 1421 HOLIDAY PAY - APPRO	272,030	268,506	268,506	0	268,506	0	268,506
53 1431 SHIFT 10% PREM PAY - APP	1,304,469	1,084,979	1,084,979	0	1,084,979	0	1,084,979
53 1441 CALLBK/STBY PREM PAY-APP	21,995	11,114	11,114	0	11,114	0	11,114
53 1452 DUAL EMPL. WAGES - REC.	3,429	0	0	0	0	0	0
53 1461 EPA&SPA-LONGVTY PAY-APPR	832,785	969,416	969,416	5,495	974,911	35,095	1,004,511
53 1511 SOCIAL SEC CONTRIB-APPRO	3,742,107	3,988,099	3,980,102	24,805	4,004,907	19,781	3,999,883
53 1513 SOCIAL SEC CONTRIB-UNDES	548	0	0	0	0	0	0
53 1521 REG RETIRE CONTRIB-APPRO	1,649,829	3,041,329	3,035,615	-544	3,035,071	1,790	3,037,405
53 1531 LEO RETIRE CONTRIB-APPRO	11,364	16,148	16,148	683	16,831	665	16,813
53 1561 MEDICAL INSURANCE-APPRO	5,278,316	5,765,760	5,762,328	3,754	5,766,082	3,754	5,766,082
53 1572 UNEMP COMP PAYMNTS TO ES	3,798	2,730	2,730	0	2,730	0	2,730
53 1625 ST DISABILITY PMT	-32,900	0	0	0	0	0	0
53 1627 ST DISABILITY PMT APP	135,004	58,822	58,822	0	58,822	0	58,822
53 1631 WRKER COMP-MED PAYMENTS	230,449	171,687	171,687	0	171,687	0	171,687
53 1632 WRKER COMP-TEMP DIS PAYM	135,099	101,276	101,276	0	101,276	0	101,276
53 1633 WRKER COMP-PERM DIS PAYM	1,000	122,251	122,251	0	122,251	0	122,251
53 1639 OTHER WRKR COMP COST	19,408	21,072	21,072	0	21,072	0	21,072
53 1642 THERAPEUTIC WAGES	89,618	100,000	100,000	0	100,000	0	100,000
TOTAL PERSONAL SERVICES	61,421,355	65,839,915	65,718,262	34,193	65,752,455	61,085	65,779,347
53 2131 HOSPITAL PROVIDED MED SER	0	10,415	10,415	0	10,415	0	10,415
53 2132 OTHER PROVIDED MED SER	177,939	192,916	192,916	0	192,916	0	192,916
53 2170 ADMINISTRATIVE SERVICES	49,808	0	0	0	0	0	0
53 2182 LAUNDRY SER AGREEMENT	363,125	402,358	402,358	0	402,358	0	402,358
53 2185 WASTE REMOVAL/RECY. SERV	38,852	29,200	29,200	0	29,200	0	29,200
53 2199 MISC CONTRACTUAL SERVICE	8,801	12,000	12,000	0	12,000	0	12,000
53 2200 UTILITY/ENERGY SERVICES	1,764,153	1,455,820	1,455,820	468,272	1,924,092	513,745	1,969,565
53 2300 REPAIR SERVICES	54,768	76,514	76,514	0	76,514	0	76,514
53 2400 MAINTENANCE AGREEMENTS	147,161	115,114	115,114	0	115,114	0	115,114
53 2500 RENTALS/LEASES	104,280	52,554	52,554	0	52,554	0	52,554
53 2700 TRAVEL & OTHER EMP. EXP.	19,954	45,858	45,858	59	45,917	0	45,858
53 2800 COMMUNICA. & DATA PROC.	72,557	76,527	76,527	0	76,527	0	76,527
53 2900 OTHER SERVICES	51,135	63,679	63,679	0	63,679	0	63,679
TOTAL PURCHASED SERVICES	2,852,533	2,532,955	2,532,955	468,331	3,001,286	513,745	3,046,700

Fund Detail

14460 DHHS - Div Mental Health/Develop.Disab./Sub.Abuse

1330 Caswell Center - State

DESCRIPTION (1)	2003-2004 ACTUAL (2)	2004-2005 CERTIFIED (3)	2004-2005 AUTHORIZED (4)	2005-2006 INCR/DECR (5)	2005-2006 TOTAL (6)	2006-2007 INCR/DECR (7)	2006-2007 TOTAL (8)
REQUIREMENTS							
53 3100 GENERAL ADMIN. SUPPLIES	145,373	130,136	130,136	0	130,136	0	130,136
53 3200 FACILITY & HDWE. SUPPLIE	705,406	732,543	732,543	0	732,543	0	732,543
53 3300 VEHICLE/EQUIP. OPER. SUP	89,170	87,315	87,315	36,926	124,241	36,926	124,241
53 3400 FOOD & DIETARY SUPPLIES	1,236,071	1,348,441	1,348,441	0	1,348,441	0	1,348,441
53 3500 CLOTHING & RECREAT. SUPP	91,310	79,110	79,110	0	79,110	0	79,110
53 3600 DRUGS/PHARMACEU. SUPP.	2,055,756	2,038,414	2,038,414	209,404	2,247,818	385,233	2,423,647
53 3700 RESEARCH/DEV. & ED. SUPP	32,562	22,200	22,200	13,032	35,232	14,432	36,632
53 3900 OTHER MATERIALS & SUPP	65,034	65,548	65,548	0	65,548	0	65,548
TOTAL SUPPLIES	4,420,682	4,503,707	4,503,707	259,362	4,763,069	436,591	4,940,298
53 4400 OTHER STRUCT. & IMPROV.	5,847	17,542	17,542	0	17,542	0	17,542
53 4500 EQUIPMENT	538,283	534,708	534,708	69,328	604,036	165,007	699,715
53 4700 INTANGIBLE ASSETS	21,979	0	0	0	0	0	0
TOTAL PROPERTY, PLANT & EQUIPMT	566,109	552,250	552,250	69,328	621,578	165,007	717,257
53 5100 LEGAL, LICENSE & PERM.CO	102,278	0	0	0	0	0	0
53 5800 OTHER ADMIN. EXP.	19,732	12,926	12,926	0	12,926	0	12,926
53 5900 OTHER EXPENSE	143,681	32,406	32,406	0	32,406	0	32,406
TOTAL OTHER EXPENSES & ADJUSTMEN	265,691	45,332	45,332	0	45,332	0	45,332
53 7153 RES. RPLC. SPECIAL EQUIP	0	0	0	221,112	221,112	178,240	178,240
TOTAL RESERVES	0	0	0	221,112	221,112	178,240	178,240
53 8010 DEPENDENT CARE-OP TFR	11,995	0	0	0	0	0	0
53 81D1 TRANSFER TO DHHS	528,207	0	0	0	0	0	0
53 8990 TFR TO SUBSEQUENT FY	15,050	0	0	0	0	0	0
TOTAL INTRAGOVERNMENTAL TRANSACT	555,252	0	0	0	0	0	0
TOTAL REQUIREMENTS	70,081,622	73,474,159	73,352,506	1,052,326	74,404,832	1,354,668	74,707,174

Fund Detail

14460 DHHS - Div Mental Health/Develop.Disab./Sub.Abuse

1330 Caswell Center - State

DESCRIPTION (1)	2003-2004 ACTUAL (2)	2004-2005 CERTIFIED (3)	2004-2005 AUTHORIZED (4)	2005-2006 INCR/DECR (5)	2005-2006 TOTAL (6)	2006-2007 INCR/DECR (7)	2006-2007 TOTAL (8)
ESTIMATED RECEIPTS							
43 4131 TELEPHONE/TELECOM SVC	406	1,607	1,607	0	1,607	0	1,607
43 4150 FOOD & VENDING SVC	0	271	271	0	271	0	271
43 4170 UTILITY SALES & SERVICES	33	0	0	0	0	0	0
43 4200 HOSPITAL & MEDICAL SALES	2,275,565	2,539,326	2,539,326	-214,321	2,325,005	-214,321	2,325,005
43 4320 SALE OF SURPLUS PROPERTY	4,896	17,350	17,350	0	17,350	0	17,350
43 4390 OTH SALES OF GDS OR PUBL	1,904	2,150	2,150	0	2,150	0	2,150
43 4410 RENTAL OF REAL PROPERTY	2,328	3,375	3,375	0	3,375	0	3,375
43 7990 TSR REFUND	28	2,581	2,581	0	2,581	0	2,581
43 7992 PETTY/IMPREST CASH	7,000	7,000	7,000	0	7,000	0	7,000
43 81P1 TRANSFER FROM FUND 1993	69,813	0	0	0	0	0	0
43 8118 REIM MTR FLEET MGMT	0	13,416	13,416	0	13,416	0	13,416
53 8220 REIMB-DUAL EMPLOYEE PAYM	3,691	0	0	0	0	0	0
53 8301 UTILITY SALES & SERVICE	0	300	300	0	300	0	300
53 8308 REIMB - TELEPHONE	0	383	383	0	383	0	383
53 8312 REIMB - RAW FOOD	5,236	1,885	1,885	0	1,885	0	1,885
53 8339 MEDICAID - ICF MR CU YR	65,791,399	67,573,644	67,573,644	1,116,595	68,690,239	1,116,595	68,690,239
53 8340 MEDICAID ICF MR PR YR	1,131,260	0	0	0	0	0	0
53 8358 CAP-MR MEDICAID	6,243	16,520	16,520	0	16,520	0	16,520

TOTAL RECEIPTS	69,299,802	70,179,808	70,179,808	902,274	71,082,082	902,274	71,082,082

NET APPROPRIATION	781,820	3,294,351	3,172,698	150,052	3,322,750	452,394	3,625,092

Fund Detail

14460 DHHS - Div Mental Health/Develop.Disab./Sub.Abuse

1340 Murdoch Center - State

DESCRIPTION (1)	2003-2004 ACTUAL (2)	2004-2005 CERTIFIED (3)	2004-2005 AUTHORIZED (4)	2005-2006 INCR/DECR (5)	2005-2006 TOTAL (6)	2006-2007 INCR/DECR (7)	2006-2007 TOTAL (8)
REQUIREMENTS							
53 1211 SALARIES AND WAGES	43,380,418	46,413,514	46,363,353	0	46,363,353	0	46,363,353
53 1251 SPA-TEACH SALARIES-APPRO	2,041,773	1,921,737	1,921,737	0	1,921,737	0	1,921,737
53 1254 SPA TEACHING SUPPLEMENT	91,149	95,122	95,122	0	95,122	0	95,122
53 1311 REG(N S) TEMP WAGES-APPR	5,322	17,338	17,338	0	17,338	0	17,338
53 1321 CONTR EMPL PER IRS-APPRO	23,243	0	0	0	0	0	0
53 1351 STU TEMP WAGES - APPRO	9,958	52,950	52,950	0	52,950	0	52,950
53 1411 OVERTIME PAY - APPROP	602,255	731,083	731,083	0	731,083	0	731,083
53 1421 HOLIDAY PAY - APPRO	300,671	205,298	205,298	0	205,298	0	205,298
53 1431 SHIFT 10% PREM PAY - APP	2,007,146	980,063	980,063	0	980,063	0	980,063
53 1441 CALLBK/STBY PREM PAY-APP	8,771	30,516	30,516	0	30,516	0	30,516
53 1452 DUAL EMPL. WAGES - REC.	30,664	19,449	19,449	0	19,449	0	19,449
53 1461 EPA&SPA-LONGVTY PAY-APPR	626,352	696,605	696,605	57,137	753,742	53,874	750,479
53 1511 SOCIAL SEC CONTRIB-APPRO	3,657,614	3,923,040	3,919,203	2,882	3,922,085	5,129	3,924,332
53 1521 REG RETIRE CONTRIB-APPRO	1,638,275	2,970,406	2,967,828	2,984	2,970,812	3,235	2,971,063
53 1561 MEDICAL INSURANCE-APPRO	5,079,833	5,721,144	5,721,144	0	5,721,144	0	5,721,144
53 1572 UNEMP COMP PAYMNTS TO ES	30,405	4,531	4,531	0	4,531	0	4,531
53 1590 RESERVES FOR STAFF BENE	6,072	7,857	7,857	0	7,857	0	7,857
53 1625 ST DISABILITY PMT	45,172	0	0	0	0	0	0
53 1627 ST DISABILITY PMT APP	138,012	110,029	110,029	0	110,029	0	110,029
53 1631 WRKER COMP-MED PAYMENTS	590,501	314,579	314,579	0	314,579	0	314,579
53 1642 THERAPEUTIC WAGES	154,809	137,677	137,677	0	137,677	0	137,677
TOTAL PERSONAL SERVICES	60,468,415	64,352,938	64,296,362	63,003	64,359,365	62,238	64,358,600
53 2131 HOSPITAL PROVIDED MED SER	266,630	259,709	259,709	0	259,709	0	259,709
53 2132 OTHER PROVIDED MED SER	646,464	473,195	473,195	0	473,195	0	473,195
53 2170 ADMINISTRATIVE SERVICES	30,981	0	0	0	0	0	0
53 2182 LAUNDRY SER AGREEMENT	149,747	150,661	150,661	0	150,661	0	150,661
53 2185 WASTE REMOVAL/RECY. SERV	62,547	62,900	62,900	0	62,900	0	62,900
53 2191 DUAL EMP PAY TO AGENCY	215,025	6,800	6,800	0	6,800	0	6,800
53 2199 MISC CONTRACTUAL SERVICE	9,445	18,100	18,100	0	18,100	0	18,100
53 2200 UTILITY/ENERGY SERVICES	1,219,044	1,011,027	1,011,027	278,095	1,289,122	309,488	1,320,515
53 2300 REPAIR SERVICES	59,487	78,704	78,704	0	78,704	0	78,704
53 2400 MAINTENANCE AGREEMENTS	10,094	21,078	21,078	0	21,078	0	21,078
53 2500 RENTALS/LEASES	161,829	295,020	295,020	0	295,020	0	295,020
53 2700 TRAVEL & OTHER EMP. EXP.	25,144	69,067	69,067	0	69,067	0	69,067
53 2800 COMMUNICA. & DATA PROC.	281,313	239,056	239,056	51,884	290,940	51,884	290,940
53 2900 OTHER SERVICES	79,960	57,119	57,119	0	57,119	0	57,119
TOTAL PURCHASED SERVICES	3,217,710	2,742,436	2,742,436	329,979	3,072,415	361,372	3,103,808

Fund Detail

14460 DHHS - Div Mental Health/Develop.Disab./Sub.Abuse

1340 Murdoch Center - State

DESCRIPTION (1)	2003-2004 ACTUAL (2)	2004-2005 CERTIFIED (3)	2004-2005 AUTHORIZED (4)	2005-2006 INCR/DECR (5)	2005-2006 TOTAL (6)	2006-2007 INCR/DECR (7)	2006-2007 TOTAL (8)
REQUIREMENTS							
53 3100 GENERAL ADMIN. SUPPLIES	139,533	128,776	128,776	0	128,776	0	128,776
53 3200 FACILITY & HDWE. SUPPLIE	636,056	595,586	595,586	0	595,586	0	595,586
53 3300 VEHICLE/EQUIP. OPER. SUP	121,109	103,808	103,808	12,995	116,803	12,995	116,803
53 3400 FOOD & DIETARY SUPPLIES	1,262,381	1,306,728	1,306,728	182	1,306,910	16,668	1,323,396
53 3500 CLOTHING & RECREAT. SUPP	133,368	161,075	161,075	0	161,075	0	161,075
53 3600 DRUGS/PHARMACEU. SUPP.	2,268,729	2,095,956	2,095,956	175,706	2,271,662	341,911	2,437,867
53 3700 RESEARCH/DEV. & ED. SUPP	63,303	55,174	55,174	13,320	68,494	16,042	71,216
53 3800 PURCHASES FOR RESALE	2,861	0	0	0	0	0	0
53 3900 OTHER MATERIALS & SUPP	100,957	121,328	121,328	0	121,328	0	121,328
TOTAL SUPPLIES	4,728,297	4,568,431	4,568,431	202,203	4,770,634	387,616	4,956,047
53 4500 EQUIPMENT	552,765	576,610	576,610	0	576,610	0	576,610
53 4700 INTANGIBLE ASSETS	7,730	0	0	0	0	0	0
TOTAL PROPERTY, PLANT & EQUIPMT	560,495	576,610	576,610	0	576,610	0	576,610
53 5100 LEGAL, LICENSE & PERM.CO	2,815	0	0	0	0	0	0
53 5800 OTHER ADMIN. EXP.	39,254	40,414	40,414	0	40,414	0	40,414
53 5900 OTHER EXPENSE	518,448	19,398	19,398	0	19,398	0	19,398
TOTAL OTHER EXPENSES & ADJUSTMEN	560,517	59,812	59,812	0	59,812	0	59,812
53 7102 RES. FOR PATH UNIT	0	0	0	487,368	487,368	522,916	522,916
53 7153 RES. RPLC. SPECIAL EQUIP	0	0	0	96,520	96,520	113,791	113,791
TOTAL RESERVES	0	0	0	583,888	583,888	636,707	636,707
53 8010 DEPENDENT CARE-OP TFR	29,307	0	0	0	0	0	0
53 8990 TFR TO SUBSEQUENT FY	15,050	0	0	0	0	0	0
TOTAL INTRAGOVERNMENTAL TRANSACT	44,357	0	0	0	0	0	0
TOTAL REQUIREMENTS	69,579,791	72,300,227	72,243,651	1,179,073	73,422,724	1,447,933	73,691,584

Fund Detail

14460 DHHS - Div Mental Health/Develop.Disab./Sub.Abuse

1340 Murdoch Center - State

DESCRIPTION (1)	2003-2004 ACTUAL (2)	2004-2005 CERTIFIED (3)	2004-2005 AUTHORIZED (4)	2005-2006 INCR/DECR (5)	2005-2006 TOTAL (6)	2006-2007 INCR/DECR (7)	2006-2007 TOTAL (8)
ESTIMATED RECEIPTS							
43 2565 SCHOOL LUNCH PROGRAM	19,340	25,732	25,732	0	25,732	0	25,732
43 4150 FOOD & VENDING SVC	2,591	2,200	2,200	0	2,200	0	2,200
43 4160 PROFESSIONAL SERVICES	11,034	10,750	10,750	0	10,750	0	10,750
43 4200 HOSPITAL & MEDICAL SALES	2,967,981	2,839,268	2,839,268	152,839	2,992,107	152,839	2,992,107
43 4320 SALE OF SURPLUS PROPERTY	7,529	3,500	3,500	2,650	6,150	2,750	6,250
43 4410 RENTAL OF REAL PROPERTY	13,578	22,294	22,294	0	22,294	0	22,294
43 4430 RENTAL PARKING LOTS	2,600	1,500	1,500	0	1,500	0	1,500
43 5600 REGISTRATION FEES	16,015	0	0	0	0	0	0
43 7990 TSR REFUND	335	2,500	2,500	0	2,500	0	2,500
43 7992 PETTY/IMPREST CASH	4,750	4,750	4,750	0	4,750	0	4,750
43 81P1 TRANSFER FROM FUND 1993	220,228	0	0	0	0	0	0
53 8220 REIMB-DUAL EMPLOYEE PAYM	33,443	20,937	20,937	0	20,937	0	20,937
53 8320 REFUND PR YR EXP	145,974	0	0	0	0	0	0
53 8339 MEDICAID - ICF MR CU YR	61,342,805	66,366,437	66,366,437	-301,188	66,065,249	-301,188	66,065,249
53 8340 MEDICAID ICF MR PR YR	1,519,086	0	0	0	0	0	0

TOTAL RECEIPTS	66,307,289	69,299,868	69,299,868	-145,699	69,154,169	-145,599	69,154,269

NET APPROPRIATION	3,272,502	3,000,359	2,943,783	1,324,772	4,268,555	1,593,532	4,537,315

Fund Detail

14460 DHHS - Div Mental Health/Develop.Disab./Sub.Abuse

1350 O'Berry Center - State

DESCRIPTION (1)	2003-2004 ACTUAL (2)	2004-2005 CERTIFIED (3)	2004-2005 AUTHORIZED (4)	2005-2006 INCR/DECR (5)	2005-2006 TOTAL (6)	2006-2007 INCR/DECR (7)	2006-2007 TOTAL (8)
REQUIREMENTS							
53 1211 SALARIES AND WAGES	25,259,007	27,204,679	27,135,202	0	27,135,202	0	27,135,202
53 1251 SPA-TEACH SALARIES-APPRO	1,594,491	1,705,344	1,705,344	0	1,705,344	0	1,705,344
53 1254 SPA TEACHING SUPPLEMENT	75,745	79,839	79,839	0	79,839	0	79,839
53 1311 REG(N S) TEMP WAGES-APPR	1,061,415	432,912	432,912	0	432,912	0	432,912
53 1321 CONTR EMPL PER IRS-APPRO	18,070	26,000	26,000	0	26,000	0	26,000
53 1351 STU TEMP WAGES - APPRO	17,921	30,190	30,190	0	30,190	0	30,190
53 1411 OVERTIME PAY - APPROP	101,883	65,431	65,431	0	65,431	0	65,431
53 1421 HOLIDAY PAY - APPRO	203,534	144,851	144,851	0	144,851	0	144,851
53 1431 SHIFT 10% PREM PAY - APP	807,308	611,039	611,039	0	611,039	0	611,039
53 1441 CALLBK/STBY PREM PAY-APP	39,113	42,188	42,188	0	42,188	0	42,188
53 1452 DUAL EMPL. WAGES - REC.	2,725	0	0	0	0	0	0
53 1461 EPA&SPA-LONGVTY PAY-APPR	356,083	470,943	470,943	-24,074	446,869	9,036	479,979
53 1511 SOCIAL SEC CONTRIB-APPRO	2,207,738	2,357,225	2,351,911	-1,841	2,350,070	1,023	2,352,934
53 1512 SOCIAL SECURITY-RECEIPT	208	0	0	0	0	0	0
53 1513 SOCIAL SEC CONTRIB-UNDES	97	0	0	0	0	0	0
53 1521 REG RETIRE CONTRIB-APPRO	964,571	1,763,358	1,759,665	-1,746	1,757,919	405	1,760,070
53 1561 MEDICAL INSURANCE-APPRO	3,105,008	3,462,888	3,462,888	593	3,463,481	593	3,463,481
53 1572 UNEMP COMP PAYMNTS TO ES	14,522	18,933	18,933	0	18,933	0	18,933
53 1627 ST DISABILITY PMT APP	116,284	125,409	125,409	0	125,409	0	125,409
53 1631 WRKER COMP-MED PAYMENTS	147,399	251,109	251,109	0	251,109	0	251,109
53 1632 WRKER COMP-TEMP DIS PAYM	198,253	127,225	127,225	0	127,225	0	127,225
53 1633 WRKER COMP-PERM DIS PAYM	107,758	126,618	126,618	0	126,618	0	126,618
53 1639 OTHER WRKR COMP COST	26,824	0	0	0	0	0	0
53 1642 THERAPEUTIC WAGES	85,000	88,000	88,000	0	88,000	0	88,000
TOTAL PERSONAL SERVICES	36,510,957	39,134,181	39,055,697	-27,068	39,028,629	11,057	39,066,754
53 2131 HOSPITAL PROVIDED MED SER	59,245	67,916	67,916	0	67,916	0	67,916
53 2132 OTHER PROVIDED MED SER	267,509	118,533	118,533	0	118,533	0	118,533
53 2170 ADMINISTRATIVE SERVICES	51,754	0	0	0	0	0	0
53 2182 LAUNDRY SER AGREEMENT	1,905	1,468	1,468	0	1,468	0	1,468
53 2185 WASTE REMOVAL/RECY. SERV	21,742	19,754	19,754	0	19,754	0	19,754
53 2187 PEST CONTROL AGREEMENT	14,050	10,200	10,200	0	10,200	0	10,200
53 2188 LAWNS & GROUNDS SERVICES	39,950	39,950	39,950	0	39,950	0	39,950
53 2191 DUAL EMP PAY TO AGENCY	1,292	6,424	6,424	0	6,424	0	6,424
53 2199 MISC CONTRACTUAL SERVICE	53,445	45,284	45,284	0	45,284	0	45,284
53 2200 UTILITY/ENERGY SERVICES	939,344	893,423	893,423	84,051	977,474	99,898	993,321
53 2300 REPAIR SERVICES	182,096	93,174	93,174	0	93,174	0	93,174
53 2400 MAINTENANCE AGREEMENTS	30,219	41,222	41,222	0	41,222	0	41,222
53 2500 RENTALS/LEASES	66,392	59,746	59,746	0	59,746	0	59,746
53 2700 TRAVEL & OTHER EMP. EXP.	8,700	39,889	39,889	0	39,889	0	39,889

Fund Detail

14460 DHHS - Div Mental Health/Develop.Disab./Sub.Abuse

1350 O'Berry Center - State

DESCRIPTION (1)	2003-2004 ACTUAL (2)	2004-2005 CERTIFIED (3)	2004-2005 AUTHORIZED (4)	2005-2006 INCR/DECR (5)	2005-2006 TOTAL (6)	2006-2007 INCR/DECR (7)	2006-2007 TOTAL (8)
REQUIREMENTS							
53 2800 COMMUNICA. & DATA PROC.	66,274	116,071	116,071	0	116,071	0	116,071
53 2900 OTHER SERVICES	52,103	52,057	52,057	0	52,057	0	52,057
TOTAL PURCHASED SERVICES	1,856,020	1,605,111	1,605,111	84,051	1,689,162	99,898	1,705,009
53 3100 GENERAL ADMIN. SUPPLIES	75,013	129,750	129,750	0	129,750	0	129,750
53 3200 FACILITY & HDWE. SUPPLIE	404,292	272,787	272,787	0	272,787	0	272,787
53 3300 VEHICLE/EQUIP. OPER. SUP	49,565	69,338	69,338	0	69,338	0	69,338
53 3400 FOOD & DIETARY SUPPLIES	602,727	689,466	689,466	0	689,466	0	689,466
53 3500 CLOTHING & RECREAT. SUPP	64,852	79,978	79,978	0	79,978	0	79,978
53 3600 DRUGS/PHARMACEU. SUPP.	1,085,915	1,066,433	1,066,433	122,349	1,188,782	213,656	1,280,089
53 3700 RESEARCH/DEV. & ED. SUPP	25,897	11,968	11,968	16,053	28,021	17,166	29,134
53 3900 OTHER MATERIALS & SUPP	148,640	181,901	181,901	0	181,901	0	181,901
TOTAL SUPPLIES	2,456,901	2,501,621	2,501,621	138,402	2,640,023	230,822	2,732,443
53 4500 EQUIPMENT	322,029	331,901	331,901	7,714	339,615	9,778	341,679
53 4700 INTANGIBLE ASSETS	11,199	20,000	20,000	0	20,000	0	20,000
TOTAL PROPERTY, PLANT & EQUIPMT	333,228	351,901	351,901	7,714	359,615	9,778	361,679
53 5100 LEGAL, LICENSE & PERM.CO	1,179	370	370	0	370	0	370
53 5800 OTHER ADMIN. EXP.	32,012	25,982	25,982	0	25,982	0	25,982
53 5900 OTHER EXPENSE	56,264	9,045	9,045	0	9,045	0	9,045
TOTAL OTHER EXPENSES & ADJUSTMEN	89,455	35,397	35,397	0	35,397	0	35,397
53 7153 RES. RPLC. SPECIAL EQUIP	0	0	0	152,181	152,181	213,765	213,765
TOTAL RESERVES	0	0	0	152,181	152,181	213,765	213,765
53 8010 DEPENDENT CARE-OP TFR	11,529	0	0	0	0	0	0
53 8990 TFR TO SUBSEQUENT FY	15,050	0	0	0	0	0	0
TOTAL INTRAGOVERNMENTAL TRANSACT	26,579	0	0	0	0	0	0

Fund Detail

14460 DHHS - Div Mental Health/Develop.Disab./Sub.Abuse

1350 O'Berry Center - State

DESCRIPTION (1)	2003-2004 ACTUAL (2)	2004-2005 CERTIFIED (3)	2004-2005 AUTHORIZED (4)	2005-2006 INCR/DECR (5)	2005-2006 TOTAL (6)	2006-2007 INCR/DECR (7)	2006-2007 TOTAL (8)
<hr/>							
TOTAL REQUIREMENTS	41,273,140	43,628,211	43,549,727	355,280	43,905,007	565,320	44,115,047
<hr/>							
ESTIMATED RECEIPTS							
<hr/>							
43 4131 TELEPHONE/TELECOM SVC	70	1,150	1,150	0	1,150	0	1,150
43 4190 OTHER SALES & SERVICES	1,135	100	100	1,398	1,498	1,398	1,498
43 4200 HOSPITAL & MEDICAL SALES	1,421,270	1,415,981	1,415,981	6,280	1,422,261	6,280	1,422,261
43 4320 SALE OF SURPLUS PROPERTY	10,697	7,000	7,000	0	7,000	0	7,000
43 4390 OTH SALES OF GDS OR PUBL	1,647	30,000	30,000	0	30,000	0	30,000
43 7113 INSURANCE RECOVERIES	522	0	0	0	0	0	0
43 7992 PETTY/IMPREST CASH	4,000	4,000	4,000	0	4,000	0	4,000
43 81P1 TRANSFER FROM FUND 1993	52,331	0	0	0	0	0	0
53 8220 REIMB-DUAL EMPLOYEE PAYM	2,934	0	0	0	0	0	0
53 8318 REIMB-AUTOMOTIVE	1,312	3,298	3,298	0	3,298	0	3,298
53 8320 REFUND PR YR EXP	22,606	0	0	0	0	0	0
53 8339 MEDICAID - ICF MR CU YR	41,086,618	42,040,194	42,040,194	-445,510	41,594,684	-445,510	41,594,684
53 8358 CAP-MR MEDICAID	19,175	0	0	0	0	0	0
<hr/>							
TOTAL RECEIPTS	42,624,317	43,501,723	43,501,723	-437,832	43,063,891	-437,832	43,063,891
<hr/>							
NET APPROPRIATION	-1,351,177	126,488	48,004	793,112	841,116	1,003,152	1,051,156

Fund Detail

14460 DHHS - Div Mental Health/Develop.Disab./Sub.Abuse

1360 J. Iverson Riddle Center - State

DESCRIPTION (1)	2003-2004 ACTUAL (2)	2004-2005 CERTIFIED (3)	2004-2005 AUTHORIZED (4)	2005-2006 INCR/DECR (5)	2005-2006 TOTAL (6)	2006-2007 INCR/DECR (7)	2006-2007 TOTAL (8)
REQUIREMENTS							
53 1211 SALARIES AND WAGES	25,798,813	27,708,645	27,643,114	0	27,643,114	0	27,643,114
53 1251 SPA-TEACH SALARIES-APPRO	1,538,711	1,591,291	1,591,291	0	1,591,291	0	1,591,291
53 1254 SPA TEACHING SUPPLEMENT	73,711	71,183	71,183	0	71,183	0	71,183
53 1311 REG(N S) TEMP WAGES-APPR	55,531	43,967	43,967	0	43,967	0	43,967
53 1351 STU TEMP WAGES - APPRO	10,733	12,118	12,118	0	12,118	0	12,118
53 1411 OVERTIME PAY - APPROP	172,554	74,429	74,429	0	74,429	0	74,429
53 1421 HOLIDAY PAY - APPRO	149,925	120,991	120,991	0	120,991	0	120,991
53 1431 SHIFT 10% PREM PAY - APP	1,204,393	554,521	554,521	0	554,521	0	554,521
53 1441 CALLBK/STBY PREM PAY-APP	14,576	6,406	6,406	0	6,406	0	6,406
53 1452 DUAL EMPL. WAGES - REC.	4,621	28,000	28,000	0	28,000	0	28,000
53 1461 EPA&SPA-LONGVTY PAY-APPR	399,566	492,469	492,469	-38,590	453,879	-2,380	490,089
53 1511 SOCIAL SEC CONTRIB-APPRO	2,176,472	2,347,980	2,342,966	-3,983	2,338,983	-1,552	2,341,414
53 1512 SOCIAL SECURITY-RECIPT	350	2,000	2,000	0	2,000	0	2,000
53 1521 REG RETIRE CONTRIB-APPRO	963,623	1,780,726	1,777,262	-2,591	1,774,671	-663	1,776,599
53 1561 MEDICAL INSURANCE-APPRO	2,926,717	3,325,608	3,325,608	198	3,325,806	198	3,325,806
53 1572 UNEMP COMP PAYMNTS TO ES	4,633	9,904	9,904	0	9,904	0	9,904
53 1590 RESERVES FOR STAFF BENE	3,036	3,036	3,036	0	3,036	0	3,036
53 1627 ST DISABILITY PMT APP	90,956	109,503	109,503	0	109,503	0	109,503
53 1631 WRKER COMP-MED PAYMENTS	300,479	199,372	199,372	0	199,372	0	199,372
53 1632 WRKER COMP-TEMP DIS PAYM	121,048	68,261	68,261	0	68,261	0	68,261
53 1633 WRKER COMP-PERM DIS PAYM	76,000	77,175	77,175	0	77,175	0	77,175
53 1639 OTHER WRKR COMP COST	13,745	0	0	0	0	0	0
53 1641 INMATE LABOR	2,846	5,000	5,000	0	5,000	0	5,000
53 1642 THERAPEUTIC WAGES	106,012	110,962	110,962	0	110,962	0	110,962
TOTAL PERSONAL SERVICES	36,209,051	38,743,547	38,669,538	-44,966	38,624,572	-4,397	38,665,141
53 2131 HOSPITAL PROVIDED MED SER	81,207	81,671	81,671	0	81,671	0	81,671
53 2132 OTHER PROVIDED MED SER	188,522	173,846	173,846	0	173,846	0	173,846
53 2150 ACADEMIC SERVICE	20,195	20,000	20,000	0	20,000	0	20,000
53 2170 ADMINISTRATIVE SERVICES	56,007	0	0	0	0	0	0
53 2182 LAUNDRY SER AGREEMENT	298,868	315,833	315,833	0	315,833	0	315,833
53 2185 WASTE REMOVAL/RECY. SERV	47,010	56,902	56,902	0	56,902	0	56,902
53 2187 PEST CONTROL AGREEMENT	12,909	0	0	0	0	0	0
53 2191 DUAL EMP PAY TO AGENCY	6,948	6,975	6,975	0	6,975	0	6,975
53 2199 MISC CONTRACTUAL SERVICE	168,423	201,693	201,693	0	201,693	0	201,693
53 2200 UTILITY/ENERGY SERVICES	837,070	755,352	755,352	151,526	906,878	162,320	917,672
53 2300 REPAIR SERVICES	37,555	33,816	33,816	0	33,816	0	33,816
53 2400 MAINTENANCE AGREEMENTS	33,250	46,557	46,557	0	46,557	0	46,557
53 2500 RENTALS/LEASES	93,525	250,864	250,864	0	250,864	0	250,864
53 2700 TRAVEL & OTHER EMP. EXP.	48,644	69,330	69,330	0	69,330	0	69,330

Fund Detail

14460 DHHS - Div Mental Health/Develop.Disab./Sub.Abuse

1360 J. Iverson Riddle Center - State

DESCRIPTION (1)	2003-2004 ACTUAL (2)	2004-2005 CERTIFIED (3)	2004-2005 AUTHORIZED (4)	2005-2006 INCR/DECR (5)	2005-2006 TOTAL (6)	2006-2007 INCR/DECR (7)	2006-2007 TOTAL (8)
REQUIREMENTS							
53 2800 COMMUNICA. & DATA PROC.	124,053	158,358	158,358	0	158,358	0	158,358
53 2900 OTHER SERVICES	37,657	73,081	73,081	0	73,081	0	73,081
TOTAL PURCHASED SERVICES	2,091,843	2,244,278	2,244,278	151,526	2,395,804	162,320	2,406,598
53 3100 GENERAL ADMIN. SUPPLIES	186,460	136,011	136,011	0	136,011	0	136,011
53 3200 FACILITY & HDWE. SUPPLIE	321,096	282,195	282,195	0	282,195	0	282,195
53 3300 VEHICLE/EQUIP. OPER. SUP	25,869	18,287	18,287	8,796	27,083	8,796	27,083
53 3400 FOOD & DIETARY SUPPLIES	1,212,558	1,343,862	1,343,862	0	1,343,862	0	1,343,862
53 3500 CLOTHING & RECREAT. SUPP	181,124	175,759	175,759	0	175,759	0	175,759
53 3600 DRUGS/PHARMACEU. SUPP.	1,910,007	1,454,281	1,454,281	410,877	1,865,158	552,466	2,006,747
53 3900 OTHER MATERIALS & SUPP	60,103	46,917	46,917	0	46,917	0	46,917
TOTAL SUPPLIES	3,897,217	3,457,312	3,457,312	419,673	3,876,985	561,262	4,018,574
53 4500 EQUIPMENT	508,739	481,877	481,877	39,722	521,599	76,752	558,629
53 4700 INTANGIBLE ASSETS	26,597	0	0	0	0	0	0
TOTAL PROPERTY, PLANT & EQUIPMT	535,336	481,877	481,877	39,722	521,599	76,752	558,629
53 5100 LEGAL, LICENSE & PERM.CO	3,076	17,048	17,048	0	17,048	0	17,048
53 5800 OTHER ADMIN. EXP.	17,919	17,973	17,973	0	17,973	0	17,973
53 5900 OTHER EXPENSE	585,827	17,671	17,671	0	17,671	0	17,671
TOTAL OTHER EXPENSES & ADJUSTMEN	606,822	52,692	52,692	0	52,692	0	52,692
53 6948 EARLY INTERVENTION - MR	1,511	25,160	25,160	0	25,160	0	25,160
TOTAL AID & PUBLIC ASSISTANCE	1,511	25,160	25,160	0	25,160	0	25,160
53 7153 RES. RPLC. SPECIAL EQUIP	0	0	0	188,302	188,302	185,371	185,371
TOTAL RESERVES	0	0	0	188,302	188,302	185,371	185,371
53 8010 DEPENDENT CARE-OP TFR	9,372	0	0	0	0	0	0
53 8990 TFR TO SUBSEQUENT FY	41,238	0	0	0	0	0	0
TOTAL INTRAGOVERNMENTAL TRANSACT	50,610	0	0	0	0	0	0

Fund Detail

14460 DHHS - Div Mental Health/Develop.Disab./Sub.Abuse

1360 J. Iverson Riddle Center - State

DESCRIPTION (1)	2003-2004 ACTUAL (2)	2004-2005 CERTIFIED (3)	2004-2005 AUTHORIZED (4)	2005-2006 INCR/DECR (5)	2005-2006 TOTAL (6)	2006-2007 INCR/DECR (7)	2006-2007 TOTAL (8)
<hr/>							
TOTAL REQUIREMENTS	43,392,390	45,004,866	44,930,857	754,257	45,685,114	981,308	45,912,165
<hr/>							
ESTIMATED RECEIPTS							
<hr/>							
43 2565 SCHOOL LUNCH PROGRAM	10,845	5,124	5,124	0	5,124	0	5,124
43 4131 TELEPHONE/TELECOM SVC	71	150	150	0	150	0	150
43 4133 POSTGE/FRGHT & DELIV SVC	37	0	0	0	0	0	0
43 4134 PRINT, BIND & DUPLIC SVC	406	500	500	0	500	0	500
43 4150 FOOD & VENDING SVC	7,721	8,760	8,760	0	8,760	0	8,760
43 4190 OTHER SALES & SERVICES	1,161	1,384	1,384	-145	1,239	-145	1,239
43 4200 HOSPITAL & MEDICAL SALES	1,855,859	1,974,870	1,974,870	-96,703	1,878,167	-96,703	1,878,167
43 4320 SALE OF SURPLUS PROPERTY	2,153	4,168	4,168	-168	4,000	-168	4,000
43 4390 OTH SALES OF GDS OR PUBL	941	1,414	1,414	0	1,414	0	1,414
43 5600 REGISTRATION FEES	5,505	0	0	0	0	0	0
43 7113 INSURANCE RECOVERIES	18,796	0	0	0	0	0	0
43 7990 TSR REFUND	-70	0	0	0	0	0	0
43 7992 PETTY/IMPREST CASH	10,545	10,545	10,545	0	10,545	0	10,545
43 81C1 TRANS FROM 14430 DPH	277,286	277,286	277,286	0	277,286	0	277,286
43 81P1 TRANSFER FROM FUND 1993	60,006	0	0	0	0	0	0
53 8220 REIMB-DUAL EMPLOYEE PAYM	4,974	30,000	30,000	0	30,000	0	30,000
53 8318 REIMB-AUTOMOTIVE	3,091	0	0	0	0	0	0
53 8320 REFUND PR YR EXP	84,534	0	0	0	0	0	0
53 8339 MEDICAID - ICF MR CU YR	39,549,098	41,639,016	41,639,016	-304,360	41,334,656	-304,360	41,334,656
53 8340 MEDICAID ICF MR PR YR	216,678	0	0	0	0	0	0
53 8358 CAP-MR MEDICAID	9,587	0	0	0	0	0	0
<hr/>							
TOTAL RECEIPTS	42,119,224	43,953,217	43,953,217	-401,376	43,551,841	-401,376	43,551,841
<hr/>							
NET APPROPRIATION	1,273,166	1,051,649	977,640	1,155,633	2,133,273	1,382,684	2,360,324

Fund Detail

14460 DHHS - Div Mental Health/Develop.Disab./Sub.Abuse

1361 J. Iverson Riddle Center - Federal

DESCRIPTION (1)	2003-2004 ACTUAL (2)	2004-2005 CERTIFIED (3)	2004-2005 AUTHORIZED (4)	2005-2006 INCR/DECR (5)	2005-2006 TOTAL (6)	2006-2007 INCR/DECR (7)	2006-2007 TOTAL (8)
REQUIREMENTS							
53 2199 MISC CONTRACTUAL SERVICE	5,274	7,000	7,000	0	7,000	0	7,000
53 2200 UTILITY/ENERGY SERVICES	4,073	5,000	5,000	0	5,000	0	5,000
53 2500 RENTALS/LEASES	15,996	11,000	11,000	0	11,000	0	11,000
53 2700 TRAVEL & OTHER EMP. EXP.	10,851	31,000	31,000	0	31,000	0	31,000
53 2800 COMMUNICA. & DATA PROC.	14,411	15,000	15,000	0	15,000	0	15,000
53 2900 OTHER SERVICES	2,500	4,000	4,000	0	4,000	0	4,000
TOTAL PURCHASED SERVICES	53,105	73,000	73,000	0	73,000	0	73,000
53 3100 GENERAL ADMIN. SUPPLIES	13,927	7,000	7,000	0	7,000	0	7,000
53 3200 FACILITY & HDWE. SUPPLIE	12	0	0	0	0	0	0
53 3400 FOOD & DIETARY SUPPLIES	743	5,000	5,000	0	5,000	0	5,000
53 3500 CLOTHING & RECREAT. SUPP	761	4,000	4,000	0	4,000	0	4,000
53 3600 DRUGS/PHARMACEU. SUPP.	0	2,000	2,000	0	2,000	0	2,000
53 3700 RESEARCH/DEV. & ED. SUPP	4,499	2,000	2,000	0	2,000	0	2,000
53 3900 OTHER MATERIALS & SUPP	6,004	2,000	2,000	0	2,000	0	2,000
TOTAL SUPPLIES	25,946	22,000	22,000	0	22,000	0	22,000
53 4500 EQUIPMENT	13,172	0	0	0	0	0	0
TOTAL PROPERTY, PLANT & EQUIPMT	13,172	0	0	0	0	0	0
53 5800 OTHER ADMIN. EXP.	556	0	0	0	0	0	0
53 5900 OTHER EXPENSE	350	5,000	5,000	0	5,000	0	5,000
TOTAL OTHER EXPENSES & ADJUSTMEN	906	5,000	5,000	0	5,000	0	5,000
53 6948 EARLY INTERVENTION - MR	0	9,840	9,840	0	9,840	0	9,840
TOTAL AID & PUBLIC ASSISTANCE	0	9,840	9,840	0	9,840	0	9,840
TOTAL REQUIREMENTS	93,129	109,840	109,840	0	109,840	0	109,840

Fund Detail

14460 DHHS - Div Mental Health/Develop.Disab./Sub.Abuse

1361 J. Iverson Riddle Center - Federal

DESCRIPTION (1)	2003-2004 ACTUAL (2)	2004-2005 CERTIFIED (3)	2004-2005 AUTHORIZED (4)	2005-2006 INCR/DECR (5)	2005-2006 TOTAL (6)	2006-2007 INCR/DECR (7)	2006-2007 TOTAL (8)
ESTIMATED RECEIPTS							
53 885C EHA GRANT	93,127	109,840	109,840	0	109,840	0	109,840
TOTAL RECEIPTS	93,127	109,840	109,840	0	109,840	0	109,840

NET APPROPRIATION	2	0	0	0	0	0	0

Fund Detail

14460 DHHS - Div Mental Health/Develop.Disab./Sub.Abuse

1390 Program Services - Develop. Disab. - State

DESCRIPTION (1)	2003-2004 ACTUAL (2)	2004-2005 CERTIFIED (3)	2004-2005 AUTHORIZED (4)	2005-2006 INCR/DECR (5)	2005-2006 TOTAL (6)	2006-2007 INCR/DECR (7)	2006-2007 TOTAL (8)
REQUIREMENTS							
53 6905 GROUP HOME FOR MR	147,956	514,124	514,124	0	514,124	0	514,124
53 6908 PRIOR YEAR PAYMENT	112,410	0	0	0	0	0	0
53 6927 APARTMENT LIVING FOR MR	0	19,153	19,153	0	19,153	0	19,153
53 6945 UCR SERVICES-TO CHILDREN	8,661,294	11,564,685	11,564,685	0	11,564,685	0	11,564,685
53 6948 EARLY INTERVENTION - MR	6,599,878	0	0	0	0	0	0
53 6949 UCR SERVICE TO ADULTS	52,873,460	46,668,556	46,668,556	0	46,668,556	0	46,668,556
53 6964 NON-UCR EHA	202,887	0	0	0	0	0	0
53 6968 CONTRACTS - MHDDSAS	288,256	583,511	583,511	0	583,511	0	583,511
53 6974 NON-UCR CHILD	371,497	72,498	72,498	0	72,498	0	72,498
53 6975 NON-UCR ADULT	647,255	854,179	854,179	0	854,179	0	854,179
53 6977 TRAINING	0	17,697	17,697	0	17,697	0	17,697
53 6979 MR/MI	60,085,092	65,009,326	65,009,326	750,000	65,759,326	750,000	65,759,326
53 6989 NON-UCR FIRST IN FAM	1,119,000	1,211,989	1,211,989	0	1,211,989	0	1,211,989
53 6991 GUARDIANSHIP EVAL - MR	426,789	349,789	349,789	0	349,789	0	349,789
53 6992 UNITED CEREBAL PALSY	1,231,082	1,231,082	1,231,082	0	1,231,082	0	1,231,082
53 6993 DD SERVICE FUNDS	881,589	42,182	42,182	0	42,182	0	42,182
53 6994 DD TRAUMATIC BRAIN INJUR	1,181,053	1,320,388	1,320,388	0	1,320,388	0	1,320,388
53 6995 NON-UCR OTHER	4,809,015	2,374,347	2,374,347	0	2,374,347	0	2,374,347
53 6996 CRISIS SERVICES	26,250	24,448	24,448	0	24,448	0	24,448
53 6997 AUTISM SOCIETY OF NC	2,842,964	3,142,960	3,142,960	0	3,142,960	0	3,142,960
TOTAL AID & PUBLIC ASSISTANCE	142,507,727	135,000,914	135,000,914	750,000	135,750,914	750,000	135,750,914
53 81P1 TRF TO B/C 14460 DMH	2,678,491	0	0	0	0	0	0
TOTAL INTRAGOVERNMENTAL TRANSACT	2,678,491	0	0	0	0	0	0
TOTAL REQUIREMENTS	145,186,218	135,000,914	135,000,914	750,000	135,750,914	750,000	135,750,914
ESTIMATED RECEIPTS							
43 81C1 TRANS FROM 14430 DPH	9,565,950	0	0	0	0	0	0
43 819Y FM OSBM MHTF 63007	49,910	0	0	0	0	0	0

Fund Detail

14460 DHHS - Div Mental Health/Develop.Disab./Sub.Abuse

1390 Program Services - Develop. Disab. - State

DESCRIPTION (1)	2003-2004 ACTUAL (2)	2004-2005 CERTIFIED (3)	2004-2005 AUTHORIZED (4)	2005-2006 INCR/DECR (5)	2005-2006 TOTAL (6)	2006-2007 INCR/DECR (7)	2006-2007 TOTAL (8)
<hr style="border-top: 1px dashed black;"/>							
TOTAL RECEIPTS	9,615,860	0	0	0	0	0	0
<hr style="border-top: 1px dashed black;"/>							
NET APPROPRIATION	135,570,358	135,000,914	135,000,914	750,000	135,750,914	750,000	135,750,914

Fund Detail

14460 DHHS - Div Mental Health/Develop.Disab./Sub.Abuse

1391 Program Services - Develop. Disab. - Federal

DESCRIPTION (1)	2003-2004 ACTUAL (2)	2004-2005 CERTIFIED (3)	2004-2005 AUTHORIZED (4)	2005-2006 INCR/DECR (5)	2005-2006 TOTAL (6)	2006-2007 INCR/DECR (7)	2006-2007 TOTAL (8)
REQUIREMENTS							
53 6945 UCR SERVICES-TO CHILDREN	600,521	619,442	619,442	0	619,442	0	619,442
53 6948 EARLY INTERVENTION - MR	5,937,820	0	0	0	0	0	0
53 6949 UCR SERVICE TO ADULTS	5,903,173	5,324,723	5,324,723	0	5,324,723	0	5,324,723
53 6964 NON-UCR EHA	336,059	0	0	0	0	0	0
53 6975 NON-UCR ADULT	0	30,000	30,000	0	30,000	0	30,000
53 6989 NON-UCR FIRST IN FAM	30,000	30,000	30,000	0	30,000	0	30,000
53 6995 NON-UCR OTHER	3,160,263	4,231,537	4,231,537	0	4,231,537	0	4,231,537
TOTAL AID & PUBLIC ASSISTANCE	15,967,836	10,235,702	10,235,702	0	10,235,702	0	10,235,702
TOTAL REQUIREMENTS	15,967,836	10,235,702	10,235,702	0	10,235,702	0	10,235,702
ESTIMATED RECEIPTS							
53 885C EHA GRANT	6,273,877	0	0	0	0	0	0
53 887Q SOCIAL SVCS. BLOCK GRNT	7,270,467	7,261,368	7,261,368	0	7,261,368	0	7,261,368
TOTAL RECEIPTS	13,544,344	7,261,368	7,261,368	0	7,261,368	0	7,261,368
NET APPROPRIATION	2,423,492	2,974,334	2,974,334	0	2,974,334	0	2,974,334

Fund Detail

14460 DHHS - Div Mental Health/Develop.Disab./Sub.Abuse

1420 Julian F. Keith ADATC - State Funds

DESCRIPTION (1)	2003-2004 ACTUAL (2)	2004-2005 CERTIFIED (3)	2004-2005 AUTHORIZED (4)	2005-2006 INCR/DECR (5)	2005-2006 TOTAL (6)	2006-2007 INCR/DECR (7)	2006-2007 TOTAL (8)
REQUIREMENTS							
53 1211 SALARIES AND WAGES	4,593,084	4,656,832	4,656,832	0	4,656,832	0	4,656,832
53 1311 REG(N S) TEMP WAGES-APPR	34,221	0	0	0	0	0	0
53 1351 STU TEMP WAGES - APPRO	3,470	1,500	1,500	0	1,500	0	1,500
53 1411 OVERTIME PAY - APPROP	54,170	4,611	4,611	0	4,611	0	4,611
53 1412 SPA OT-STRAIGHT TIME-REC	3,227	0	0	0	0	0	0
53 1421 HOLIDAY PAY - APPRO	25,978	12,332	12,332	0	12,332	0	12,332
53 1431 SHIFT 10% PREM PAY - APP	196,089	88,311	88,311	0	88,311	0	88,311
53 1441 CALLBK/STBY PREM PAY-APP	16,495	2,233	2,233	0	2,233	0	2,233
53 1452 DUAL EMPL. WAGES - REC.	9,640	0	0	0	0	0	0
53 1461 EPA&SPA-LONGVTY PAY-APPR	54,700	55,835	55,835	13,150	68,985	7,975	63,810
53 1511 SOCIAL SEC CONTRIB-APPRO	357,265	368,743	368,743	1,084	369,827	952	369,695
53 1512 SOCIAL SECURITY-RECEIPT	619	0	0	0	0	0	0
53 1521 REG RETIRE CONTRIB-APPRO	155,897	267,852	267,852	1,098	268,950	640	268,492
53 1522 REG RETIRE CONTRIB-RECPT	110	0	0	0	0	0	0
53 1531 LEO RETIRE CONTRIB-APPRO	19,545	23,138	23,138	-784	22,354	-708	22,430
53 1561 MEDICAL INSURANCE-APPRO	369,376	394,680	394,680	0	394,680	0	394,680
53 1572 UNEMP COMP PAYMNTS TO ES	0	1,974	1,974	0	1,974	0	1,974
53 1627 ST DISABILITY PMT APP	866	12,137	12,137	0	12,137	0	12,137
53 1631 WRKER COMP-MED PAYMENTS	39,178	1,666	1,666	0	1,666	0	1,666
53 1632 WRKER COMP-TEMP DIS PAYM	0	1,149	1,149	0	1,149	0	1,149
53 1642 THERAPEUTIC WAGES	9,534	9,764	9,764	0	9,764	0	9,764
TOTAL PERSONAL SERVICES	5,943,464	5,902,757	5,902,757	14,548	5,917,305	8,859	5,911,616
53 2131 HOSPITAL PROVIDED MED SER	-1,222	24,966	24,966	0	24,966	0	24,966
53 2132 OTHER PROVIDED MED SER	92,099	99,772	99,772	0	99,772	0	99,772
53 2170 ADMINISTRATIVE SERVICES	6,967	4,600	4,600	0	4,600	0	4,600
53 2182 LAUNDRY SER AGREEMENT	5,346	10,434	10,434	0	10,434	0	10,434
53 2185 WASTE REMOVAL/RECY. SERV	7,639	7,699	7,699	0	7,699	0	7,699
53 2187 PEST CONTROL AGREEMENT	1,995	1,348	1,348	0	1,348	0	1,348
53 2191 DUAL EMP PAY TO AGENCY	12,253	0	0	0	0	0	0
53 2199 MISC CONTRACTUAL SERVICE	1,351	0	0	0	0	0	0
53 2200 UTILITY/ENERGY SERVICES	143,345	120,166	120,166	36,256	156,422	39,727	159,893
53 2300 REPAIR SERVICES	13,764	3,940	3,940	0	3,940	0	3,940
53 2400 MAINTENANCE AGREEMENTS	4,303	7,909	7,909	0	7,909	0	7,909
53 2500 RENTALS/LEASES	27,464	17,179	17,179	0	17,179	0	17,179
53 2700 TRAVEL & OTHER EMP. EXP.	6,210	9,062	9,062	0	9,062	0	9,062
53 2800 COMMUNICA. & DATA PROC.	30,779	29,406	29,406	0	29,406	0	29,406
53 2900 OTHER SERVICES	6,113	17,547	17,547	0	17,547	0	17,547
TOTAL PURCHASED SERVICES	358,406	354,028	354,028	36,256	390,284	39,727	393,755

Fund Detail

14460 DHHS - Div Mental Health/Develop.Disab./Sub.Abuse

1420 Julian F. Keith ADATC - State Funds

DESCRIPTION (1)	2003-2004 ACTUAL (2)	2004-2005 CERTIFIED (3)	2004-2005 AUTHORIZED (4)	2005-2006 INCR/DECR (5)	2005-2006 TOTAL (6)	2006-2007 INCR/DECR (7)	2006-2007 TOTAL (8)
REQUIREMENTS							
53 3100 GENERAL ADMIN. SUPPLIES	36,785	38,830	38,830	0	38,830	0	38,830
53 3200 FACILITY & HDWE. SUPPLIE	45,736	25,493	25,493	0	25,493	0	25,493
53 3300 VEHICLE/EQUIP. OPER. SUP	3,628	3,011	3,011	0	3,011	0	3,011
53 3400 FOOD & DIETARY SUPPLIES	484,814	547,574	547,574	0	547,574	0	547,574
53 3500 CLOTHING & RECREAT. SUPP	9,367	13,873	13,873	0	13,873	0	13,873
53 3600 DRUGS/PHARMACEU. SUPP.	279,683	270,549	270,549	36,350	306,899	64,310	334,859
53 3700 RESEARCH/DEV. & ED. SUPP	1,988	0	0	2,151	2,151	2,237	2,237
53 3900 OTHER MATERIALS & SUPP	9,201	6,964	6,964	0	6,964	0	6,964
TOTAL SUPPLIES	871,202	906,294	906,294	38,501	944,795	66,547	972,841
53 4200 BUILDINGS--PURCHASED	4,482	0	0	0	0	0	0
53 4500 EQUIPMENT	28,180	30,577	30,577	18,150	48,727	15,350	45,927
53 4700 INTANGIBLE ASSETS	1,577	0	0	0	0	0	0
TOTAL PROPERTY, PLANT & EQUIPMT	34,239	30,577	30,577	18,150	48,727	15,350	45,927
53 5100 LEGAL, LICENSE & PERM.CO	540	0	0	0	0	0	0
53 5800 OTHER ADMIN. EXP.	5,972	1,514	1,514	0	1,514	0	1,514
53 5900 OTHER EXPENSE	8,379	14,139	14,139	0	14,139	0	14,139
TOTAL OTHER EXPENSES & ADJUSTMEN	14,891	15,653	15,653	0	15,653	0	15,653
53 7153 RES. RPLC. SPECIAL EQUIP	0	0	0	4,500	4,500	9,575	9,575
TOTAL RESERVES	0	0	0	4,500	4,500	9,575	9,575
53 8010 DEPENDENT CARE-OP TFR	2,502	0	0	0	0	0	0
53 81K1 TRANS TO B/C 14445 DMA	4,217,868	0	0	0	0	0	0
53 8990 TFR TO SUBSEQUENT FY	54,840	0	0	0	0	0	0
TOTAL INTRAGOVERNMENTAL TRANSACT	4,275,210	0	0	0	0	0	0
TOTAL REQUIREMENTS	11,497,412	7,209,309	7,209,309	111,955	7,321,264	140,058	7,349,367

Fund Detail

14460 DHHS - Div Mental Health/Develop.Disab./Sub.Abuse

1420 Julian F. Keith ADATC - State Funds

DESCRIPTION (1)	2003-2004 ACTUAL (2)	2004-2005 CERTIFIED (3)	2004-2005 AUTHORIZED (4)	2005-2006 INCR/DECR (5)	2005-2006 TOTAL (6)	2006-2007 INCR/DECR (7)	2006-2007 TOTAL (8)
ESTIMATED RECEIPTS							
43 4200 HOSPITAL & MEDICAL SALES	1,483,421	1,819,665	1,819,665	1,163,665	2,983,330	1,163,665	2,983,330
43 4320 SALE OF SURPLUS PROPERTY	25	0	0	1,800	1,800	100	100
43 4390 OTH SALES OF GDS OR PUBL	7	0	0	0	0	0	0
43 7122 ACCTS REV INTEREST	238	0	0	0	0	0	0
43 7990 TSR REFUND	591	0	0	0	0	0	0
43 7992 PETTY/IMPREST CASH	2,000	2,250	2,250	0	2,250	0	2,250
43 81P1 TRANSFER FROM FUND 1993	67,231	0	0	0	0	0	0
43 813A TRANSFER FROM BC 24401	3,990	0	0	0	0	0	0
53 8220 REIMB-DUAL EMPLOYEE PAYM	10,378	0	0	0	0	0	0
53 8320 REFUND PR YR EXP	11,859	0	0	0	0	0	0
53 8335 MEDICAID - TXIX CU YR	-2,464	1,630	1,630	-1,343	287	-1,343	287
53 8336 MEDICAID TXIX PR YR	2,387	0	0	0	0	0	0
53 8366 MEDICAID DISP SHARE	4,217,868	0	0	0	0	0	0

TOTAL RECEIPTS	5,797,531	1,823,545	1,823,545	1,164,122	2,987,667	1,162,422	2,985,967

NET APPROPRIATION	5,699,881	5,385,764	5,385,764	-1,052,167	4,333,597	-1,022,364	4,363,400

Fund Detail

14460 DHHS - Div Mental Health/Develop.Disab./Sub.Abuse

1421 Julian F. Keith ADATC - Federal/Other Funds

DESCRIPTION (1)	2003-2004 ACTUAL (2)	2004-2005 CERTIFIED (3)	2004-2005 AUTHORIZED (4)	2005-2006 INCR/DECR (5)	2005-2006 TOTAL (6)	2006-2007 INCR/DECR (7)	2006-2007 TOTAL (8)
REQUIREMENTS							
53 1212 SPA-REG SALARIES-REC	363,769	373,913	373,913	0	373,913	0	373,913
53 1412 SPA OT-STRAIGHT TIME-REC	396	0	0	0	0	0	0
53 1422 HOLIDAY PAY - RECEIPTS	1,916	1,800	1,800	0	1,800	0	1,800
53 1432 SHIFT 10% PREM PAY - REC	6,322	7,800	7,800	0	7,800	0	7,800
53 1462 EPA&SPA-LONGVTY PAY-REC	3,654	1,372	1,372	0	1,372	0	1,372
53 1512 SOCIAL SECURITY-RECEIPT	28,400	29,445	29,445	0	29,445	0	29,445
53 1522 REG RETIRE CONTRIB-RECPT	12,792	13,487	13,487	0	13,487	0	13,487
53 1562 MED INS CONTRIB-RECPTS	39,105	31,644	31,644	0	31,644	0	31,644
TOTAL PERSONAL SERVICES	456,354	459,461	459,461	0	459,461	0	459,461
53 2700 TRAVEL & OTHER EMP. EXP.	3,305	12,253	12,253	0	12,253	0	12,253
53 2900 OTHER SERVICES	7,128	0	0	0	0	0	0
TOTAL PURCHASED SERVICES	10,433	12,253	12,253	0	12,253	0	12,253
53 3100 GENERAL ADMIN. SUPPLIES	2,463	0	0	0	0	0	0
53 3500 CLOTHING & RECREAT. SUPP	696	6,018	6,018	0	6,018	0	6,018
53 3600 DRUGS/PHARMACEU. SUPP.	10,478	8,262	8,262	0	8,262	0	8,262
53 3900 OTHER MATERIALS & SUPP	2,738	0	0	0	0	0	0
TOTAL SUPPLIES	16,375	14,280	14,280	0	14,280	0	14,280
53 5900 OTHER EXPENSE	145	0	0	0	0	0	0
TOTAL OTHER EXPENSES & ADJUSTMEN	145	0	0	0	0	0	0
TOTAL REQUIREMENTS	483,307	485,994	485,994	0	485,994	0	485,994
ESTIMATED RECEIPTS							
53 885B SAPT BLOCK GRANT	483,307	485,994	485,994	0	485,994	0	485,994

Fund Detail

14460 DHHS - Div Mental Health/Develop.Disab./Sub.Abuse

1421 Julian F. Keith ADATC - Federal/Other Funds

DESCRIPTION (1)	2003-2004 ACTUAL (2)	2004-2005 CERTIFIED (3)	2004-2005 AUTHORIZED (4)	2005-2006 INCR/DECR (5)	2005-2006 TOTAL (6)	2006-2007 INCR/DECR (7)	2006-2007 TOTAL (8)
TOTAL RECEIPTS	483,307	485,994	485,994	0	485,994	0	485,994

NET APPROPRIATION	0	0	0	0	0	0	0

Fund Detail

14460 DHHS - Div Mental Health/Develop.Disab./Sub.Abuse

1440 Walter B. Jones ADATC - State

DESCRIPTION (1)	2003-2004 ACTUAL (2)	2004-2005 CERTIFIED (3)	2004-2005 AUTHORIZED (4)	2005-2006 INCR/DECR (5)	2005-2006 TOTAL (6)	2006-2007 INCR/DECR (7)	2006-2007 TOTAL (8)
REQUIREMENTS							
53 1211 SALARIES AND WAGES	3,310,584	3,857,970	3,806,247	0	3,806,247	0	3,806,247
53 1212 SPA-REG SALARIES-REC	185,304	254,402	254,402	0	254,402	0	254,402
53 1351 STU TEMP WAGES - APPRO	0	2,000	2,000	0	2,000	0	2,000
53 1411 OVERTIME PAY - APPROP	13,181	20,784	20,784	0	20,784	0	20,784
53 1412 SPA OT-STRAIGHT TIME-REC	0	360	360	0	360	0	360
53 1421 HOLIDAY PAY - APPRO	15,939	13,532	13,532	0	13,532	0	13,532
53 1422 HOLIDAY PAY - RECEIPTS	255	35	35	0	35	0	35
53 1431 SHIFT 10% PREM PAY - APP	136,047	102,410	102,410	0	102,410	0	102,410
53 1461 EPA&SPA-LONGVTY PAY-APPR	35,205	51,039	51,039	408	51,447	2,491	53,530
53 1462 EPA&SPA-LONGVTY PAY-REC	2,492	0	0	0	0	0	0
53 1511 SOCIAL SEC CONTRIB-APPRO	248,269	309,805	305,848	-121	305,727	183	306,031
53 1512 SOCIAL SECURITY-RECEIPT	14,306	19,343	19,343	0	19,343	0	19,343
53 1521 REG RETIRE CONTRIB-APPRO	118,794	233,487	230,502	1,774	232,276	989	231,491
53 1522 REG RETIRE CONTRIB-RECPT	5,500	14,880	14,880	0	14,880	0	14,880
53 1561 MEDICAL INSURANCE-APPRO	284,839	336,336	332,904	0	332,904	0	332,904
53 1562 MED INS CONTRIB-RECPTS	15,430	22,110	22,110	0	22,110	0	22,110
53 1572 UNEMP COMP PAYMNTS TO ES	532	0	0	0	0	0	0
53 1625 ST DISABILITY PMT	3,140	12,170	12,170	0	12,170	0	12,170
53 1627 ST DISABILITY PMT APP	28,821	0	0	0	0	0	0
53 1631 WRKER COMP-MED PAYMENTS	38,527	6,997	6,997	0	6,997	0	6,997
53 1632 WRKER COMP-TEMP DIS PAYM	0	3,006	3,006	0	3,006	0	3,006
TOTAL PERSONAL SERVICES	4,457,165	5,260,666	5,198,569	2,061	5,200,630	3,663	5,202,232
53 2131 HOSPITAL PROVIDED MED SER	0	4,595	4,595	0	4,595	0	4,595
53 2132 OTHER PROVIDED MED SER	116,356	180,898	180,898	0	180,898	0	180,898
53 2170 ADMINISTRATIVE SERVICES	6,459	5,600	5,600	0	5,600	0	5,600
53 2181 FOOD SER AGREEMENT	258,461	263,342	263,342	0	263,342	0	263,342
53 2182 LAUNDRY SER AGREEMENT	8,631	13,585	13,585	0	13,585	0	13,585
53 2185 WASTE REMOVAL/RECY. SERV	11,713	8,500	8,500	0	8,500	0	8,500
53 2186 SECURITY SERVICE AGREE	35,678	44,000	44,000	0	44,000	0	44,000
53 2187 PEST CONTROL AGREEMENT	1,060	0	0	0	0	0	0
53 2199 MISC CONTRACTUAL SERVICE	157,154	106,949	106,949	0	106,949	0	106,949
53 2200 UTILITY/ENERGY SERVICES	145,799	143,045	143,045	10,775	153,820	14,916	157,961
53 2300 REPAIR SERVICES	30,092	27,464	27,464	0	27,464	0	27,464
53 2400 MAINTENANCE AGREEMENTS	13,329	15,572	15,572	0	15,572	0	15,572
53 2500 RENTALS/LEASES	64	0	0	0	0	0	0
53 2700 TRAVEL & OTHER EMP. EXP.	14,814	22,135	22,135	14	22,149	0	22,135
53 2800 COMMUNICA. & DATA PROC.	16,908	18,610	18,610	0	18,610	0	18,610
53 2900 OTHER SERVICES	5,458	8,370	8,370	0	8,370	0	8,370
TOTAL PURCHASED SERVICES	821,976	862,665	862,665	10,789	873,454	14,916	877,581

Fund Detail

14460 DHHS - Div Mental Health/Develop.Disab./Sub.Abuse

1440 Walter B. Jones ADATC - State

DESCRIPTION (1)	2003-2004 ACTUAL (2)	2004-2005 CERTIFIED (3)	2004-2005 AUTHORIZED (4)	2005-2006 INCR/DECR (5)	2005-2006 TOTAL (6)	2006-2007 INCR/DECR (7)	2006-2007 TOTAL (8)
REQUIREMENTS							
53 3100 GENERAL ADMIN. SUPPLIES	35,527	37,393	37,393	0	37,393	0	37,393
53 3200 FACILITY & HDWE. SUPPLIE	28,918	24,888	24,888	0	24,888	0	24,888
53 3300 VEHICLE/EQUIP. OPER. SUP	1,655	0	0	422	422	422	422
53 3400 FOOD & DIETARY SUPPLIES	2,701	9,746	9,746	0	9,746	0	9,746
53 3500 CLOTHING & RECREAT. SUPP	4,228	5,927	5,927	0	5,927	0	5,927
53 3600 DRUGS/PHARMACEU. SUPP.	259,605	259,011	259,011	46,049	305,060	71,388	330,399
53 3700 RESEARCH/DEV. & ED. SUPP	1,911	2,166	2,166	0	2,166	0	2,166
53 3900 OTHER MATERIALS & SUPP	459	2,475	2,475	0	2,475	0	2,475
TOTAL SUPPLIES	335,004	341,606	341,606	46,471	388,077	71,810	413,416
53 4400 OTHER STRUCT. & IMPROV.	15,377	0	0	0	0	0	0
53 4500 EQUIPMENT	52,612	21,766	21,766	4,706	26,472	2,294	24,060
53 4700 INTANGIBLE ASSETS	13,488	0	0	0	0	0	0
TOTAL PROPERTY, PLANT & EQUIPMT	81,477	21,766	21,766	4,706	26,472	2,294	24,060
53 5100 LEGAL, LICENSE & PERM.CO	300	425	425	0	425	0	425
53 5800 OTHER ADMIN. EXP.	722	1,242	1,242	0	1,242	0	1,242
53 5900 OTHER EXPENSE	23,547	10,442	10,442	0	10,442	0	10,442
TOTAL OTHER EXPENSES & ADJUSTMEN	24,569	12,109	12,109	0	12,109	0	12,109
53 7153 RES. RPLC. SPECIAL EQUIP	0	0	0	10,401	10,401	12,432	12,432
TOTAL RESERVES	0	0	0	10,401	10,401	12,432	12,432
53 8010 DEPENDENT CARE-OP TFR	2,924	0	0	0	0	0	0
53 81K1 TRANS TO B/C 14445 DMA	3,300,290	0	0	0	0	0	0
53 8990 TFR TO SUBSEQUENT FY	65,082	0	0	0	0	0	0
TOTAL INTRAGOVERNMENTAL TRANSACT	3,368,296	0	0	0	0	0	0
TOTAL REQUIREMENTS	9,088,487	6,498,812	6,436,715	74,428	6,511,143	105,115	6,541,830

Fund Detail

14460 DHHS - Div Mental Health/Develop.Disab./Sub.Abuse

1440 Walter B. Jones ADATC - State

DESCRIPTION (1)	2003-2004 ACTUAL (2)	2004-2005 CERTIFIED (3)	2004-2005 AUTHORIZED (4)	2005-2006 INCR/DECR (5)	2005-2006 TOTAL (6)	2006-2007 INCR/DECR (7)	2006-2007 TOTAL (8)
ESTIMATED RECEIPTS							
43 4200 HOSPITAL & MEDICAL SALES	557,860	343,580	343,580	147,970	491,550	147,970	491,550
43 4320 SALE OF SURPLUS PROPERTY	726	2,751	2,751	75	2,826	0	2,751
43 4390 OTH SALES OF GDS OR PUBL	109	312	312	0	312	0	312
43 7122 ACCTS REV INTEREST	2	0	0	0	0	0	0
43 7990 TSR REFUND	1,590	2,326	2,326	0	2,326	0	2,326
43 7992 PETTY/IMPREST CASH	2,000	2,000	2,000	0	2,000	0	2,000
43 7994 RETURNED CHECK FEE	25	0	0	0	0	0	0
43 81P1 TRANSFER FROM FUND 1993	101,238	0	0	0	0	0	0
53 8335 MEDICAID - TXIX CU YR	0	17,405	17,405	-11,119	6,286	-11,119	6,286
53 8366 MEDICAID DISP SHARE	3,300,290	0	0	0	0	0	0
53 885B SAPT BLOCK GRANT	312,060	348,000	348,000	0	348,000	0	348,000

TOTAL RECEIPTS	4,275,900	716,374	716,374	136,926	853,300	136,851	853,225

NET APPROPRIATION	4,812,587	5,782,438	5,720,341	-62,498	5,657,843	-31,736	5,688,605

Fund Detail

14460 DHHS - Div Mental Health/Develop.Disab./Sub.Abuse

1441 Walter B. Jones ADATC - Federal

DESCRIPTION (1)	2003-2004 ACTUAL (2)	2004-2005 CERTIFIED (3)	2004-2005 AUTHORIZED (4)	2005-2006 INCR/DECR (5)	2005-2006 TOTAL (6)	2006-2007 INCR/DECR (7)	2006-2007 TOTAL (8)
REQUIREMENTS							
53 1212 SPA-REG SALARIES-REC	220,988	321,974	321,974	0	321,974	0	321,974
53 1422 HOLIDAY PAY - RECEIPTS	99	0	0	0	0	0	0
53 1432 SHIFT 10% PREM PAY - REC	315	0	0	0	0	0	0
53 1462 EPA&SPA-LONGVTY PAY-REC	542	0	0	0	0	0	0
53 1512 SOCIAL SECURITY-RECEIPT	16,834	23,744	23,744	0	23,744	0	23,744
53 1522 REG RETIRE CONTRIB-RECPT	7,591	29,436	29,436	0	29,436	0	29,436
53 1562 MED INS CONTRIB-RECPTS	20,612	16,664	16,664	0	16,664	0	16,664
TOTAL PERSONAL SERVICES	266,981	391,818	391,818	0	391,818	0	391,818
53 2132 OTHER PROVIDED MED SER	5,950	0	0	0	0	0	0
53 2199 MISC CONTRACTUAL SERVICE	64,981	31,635	31,635	0	31,635	0	31,635
53 2200 UTILITY/ENERGY SERVICES	0	1,523	1,523	0	1,523	0	1,523
53 2700 TRAVEL & OTHER EMP. EXP.	3,000	5,148	5,148	0	5,148	0	5,148
53 2900 OTHER SERVICES	7,325	12,500	12,500	0	12,500	0	12,500
TOTAL PURCHASED SERVICES	81,256	50,806	50,806	0	50,806	0	50,806
53 3100 GENERAL ADMIN. SUPPLIES	2,125	8,529	8,529	0	8,529	0	8,529
53 3500 CLOTHING & RECREAT. SUPP	0	5,874	5,874	0	5,874	0	5,874
53 3600 DRUGS/PHARMACEU. SUPP.	10,500	10,668	10,668	0	10,668	0	10,668
TOTAL SUPPLIES	12,625	25,071	25,071	0	25,071	0	25,071
53 4500 EQUIPMENT	594	0	0	0	0	0	0
TOTAL PROPERTY, PLANT & EQUIPMT	594	0	0	0	0	0	0
53 5900 OTHER EXPENSE	3,247	786	786	0	786	0	786
TOTAL OTHER EXPENSES & ADJUSTMEN	3,247	786	786	0	786	0	786
TOTAL REQUIREMENTS	364,703	468,481	468,481	0	468,481	0	468,481

Fund Detail

14460 DHHS - Div Mental Health/Develop.Disab./Sub.Abuse

1441 Walter B. Jones ADATC - Federal

DESCRIPTION (1)	2003-2004 ACTUAL (2)	2004-2005 CERTIFIED (3)	2004-2005 AUTHORIZED (4)	2005-2006 INCR/DECR (5)	2005-2006 TOTAL (6)	2006-2007 INCR/DECR (7)	2006-2007 TOTAL (8)
ESTIMATED RECEIPTS							
43 2274 PITT COUNTY MENTAL HEALT	0	85,000	85,000	0	85,000	0	85,000
53 885B SAPT BLOCK GRANT	364,703	383,481	383,481	0	383,481	0	383,481
TOTAL RECEIPTS	364,703	468,481	468,481	0	468,481	0	468,481
NET APPROPRIATION	0	0	0	0	0	0	0

Fund Detail

14460 DHHS - Div Mental Health/Develop.Disab./Sub.Abuse

1490 Program Services - Substance Abuse - State

DESCRIPTION (1)	2003-2004 ACTUAL (2)	2004-2005 CERTIFIED (3)	2004-2005 AUTHORIZED (4)	2005-2006 INCR/DECR (5)	2005-2006 TOTAL (6)	2006-2007 INCR/DECR (7)	2006-2007 TOTAL (8)
REQUIREMENTS							
53 6890 OTHER EDUCATIONAL AWARDS	0	12,800	12,800	0	12,800	0	12,800
53 6906 COMM ALCOHOLISM PROG.	25,391	33,167	33,167	0	33,167	0	33,167
53 6945 UCR SERVICES-TO CHILDREN	1,586,460	2,400,405	2,400,405	0	2,400,405	0	2,400,405
53 6949 UCR SERVICE TO ADULTS	18,621,953	17,532,243	17,460,333	500,000	17,960,333	500,000	17,960,333
53 6966 NON-UCR WOMEN'S TRMT.	1,069,838	639,949	639,949	0	639,949	0	639,949
53 6968 CONTRACTS - MHDDSAS	377,817	839,000	839,000	0	839,000	0	839,000
53 6969 NON UCR MAJORS	820,671	1,060,044	1,060,044	0	1,060,044	0	1,060,044
53 6974 NON-UCR CHILD	242,063	390,632	390,632	0	390,632	0	390,632
53 6975 NON-UCR ADULT	658,475	1,539,455	1,539,455	0	1,539,455	0	1,539,455
53 6976 WOMEN'S ALT. TRMT.	2,586,145	2,568,082	2,568,082	0	2,568,082	0	2,568,082
53 6977 TRAINING	0	30,000	30,000	0	30,000	0	30,000
53 6990 TXT ACCT SAFE COMMUNITY	3,033,039	2,873,398	2,873,398	0	2,873,398	0	2,873,398
53 6995 NON-UCR OTHER	961,141	70,000	70,000	0	70,000	0	70,000
53 6996 CRISIS SERVICES	53,340	45,675	45,675	0	45,675	0	45,675
TOTAL AID & PUBLIC ASSISTANCE	30,036,333	30,034,850	29,962,940	500,000	30,462,940	500,000	30,462,940
53 81P1 TRF TO B/C 14460 DMH	264,075	0	0	0	0	0	0
TOTAL INTRAGOVERNMENTAL TRANSACT	264,075	0	0	0	0	0	0
TOTAL REQUIREMENTS	30,300,408	30,034,850	29,962,940	500,000	30,462,940	500,000	30,462,940
ESTIMATED RECEIPTS							
43 2305 10% MIXED BEVERAGE TAX	1,006,360	712,638	712,638	0	712,638	0	712,638
43 819Y FM OSBM MHTF 63007	892,257	0	0	0	0	0	0
TOTAL RECEIPTS	1,898,617	712,638	712,638	0	712,638	0	712,638
NET APPROPRIATION	28,401,791	29,322,212	29,250,302	500,000	29,750,302	500,000	29,750,302

Fund Detail

14460 DHHS - Div Mental Health/Develop.Disab./Sub.Abuse

1491 Program Services - Substance Abuse - Federal

DESCRIPTION (1)	2003-2004 ACTUAL (2)	2004-2005 CERTIFIED (3)	2004-2005 AUTHORIZED (4)	2005-2006 INCR/DECR (5)	2005-2006 TOTAL (6)	2006-2007 INCR/DECR (7)	2006-2007 TOTAL (8)
REQUIREMENTS							
53 6911 UCR CHILD SA PREVENTION	118,004	5,885,011	5,885,011	0	5,885,011	0	5,885,011
53 6913 UCR HIV	828,095	828,095	828,095	0	828,095	0	828,095
53 6914 NON-UCR HIV	266,023	266,023	266,023	0	266,023	0	266,023
53 6915 NON-UCR CHILD SA PREVENT	3,673,659	0	0	0	0	0	0
53 6945 UCR SERVICES-TO CHILDREN	2,065,654	2,376,821	2,376,821	0	2,376,821	0	2,376,821
53 6949 UCR SERVICE TO ADULTS	7,110,798	5,656,260	5,656,260	0	5,656,260	0	5,656,260
53 6952 SVC TO IV DRUG ABUSERS	2,731,941	2,743,013	2,743,013	0	2,743,013	0	2,743,013
53 6962 IV DRUG SER. NON-UCR	424,035	457,350	457,350	0	457,350	0	457,350
53 6963 NON-UCR SAFE-DRUGFREE SC	734,727	117,936	117,936	0	117,936	0	117,936
53 6965 GOV.20% SAFE-DRUGFREE SC	353,080	1,250,730	1,250,730	0	1,250,730	0	1,250,730
53 6966 NON-UCR WOMEN'S TRMT.	4,202,084	4,845,565	4,845,565	0	4,845,565	0	4,845,565
53 6968 CONTRACTS - MHDDSAS	428,714	0	0	0	0	0	0
53 6969 NON UCR MAJORS	1,238,967	0	0	0	0	0	0
53 6970 UCR MAJORS	0	1,464,050	1,464,050	0	1,464,050	0	1,464,050
53 6974 NON-UCR CHILD	1,077,700	1,755,019	1,755,019	0	1,755,019	0	1,755,019
53 6975 NON-UCR ADULT	2,492,322	5,606,828	5,606,828	0	5,606,828	0	5,606,828
53 6976 WOMEN'S ALT. TRMT.	2,673,399	4,207,989	4,207,989	0	4,207,989	0	4,207,989
53 6977 TRAINING	64,133	69,987	69,987	0	69,987	0	69,987
53 6986 FOCUS ON FAMILIES	556,865	525,000	525,000	0	525,000	0	525,000
53 6990 TXT ACCT SAFE COMMUNITY	2,048,521	3,681,572	3,681,572	0	3,681,572	0	3,681,572
53 6995 NON-UCR OTHER	0	1,033,433	1,033,433	0	1,033,433	0	1,033,433
TOTAL AID & PUBLIC ASSISTANCE	33,088,721	42,770,682	42,770,682	0	42,770,682	0	42,770,682
TOTAL REQUIREMENTS	33,088,721	42,770,682	42,770,682	0	42,770,682	0	42,770,682
ESTIMATED RECEIPTS							
43 81P1 TRANSFER FROM FUND 1993	264,075	0	0	0	0	0	0
53 8335 MEDICAID - TXIX CU YR	971,195	1,225,000	1,225,000	0	1,225,000	0	1,225,000
53 885B SAPT BLOCK GRANT	28,699,590	40,088,951	40,088,951	0	40,088,951	0	40,088,951
53 885E GOVERNOR'S 30% FFY 1996	1,087,806	1,368,666	1,368,666	0	1,368,666	0	1,368,666
53 887Q SOCIAL SVCS. BLOCK GRNT	66,049	88,065	88,065	0	88,065	0	88,065
53 888K TANF	2,000,000	0	0	0	0	0	0

Fund Detail

14460 DHHS - Div Mental Health/Develop.Disab./Sub.Abuse

1491 Program Services - Substance Abuse - Federal

DESCRIPTION (1)	2003-2004 ACTUAL (2)	2004-2005 CERTIFIED (3)	2004-2005 AUTHORIZED (4)	2005-2006 INCR/DECR (5)	2005-2006 TOTAL (6)	2006-2007 INCR/DECR (7)	2006-2007 TOTAL (8)

TOTAL RECEIPTS	33,088,715	42,770,682	42,770,682	0	42,770,682	0	42,770,682

NET APPROPRIATION	6	0	0	0	0	0	0

Fund Detail

14460 DHHS - Div Mental Health/Develop.Disab./Sub.Abuse

1510 Western Regional Maintenance

DESCRIPTION (1)	2003-2004 ACTUAL (2)	2004-2005 CERTIFIED (3)	2004-2005 AUTHORIZED (4)	2005-2006 INCR/DECR (5)	2005-2006 TOTAL (6)	2006-2007 INCR/DECR (7)	2006-2007 TOTAL (8)
REQUIREMENTS							
53 1211 SALARIES AND WAGES	2,854,659	3,310,487	3,310,487	0	3,310,487	0	3,310,487
53 1411 OVERTIME PAY - APPROP	48,610	700	700	0	700	0	700
53 1421 HOLIDAY PAY - APPRO	4,401	4,315	4,315	0	4,315	0	4,315
53 1431 SHIFT 10% PREM PAY - APP	13,900	18,300	18,300	0	18,300	0	18,300
53 1441 CALLBK/STBY PREM PAY-APP	33,278	9,218	9,218	0	9,218	0	9,218
53 1461 EPA&SPA-LONGVTY PAY-APPR	49,502	49,329	49,329	12,864	62,193	8,463	57,792
53 1511 SOCIAL SEC CONTRIB-APPRO	224,812	259,516	259,516	983	260,499	956	260,472
53 1521 REG RETIRE CONTRIB-APPRO	103,173	197,266	197,266	747	198,013	533	197,799
53 1561 MEDICAL INSURANCE-APPRO	307,414	374,088	374,088	198	374,286	198	374,286
53 1631 WRKER COMP-MED PAYMENTS	52,437	500	500	0	500	0	500
53 1632 WRKER COMP-TEMP DIS PAYM	4,131	0	0	0	0	0	0
53 1639 OTHER WRKR COMP COST	1,733	0	0	0	0	0	0
53 1641 INMATE LABOR	1,056	750	750	0	750	0	750
TOTAL PERSONAL SERVICES	3,699,106	4,224,469	4,224,469	14,792	4,239,261	10,150	4,234,619
53 2131 HOSPITAL PROVIDED MED SER	0	1,200	1,200	0	1,200	0	1,200
53 2170 ADMINISTRATIVE SERVICES	385	0	0	0	0	0	0
53 2184 JANITORIAL SER AGREEMENT	1,431	0	0	0	0	0	0
53 2185 WASTE REMOVAL/RECY. SERV	15,822	3,000	3,000	0	3,000	0	3,000
53 2200 UTILITY/ENERGY SERVICES	643	0	0	682	682	703	703
53 2300 REPAIR SERVICES	114,646	79,427	65,427	0	65,427	0	65,427
53 2400 MAINTENANCE AGREEMENTS	92,905	61,960	61,960	24,300	86,260	24,300	86,260
53 2500 RENTALS/LEASES	1,493	1,021	1,021	0	1,021	0	1,021
53 2700 TRAVEL & OTHER EMP. EXP.	536	163	163	4	167	0	163
53 2800 COMMUNICA. & DATA PROC.	8,797	2,614	2,614	0	2,614	0	2,614
53 2900 OTHER SERVICES	15,931	13,900	13,900	0	13,900	0	13,900
TOTAL PURCHASED SERVICES	252,589	163,285	149,285	24,986	174,271	25,003	174,288
53 3100 GENERAL ADMIN. SUPPLIES	13,090	6,200	6,200	0	6,200	0	6,200
53 3200 FACILITY & HDWE. SUPPLIE	692,626	544,945	562,395	0	562,395	0	562,395
53 3300 VEHICLE/EQUIP. OPER. SUP	204,988	195,742	199,742	0	199,742	0	199,742
53 3400 FOOD & DIETARY SUPPLIES	36	2,000	0	0	0	0	0
53 3500 CLOTHING & RECREAT. SUPP	223	75	75	0	75	0	75
53 3600 DRUGS/PHARMACEU. SUPP.	251	0	0	272	272	282	282
53 3900 OTHER MATERIALS & SUPP	27,295	32,900	27,900	0	27,900	0	27,900
TOTAL SUPPLIES	938,509	781,862	796,312	272	796,584	282	796,594
53 4500 EQUIPMENT	208,709	177,395	177,395	99,307	276,702	167,019	344,414

Fund Detail

14460 DHHS - Div Mental Health/Develop.Disab./Sub.Abuse

1510 Western Regional Maintenance

DESCRIPTION (1)	2003-2004 ACTUAL (2)	2004-2005 CERTIFIED (3)	2004-2005 AUTHORIZED (4)	2005-2006 INCR/DECR (5)	2005-2006 TOTAL (6)	2006-2007 INCR/DECR (7)	2006-2007 TOTAL (8)
REQUIREMENTS							
53 4700 INTANGIBLE ASSETS	11,781	0	0	0	0	0	0
TOTAL PROPERTY, PLANT & EQUIPMT	220,490	177,395	177,395	99,307	276,702	167,019	344,414
53 5100 LEGAL, LICENSE & PERM.CO	4,242	3,725	3,725	0	3,725	0	3,725
53 5800 OTHER ADMIN. EXP.	0	550	100	0	100	0	100
53 5900 OTHER EXPENSE	11,277	6,700	6,700	0	6,700	0	6,700
TOTAL OTHER EXPENSES & ADJUSTMEN	15,519	10,975	10,525	0	10,525	0	10,525
53 7153 RES. RPLC. SPECIAL EQUIP	0	0	0	16,580	16,580	737	737
TOTAL RESERVES	0	0	0	16,580	16,580	737	737
53 8010 DEPENDENT CARE-OP TFR	237	0	0	0	0	0	0
53 8990 TFR TO SUBSEQUENT FY	124,629	0	0	0	0	0	0
TOTAL INTRAGOVERNMENTAL TRANSACT	124,866	0	0	0	0	0	0
TOTAL REQUIREMENTS	5,251,079	5,357,986	5,357,986	155,937	5,513,923	203,191	5,561,177
ESTIMATED RECEIPTS							
43 4320 SALE OF SURPLUS PROPERTY	0	7,132	7,132	12,193	19,325	11,268	18,400
43 4410 RENTAL OF REAL PROPERTY	1,330	5,700	5,700	0	5,700	0	5,700
43 7113 INSURANCE RECOVERIES	636	0	0	0	0	0	0
43 7990 TSR REFUND	1,625	0	0	0	0	0	0
43 81P1 TRANSFER FROM FUND 1993	48,500	0	0	0	0	0	0
53 8305 REIMB - REPAIRS	0	24,249	24,249	0	24,249	0	24,249
53 8306 REIMB - GARBAGE SERVICE	0	960	960	0	960	0	960
53 8317 PROFESSIONAL SERVICES	606	0	0	0	0	0	0
53 8318 REIMB-AUTOMOTIVE	52,655	100,457	100,457	0	100,457	0	100,457
53 8339 MEDICAID - ICF MR CU YR	1,265,641	1,663,014	1,663,014	-65,537	1,597,477	-65,537	1,597,477

Fund Detail

14460 DHHS - Div Mental Health/Develop.Disab./Sub.Abuse

1510 Western Regional Maintenance

DESCRIPTION (1)	2003-2004 ACTUAL (2)	2004-2005 CERTIFIED (3)	2004-2005 AUTHORIZED (4)	2005-2006 INCR/DECR (5)	2005-2006 TOTAL (6)	2006-2007 INCR/DECR (7)	2006-2007 TOTAL (8)
TOTAL RECEIPTS	1,370,993	1,801,512	1,801,512	-53,344	1,748,168	-54,269	1,747,243
NET APPROPRIATION	3,880,086	3,556,474	3,556,474	209,281	3,765,755	257,460	3,813,934

Fund Detail

14460 DHHS - Div Mental Health/Develop.Disab./Sub.Abuse

1520 Central Regional Maintenance

DESCRIPTION (1)	2003-2004 ACTUAL (2)	2004-2005 CERTIFIED (3)	2004-2005 AUTHORIZED (4)	2005-2006 INCR/DECR (5)	2005-2006 TOTAL (6)	2006-2007 INCR/DECR (7)	2006-2007 TOTAL (8)
REQUIREMENTS							
53 1213 SPA - REG SAL - UNDESIGN	0	2,842,085	2,842,085	0	2,842,085	0	2,842,085
53 1452 DUAL EMPL. WAGES - REC.	0	1,136	1,136	0	1,136	0	1,136
53 1463 EPA&SPA-LONGVTY PAY-UNDE	0	54,439	54,439	0	54,439	0	54,439
53 1512 SOCIAL SECURITY-RECEIPT	0	87	87	0	87	0	87
53 1513 SOCIAL SEC CONTRIB-UNDES	0	221,585	221,585	0	221,585	0	221,585
53 1523 REG RETIRE CONTRIB-UNDES	0	168,433	168,433	0	168,433	0	168,433
53 1563 MED.INSUR.-UNDESIGNATED	0	336,336	336,336	0	336,336	0	336,336
53 1627 ST DISABILITY PMT APP	0	2,314	2,314	0	2,314	0	2,314
TOTAL PERSONAL SERVICES	0	3,626,415	3,626,415	0	3,626,415	0	3,626,415
53 2185 WASTE REMOVAL/RECY. SERV	0	73,198	73,198	0	73,198	0	73,198
53 2199 MISC CONTRACTUAL SERVICE	0	25,144	25,144	0	25,144	0	25,144
53 2200 UTILITY/ENERGY SERVICES	0	2,185,317	2,185,317	346,050	2,531,367	356,614	2,541,931
53 2300 REPAIR SERVICES	0	53,927	53,927	0	53,927	0	53,927
53 2400 MAINTENANCE AGREEMENTS	0	40,367	40,367	0	40,367	0	40,367
53 2500 RENTALS/LEASES	0	124	124	0	124	0	124
53 2700 TRAVEL & OTHER EMP. EXP.	0	288	288	16	304	0	288
53 2800 COMMUNICA. & DATA PROC.	0	9,984	9,984	0	9,984	0	9,984
53 2900 OTHER SERVICES	0	16,528	16,528	0	16,528	0	16,528
TOTAL PURCHASED SERVICES	0	2,404,877	2,404,877	346,066	2,750,943	356,614	2,761,491
53 3100 GENERAL ADMIN. SUPPLIES	0	16,898	16,898	0	16,898	0	16,898
53 3200 FACILITY & HDWE. SUPPLIE	0	506,616	506,616	0	506,616	0	506,616
53 3300 VEHICLE/EQUIP. OPER. SUP	0	87,716	87,716	18,408	106,124	18,408	106,124
53 3900 OTHER MATERIALS & SUPP	0	6,662	6,662	0	6,662	0	6,662
TOTAL SUPPLIES	0	617,892	617,892	18,408	636,300	18,408	636,300
53 4500 EQUIPMENT	0	10,005	10,005	122,392	132,397	133,770	143,775
TOTAL PROPERTY, PLANT & EQUIPMT	0	10,005	10,005	122,392	132,397	133,770	143,775
53 5800 OTHER ADMIN. EXP.	0	200	200	0	200	0	200
53 5900 OTHER EXPENSE	0	747	747	0	747	0	747
TOTAL OTHER EXPENSES & ADJUSTMEN	0	947	947	0	947	0	947

Fund Detail

14460 DHHS - Div Mental Health/Develop.Disab./Sub.Abuse

1520 Central Regional Maintenance

DESCRIPTION (1)	2003-2004 ACTUAL (2)	2004-2005 CERTIFIED (3)	2004-2005 AUTHORIZED (4)	2005-2006 INCR/DECR (5)	2005-2006 TOTAL (6)	2006-2007 INCR/DECR (7)	2006-2007 TOTAL (8)

TOTAL REQUIREMENTS	0	6,660,136	6,660,136	486,866	7,147,002	508,792	7,168,928

ESTIMATED RECEIPTS							

43 4140 MAINTENANCE & REPAIR SVC	0	647	647	0	647	0	647
43 4320 SALE OF SURPLUS PROPERTY	0	8,500	8,500	25,750	34,250	1,750	10,250
43 4410 RENTAL OF REAL PROPERTY	0	9,211	9,211	0	9,211	0	9,211
53 8220 REIMB-DUAL EMPLOYEE PAYM	0	1,223	1,223	0	1,223	0	1,223
53 88CB WIC NUTRITION	0	214	214	0	214	0	214
53 881A REHAB SVCS. BASIC SUPP.	0	3,495	3,495	0	3,495	0	3,495
53 883B MEDICARE-FFP	0	72,544	72,544	0	72,544	0	72,544
53 883C CLIA	0	9,110	9,110	0	9,110	0	9,110
53 884B TITLE III SPECIAL PROGRA	0	6,330	6,330	0	6,330	0	6,330
53 884F OMBUDSMAN E-FFP 85%	0	1,307	1,307	0	1,307	0	1,307
53 886A HLTH STAND QUALITY BUREA	0	281,031	281,031	0	281,031	0	281,031
53 886C MEDICAID ADMIN. & TRNG.	0	20,541	20,541	0	20,541	0	20,541
53 887E CHILD SUPPORT ENF.	0	33,740	33,740	0	33,740	0	33,740
53 887F CHILD WELFARE SERVICES	0	3,835	3,835	0	3,835	0	3,835
53 887G CWS FAMILY PRESERVATION	0	11	11	0	11	0	11
53 887J REFUGEE CASH & MED.	0	1,606	1,606	0	1,606	0	1,606
53 887K IV-E FOSTER CARE ASSIST.	0	5,724	5,724	0	5,724	0	5,724
53 887L IV-E ADOPTION ASSISTANCE	0	1,005	1,005	0	1,005	0	1,005
53 887M DISABILITY DETERM.- SSA	0	1,807	1,807	0	1,807	0	1,807
53 887P LOW INC. ENERGY ASSIST.	0	7,146	7,146	0	7,146	0	7,146
53 887Q SOCIAL SVCS. BLOCK GRNT	0	18,098	18,098	0	18,098	0	18,098
53 888B JOB CORP	0	4,142	4,142	0	4,142	0	4,142
53 888C FOOD STAMPS - USDA	0	33,633	33,633	0	33,633	0	33,633
53 889A SEC 110-BASIC SUPP PROG	0	151,500	151,500	0	151,500	0	151,500
53 889B CLIENT ASSISTANCE PROGM	0	8,839	8,839	0	8,839	0	8,839

TOTAL RECEIPTS	0	685,239	685,239	25,750	710,989	1,750	686,989

NET APPROPRIATION	0	5,974,897	5,974,897	461,116	6,436,013	507,042	6,481,939

Fund Detail

14460 DHHS - Div Mental Health/Develop.Disab./Sub.Abuse

1590 General Program Services

DESCRIPTION (1)	2003-2004 ACTUAL (2)	2004-2005 CERTIFIED (3)	2004-2005 AUTHORIZED (4)	2005-2006 INCR/DECR (5)	2005-2006 TOTAL (6)	2006-2007 INCR/DECR (7)	2006-2007 TOTAL (8)
REQUIREMENTS							
53 6908 PRIOR YEAR PAYMENT	5,507,626	0	0	0	0	0	0
53 6968 CONTRACTS - MHDDSAS	220,083	0	0	0	0	0	0
53 6980 LME SYSTEMS MANAGEMENT	0	38,575,456	38,575,456	0	38,575,456	0	38,575,456
53 6995 NON-UCR OTHER	42,937,067	33,910,185	33,910,185	0	33,910,185	0	33,910,185
TOTAL AID & PUBLIC ASSISTANCE	48,664,776	72,485,641	72,485,641	0	72,485,641	0	72,485,641
53 7116 CHILD MH TREATMENT RESER	0	1,552,003	1,552,003	0	1,552,003	0	1,552,003
TOTAL RESERVES	0	1,552,003	1,552,003	0	1,552,003	0	1,552,003
TOTAL REQUIREMENTS	48,664,776	74,037,644	74,037,644	0	74,037,644	0	74,037,644
ESTIMATED RECEIPTS							
43 3110 INT/DIV INC INVST-PROGRM	6,881	0	0	0	0	0	0
43 81P1 TRANSFER FROM FUND 1993	8,296,885	0	0	0	0	0	0
43 819Y FM OSBM MHTF 63007	3,000,649	0	0	0	0	0	0
53 885A COMMUNITY MH BG	0	1,500,000	1,500,000	0	1,500,000	0	1,500,000
53 886C MEDICAID ADMIN. & TRNG.	0	16,799,611	16,799,611	0	16,799,611	0	16,799,611
53 887Q SOCIAL SVCS. BLOCK GRNT	0	402,003	402,003	0	402,003	0	402,003
TOTAL RECEIPTS	11,304,415	18,701,614	18,701,614	0	18,701,614	0	18,701,614
NET APPROPRIATION	37,360,361	55,336,030	55,336,030	0	55,336,030	0	55,336,030

Fund Detail

14460 DHHS - Div Mental Health/Develop.Disab./Sub.Abuse

1810 Revenue Clearing Account

DESCRIPTION (1)	2003-2004 ACTUAL (2)	2004-2005 CERTIFIED (3)	2004-2005 AUTHORIZED (4)	2005-2006 INCR/DECR (5)	2005-2006 TOTAL (6)	2006-2007 INCR/DECR (7)	2006-2007 TOTAL (8)
ESTIMATED RECEIPTS							
43 2518 NC PARENT DRUG PREV CORP	-232,618	0	0	0	0	0	0
43 4150 FOOD & VENDING SVC	-564	0	0	0	0	0	0
43 81C1 TRANS FROM 14430 DPH	-44,009	0	0	0	0	0	0
53 88B5 UNDERAGE DRINKING LAWS	-98,344	0	0	0	0	0	0
53 88CB WIC NUTRITION	-705	0	0	0	0	0	0
53 881A REHAB SVCS. BASIC SUPP.	-101	0	0	0	0	0	0
53 881K NC SYSTEM OF CARE NETWOR	-3,024	0	0	0	0	0	0
53 882K UNDERAGE DRINKING-DISCRE	-98,930	0	0	0	0	0	0
53 883B MEDICARE-FFP	-6,407	0	0	0	0	0	0
53 883C CLIA	-128	0	0	0	0	0	0
53 883M QUALITY ASSUR & IMPRVMT	151	0	0	0	0	0	0
53 884B TITLE III SPECIAL PROGRA	-109	0	0	0	0	0	0
53 884F OMBUDSMAN E-FFP 85%	-327	0	0	0	0	0	0
53 885A COMMUNITY MH BG	153	0	0	0	0	0	0
53 885B SAPT BLOCK GRANT	-9,111	0	0	0	0	0	0
53 885C EHA GRANT	-94,616	0	0	0	0	0	0
53 885E GOVERNOR'S 30% FFY 1996	-225	0	0	0	0	0	0
53 885N SHELTER + CARE	-201	0	0	0	0	0	0
53 885W NC FACES	2,496	0	0	0	0	0	0
53 885Y DAVIS CONTRACT	13,063	0	0	0	0	0	0
53 886A HLTH STAND QUALITY BUREA	-4,661	0	0	0	0	0	0
53 886C MEDICAID ADMIN. & TRNG.	-69,118	0	0	0	0	0	0
53 886K MH DECISION SUPPORT	12,464	0	0	0	0	0	0
53 887E CHILD SUPPORT ENF.	-1,142	0	0	0	0	0	0
53 887F CHILD WELFARE SERVICES	-192	0	0	0	0	0	0
53 887G CWS FAMILY PRESERVATION	11,197	0	0	0	0	0	0
53 887J REFUGEE CASH & MED.	-128	0	0	0	0	0	0
53 887K IV-E FOSTER CARE ASSIST.	-224	0	0	0	0	0	0
53 887L IV-E ADOPTION ASSISTANCE	-160	0	0	0	0	0	0
53 887M DISABILITY DETERM.- SSA	-256	0	0	0	0	0	0
53 887P LOW INC. ENERGY ASSIST.	-961	0	0	0	0	0	0
53 888C FOOD STAMPS - USDA	-1,474	0	0	0	0	0	0
53 888K TANF	5,161	0	0	0	0	0	0
53 889A SEC 110-BASIC SUPP PROG	-9,379	0	0	0	0	0	0
53 889B CLIENT ASSISTANCE PROGM	-513	0	0	0	0	0	0
53 889T COMMUNITY PASS	-9,404	0	0	0	0	0	0

Fund Detail

14460 DHHS - Div Mental Health/Develop.Disab./Sub.Abuse

1810 Revenue Clearing Account

DESCRIPTION (1)	2003-2004 ACTUAL (2)	2004-2005 CERTIFIED (3)	2004-2005 AUTHORIZED (4)	2005-2006 INCR/DECR (5)	2005-2006 TOTAL (6)	2006-2007 INCR/DECR (7)	2006-2007 TOTAL (8)

TOTAL RECEIPTS	-642,346	0	0	0	0	0	0

NET APPROPRIATION	642,346	0	0	0	0	0	0

Fund Detail

14460 DHHS - Div Mental Health/Develop.Disab./Sub.Abuse

1910 Reserves and Transfers

DESCRIPTION (1)	2003-2004 ACTUAL (2)	2004-2005 CERTIFIED (3)	2004-2005 AUTHORIZED (4)	2005-2006 INCR/DECR (5)	2005-2006 TOTAL (6)	2006-2007 INCR/DECR (7)	2006-2007 TOTAL (8)
REQUIREMENTS							
53 7147 RES FOR DOWNSIZING	0	-3,300,000	-3,300,000	-8,800,000	-12,100,000	-8,470,000	-11,770,000
TOTAL RESERVES	0	-3,300,000	-3,300,000	-8,800,000	-12,100,000	-8,470,000	-11,770,000
53 819V HOSP BONDS DEBT SERVICE	0	3,300,000	3,300,000	8,800,000	12,100,000	8,470,000	11,770,000
TOTAL INTRAGOVERNMENTAL TRANSACT	0	3,300,000	3,300,000	8,800,000	12,100,000	8,470,000	11,770,000
TOTAL REQUIREMENTS	0	0	0	0	0	0	0
ESTIMATED RECEIPTS							
TOTAL RECEIPTS	0	0	0	0	0	0	0
NET APPROPRIATION	0	0	0	0	0	0	0

Fund Detail

14460 DHHS - Div Mental Health/Develop.Disab./Sub.Abuse

1991 Reserve for Indirect Cost

DESCRIPTION (1)	2003-2004 ACTUAL (2)	2004-2005 CERTIFIED (3)	2004-2005 AUTHORIZED (4)	2005-2006 INCR/DECR (5)	2005-2006 TOTAL (6)	2006-2007 INCR/DECR (7)	2006-2007 TOTAL (8)
REQUIREMENTS							
53 7170 REDISTRIBUTED COST	1	0	0	0	0	0	0
TOTAL RESERVES	1	0	0	0	0	0	0
TOTAL REQUIREMENTS	1	0	0	0	0	0	0
ESTIMATED RECEIPTS							
53 881K NC SYSTEM OF CARE NETWOR	192	0	0	0	0	0	0
53 885A COMMUNITY MH BG	244	0	0	0	0	0	0
53 885B SAPT BLOCK GRANT	20,012	0	0	0	0	0	0
53 885Y DASIS CONTRACT	8,046	0	0	0	0	0	0
53 886C MEDICAID ADMIN. & TRNG.	223,664	0	0	0	0	0	0
53 886K MH DECISION SUPPORT	4,023	0	0	0	0	0	0
53 889T COMMUNITY PASS	9,823	0	0	0	0	0	0
TOTAL RECEIPTS	266,004	0	0	0	0	0	0
NET APPROPRIATION	-266,003	0	0	0	0	0	0

Fund Detail

14460 DHHS - Div Mental Health/Develop.Disab./Sub.Abuse

1992 Prior Year Earned Revenue

DESCRIPTION (1)	2003-2004 ACTUAL (2)	2004-2005 CERTIFIED (3)	2004-2005 AUTHORIZED (4)	2005-2006 INCR/DECR (5)	2005-2006 TOTAL (6)	2006-2007 INCR/DECR (7)	2006-2007 TOTAL (8)
REQUIREMENTS							
53 81D1 TRANSFER TO DHHS	2,787,276	0	0	0	0	0	0
TOTAL INTRAGOVERNMENTAL TRANSACT	2,787,276	0	0	0	0	0	0
TOTAL REQUIREMENTS	2,787,276	0	0	0	0	0	0
ESTIMATED RECEIPTS							
43 25J3 CHATS - CCPS	-25,047	0	0	0	0	0	0
43 2518 NC PARENT DRUG PREV CORP	66,043	0	0	0	0	0	0
43 4150 FOOD & VENDING SVC	483	0	0	0	0	0	0
53 88B5 UNDERAGE DRINKING LAWS	1	0	0	0	0	0	0
53 88B7 OLMSTEAD	59	0	0	0	0	0	0
53 88B8 TBI GRANT	-240	0	0	0	0	0	0
53 88CB WIC NUTRITION	537	0	0	0	0	0	0
53 881A REHAB SVCS. BASIC SUPP.	370	0	0	0	0	0	0
53 881K NC SYSTEM OF CARE NETWOR	659,575	0	0	0	0	0	0
53 882K UNDERAGE DRINKING-DISCRE	128	0	0	0	0	0	0
53 883B MEDICARE-FFP	6,776	0	0	0	0	0	0
53 883C CLIA	134	0	0	0	0	0	0
53 883K NEW HORIZONS FOR 1ST FAM	1	0	0	0	0	0	0
53 884B TITLE III SPECIAL PROGRA	114	0	0	0	0	0	0
53 884F OMBUDSMAN E-FFP 85%	342	0	0	0	0	0	0
53 885A COMMUNITY MH BG	125,529	0	0	0	0	0	0
53 885B SAPT BLOCK GRANT	1,479,734	0	0	0	0	0	0
53 885C EHA GRANT	186,241	0	0	0	0	0	0
53 885E GOVERNOR'S 30% FFY 1996	132,193	0	0	0	0	0	0
53 885F PATH-GRANT FOR HOMELESS	11,035	0	0	0	0	0	0
53 885I CCP-SIG	496	0	0	0	0	0	0
53 885N SHELTER + CARE	201	0	0	0	0	0	0
53 885W NC FACES	107,803	0	0	0	0	0	0
53 885Y DASIS CONTRACT	12,860	0	0	0	0	0	0
53 886A HLTH STAND QUALITY BUREA	5,133	0	0	0	0	0	0
53 886C MEDICAID ADMIN. & TRNG.	280,124	0	0	0	0	0	0
53 886K MH DECISION SUPPORT	3,619	0	0	0	0	0	0
53 887E CHILD SUPPORT ENF.	1,461	0	0	0	0	0	0
53 887F CHILD WELFARE SERVICES	201	0	0	0	0	0	0
53 887J REFUGEE CASH & MED.	67	0	0	0	0	0	0
53 887K IV-E FOSTER CARE ASSIST.	235	0	0	0	0	0	0

Fund Detail

14460 DHHS - Div Mental Health/Develop.Disab./Sub.Abuse

1992 Prior Year Earned Revenue

DESCRIPTION (1)	2003-2004 ACTUAL (2)	2004-2005 CERTIFIED (3)	2004-2005 AUTHORIZED (4)	2005-2006 INCR/DECR (5)	2005-2006 TOTAL (6)	2006-2007 INCR/DECR (7)	2006-2007 TOTAL (8)
ESTIMATED RECEIPTS							
53 887L IV-E ADOPTION ASSISTANCE	201	0	0	0	0	0	0
53 887M DISABILITY DETERM.- SSA	268	0	0	0	0	0	0
53 887P LOW INC. ENERGY ASSIST.	604	0	0	0	0	0	0
53 887Q SOCIAL SVCS. BLOCK GRNT	67,845	0	0	0	0	0	0
53 888C FOOD STAMPS - USDA	1,644	0	0	0	0	0	0
53 889A SEC 110-BASIC SUPP PROG	10,402	0	0	0	0	0	0
53 889B CLIENT ASSISTANCE PROGM	537	0	0	0	0	0	0
53 889T COMMUNITY PASS	5,134	0	0	0	0	0	0

TOTAL RECEIPTS	3,142,843	0	0	0	0	0	0

NET APPROPRIATION	-355,567	0	0	0	0	0	0

Fund Detail

14460 DHHS - Div Mental Health/Develop.Disab./Sub.Abuse

1993 Prior Year Refunds and Carry Forward

DESCRIPTION (1)	2003-2004 ACTUAL (2)	2004-2005 CERTIFIED (3)	2004-2005 AUTHORIZED (4)	2005-2006 INCR/DECR (5)	2005-2006 TOTAL (6)	2006-2007 INCR/DECR (7)	2006-2007 TOTAL (8)
REQUIREMENTS							
53 2170 ADMINISTRATIVE SERVICES	-826	0	0	0	0	0	0
53 2199 MISC CONTRACTUAL SERVICE	-650	0	0	0	0	0	0
53 2800 COMMUNICA. & DATA PROC.	-2,552	0	0	0	0	0	0
TOTAL PURCHASED SERVICES	-4,028	0	0	0	0	0	0
53 5800 OTHER ADMIN. EXP.	-73	0	0	0	0	0	0
TOTAL OTHER EXPENSES & ADJUSTMEN	-73	0	0	0	0	0	0
53 6968 CONTRACTS - MHDDSAS	-8,693	0	0	0	0	0	0
TOTAL AID & PUBLIC ASSISTANCE	-8,693	0	0	0	0	0	0
53 7170 REDISTRIBUTED COST	1	0	0	0	0	0	0
TOTAL RESERVES	1	0	0	0	0	0	0
53 81D1 TRANSFER TO DHHS	2,705,707	0	0	0	0	0	0
53 81P1 TRF TO B/C 14460 DMH	11,781,047	110,238	110,238	0	110,238	0	110,238
TOTAL INTRAGOVERNMENTAL TRANSACT	14,486,754	110,238	110,238	0	110,238	0	110,238
TOTAL REQUIREMENTS	14,473,961	110,238	110,238	0	110,238	0	110,238
ESTIMATED RECEIPTS							
43 25J3 CHATS - CCPS	-67,074	0	0	0	0	0	0
43 3110 INT/DIV INC INVST-PROGRM	18,701	0	0	0	0	0	0
43 7990 TSR REFUND	5,947,921	110,238	110,238	0	110,238	0	110,238
43 81P1 TRANSFER FROM FUND 1993	50,000	0	0	0	0	0	0
53 8397 TSR REFUND	8,547,365	0	0	0	0	0	0
53 881K NC SYSTEM OF CARE NETWOR	-572,450	0	0	0	0	0	0
53 885A COMMUNITY MH BG	-41,267	0	0	0	0	0	0
53 885B SAPT BLOCK GRANT	-296,720	0	0	0	0	0	0
53 885C EHA GRANT	-45,273	0	0	0	0	0	0
53 885E GOVERNOR'S 30% FFY 1996	-58,651	0	0	0	0	0	0
53 885F PATH-GRANT FOR HOMELESS	-14,658	0	0	0	0	0	0
53 885I CCP-SIG	-176,352	0	0	0	0	0	0

Fund Detail

14460 DHHS - Div Mental Health/Develop.Disab./Sub.Abuse

1993 Prior Year Refunds and Carry Forward

DESCRIPTION (1)	2003-2004 ACTUAL (2)	2004-2005 CERTIFIED (3)	2004-2005 AUTHORIZED (4)	2005-2006 INCR/DECR (5)	2005-2006 TOTAL (6)	2006-2007 INCR/DECR (7)	2006-2007 TOTAL (8)
ESTIMATED RECEIPTS							

53 885W NC FACES	-179,103	0	0	0	0	0	0
53 885Y DASIS CONTRACT	-2	0	0	0	0	0	0
53 886C MEDICAID ADMIN. & TRNG.	-708	0	0	0	0	0	0
53 886K MH DECISION SUPPORT	-1	0	0	0	0	0	0
53 887G CWS FAMILY PRESERVATION	-60,000	0	0	0	0	0	0
53 887Q SOCIAL SVCS. BLOCK GRNT	-201,349	0	0	0	0	0	0
53 888K TANF	-466,566	0	0	0	0	0	0

TOTAL RECEIPTS	12,383,813	110,238	110,238	0	110,238	0	110,238

NET APPROPRIATION	2,090,148	0	0	0	0	0	0

Summary by Purpose

24460 DHHS - DMH/DD/SAS - Special

DESCRIPTION (1)	2003-2004 ACTUAL (2)	2004-2005 CERTIFIED (3)	2004-2005 AUTHORIZED (4)	2005-2006 INCR/DECR (5)	2005-2006 TOTAL (6)	2006-2007 INCR/DECR (7)	2006-2007 TOTAL (8)
REQUIREMENTS							

2280 WRIGHT SCHOOL-SPECIAL FU	26,649	16,167	16,167	0	16,167	0	16,167

TOTAL REQUIREMENTS	26,649	16,167	16,167	0	16,167	0	16,167

ESTIMATED RECEIPTS							

2280 WRIGHT SCHOOL-SPECIAL FU	26,644	16,167	16,167	0	16,167	0	16,167

TOTAL RECEIPTS	26,644	16,167	16,167	0	16,167	0	16,167

CHANGE IN FUND BALANCE	-5	0	0	0	0	0	0

Summary by Account

24460 DHHS - DMH/DD/SAS - Special

DESCRIPTION (1)	2003-2004 ACTUAL (2)	2004-2005 CERTIFIED (3)	2004-2005 AUTHORIZED (4)	2005-2006 INCR/DECR (5)	2005-2006 TOTAL (6)	2006-2007 INCR/DECR (7)	2006-2007 TOTAL (8)
REQUIREMENTS							
53 1212 SPA-REG SALARIES-REC	10,185	12,457	12,457	0	12,457	0	12,457
53 1432 SHIFT 10% PREM PAY - REC	1,032	1,716	1,716	0	1,716	0	1,716
53 1512 SOCIAL SECURITY-RECEIPT	827	994	994	0	994	0	994
TOTAL PERSONAL SERVICES	12,044	15,167	15,167	0	15,167	0	15,167
53 2199 MISC CONTRACT SERVICE	190	0	0	0	0	0	0
53 2700 TRAVEL AND OTHER EMP EXP	1,519	0	0	0	0	0	0
53 2900 OTHER SERVICES	2,353	0	0	0	0	0	0
TOTAL PURCHASED SERVICES	4,062	0	0	0	0	0	0
53 3100 GENERAL ADMIN SUPPLIES	2,205	0	0	0	0	0	0
53 3700 RESERARCH/EDUC SUPPLY	8,338	1,000	1,000	0	1,000	0	1,000
TOTAL SUPPLIES	10,543	1,000	1,000	0	1,000	0	1,000
TOTAL REQUIREMENTS	26,649	16,167	16,167	0	16,167	0	16,167
ESTIMATED RECEIPTS							
43 2504 DPI VI	622	0	0	0	0	0	0
43 2506 DPI VI-B	26,022	16,167	16,167	0	16,167	0	16,167
TOTAL RECEIPTS	26,644	16,167	16,167	0	16,167	0	16,167
CHANGE IN FUND BALANCE	-5	0	0	0	0	0	0

Position Counts Summary by Purpose

24460 DHHS - DMH/DD/SAS - Special

DESCRIPTION (1)	2003-2004 ACTUAL (2)	2004-2005 CERTIFIED (3)	2004-2005 AUTHORIZED (4)	2005-2006 INCR/DECR (5)	2005-2006 TOTAL (6)	2006-2007 INCR/DECR (7)	2006-2007 TOTAL (8)
REQUIREMENTS							

2280 WRIGHT SCHOOL-SPECIAL FU	.49	.49	.49	.00	.49	.00	.49

TOTAL REQUIREMENTS	.49	.49	.49	.00	.49	.00	.49

Position Counts Summary by Account

24460 DHHS - DMH/DD/SAS - Special

DESCRIPTION (1)	2003-2004 ACTUAL (2)	2004-2005 CERTIFIED (3)	2004-2005 AUTHORIZED (4)	2005-2006 INCR/DECR (5)	2005-2006 TOTAL (6)	2006-2007 INCR/DECR (7)	2006-2007 TOTAL (8)
REQUIREMENTS							
53 1212 SPA-REG SALARIES-REC	.49	.49	.49	.00	.49	.00	.49
TOTAL REQUIREMENTS	.49	.49	.49	.00	.49	.00	.49

Fund Detail

24460 DHHS - DMH/DD/SAS - Special

2280 Wright School - Special Fund

DESCRIPTION (1)	2003-2004 ACTUAL (2)	2004-2005 CERTIFIED (3)	2004-2005 AUTHORIZED (4)	2005-2006 INCR/DECR (5)	2005-2006 TOTAL (6)	2006-2007 INCR/DECR (7)	2006-2007 TOTAL (8)
REQUIREMENTS							
53 1212 SPA-REG SALARIES-REC	10,185	12,457	12,457	0	12,457	0	12,457
53 1432 SHIFT 10% PREM PAY - REC	1,032	1,716	1,716	0	1,716	0	1,716
53 1512 SOCIAL SECURITY-RECEIPT	827	994	994	0	994	0	994
TOTAL PERSONAL SERVICES	12,044	15,167	15,167	0	15,167	0	15,167
53 2199 MISC CONTRACT SERVICE	190	0	0	0	0	0	0
53 2700 TRAVEL AND OTHER EMP EXP	1,519	0	0	0	0	0	0
53 2900 OTHER SERVICES	2,353	0	0	0	0	0	0
TOTAL PURCHASED SERVICES	4,062	0	0	0	0	0	0
53 3100 GENERAL ADMIN SUPPLIES	2,205	0	0	0	0	0	0
53 3700 RESERARCH/EDUC SUPPLY	8,338	1,000	1,000	0	1,000	0	1,000
TOTAL SUPPLIES	10,543	1,000	1,000	0	1,000	0	1,000
TOTAL REQUIREMENTS	26,649	16,167	16,167	0	16,167	0	16,167
ESTIMATED RECEIPTS							
43 2504 DPI VI	622	0	0	0	0	0	0
43 2506 DPI VI-B	26,022	16,167	16,167	0	16,167	0	16,167
TOTAL RECEIPTS	26,644	16,167	16,167	0	16,167	0	16,167
CHANGE IN FUND BALANCE	-5	0	0	0	0	0	0

Summary by Purpose

54465 DHHS - Town of Butner

DESCRIPTION (1)	2003-2004 ACTUAL (2)	2004-2005 CERTIFIED (3)	2004-2005 AUTHORIZED (4)	2005-2006 INCR/DECR (5)	2005-2006 TOTAL (6)	2006-2007 INCR/DECR (7)	2006-2007 TOTAL (8)
REQUIREMENTS							
5100 Town of Butner Bonds	3,363,132	1,145,494	1,145,494	0	1,145,494	0	1,145,494
5300 Butner Advisory Committe	29,901	56,789	56,789	0	56,789	0	56,789
5400 Water Plant Operations	1,615,143	1,791,471	1,791,471	0	1,791,471	0	1,791,471
5500 Waste Water Operations	1,829,153	2,327,160	2,327,160	0	2,327,160	0	2,327,160
5600 Town of Butner Operation	285,050	362,693	362,693	0	362,693	0	362,693
5700 Road & Ground Operations	199,907	239,129	239,129	0	239,129	0	239,129
TOTAL REQUIREMENTS	7,322,286	5,922,736	5,922,736	0	5,922,736	0	5,922,736
ESTIMATED RECEIPTS							
5100 Town of Butner Bonds	741,116	742,959	742,959	0	742,959	0	742,959
5300 Butner Advisory Committe	40,404	56,789	56,789	0	56,789	0	56,789
5400 Water Plant Operations	1,866,255	1,648,042	1,648,042	0	1,648,042	0	1,648,042
5500 Waste Water Operations	2,088,478	2,182,169	2,182,169	0	2,182,169	0	2,182,169
5600 Town of Butner Operation	318,754	362,693	362,693	0	362,693	0	362,693
5700 Road & Ground Operations	199,908	239,129	239,129	0	239,129	0	239,129
TOTAL RECEIPTS	5,254,915	5,231,781	5,231,781	0	5,231,781	0	5,231,781
CHANGE IN FUND BALANCE	-2,067,371	-690,955	-690,955	0	-690,955	0	-690,955

Summary by Account

54465 DHHS - Town of Butner

DESCRIPTION (1)	2003-2004 ACTUAL (2)	2004-2005 CERTIFIED (3)	2004-2005 AUTHORIZED (4)	2005-2006 INCR/DECR (5)	2005-2006 TOTAL (6)	2006-2007 INCR/DECR (7)	2006-2007 TOTAL (8)
REQUIREMENTS							
53 1212 SPA-REG SALARIES-RECPT	1,175,719	1,213,511	1,213,511	0	1,213,511	0	1,213,511
53 1412 OT PAY - RECEIPTS	18,275	13,751	13,751	0	13,751	0	13,751
53 1422 HOLIDAY PAY - RECEIPTS	5,076	5,259	5,259	0	5,259	0	5,259
53 1432 SHIFT PREM PAY - RECEIPT	17,532	17,316	17,316	0	17,316	0	17,316
53 1442 CALLBK/STBY PREM PAY-REC	0	1,025	1,025	0	1,025	0	1,025
53 1462 EPA&SPA-LONGVTY PAY-REC	16,254	20,299	20,299	0	20,299	0	20,299
53 1512 SOCIAL SECURITY CONT-REC	91,778	97,267	97,267	0	97,267	0	97,267
53 1522 REG RETIRE CONTRIB-REC	42,164	73,920	73,920	0	73,920	0	73,920
53 1562 MED INS. CONTRIB-REC	110,809	123,032	123,032	0	123,032	0	123,032
53 1631 WORKERS COMP MED PYMTS	4,914	84	84	0	84	0	84
53 1641 INMATE LABOR	1,615	3,000	3,000	0	3,000	0	3,000
TOTAL PERSONAL SERVICES	1,484,136	1,568,464	1,568,464	0	1,568,464	0	1,568,464
53 2110 LEGAL SERVICES	1,800	4,200	4,200	0	4,200	0	4,200
53 2120 FINACIAL/AUDIT SERVICES	30,910	65,000	65,000	0	65,000	0	65,000
53 2132 OTHER PROVIDED MED SER	2,748	5,300	5,300	0	5,300	0	5,300
53 2170 ADMIN SERVICES	667	0	0	0	0	0	0
53 2183 LABORATORY SER AGREE	41,040	46,874	46,874	0	46,874	0	46,874
53 2184 JANITORIAL SERVICES	0	1,000	1,000	0	1,000	0	1,000
53 2185 WASTE REM/RECY SER AGREE	11,805	16,674	16,674	0	16,674	0	16,674
53 2188 LAWN & GARDEN SVC	0	1,000	1,000	0	1,000	0	1,000
53 2199 MISC. CONTRACTUAL SERVIC	5,391	59,541	59,541	0	59,541	0	59,541
53 2200 UTILITY/ENERGY SERVICES	473,468	519,951	519,951	0	519,951	0	519,951
53 2300 REPAIR SERVICES	75,805	183,708	183,708	0	183,708	0	183,708
53 2400 MAINTENANCE AGREEMENTS	132,368	193,235	193,235	0	193,235	0	193,235
53 2500 RENTALS/LEASES	21,776	25,513	25,513	0	25,513	0	25,513
53 2700 TRAVEL & OTHER EMP EXP	5,902	13,705	13,705	0	13,705	0	13,705
53 2800 COMMUNICATION/DATA PROC	23,592	37,039	37,692	0	37,692	0	37,692
53 2900 OTHER SERVICES	17,008	22,900	22,900	0	22,900	0	22,900
TOTAL PURCHASED SERVICES	844,280	1,195,640	1,196,293	0	1,196,293	0	1,196,293
53 3100 GENERAL ADMIN SUPPLIES	13,370	22,313	22,313	0	22,313	0	22,313
53 3200 FACILITY & HDWE SUPPLIES	91,667	108,490	108,490	0	108,490	0	108,490
53 3300 VEHICLE/EQUIP OPER SUPPL	24,552	47,291	47,291	0	47,291	0	47,291
53 3400 FOOD & DIETARY SUPPLIES	0	200	200	0	200	0	200

Summary by Account

54465 DHHS - Town of Butner

DESCRIPTION (1)	2003-2004 ACTUAL (2)	2004-2005 CERTIFIED (3)	2004-2005 AUTHORIZED (4)	2005-2006 INCR/DECR (5)	2005-2006 TOTAL (6)	2006-2007 INCR/DECR (7)	2006-2007 TOTAL (8)
53 3500 CLOTHING & RECREAT SUPPL	11,965	14,000	14,000	0	14,000	0	14,000
53 3600 DRUGS/PHARMACEUTICAL SUP	0	139	139	0	139	0	139
53 3700 RESEARCH/DEV & EDUC SUPP	39,768	30,729	30,729	0	30,729	0	30,729
53 3900 OTHER MATERIALS & SUPP	8,579	13,000	13,000	0	13,000	0	13,000

TOTAL SUPPLIES	189,901	236,162	236,162	0	236,162	0	236,162

53 4500 EQUIPMENT	103,924	86,012	86,012	0	86,012	0	86,012

TOTAL PROPERTY, PLANT & EQUIPMT	103,924	86,012	86,012	0	86,012	0	86,012

53 5100 LEGAL, LICENSE & PERM CON	26,690	186,089	186,089	0	186,089	0	186,089
53 5300 DEBT SERVICES	699,253	677,959	677,959	0	677,959	0	677,959
53 5800 OTHER ADMIN EXPENSE	4,206	10,096	10,096	0	10,096	0	10,096
53 5900 OTHER EXPENSES	8,951	49,592	48,939	0	48,939	0	48,939

TOTAL OTHER EXPENSES & ADJUSTMEN	739,100	923,736	923,083	0	923,083	0	923,083

53 8010 DEPENDENT CARE -OP TFR	528	0	0	0	0	0	0
53 81D1 TRANSFER TO B/C 14410 CM	88,909	88,909	88,909	0	88,909	0	88,909
53 813E TRANSFER TO B/C 54465	1,238,539	1,421,278	1,421,278	0	1,421,278	0	1,421,278
53 813G TRANSFER TO B/C 40061	2,632,969	402,535	402,535	0	402,535	0	402,535

TOTAL INTRAGOVERNMENTAL TRANSACT	3,960,945	1,912,722	1,912,722	0	1,912,722	0	1,912,722

TOTAL REQUIREMENTS	7,322,286	5,922,736	5,922,736	0	5,922,736	0	5,922,736

ESTIMATED RECEIPTS							

43 3111 INT/DIV INVST-NONOP PRG	10,346	0	0	0	0	0	0
43 3120 STIF INT INC-PRGM REV	7,270	6,999	6,999	0	6,999	0	6,999
43 3121 STIF INT INC NON OP-PRGM	144,581	0	0	0	0	0	0
43 3122 STIF INTEREST -GEN REV	162	0	0	0	0	0	0
43 4139 OTHER COMMUNICATION SVC	32,269	47,990	47,990	0	47,990	0	47,990
43 4170 UTILITY SALES & SERV.	3,766,282	3,830,211	3,830,211	0	3,830,211	0	3,830,211

Summary by Account

54465 DHHS - Town of Butner

DESCRIPTION (1)	2003-2004 ACTUAL (2)	2004-2005 CERTIFIED (3)	2004-2005 AUTHORIZED (4)	2005-2006 INCR/DECR (5)	2005-2006 TOTAL (6)	2006-2007 INCR/DECR (7)	2006-2007 TOTAL (8)
43 4190 OTHER SALES & SERVICES	30	0	0	0	0	0	0
43 4321 SALE OF SURPLUS PROP-NON	2,189	0	0	0	0	0	0
43 4410 RENTAL OF REAL PROPERTY	7,349	0	0	0	0	0	0
43 5500 FINES,PENAL,ASSESS FEES	12,252	0	0	0	0	0	0
43 5900 OTHER LIC.,FEES/PERMITS	2,346	1,000	1,000	0	1,000	0	1,000
43 6200 NONCAPITAL GIFTS	0	800	800	0	800	0	800
43 7113 INSURANCE RECOVERIES	295	0	0	0	0	0	0
43 7116 INSURANCE RECOV-NONOPERA	1,262	0	0	0	0	0	0
43 7122 ACCTS REC. INTEREST	28,027	0	0	0	0	0	0
43 7990 OTHER MIS REV.-PRGM	715	0	0	0	0	0	0
43 7992 IMP/PETTY CASH	1,000	1,000	1,000	0	1,000	0	1,000
43 813E TFR FROM B/C 54465	1,238,540	1,343,781	1,343,781	0	1,343,781	0	1,343,781

TOTAL RECEIPTS	5,254,915	5,231,781	5,231,781	0	5,231,781	0	5,231,781

CHANGE IN FUND BALANCE	-2,067,371	-690,955	-690,955	0	-690,955	0	-690,955

Position Counts Summary by Purpose

54465 DHHS - Town of Butner

DESCRIPTION (1)	2003-2004 ACTUAL (2)	2004-2005 CERTIFIED (3)	2004-2005 AUTHORIZED (4)	2005-2006 INCR/DECR (5)	2005-2006 TOTAL (6)	2006-2007 INCR/DECR (7)	2006-2007 TOTAL (8)
REQUIREMENTS							
5400 Water Plant Operations	15.00	15.00	15.00	.00	15.00	.00	15.00
5500 Waste Water Operations	13.00	13.00	13.00	.00	13.00	.00	13.00
5600 Town of Butner Operation	3.00	3.00	3.00	.00	3.00	.00	3.00
5700 Road & Ground Operations	4.00	4.00	4.00	.00	4.00	.00	4.00
TOTAL REQUIREMENTS	35.00	35.00	35.00	.00	35.00	.00	35.00

Position Counts Summary by Account

54465 DHHS - Town of Butner

DESCRIPTION (1)	2003-2004 ACTUAL (2)	2004-2005 CERTIFIED (3)	2004-2005 AUTHORIZED (4)	2005-2006 INCR/DECR (5)	2005-2006 TOTAL (6)	2006-2007 INCR/DECR (7)	2006-2007 TOTAL (8)
REQUIREMENTS							
53 1212 SPA-REG SALARIES-RECPT	35.00	35.00	35.00	.00	35.00	.00	35.00
TOTAL REQUIREMENTS	35.00	35.00	35.00	.00	35.00	.00	35.00

Fund Detail

54465 DHHS - Town of Butner

5100 Town of Butner Bonds

DESCRIPTION (1)	2003-2004 ACTUAL (2)	2004-2005 CERTIFIED (3)	2004-2005 AUTHORIZED (4)	2005-2006 INCR/DECR (5)	2005-2006 TOTAL (6)	2006-2007 INCR/DECR (7)	2006-2007 TOTAL (8)
REQUIREMENTS							
53 2120 FINACIAL/AUDIT SERVICES	30,910	65,000	65,000	0	65,000	0	65,000
TOTAL PURCHASED SERVICES	30,910	65,000	65,000	0	65,000	0	65,000
53 5300 DEBT SERVICES	699,253	677,959	677,959	0	677,959	0	677,959
TOTAL OTHER EXPENSES & ADJUSTMEN	699,253	677,959	677,959	0	677,959	0	677,959
53 813G TRANSFER TO B/C 40061	2,632,969	402,535	402,535	0	402,535	0	402,535
TOTAL INTRAGOVERNMENTAL TRANSACT	2,632,969	402,535	402,535	0	402,535	0	402,535
TOTAL REQUIREMENTS	3,363,132	1,145,494	1,145,494	0	1,145,494	0	1,145,494
ESTIMATED RECEIPTS							
43 3111 INT/DIV INVST-NONOP PRG	10,346	0	0	0	0	0	0
43 3121 STIF INT INC NON OP-PRGM	606	0	0	0	0	0	0
43 813E TFR FROM B/C 54465	730,164	742,959	742,959	0	742,959	0	742,959
TOTAL RECEIPTS	741,116	742,959	742,959	0	742,959	0	742,959
CHANGE IN FUND BALANCE	-2,622,016	-402,535	-402,535	0	-402,535	0	-402,535

Fund Detail

54465 DHHS - Town of Butner

5300 Butner Advisory Committee

DESCRIPTION (1)	2003-2004 ACTUAL (2)	2004-2005 CERTIFIED (3)	2004-2005 AUTHORIZED (4)	2005-2006 INCR/DECR (5)	2005-2006 TOTAL (6)	2006-2007 INCR/DECR (7)	2006-2007 TOTAL (8)
REQUIREMENTS							
53 2110 LEGAL SERVICES	150	200	200	0	200	0	200
53 2132 OTHER PROVIDED MED SER	0	100	100	0	100	0	100
53 2184 JANITORIAL SERVICES	0	1,000	1,000	0	1,000	0	1,000
53 2185 WASTE REM/RECY SER AGREE	4,114	5,174	5,174	0	5,174	0	5,174
53 2188 LAWN & GARDEN SVC	0	1,000	1,000	0	1,000	0	1,000
53 2200 UTILITY/ENERGY SERVICES	9,091	16,756	16,756	0	16,756	0	16,756
53 2300 REPAIR SERVICES	2,824	20,000	20,000	0	20,000	0	20,000
53 2700 TRAVEL & OTHER EMP EXP	4,311	5,520	5,520	0	5,520	0	5,520
53 2800 COMMUNICATION/DATA PROC	263	1,403	1,403	0	1,403	0	1,403
53 2900 OTHER SERVICES	1,365	0	0	0	0	0	0
TOTAL PURCHASED SERVICES	22,118	51,153	51,153	0	51,153	0	51,153
53 3100 GENERAL ADMIN SUPPLIES	0	136	136	0	136	0	136
53 3200 FACILITY & HDWE SUPPLIES	189	400	400	0	400	0	400
53 3400 FOOD & DIETARY SUPPLIES	0	200	200	0	200	0	200
53 3900 OTHER MATERIALS & SUPP	2,269	4,000	4,000	0	4,000	0	4,000
TOTAL SUPPLIES	2,458	4,736	4,736	0	4,736	0	4,736
53 5100 LEGAL,LICENSE & PERM CON	0	100	100	0	100	0	100
53 5800 OTHER ADMIN EXPENSE	267	100	100	0	100	0	100
53 5900 OTHER EXPENSES	5,058	700	700	0	700	0	700
TOTAL OTHER EXPENSES & ADJUSTMEN	5,325	900	900	0	900	0	900
TOTAL REQUIREMENTS	29,901	56,789	56,789	0	56,789	0	56,789
ESTIMATED RECEIPTS							
43 3120 STIF INT INC-PRGM REV	7,270	6,999	6,999	0	6,999	0	6,999
43 4139 OTHER COMMUNICATION SVC	32,269	47,990	47,990	0	47,990	0	47,990
43 4190 OTHER SALES & SERVICES	30	0	0	0	0	0	0
43 5900 OTHER LIC.,FEES/PERMITS	835	1,000	1,000	0	1,000	0	1,000
43 6200 NONCAPITAL GIFTS	0	800	800	0	800	0	800

Fund Detail

54465 DHHS - Town of Butner

5300 Butner Advisory Committee

DESCRIPTION (1)	2003-2004 ACTUAL (2)	2004-2005 CERTIFIED (3)	2004-2005 AUTHORIZED (4)	2005-2006 INCR/DECR (5)	2005-2006 TOTAL (6)	2006-2007 INCR/DECR (7)	2006-2007 TOTAL (8)
TOTAL RECEIPTS	40,404	56,789	56,789	0	56,789	0	56,789
CHANGE IN FUND BALANCE	10,503	0	0	0	0	0	0

Fund Detail

54465 DHHS - Town of Butner

5400 Water Plant Operations

DESCRIPTION (1)	2003-2004 ACTUAL (2)	2004-2005 CERTIFIED (3)	2004-2005 AUTHORIZED (4)	2005-2006 INCR/DECR (5)	2005-2006 TOTAL (6)	2006-2007 INCR/DECR (7)	2006-2007 TOTAL (8)
REQUIREMENTS							
53 1212 SPA-REG SALARIES-RECPT	499,249	502,790	502,790	0	502,790	0	502,790
53 1412 OT PAY - RECEIPTS	13,789	4,886	4,886	0	4,886	0	4,886
53 1422 HOLIDAY PAY - RECEIPTS	2,646	2,644	2,644	0	2,644	0	2,644
53 1432 SHIFT PREM PAY - RECEIPT	8,621	8,501	8,501	0	8,501	0	8,501
53 1442 CALLBK/STBY PREM PAY-REC	0	513	513	0	513	0	513
53 1462 EPA&SPA-LONGVTY PAY-REC	5,372	9,297	9,297	0	9,297	0	9,297
53 1512 SOCIAL SECURITY CONT-REC	39,880	40,441	40,441	0	40,441	0	40,441
53 1522 REG RETIRE CONTRIB-REC	18,115	30,740	30,740	0	30,740	0	30,740
53 1562 MED INS. CONTRIB-REC	46,986	51,520	51,520	0	51,520	0	51,520
53 1631 WORKERS COMP MED PYMTS	0	45	45	0	45	0	45
53 1641 INMATE LABOR	646	1,427	1,427	0	1,427	0	1,427
TOTAL PERSONAL SERVICES	635,304	652,804	652,804	0	652,804	0	652,804
53 2132 OTHER PROVIDED MED SER	973	1,000	1,000	0	1,000	0	1,000
53 2183 LABORATORY SER AGREE	9,586	8,907	8,907	0	8,907	0	8,907
53 2185 WASTE REM/RECY SER AGREE	3,748	4,000	4,000	0	4,000	0	4,000
53 2199 MISC. CONTRACTUAL SERVIC	1,891	6,426	6,426	0	6,426	0	6,426
53 2200 UTILITY/ENERGY SERVICES	221,483	233,298	233,298	0	233,298	0	233,298
53 2300 REPAIR SERVICES	21,640	21,035	21,035	0	21,035	0	21,035
53 2400 MAINTENANCE AGREEMENTS	42,579	50,000	50,000	0	50,000	0	50,000
53 2500 RENTALS/LEASES	205	207	207	0	207	0	207
53 2700 TRAVEL & OTHER EMP EXP	181	1,405	1,405	0	1,405	0	1,405
53 2800 COMMUNICATION/DATA PROC	6,315	8,655	8,655	0	8,655	0	8,655
53 2900 OTHER SERVICES	3,227	3,835	3,835	0	3,835	0	3,835
TOTAL PURCHASED SERVICES	311,828	338,768	338,768	0	338,768	0	338,768
53 3100 GENERAL ADMIN SUPPLIES	4,801	4,572	4,572	0	4,572	0	4,572
53 3200 FACILITY & HDWE SUPPLIES	50,198	57,500	57,500	0	57,500	0	57,500
53 3300 VEHICLE/EQUIP OPER SUPPL	9,628	16,675	16,675	0	16,675	0	16,675
53 3500 CLOTHING & RECREAT SUPPL	4,217	4,500	4,500	0	4,500	0	4,500
53 3600 DRUGS/PHARMACEUTICAL SUP	0	65	65	0	65	0	65
53 3700 RESEARCH/DEV & EDUC SUPP	16,455	15,429	15,429	0	15,429	0	15,429
53 3900 OTHER MATERIALS & SUPP	2,458	2,500	2,500	0	2,500	0	2,500
TOTAL SUPPLIES	87,757	101,241	101,241	0	101,241	0	101,241
53 4500 EQUIPMENT	6,834	18,024	18,024	0	18,024	0	18,024
TOTAL PROPERTY, PLANT & EQUIPMT	6,834	18,024	18,024	0	18,024	0	18,024

Fund Detail

54465 DHHS - Town of Butner

5400 Water Plant Operations

DESCRIPTION (1)	2003-2004 ACTUAL (2)	2004-2005 CERTIFIED (3)	2004-2005 AUTHORIZED (4)	2005-2006 INCR/DECR (5)	2005-2006 TOTAL (6)	2006-2007 INCR/DECR (7)	2006-2007 TOTAL (8)
REQUIREMENTS							
53 5100 LEGAL,LICENSE & PERM CON	1,615	2,070	2,070	0	2,070	0	2,070
53 5800 OTHER ADMIN EXPENSE	706	1,000	1,000	0	1,000	0	1,000
53 5900 OTHER EXPENSES	21	2,070	2,070	0	2,070	0	2,070
TOTAL OTHER EXPENSES & ADJUSTMEN	2,342	5,140	5,140	0	5,140	0	5,140
53 8010 DEPENDENT CARE -OP TFR	231	0	0	0	0	0	0
53 81D1 TRANSFER TO B/C 14410 CM	40,009	40,009	40,009	0	40,009	0	40,009
53 813E TRANSFER TO B/C 54465	530,838	635,485	635,485	0	635,485	0	635,485
TOTAL INTRAGOVERNMENTAL TRANSACT	571,078	675,494	675,494	0	675,494	0	675,494
TOTAL REQUIREMENTS	1,615,143	1,791,471	1,791,471	0	1,791,471	0	1,791,471
ESTIMATED RECEIPTS							
43 3121 STIF INT INC NON OP-PRGM	70,636	0	0	0	0	0	0
43 3122 STIF INTEREST -GEN REV	23	0	0	0	0	0	0
43 4170 UTILITY SALES & SERV.	1,765,818	1,648,042	1,648,042	0	1,648,042	0	1,648,042
43 4321 SALE OF SURPLUS PROP-NON	2,189	0	0	0	0	0	0
43 5500 FINES,PENAL,ASSESS FEES	12,252	0	0	0	0	0	0
43 7116 INSURANCE RECOV-NONOPERA	1,262	0	0	0	0	0	0
43 7122 ACCTS REC. INTEREST	13,739	0	0	0	0	0	0
43 7990 OTHER MIS REV.-PRGM	336	0	0	0	0	0	0
TOTAL RECEIPTS	1,866,255	1,648,042	1,648,042	0	1,648,042	0	1,648,042
CHANGE IN FUND BALANCE	251,112	-143,429	-143,429	0	-143,429	0	-143,429

Fund Detail

54465 DHHS - Town of Butner

5500 Waste Water Operations

DESCRIPTION (1)	2003-2004 ACTUAL (2)	2004-2005 CERTIFIED (3)	2004-2005 AUTHORIZED (4)	2005-2006 INCR/DECR (5)	2005-2006 TOTAL (6)	2006-2007 INCR/DECR (7)	2006-2007 TOTAL (8)
REQUIREMENTS							
53 1212 SPA-REG SALARIES-RECPT	414,436	437,659	437,659	0	437,659	0	437,659
53 1412 OT PAY - RECEIPTS	4,486	8,865	8,865	0	8,865	0	8,865
53 1422 HOLIDAY PAY - RECEIPTS	2,430	2,615	2,615	0	2,615	0	2,615
53 1432 SHIFT PREM PAY - RECEIPT	8,911	8,815	8,815	0	8,815	0	8,815
53 1442 CALLBK/STBY PREM PAY-REC	0	512	512	0	512	0	512
53 1462 EPA&SPA-LONGVTY PAY-REC	3,621	3,346	3,346	0	3,346	0	3,346
53 1512 SOCIAL SECURITY CONT-REC	32,272	35,329	35,329	0	35,329	0	35,329
53 1522 REG RETIRE CONTRIB-REC	14,839	26,855	26,855	0	26,855	0	26,855
53 1562 MED INS. CONTRIB-REC	41,678	44,616	44,616	0	44,616	0	44,616
53 1631 WORKERS COMP MED PYMTS	0	36	36	0	36	0	36
53 1641 INMATE LABOR	646	1,073	1,073	0	1,073	0	1,073
TOTAL PERSONAL SERVICES	523,319	569,721	569,721	0	569,721	0	569,721
53 2132 OTHER PROVIDED MED SER	1,379	2,000	2,000	0	2,000	0	2,000
53 2183 LABORATORY SER AGREE	31,454	37,967	37,967	0	37,967	0	37,967
53 2185 WASTE REM/RECY SER AGREE	3,179	3,500	3,500	0	3,500	0	3,500
53 2199 MISC. CONTRACTUAL SERVIC	3,500	10,800	10,800	0	10,800	0	10,800
53 2200 UTILITY/ENERGY SERVICES	214,761	231,217	231,217	0	231,217	0	231,217
53 2300 REPAIR SERVICES	27,446	105,998	105,998	0	105,998	0	105,998
53 2400 MAINTENANCE AGREEMENTS	85,624	135,135	135,135	0	135,135	0	135,135
53 2500 RENTALS/LEASES	1,041	3,933	3,933	0	3,933	0	3,933
53 2700 TRAVEL & OTHER EMP EXP	964	1,980	1,980	0	1,980	0	1,980
53 2800 COMMUNICATION/DATA PROC	6,309	13,981	14,634	0	14,634	0	14,634
53 2900 OTHER SERVICES	2,874	4,725	4,725	0	4,725	0	4,725
TOTAL PURCHASED SERVICES	378,531	551,236	551,889	0	551,889	0	551,889
53 3100 GENERAL ADMIN SUPPLIES	4,085	5,605	5,605	0	5,605	0	5,605
53 3200 FACILITY & HDWE SUPPLIES	27,130	37,190	37,190	0	37,190	0	37,190
53 3300 VEHICLE/EQUIP OPER SUPPL	9,196	15,116	15,116	0	15,116	0	15,116
53 3500 CLOTHING & RECREAT SUPPL	7,178	8,000	8,000	0	8,000	0	8,000
53 3600 DRUGS/PHARMACEUTICAL SUP	0	74	74	0	74	0	74
53 3700 RESEARCH/DEV & EDUC SUPP	23,313	15,300	15,300	0	15,300	0	15,300
53 3900 OTHER MATERIALS & SUPP	1,722	3,000	3,000	0	3,000	0	3,000
TOTAL SUPPLIES	72,624	84,285	84,285	0	84,285	0	84,285
53 4500 EQUIPMENT	70,004	59,988	59,988	0	59,988	0	59,988
TOTAL PROPERTY, PLANT & EQUIPMT	70,004	59,988	59,988	0	59,988	0	59,988

Fund Detail

54465 DHHS - Town of Butner

5500 Waste Water Operations

DESCRIPTION (1)	2003-2004 ACTUAL (2)	2004-2005 CERTIFIED (3)	2004-2005 AUTHORIZED (4)	2005-2006 INCR/DECR (5)	2005-2006 TOTAL (6)	2006-2007 INCR/DECR (7)	2006-2007 TOTAL (8)
REQUIREMENTS							
53 5100 LEGAL,LICENSE & PERM CON	25,075	183,919	183,919	0	183,919	0	183,919
53 5800 OTHER ADMIN EXPENSE	0	1,996	1,996	0	1,996	0	1,996
53 5900 OTHER EXPENSES	2,845	41,322	40,669	0	40,669	0	40,669
TOTAL OTHER EXPENSES & ADJUSTMEN	27,920	227,237	226,584	0	226,584	0	226,584
53 8010 DEPENDENT CARE -OP TFR	154	0	0	0	0	0	0
53 81D1 TRANSFER TO B/C 14410 CM	48,900	48,900	48,900	0	48,900	0	48,900
53 813E TRANSFER TO B/C 54465	707,701	785,793	785,793	0	785,793	0	785,793
TOTAL INTRAGOVERNMENTAL TRANSACT	756,755	834,693	834,693	0	834,693	0	834,693
TOTAL REQUIREMENTS	1,829,153	2,327,160	2,327,160	0	2,327,160	0	2,327,160
ESTIMATED RECEIPTS							
43 3121 STIF INT INC NON OP-PRGM	73,339	0	0	0	0	0	0
43 3122 STIF INTEREST -GEN REV	23	0	0	0	0	0	0
43 4170 UTILITY SALES & SERV.	2,000,464	2,182,169	2,182,169	0	2,182,169	0	2,182,169
43 7122 ACCTS REC. INTEREST	14,288	0	0	0	0	0	0
43 7990 OTHER MIS REV.-PRGM	364	0	0	0	0	0	0
TOTAL RECEIPTS	2,088,478	2,182,169	2,182,169	0	2,182,169	0	2,182,169
CHANGE IN FUND BALANCE	259,325	-144,991	-144,991	0	-144,991	0	-144,991

Fund Detail

54465 DHHS - Town of Butner

5600 Town of Butner Operation

DESCRIPTION (1)	2003-2004 ACTUAL (2)	2004-2005 CERTIFIED (3)	2004-2005 AUTHORIZED (4)	2005-2006 INCR/DECR (5)	2005-2006 TOTAL (6)	2006-2007 INCR/DECR (7)	2006-2007 TOTAL (8)
REQUIREMENTS							
53 1212 SPA-REG SALARIES-RECPT	144,492	146,785	146,785	0	146,785	0	146,785
53 1462 EPA&SPA-LONGVTY PAY-REC	5,335	6,720	6,720	0	6,720	0	6,720
53 1512 SOCIAL SECURITY CONT-REC	10,796	11,743	11,743	0	11,743	0	11,743
53 1522 REG RETIRE CONTRIB-REC	5,124	8,927	8,927	0	8,927	0	8,927
53 1562 MED INS. CONTRIB-REC	9,919	10,235	10,235	0	10,235	0	10,235
TOTAL PERSONAL SERVICES	175,666	184,410	184,410	0	184,410	0	184,410
53 2110 LEGAL SERVICES	1,650	4,000	4,000	0	4,000	0	4,000
53 2132 OTHER PROVIDED MED SER	0	1,200	1,200	0	1,200	0	1,200
53 2185 WASTE REM/RECY SER AGREE	764	4,000	4,000	0	4,000	0	4,000
53 2199 MISC. CONTRACTUAL SERVIC	0	42,315	42,315	0	42,315	0	42,315
53 2200 UTILITY/ENERGY SERVICES	28,133	38,680	38,680	0	38,680	0	38,680
53 2300 REPAIR SERVICES	612	2,675	2,675	0	2,675	0	2,675
53 2400 MAINTENANCE AGREEMENTS	4,165	6,100	6,100	0	6,100	0	6,100
53 2500 RENTALS/LEASES	20,374	20,873	20,873	0	20,873	0	20,873
53 2700 TRAVEL & OTHER EMP EXP	446	4,800	4,800	0	4,800	0	4,800
53 2800 COMMUNICATION/DATA PROC	9,434	11,500	11,500	0	11,500	0	11,500
53 2900 OTHER SERVICES	8,114	8,340	8,340	0	8,340	0	8,340
TOTAL PURCHASED SERVICES	73,692	144,483	144,483	0	144,483	0	144,483
53 3100 GENERAL ADMIN SUPPLIES	3,221	10,000	10,000	0	10,000	0	10,000
53 3200 FACILITY & HDWE SUPPLIES	527	300	300	0	300	0	300
53 3300 VEHICLE/EQUIP OPER SUPPL	0	4,000	4,000	0	4,000	0	4,000
53 3900 OTHER MATERIALS & SUPP	500	1,000	1,000	0	1,000	0	1,000
TOTAL SUPPLIES	4,248	15,300	15,300	0	15,300	0	15,300
53 4500 EQUIPMENT	27,086	6,000	6,000	0	6,000	0	6,000
TOTAL PROPERTY, PLANT & EQUIPMT	27,086	6,000	6,000	0	6,000	0	6,000
53 5800 OTHER ADMIN EXPENSE	3,233	7,000	7,000	0	7,000	0	7,000
53 5900 OTHER EXPENSES	1,006	5,500	5,500	0	5,500	0	5,500
TOTAL OTHER EXPENSES & ADJUSTMEN	4,239	12,500	12,500	0	12,500	0	12,500
53 8010 DEPENDENT CARE -OP TFR	119	0	0	0	0	0	0
TOTAL INTRAGOVERNMENTAL TRANSACT	119	0	0	0	0	0	0

Fund Detail

54465 DHHS - Town of Butner

5600 Town of Butner Operation

DESCRIPTION (1)	2003-2004 ACTUAL (2)	2004-2005 CERTIFIED (3)	2004-2005 AUTHORIZED (4)	2005-2006 INCR/DECR (5)	2005-2006 TOTAL (6)	2006-2007 INCR/DECR (7)	2006-2007 TOTAL (8)

TOTAL REQUIREMENTS	285,050	362,693	362,693	0	362,693	0	362,693

ESTIMATED RECEIPTS							

43 4410 RENTAL OF REAL PROPERTY	7,349	0	0	0	0	0	0
43 5900 OTHER LIC., FEES/PERMITS	1,511	0	0	0	0	0	0
43 7990 OTHER MIS REV. -PRGM	15	0	0	0	0	0	0
43 7992 IMP/PETTY CASH	1,000	1,000	1,000	0	1,000	0	1,000
43 813E TFR FROM B/C 54465	308,879	361,693	361,693	0	361,693	0	361,693

TOTAL RECEIPTS	318,754	362,693	362,693	0	362,693	0	362,693

CHANGE IN FUND BALANCE	33,704	0	0	0	0	0	0

Fund Detail

54465 DHHS - Town of Butner

5700 Road and Ground Operations

DESCRIPTION (1)	2003-2004 ACTUAL (2)	2004-2005 CERTIFIED (3)	2004-2005 AUTHORIZED (4)	2005-2006 INCR/DECR (5)	2005-2006 TOTAL (6)	2006-2007 INCR/DECR (7)	2006-2007 TOTAL (8)
REQUIREMENTS							
53 1212 SPA-REG SALARIES-RECPT	117,542	126,277	126,277	0	126,277	0	126,277
53 1462 EPA&SPA-LONGVTY PAY-REC	1,926	936	936	0	936	0	936
53 1512 SOCIAL SECURITY CONT-REC	8,830	9,754	9,754	0	9,754	0	9,754
53 1522 REG RETIRE CONTRIB-REC	4,086	7,398	7,398	0	7,398	0	7,398
53 1562 MED INS. CONTRIB-REC	12,226	16,661	16,661	0	16,661	0	16,661
53 1631 WORKERS COMP MED PYMTS	4,914	3	3	0	3	0	3
53 1641 INMATE LABOR	323	500	500	0	500	0	500
TOTAL PERSONAL SERVICES	149,847	161,529	161,529	0	161,529	0	161,529
53 2132 OTHER PROVIDED MED SER	396	1,000	1,000	0	1,000	0	1,000
53 2170 ADMIN SERVICES	667	0	0	0	0	0	0
53 2300 REPAIR SERVICES	23,283	34,000	34,000	0	34,000	0	34,000
53 2400 MAINTENANCE AGREEMENTS	0	2,000	2,000	0	2,000	0	2,000
53 2500 RENTALS/LEASES	156	500	500	0	500	0	500
53 2800 COMMUNICATION/DATA PROC	1,271	1,500	1,500	0	1,500	0	1,500
53 2900 OTHER SERVICES	1,428	6,000	6,000	0	6,000	0	6,000
TOTAL PURCHASED SERVICES	27,201	45,000	45,000	0	45,000	0	45,000
53 3100 GENERAL ADMIN SUPPLIES	1,263	2,000	2,000	0	2,000	0	2,000
53 3200 FACILITY & HDWE SUPPLIES	13,623	13,100	13,100	0	13,100	0	13,100
53 3300 VEHICLE/EQUIP OPER SUPPL	5,728	11,500	11,500	0	11,500	0	11,500
53 3500 CLOTHING & RECREAT SUPPL	570	1,500	1,500	0	1,500	0	1,500
53 3900 OTHER MATERIALS & SUPP	1,630	2,500	2,500	0	2,500	0	2,500
TOTAL SUPPLIES	22,814	30,600	30,600	0	30,600	0	30,600
53 4500 EQUIPMENT	0	2,000	2,000	0	2,000	0	2,000
TOTAL PROPERTY, PLANT & EQUIPMT	0	2,000	2,000	0	2,000	0	2,000
53 5900 OTHER EXPENSES	21	0	0	0	0	0	0
TOTAL OTHER EXPENSES & ADJUSTMEN	21	0	0	0	0	0	0
53 8010 DEPENDENT CARE -OP TFR	24	0	0	0	0	0	0
TOTAL INTRAGOVERNMENTAL TRANSACT	24	0	0	0	0	0	0

Fund Detail

54465 DHHS - Town of Butner

5700 Road and Ground Operations

DESCRIPTION (1)	2003-2004 ACTUAL (2)	2004-2005 CERTIFIED (3)	2004-2005 AUTHORIZED (4)	2005-2006 INCR/DECR (5)	2005-2006 TOTAL (6)	2006-2007 INCR/DECR (7)	2006-2007 TOTAL (8)

TOTAL REQUIREMENTS	199,907	239,129	239,129	0	239,129	0	239,129

ESTIMATED RECEIPTS							

43 3122 STIF INTEREST -GEN REV	116	0	0	0	0	0	0
43 7113 INSURANCE RECOVERIES	295	0	0	0	0	0	0
43 813E TFR FROM B/C 54465	199,497	239,129	239,129	0	239,129	0	239,129

TOTAL RECEIPTS	199,908	239,129	239,129	0	239,129	0	239,129

CHANGE IN FUND BALANCE	1	0	0	0	0	0	0

Summary by Purpose

74465 DHHS - John Umstead - Butner Area Central Services

DESCRIPTION (1)	2003-2004 ACTUAL (2)	2004-2005 CERTIFIED (3)	2004-2005 AUTHORIZED (4)	2005-2006 INCR/DECR (5)	2005-2006 TOTAL (6)	2006-2007 INCR/DECR (7)	2006-2007 TOTAL (8)
REQUIREMENTS							
7800 TELEPHONE SYSTEM	694,452	715,301	715,301	0	715,301	0	715,301
TOTAL REQUIREMENTS	694,452	715,301	715,301	0	715,301	0	715,301
ESTIMATED RECEIPTS							
7800 TELEPHONE SYSTEM	700,211	741,018	741,018	0	741,018	0	741,018
TOTAL RECEIPTS	700,211	741,018	741,018	0	741,018	0	741,018
CHANGE IN FUND BALANCE	5,759	25,717	25,717	0	25,717	0	25,717

Summary by Account

74465 DHHS - John Umstead - Butner Area Central Services

DESCRIPTION (1)	2003-2004 ACTUAL (2)	2004-2005 CERTIFIED (3)	2004-2005 AUTHORIZED (4)	2005-2006 INCR/DECR (5)	2005-2006 TOTAL (6)	2006-2007 INCR/DECR (7)	2006-2007 TOTAL (8)
REQUIREMENTS							
53 1212 SPA-REG SALARIES-RECPT	291,996	312,776	312,776	0	312,776	0	312,776
53 1412 OT PAY - RECEIPTS	18,710	10,789	10,789	0	10,789	0	10,789
53 1422 HOLIDAY PAY - RECEIPTS	1,247	1,087	1,087	0	1,087	0	1,087
53 1432 SHIFT PREM PAY - RECEIPT	4,376	4,915	4,915	0	4,915	0	4,915
53 1442 CALLBK/STBY PREM PAY-REC	4	0	0	0	0	0	0
53 1462 EPA&SPA-LONGVTY PAY-REC	6,176	9,067	9,067	0	9,067	0	9,067
53 1512 SOCIAL SEC CONTRIB-RECPT	25,097	25,907	25,907	0	25,907	0	25,907
53 1522 REG RETIRE CONTRIB-RECPT	11,423	19,692	19,692	0	19,692	0	19,692
53 1562 MED INS CONTRIB-RECPTS	29,472	30,888	30,888	0	30,888	0	30,888
TOTAL PERSONAL SERVICES	388,501	415,121	415,121	0	415,121	0	415,121
53 2199 MISC. CONTRACTUAL SERVIC	23,994	21,692	21,692	0	21,692	0	21,692
53 2300 REPAIR SERVICES	76,085	51,158	51,158	0	51,158	0	51,158
53 2400 MAINTANANCE AGREEMENTS	116,794	113,130	113,130	0	113,130	0	113,130
53 2700 TRAVEL & OTHER EMP. EXP.	0	2,000	2,000	0	2,000	0	2,000
53 2800 COMMUNICAT. & DATA PROC.	2,009	2,279	2,279	0	2,279	0	2,279
TOTAL PURCHASED SERVICES	218,882	190,259	190,259	0	190,259	0	190,259
53 3100 GEN. ADMIN. SUPPLIES	4,252	3,800	3,800	0	3,800	0	3,800
53 3200 FACILITY & HDWE. SUPPLIE	526	68	68	0	68	0	68
53 3300 VEHICLE/EQUIP. OPER.SUPP	1,091	2,049	2,049	0	2,049	0	2,049
53 3900 OTHER MATERIALS & SUPP	37,322	100,143	100,143	0	100,143	0	100,143
TOTAL SUPPLIES	43,191	106,060	106,060	0	106,060	0	106,060
53 4500 EQUIPMENT	43,498	3,535	3,535	0	3,535	0	3,535
TOTAL PROPERTY, PLANT & EQUIPMT	43,498	3,535	3,535	0	3,535	0	3,535
53 5900 OTHER EXPENSES	178	326	326	0	326	0	326
TOTAL OTHER EXPENSES & ADJUSTMEN	178	326	326	0	326	0	326
53 8010 DEPENDENT CARE-OP TFR	202	0	0	0	0	0	0
TOTAL INTRAGOVERNMENTAL TRANSACT	202	0	0	0	0	0	0

Summary by Account
74465 DHHS - John Umstead - Butner Area Central Services

DESCRIPTION (1)	2003-2004 ACTUAL (2)	2004-2005 CERTIFIED (3)	2004-2005 AUTHORIZED (4)	2005-2006 INCR/DECR (5)	2005-2006 TOTAL (6)	2006-2007 INCR/DECR (7)	2006-2007 TOTAL (8)

TOTAL REQUIREMENTS	694,452	715,301	715,301	0	715,301	0	715,301

ESTIMATED RECEIPTS							

43 4131 TELEPHONE/TELECOM SVC	694,514	741,018	741,018	0	741,018	0	741,018
43 4140 AUTOMOTIVE	5,697	0	0	0	0	0	0

TOTAL RECEIPTS	700,211	741,018	741,018	0	741,018	0	741,018

CHANGE IN FUND BALANCE	5,759	25,717	25,717	0	25,717	0	25,717

**Position Counts
Summary by Purpose
74465 DHHS - John Umstead - Butner Area Central Services**

DESCRIPTION (1)	2003-2004 ACTUAL (2)	2004-2005 CERTIFIED (3)	2004-2005 AUTHORIZED (4)	2005-2006 INCR/DECR (5)	2005-2006 TOTAL (6)	2006-2007 INCR/DECR (7)	2006-2007 TOTAL (8)
REQUIREMENTS							
----- 7800 TELEPHONE SYSTEM	9.00	9.00	9.00	.00	9.00	.00	9.00
TOTAL REQUIREMENTS	9.00	9.00	9.00	.00	9.00	.00	9.00

**Position Counts
Summary by Account
74465 DHHS - John Umstead - Butner Area Central Services**

DESCRIPTION (1)	2003-2004 ACTUAL (2)	2004-2005 CERTIFIED (3)	2004-2005 AUTHORIZED (4)	2005-2006 INCR/DECR (5)	2005-2006 TOTAL (6)	2006-2007 INCR/DECR (7)	2006-2007 TOTAL (8)
REQUIREMENTS							
53 1212 SPA-REG SALARIES-RECPT	9.00	9.00	9.00	.00	9.00	.00	9.00
TOTAL REQUIREMENTS	9.00	9.00	9.00	.00	9.00	.00	9.00

Fund Detail

74465 DHHS - John Umstead - Butner Area Central Services

7800 Telephone System

DESCRIPTION (1)	2003-2004 ACTUAL (2)	2004-2005 CERTIFIED (3)	2004-2005 AUTHORIZED (4)	2005-2006 INCR/DECR (5)	2005-2006 TOTAL (6)	2006-2007 INCR/DECR (7)	2006-2007 TOTAL (8)
REQUIREMENTS							
53 1212 SPA-REG SALARIES-RECPT	291,996	312,776	312,776	0	312,776	0	312,776
53 1412 OT PAY - RECEIPTS	18,710	10,789	10,789	0	10,789	0	10,789
53 1422 HOLIDAY PAY - RECEIPTS	1,247	1,087	1,087	0	1,087	0	1,087
53 1432 SHIFT PREM PAY - RECEIPT	4,376	4,915	4,915	0	4,915	0	4,915
53 1442 CALLBK/STBY PREM PAY-REC	4	0	0	0	0	0	0
53 1462 EPA&SPA-LONGVTY PAY-REC	6,176	9,067	9,067	0	9,067	0	9,067
53 1512 SOCIAL SEC CONTRIB-RECPT	25,097	25,907	25,907	0	25,907	0	25,907
53 1522 REG RETIRE CONTRIB-RECPT	11,423	19,692	19,692	0	19,692	0	19,692
53 1562 MED INS CONTRIB-RECPTS	29,472	30,888	30,888	0	30,888	0	30,888
TOTAL PERSONAL SERVICES	388,501	415,121	415,121	0	415,121	0	415,121
53 2199 MISC. CONTRACTUAL SERVIC	23,994	21,692	21,692	0	21,692	0	21,692
53 2300 REPAIR SERVICES	76,085	51,158	51,158	0	51,158	0	51,158
53 2400 MAINTANANCE AGREEMENTS	116,794	113,130	113,130	0	113,130	0	113,130
53 2700 TRAVEL & OTHER EMP. EXP.	0	2,000	2,000	0	2,000	0	2,000
53 2800 COMMUNICAT. & DATA PROC.	2,009	2,279	2,279	0	2,279	0	2,279
TOTAL PURCHASED SERVICES	218,882	190,259	190,259	0	190,259	0	190,259
53 3100 GEN. ADMIN. SUPPLIES	4,252	3,800	3,800	0	3,800	0	3,800
53 3200 FACILITY & HDWE. SUPPLIE	526	68	68	0	68	0	68
53 3300 VEHICLE/EQUIP. OPER.SUPP	1,091	2,049	2,049	0	2,049	0	2,049
53 3900 OTHER MATERIALS & SUPP	37,322	100,143	100,143	0	100,143	0	100,143
TOTAL SUPPLIES	43,191	106,060	106,060	0	106,060	0	106,060
53 4500 EQUIPMENT	43,498	3,535	3,535	0	3,535	0	3,535
TOTAL PROPERTY, PLANT & EQUIPMT	43,498	3,535	3,535	0	3,535	0	3,535
53 5900 OTHER EXPENSES	178	326	326	0	326	0	326
TOTAL OTHER EXPENSES & ADJUSTMEN	178	326	326	0	326	0	326
53 8010 DEPENDENT CARE-OP TFR	202	0	0	0	0	0	0
TOTAL INTRAGOVERNMENTAL TRANSACT	202	0	0	0	0	0	0

Fund Detail

74465 DHHS - John Umstead - Butner Area Central Services

7800 Telephone System

DESCRIPTION (1)	2003-2004 ACTUAL (2)	2004-2005 CERTIFIED (3)	2004-2005 AUTHORIZED (4)	2005-2006 INCR/DECR (5)	2005-2006 TOTAL (6)	2006-2007 INCR/DECR (7)	2006-2007 TOTAL (8)

TOTAL REQUIREMENTS	694,452	715,301	715,301	0	715,301	0	715,301

ESTIMATED RECEIPTS							

43 4131 TELEPHONE/TELECOM SVC	694,514	741,018	741,018	0	741,018	0	741,018
43 4140 AUTOMOTIVE	5,697	0	0	0	0	0	0

TOTAL RECEIPTS	700,211	741,018	741,018	0	741,018	0	741,018

CHANGE IN FUND BALANCE	5,759	25,717	25,717	0	25,717	0	25,717

Summary by Purpose

14470 DHHS - Division of Facility Services

DESCRIPTION (1)	2003-2004 ACTUAL (2)	2004-2005 CERTIFIED (3)	2004-2005 AUTHORIZED (4)	2005-2006 INCR/DECR (5)	2005-2006 TOTAL (6)	2006-2007 INCR/DECR (7)	2006-2007 TOTAL (8)
REQUIREMENTS							
1111 MANAGEMENT & SUPPORT	2,045,672	1,502,661	1,502,661	0	1,502,661	0	1,502,661
1311 FACILITY & HEALTH SERV	20,443,780	20,975,729	20,975,729	0	20,975,729	0	20,975,729
1511 EMERGENCY MEDICAL SERVIC	8,691,680	17,257,760	17,257,760	0	17,257,760	0	17,257,760
1711 PLAN & DEV HEALTH CARE	1,484,842	1,615,746	1,615,746	0	1,615,746	0	1,615,746
1991 INDIRECT RESERVE	1	0	0	0	0	0	0
1993 PRIOR YEAR UNEARNED REV.	-762	0	0	0	0	0	0
TOTAL REQUIREMENTS	32,665,213	41,351,896	41,351,896	0	41,351,896	0	41,351,896
ESTIMATED RECEIPTS							
1111 MANAGEMENT & SUPPORT	1,465,411	1,260,831	1,260,831	-350,000	910,831	-350,000	910,831
1311 FACILITY & HEALTH SERV	14,013,239	14,064,151	14,064,151	0	14,064,151	0	14,064,151
1511 EMERGENCY MEDICAL SERVIC	5,398,107	13,806,018	13,806,018	0	13,806,018	0	13,806,018
1711 PLAN & DEV HEALTH CARE	38,780	19,000	19,000	0	19,000	0	19,000
1810 REVENUE CLEARING FUND	-672,296	0	0	0	0	0	0
1818 CHARITABLE FUND RAISING	8	0	0	0	0	0	0
1991 INDIRECT RESERVE	310,896	0	0	0	0	0	0
1992 PRIOR YEAR EARNED REVENUE	158,461	0	0	0	0	0	0
1993 PRIOR YEAR UNEARNED REV.	40,727	0	0	0	0	0	0
TOTAL RECEIPTS	20,753,333	29,150,000	29,150,000	-350,000	28,800,000	-350,000	28,800,000
NET APPROPRIATION	11,911,880	12,201,896	12,201,896	350,000	12,551,896	350,000	12,551,896

Summary by Account

14470 DHHS - Division of Facility Services

DESCRIPTION (1)	2003-2004 ACTUAL (2)	2004-2005 CERTIFIED (3)	2004-2005 AUTHORIZED (4)	2005-2006 INCR/DECR (5)	2005-2006 TOTAL (6)	2006-2007 INCR/DECR (7)	2006-2007 TOTAL (8)
REQUIREMENTS							
53 1211 SPA-REG SALARIES-APPRO	3,547,523	3,746,313	3,746,313	0	3,746,313	0	3,746,313
53 1212 SPA-REG SALARIES-RECPT	1,544,220	1,597,520	1,597,520	0	1,597,520	0	1,597,520
53 1213 SPA-REG SALARIES-UNDESIG	12,049,147	12,902,454	12,902,454	0	12,902,454	0	12,902,454
53 1222 SPA TIME LIMITED SAL-REC	260,893	400,089	400,089	0	400,089	0	400,089
53 1412 OVERTIME PAY - RECEIPTS	617	0	0	0	0	0	0
53 1461 EPA&SPA-LONGVTY PAY-APPR	62,414	101,193	101,193	0	101,193	0	101,193
53 1462 EPA&SPA-LONGVTY PAY-REC	28,699	28,859	28,859	0	28,859	0	28,859
53 1463 EPA&SPA LONGVTY PAY-UNDE	154,396	115,561	115,561	0	115,561	0	115,561
53 1511 SOCIAL SEC CONTRIB-APPRO	268,466	406,137	406,137	0	406,137	0	406,137
53 1512 SOCIAL SEC CONTRIB-RECPT	137,426	164,738	164,738	0	164,738	0	164,738
53 1513 SOCIAL SEC CONTRIB-UNDES	905,146	855,767	855,767	0	855,767	0	855,767
53 1521 REG RETIRE CONTRIB-APPRO	123,459	223,733	223,733	0	223,733	0	223,733
53 1522 REG RETIRE CONTRIB-RECPT	62,737	117,840	117,840	0	117,840	0	117,840
53 1523 REG RETIRE CONTRIB-UNDES	416,930	761,803	761,803	0	761,803	0	761,803
53 1561 MED INS CONTRIB-APPRO	249,088	338,016	338,016	0	338,016	0	338,016
53 1562 MED INS CONTRIB-RECPTS	135,512	161,160	161,160	0	161,160	0	161,160
53 1563 MED INS CONTRIB-UNDES	834,459	914,598	914,598	0	914,598	0	914,598
53 1572 UNEMP COMP PAYMENTS TO E	9,009	0	0	0	0	0	0
53 1625 ST DISABILITY PMT	20,349	0	0	0	0	0	0
53 1628 ST DISABILITY PMT-RECEIP	13,699	0	0	0	0	0	0
53 1631 WORKERS COMPENSATION	8,843	15,007	15,007	0	15,007	0	15,007
53 1651 COMPENSATION TO BOARD ME	4,348	5,020	5,020	0	5,020	0	5,020
TOTAL PERSONAL SERVICES	20,837,380	22,855,808	22,855,808	0	22,855,808	0	22,855,808
53 2110 LEGAL SERVICES	450,959	633,372	633,372	0	633,372	0	633,372
53 2133 EMPLOYEE/EMPLOYMENT PHYS	350	500	500	0	500	0	500
53 2170 ADMINISTRATIVE SERVICES	148,855	1,500	1,500	0	1,500	0	1,500
53 2184 JANITORIAL SER AGREEMENT	6,400	6,500	6,500	0	6,500	0	6,500
53 2185 RECYCLING SERV AGREEMENT	636	1,000	1,000	0	1,000	0	1,000
53 2199 MISC CONTRACTUAL SERVICE	2,038,397	2,329,062	2,329,062	0	2,329,062	0	2,329,062
53 2200 UTILITY/ENERGY SERVICES	1,948	2,733	2,733	0	2,733	0	2,733
53 2300 REPAIR SERVICES	8,843	18,156	18,156	0	18,156	0	18,156
53 2400 MAINTENANCE AGREEMENTS	54,346	76,676	76,676	0	76,676	0	76,676
53 2500 RENTAL/LEASES	547,083	551,992	551,992	0	551,992	0	551,992
53 2700 TRAVEL&OTHER EMPLOYEE EX	1,093,909	1,277,956	1,277,956	0	1,277,956	0	1,277,956
53 2800 COMMUNICATION&DATA PROC	583,662	765,251	765,251	0	765,251	0	765,251

Summary by Account

14470 DHHS - Division of Facility Services

DESCRIPTION (1)	2003-2004 ACTUAL (2)	2004-2005 CERTIFIED (3)	2004-2005 AUTHORIZED (4)	2005-2006 INCR/DECR (5)	2005-2006 TOTAL (6)	2006-2007 INCR/DECR (7)	2006-2007 TOTAL (8)
53 2900 OTHER SERVICES	23,905	42,098	42,098	0	42,098	0	42,098
TOTAL PURCHASED SERVICES	4,959,293	5,706,796	5,706,796	0	5,706,796	0	5,706,796
53 3100 GENERAL ADMIN SUPPLIES	122,672	112,496	112,496	0	112,496	0	112,496
53 3300 VEHICLE/EQUIP OPER SUPPL	916	4,550	4,550	0	4,550	0	4,550
53 3400 FOOD & DIETARY SUPPLIES	3,597	4,000	4,000	0	4,000	0	4,000
53 3600 DRUGS/PHARMACEUTICAL SUP	355	3,310	3,310	0	3,310	0	3,310
53 3700 RESEARCH/DEVELOP& ED SUP	17,688	7,800	7,800	0	7,800	0	7,800
TOTAL SUPPLIES	145,228	132,156	132,156	0	132,156	0	132,156
53 4500 EQUIPMENT	3,108,954	2,063,123	2,063,123	0	2,063,123	0	2,063,123
53 4600 ART, OTHER ARTIFACTS&LIT	3,996	9,849	9,849	0	9,849	0	9,849
53 4700 INTANGIBLE ASSETS	47,134	4,050	4,050	0	4,050	0	4,050
TOTAL PROPERTY, PLANT & EQUIPMT	3,160,084	2,077,022	2,077,022	0	2,077,022	0	2,077,022
53 5100 LEGAL, LICENSE&PERMIT CST	106,324	69,530	69,530	0	69,530	0	69,530
53 5200 PENSION PAYMENTS	0	1,500	1,500	0	1,500	0	1,500
53 5600 ASSET & OTHER ADJUSTMENT	698,308	384	384	0	384	0	384
53 5800 OTHER ADMINISTRATIVE EXP	20,101	41,090	41,090	0	41,090	0	41,090
TOTAL OTHER EXPENSES & ADJUSTMEN	824,733	112,504	112,504	0	112,504	0	112,504
53 6901 POISON CONTROL CTR GRANT	1,236,492	1,236,492	1,236,492	0	1,236,492	0	1,236,492
53 6902 HRSA BT HOSPITAL GRANT	243,568	6,786,749	6,786,749	0	6,786,749	0	6,786,749
53 6903 HRSA BT COUNTY GRANT	461,650	2,262,250	2,262,250	0	2,262,250	0	2,262,250
TOTAL AID & PUBLIC ASSISTANCE	1,941,710	10,285,491	10,285,491	0	10,285,491	0	10,285,491
53 7100 AGENCY RESERVE	0	1,500	1,500	0	1,500	0	1,500
53 7170 REDISTRIBUTED COSTS	-6	0	0	0	0	0	0
TOTAL RESERVES	-6	1,500	1,500	0	1,500	0	1,500
53 8010 DEPENDENT CARE-OP TRS	12,202	0	0	0	0	0	0

Summary by Account

14470 DHHS - Division of Facility Services

DESCRIPTION (1)	2003-2004 ACTUAL (2)	2004-2005 CERTIFIED (3)	2004-2005 AUTHORIZED (4)	2005-2006 INCR/DECR (5)	2005-2006 TOTAL (6)	2006-2007 INCR/DECR (7)	2006-2007 TOTAL (8)
53 81D1 TRANS TO B/C 14410 CMS	492,583	136,586	136,586	0	136,586	0	136,586
53 81VG TRANS TO CI B/C 40241	100,000	0	0	0	0	0	0
53 8123 TRANS. INTRA-DEPARTMENT.	0	12,439	12,439	0	12,439	0	12,439
53 8160 TRANS-AUDIT EXPENSE	0	8,923	8,923	0	8,923	0	8,923
53 819Q TRANSFER TO OSBM	186,246	17,671	17,671	0	17,671	0	17,671
53 8499 WORK COMP RESIDUAL EQ TR	0	5,000	5,000	0	5,000	0	5,000
53 8990 TRANSFER TO SUBSEQUENT F	5,760	0	0	0	0	0	0

TOTAL INTRAGOVERNMENTAL TRANSACT	796,791	180,619	180,619	0	180,619	0	180,619

TOTAL REQUIREMENTS	32,665,213	41,351,896	41,351,896	0	41,351,896	0	41,351,896

ESTIMATED RECEIPTS							

43 2231 LOCAL FUNDS	100,625	35,000	35,000	0	35,000	0	35,000
43 2290 EMS TRACS PAYMENT	21,100	33,000	33,000	0	33,000	0	33,000
43 4310 SALE OF PUBLICATIONS	24,044	38,580	38,580	0	38,580	0	38,580
43 4320 SALE OF SURPLUS PROPERTY	156	500	500	0	500	0	500
43 5100 DFS LICENSURE FEES	1,746,346	1,794,937	1,794,937	0	1,794,937	0	1,794,937
43 5500 FINES,PENAL, ASSESS FEE	219,400	56,072	56,072	0	56,072	0	56,072
43 5600 REGISTRATION FEES	49,870	46,245	46,245	0	46,245	0	46,245
43 5900 OTHER FEES & PERMITS	215,430	390,801	390,801	0	390,801	0	390,801
43 7300 INDIRECT(OVERHEAD) COST	698,308	0	0	0	0	0	0
43 7990 OTHER MISC REV (REFUND)	21,578	0	0	0	0	0	0
43 7994 RETURNED CHECK FEE	675	0	0	0	0	0	0
43 81M3 TRANS FROM 24470	1,281,372	785,409	785,409	-350,000	435,409	-350,000	435,409
43 8103 GOV HWY SAFETY PROGRAM	0	100,977	100,977	0	100,977	0	100,977
43 8106 PREV HLT BLOCK GRANT	0	4,509	4,509	0	4,509	0	4,509
53 88BK PREVENTIVE HEALTH BLK GR	-18,058	0	0	0	0	0	0
53 88FH HRSA-BIOTERRORISM HOSP	4,470,386	13,419,679	13,419,679	0	13,419,679	0	13,419,679
53 883A PUBLIC HEALTH FUNDS	0	51,993	51,993	0	51,993	0	51,993
53 883B MEDICARE	5,678,243	4,545,168	4,545,168	0	4,545,168	0	4,545,168
53 883C CLIA	337,401	410,169	410,169	0	410,169	0	410,169
53 883E EMS - PARTNERSHIP	144,449	227,787	227,787	0	227,787	0	227,787
53 883F OASIS FUNDS	0	74,383	74,383	0	74,383	0	74,383

Summary by Account

14470 DHHS - Division of Facility Services

DESCRIPTION (1)	2003-2004 ACTUAL (2)	2004-2005 CERTIFIED (3)	2004-2005 AUTHORIZED (4)	2005-2006 INCR/DECR (5)	2005-2006 TOTAL (6)	2006-2007 INCR/DECR (7)	2006-2007 TOTAL (8)
53 883H HRSA-TRAUMA EMS	50,299	0	0	0	0	0	0
53 883J HRSA-RURAL ACCESS GRNT	286,294	0	0	0	0	0	0
53 886A HSQB - MEDICAID	3,770,768	5,090,269	5,090,269	0	5,090,269	0	5,090,269
53 886C MEDICAID ADM & TRNG	1,009,970	1,389,753	1,389,753	0	1,389,753	0	1,389,753
53 887Q SOCIAL SERV BLOCK GT	638,357	654,769	654,769	0	654,769	0	654,769
43 8990 CARRYFORWARD	6,320	0	0	0	0	0	0

TOTAL RECEIPTS	20,753,333	29,150,000	29,150,000	-350,000	28,800,000	-350,000	28,800,000

NET APPROPRIATION	11,911,880	12,201,896	12,201,896	350,000	12,551,896	350,000	12,551,896

**Position Counts
Summary by Purpose**

14470 DHHS - Division of Facility Services

DESCRIPTION (1)	2003-2004 ACTUAL (2)	2004-2005 CERTIFIED (3)	2004-2005 AUTHORIZED (4)	2005-2006 INCR/DECR (5)	2005-2006 TOTAL (6)	2006-2007 INCR/DECR (7)	2006-2007 TOTAL (8)
REQUIREMENTS							

1111 MANAGEMENT & SUPPORT	19.00	19.00	19.00	.00	19.00	.00	19.00
1311 FACILITY & HEALTH SERV	322.50	322.50	322.50	.00	322.50	.00	322.50
1511 EMERGENCY MEDICAL SERVIC	43.00	43.00	43.00	.00	43.00	.00	43.00
1711 PLAN & DEV HEALTH CARE	18.00	18.00	18.00	.00	18.00	.00	18.00

TOTAL REQUIREMENTS	402.50	402.50	402.50	.00	402.50	.00	402.50

Position Counts Summary by Account

14470 DHHS - Division of Facility Services

DESCRIPTION (1)	2003-2004 ACTUAL (2)	2004-2005 CERTIFIED (3)	2004-2005 AUTHORIZED (4)	2005-2006 INCR/DECR (5)	2005-2006 TOTAL (6)	2006-2007 INCR/DECR (7)	2006-2007 TOTAL (8)
REQUIREMENTS							
53 1211 SPA-REG SALARIES-APPRO	80.00	80.00	80.00	.00	80.00	.00	80.00
53 1212 SPA-REG SALARIES-RECPT	35.00	35.00	35.00	.00	35.00	.00	35.00
53 1213 SPA-REG SALARIES-UNDESIG	278.50	278.50	278.50	.00	278.50	.00	278.50
53 1222 SPA TIME LIMITED SAL-REC	9.00	9.00	9.00	.00	9.00	.00	9.00
TOTAL REQUIREMENTS	402.50	402.50	402.50	.00	402.50	.00	402.50

Fund Detail

14470 DHHS - Division of Facility Services

1111 Management and Support

DESCRIPTION (1)	2003-2004 ACTUAL (2)	2004-2005 CERTIFIED (3)	2004-2005 AUTHORIZED (4)	2005-2006 INCR/DECR (5)	2005-2006 TOTAL (6)	2006-2007 INCR/DECR (7)	2006-2007 TOTAL (8)
REQUIREMENTS							
53 1212 SPA-REG SALARIES-RECPT	110,455	162,399	162,399	0	162,399	0	162,399
53 1213 SPA-REG SALARIES-UNDESIG	788,838	849,773	849,773	0	849,773	0	849,773
53 1462 EPA&SPA-LONGVTY PAY-REC	4,920	3,383	3,383	0	3,383	0	3,383
53 1463 EPA&SPA LONGVTY PAY-UNDE	19,854	26,303	26,303	0	26,303	0	26,303
53 1512 SOCIAL SEC CONTRIB-RECPT	8,826	12,501	12,501	0	12,501	0	12,501
53 1513 SOCIAL SEC CONTRIB-UNDES	59,889	57,195	57,195	0	57,195	0	57,195
53 1522 REG RETIRE CONTRIB-RECPT	3,946	9,641	9,641	0	9,641	0	9,641
53 1523 REG RETIRE CONTRIB-UNDES	27,502	51,505	51,505	0	51,505	0	51,505
53 1562 MED INS CONTRIB-RECPTS	6,613	10,062	10,062	0	10,062	0	10,062
53 1563 MED INS CONTRIB-UNDES	48,586	52,603	52,603	0	52,603	0	52,603
53 1631 WORKERS COMPENSATION	440	306	306	0	306	0	306
53 1651 COMPENSATION TO BOARD ME	1,155	3,000	3,000	0	3,000	0	3,000
TOTAL PERSONAL SERVICES	1,081,024	1,238,671	1,238,671	0	1,238,671	0	1,238,671
53 2110 LEGAL SERVICES	6,777	49,501	49,501	0	49,501	0	49,501
53 2170 ADMINISTRATIVE SERVICES	1,018	1,500	1,500	0	1,500	0	1,500
53 2185 RECYCLING SERV AGREEMENT	319	500	500	0	500	0	500
53 2199 MISC CONTRACTUAL SERVICE	0	1,000	1,000	0	1,000	0	1,000
53 2300 REPAIR SERVICES	1,019	3,503	3,503	0	3,503	0	3,503
53 2400 MAINTENANCE AGREEMENTS	3,252	4,923	4,923	0	4,923	0	4,923
53 2500 RENTAL/LEASES	303	1,700	1,700	0	1,700	0	1,700
53 2700 TRAVEL&OTHER EMPLOYEE EX	23,280	37,524	37,524	0	37,524	0	37,524
53 2800 COMMUNICATION&DATA PROC	34,119	44,500	44,500	0	44,500	0	44,500
53 2900 OTHER SERVICES	5,474	9,020	9,020	0	9,020	0	9,020
TOTAL PURCHASED SERVICES	75,561	153,671	153,671	0	153,671	0	153,671
53 3100 GENERAL ADMIN SUPPLIES	33,098	31,754	31,754	0	31,754	0	31,754
53 3300 VEHICLE/EQUIP OPER SUPPL	657	1,000	1,000	0	1,000	0	1,000
53 3400 FOOD & DIETARY SUPPLIES	1,850	2,000	2,000	0	2,000	0	2,000
53 3700 RESEARCH/DEVELOP& ED SUP	216	300	300	0	300	0	300
TOTAL SUPPLIES	35,821	35,054	35,054	0	35,054	0	35,054
53 4500 EQUIPMENT	122,951	35,719	35,719	0	35,719	0	35,719
53 4600 ART,OTHER ARTIFACTS&LIT	1,322	2,000	2,000	0	2,000	0	2,000
53 4700 INTANGIBLE ASSETS	17,432	0	0	0	0	0	0
TOTAL PROPERTY, PLANT & EQUIPMT	141,705	37,719	37,719	0	37,719	0	37,719

Fund Detail

14470 DHHS - Division of Facility Services

1111 Management and Support

DESCRIPTION (1)	2003-2004 ACTUAL (2)	2004-2005 CERTIFIED (3)	2004-2005 AUTHORIZED (4)	2005-2006 INCR/DECR (5)	2005-2006 TOTAL (6)	2006-2007 INCR/DECR (7)	2006-2007 TOTAL (8)
REQUIREMENTS							
53 5100 LEGAL,LICENSE&PERMIT CST	67	100	100	0	100	0	100
53 5200 PENSION PAYMENTS	0	500	500	0	500	0	500
53 5600 ASSET & OTHER ADJUSTMENT	698,308	384	384	0	384	0	384
53 5800 OTHER ADMINISTRATIVE EXP	12,528	13,700	13,700	0	13,700	0	13,700
TOTAL OTHER EXPENSES & ADJUSTMEN	710,903	14,684	14,684	0	14,684	0	14,684
53 7100 AGENCY RESERVE	0	1,500	1,500	0	1,500	0	1,500
53 7170 REDISTRIBUTED COSTS	-5	0	0	0	0	0	0
TOTAL RESERVES	-5	1,500	1,500	0	1,500	0	1,500
53 8010 DEPENDENT CARE-OP TRS	456	0	0	0	0	0	0
53 81D1 TRANS TO B/C 14410 CMS	207	0	0	0	0	0	0
53 8123 TRANS. INTRA-DEPARTMENT.	0	12,439	12,439	0	12,439	0	12,439
53 8160 TRANS-AUDIT EXPENSE	0	8,923	8,923	0	8,923	0	8,923
TOTAL INTRAGOVERNMENTAL TRANSACT	663	21,362	21,362	0	21,362	0	21,362
TOTAL REQUIREMENTS	2,045,672	1,502,661	1,502,661	0	1,502,661	0	1,502,661
ESTIMATED RECEIPTS							
43 2231 LOCAL FUNDS	44,254	5,000	5,000	0	5,000	0	5,000
43 4310 SALE OF PUBLICATIONS	40	623	623	0	623	0	623
43 4320 SALE OF SURPLUS PROPERTY	156	500	500	0	500	0	500
43 7300 INDIRECT(OVERHEAD) COST	698,308	0	0	0	0	0	0
43 81M3 TRANS FROM 24470	211,982	647,289	647,289	-350,000	297,289	-350,000	297,289
53 88FH HRSA-BIOTERRORISM HOSP	0	25,817	25,817	0	25,817	0	25,817
53 883A PUBLIC HEALTH FUNDS	0	1,225	1,225	0	1,225	0	1,225
53 883B MEDICARE	248,537	283,229	283,229	0	283,229	0	283,229
53 883C CLIA	18,969	12,288	12,288	0	12,288	0	12,288
53 883E EMS - PARTNERSHIP	24,950	3,119	3,119	0	3,119	0	3,119
53 883F OASIS FUNDS	0	1,554	1,554	0	1,554	0	1,554
53 886A HSQB - MEDICAID	163,492	232,747	232,747	0	232,747	0	232,747
53 886C MEDICAID ADM & TRNG	34,386	35,107	35,107	0	35,107	0	35,107
53 887Q SOCIAL SERV BLOCK GT	20,337	12,333	12,333	0	12,333	0	12,333

Fund Detail

14470 DHHS - Division of Facility Services

1111 Management and Support

DESCRIPTION (1)	2003-2004 ACTUAL (2)	2004-2005 CERTIFIED (3)	2004-2005 AUTHORIZED (4)	2005-2006 INCR/DECR (5)	2005-2006 TOTAL (6)	2006-2007 INCR/DECR (7)	2006-2007 TOTAL (8)
<hr style="border-top: 1px dashed black;"/>							
TOTAL RECEIPTS	1,465,411	1,260,831	1,260,831	-350,000	910,831	-350,000	910,831
<hr style="border-top: 1px dashed black;"/>							
NET APPROPRIATION	580,261	241,830	241,830	350,000	591,830	350,000	591,830

Fund Detail

14470 DHHS - Division of Facility Services

1311 Facility and Health Services

DESCRIPTION (1)	2003-2004 ACTUAL (2)	2004-2005 CERTIFIED (3)	2004-2005 AUTHORIZED (4)	2005-2006 INCR/DECR (5)	2005-2006 TOTAL (6)	2006-2007 INCR/DECR (7)	2006-2007 TOTAL (8)
REQUIREMENTS							
53 1211 SPA-REG SALARIES-APPRO	1,617,839	1,684,525	1,684,525	0	1,684,525	0	1,684,525
53 1212 SPA-REG SALARIES-RECPT	1,392,965	1,383,715	1,383,715	0	1,383,715	0	1,383,715
53 1213 SPA-REG SALARIES-UNDESIG	11,056,192	11,822,562	11,822,562	0	11,822,562	0	11,822,562
53 1412 OVERTIME PAY - RECEIPTS	617	0	0	0	0	0	0
53 1461 EPA&SPA-LONGVTY PAY-APPR	22,532	59,615	59,615	0	59,615	0	59,615
53 1462 EPA&SPA-LONGVTY PAY-REC	23,104	24,760	24,760	0	24,760	0	24,760
53 1463 EPA&SPA LONGVTY PAY-UNDE	123,938	81,839	81,839	0	81,839	0	81,839
53 1511 SOCIAL SEC CONTRIB-APPRO	121,835	251,754	251,754	0	251,754	0	251,754
53 1512 SOCIAL SEC CONTRIB-RECPT	106,179	114,073	114,073	0	114,073	0	114,073
53 1513 SOCIAL SEC CONTRIB-UNDES	829,020	774,926	774,926	0	774,926	0	774,926
53 1521 REG RETIRE CONTRIB-APPRO	56,110	101,422	101,422	0	101,422	0	101,422
53 1522 REG RETIRE CONTRIB-RECPT	48,451	81,903	81,903	0	81,903	0	81,903
53 1523 REG RETIRE CONTRIB-UNDES	382,085	692,241	692,241	0	692,241	0	692,241
53 1561 MED INS CONTRIB-APPRO	105,019	188,489	188,489	0	188,489	0	188,489
53 1562 MED INS CONTRIB-RECPTS	107,059	101,217	101,217	0	101,217	0	101,217
53 1563 MED INS CONTRIB-UNDES	773,825	848,766	848,766	0	848,766	0	848,766
53 1572 UNEMP COMP PAYMENTS TO E	9,009	0	0	0	0	0	0
53 1625 ST DISABILITY PMT	20,349	0	0	0	0	0	0
53 1628 ST DISABILITY PMT-RECEIP	13,699	0	0	0	0	0	0
53 1631 WORKERS COMPENSATION	7,635	1,213	1,213	0	1,213	0	1,213
53 1651 COMPENSATION TO BOARD ME	988	720	720	0	720	0	720
TOTAL PERSONAL SERVICES	16,818,450	18,213,740	18,213,740	0	18,213,740	0	18,213,740
53 2110 LEGAL SERVICES	209,393	240,129	240,129	0	240,129	0	240,129
53 2133 EMPLOYEE/EMPLOYMENT PHYS	350	500	500	0	500	0	500
53 2170 ADMINISTRATIVE SERVICES	110,693	0	0	0	0	0	0
53 2184 JANITORIAL SER AGREEMENT	6,400	6,500	6,500	0	6,500	0	6,500
53 2185 RECYCLING SERV AGREEMENT	316	500	500	0	500	0	500
53 2199 MISC CONTRACTUAL SERVICE	556,965	59,014	59,014	0	59,014	0	59,014
53 2300 REPAIR SERVICES	3,241	5,000	5,000	0	5,000	0	5,000
53 2400 MAINTENANCE AGREEMENTS	39,451	41,405	41,405	0	41,405	0	41,405
53 2500 RENTAL/LEASES	393,166	441,579	441,579	0	441,579	0	441,579
53 2700 TRAVEL&OTHER EMPLOYEE EX	918,774	1,082,868	1,082,868	0	1,082,868	0	1,082,868
53 2800 COMMUNICATION&DATA PROC	388,189	419,106	419,106	0	419,106	0	419,106
53 2900 OTHER SERVICES	11,658	21,255	21,255	0	21,255	0	21,255
TOTAL PURCHASED SERVICES	2,638,596	2,317,856	2,317,856	0	2,317,856	0	2,317,856
53 3100 GENERAL ADMIN SUPPLIES	58,213	57,482	57,482	0	57,482	0	57,482
53 3300 VEHICLE/EQUIP OPER SUPPL	5	550	550	0	550	0	550

Fund Detail

14470 DHHS - Division of Facility Services

1311 Facility and Health Services

DESCRIPTION (1)	2003-2004 ACTUAL (2)	2004-2005 CERTIFIED (3)	2004-2005 AUTHORIZED (4)	2005-2006 INCR/DECR (5)	2005-2006 TOTAL (6)	2006-2007 INCR/DECR (7)	2006-2007 TOTAL (8)
REQUIREMENTS							
53 3400 FOOD & DIETARY SUPPLIES	932	1,000	1,000	0	1,000	0	1,000
53 3700 RESEARCH/DEVELOP& ED SUP	342	500	500	0	500	0	500
TOTAL SUPPLIES	59,492	59,532	59,532	0	59,532	0	59,532
53 4500 EQUIPMENT	130,330	192,300	192,300	0	192,300	0	192,300
53 4600 ART,OTHER ARTIFACTS&LIT	2,464	6,349	6,349	0	6,349	0	6,349
53 4700 INTANGIBLE ASSETS	243	1,500	1,500	0	1,500	0	1,500
TOTAL PROPERTY, PLANT & EQUIPMT	133,037	200,149	200,149	0	200,149	0	200,149
53 5100 LEGAL,LICENSE&PERMIT CST	24,685	25,000	25,000	0	25,000	0	25,000
53 5200 PENSION PAYMENTS	0	1,000	1,000	0	1,000	0	1,000
53 5800 OTHER ADMINISTRATIVE EXP	4,228	6,395	6,395	0	6,395	0	6,395
TOTAL OTHER EXPENSES & ADJUSTMEN	28,913	32,395	32,395	0	32,395	0	32,395
53 7170 REDISTRIBUTED COSTS	-4	0	0	0	0	0	0
TOTAL RESERVES	-4	0	0	0	0	0	0
53 8010 DEPENDENT CARE-OP TRS	10,029	0	0	0	0	0	0
53 81D1 TRANS TO B/C 14410 CMS	492,376	136,586	136,586	0	136,586	0	136,586
53 81VG TRANS TO CI B/C 40241	100,000	0	0	0	0	0	0
53 819Q TRANSFER TO OSBM	157,131	10,471	10,471	0	10,471	0	10,471
53 8499 WORK COMP RESIDUAL EQ TR	0	5,000	5,000	0	5,000	0	5,000
53 8990 TRANSFER TO SUBSEQUENT F	5,760	0	0	0	0	0	0
TOTAL INTRAGOVERNMENTAL TRANSACT	765,296	152,057	152,057	0	152,057	0	152,057
TOTAL REQUIREMENTS	20,443,780	20,975,729	20,975,729	0	20,975,729	0	20,975,729

Fund Detail

14470 DHHS - Division of Facility Services

1311 Facility and Health Services

DESCRIPTION (1)	2003-2004 ACTUAL (2)	2004-2005 CERTIFIED (3)	2004-2005 AUTHORIZED (4)	2005-2006 INCR/DECR (5)	2005-2006 TOTAL (6)	2006-2007 INCR/DECR (7)	2006-2007 TOTAL (8)
ESTIMATED RECEIPTS							
43 2231 LOCAL FUNDS	56,371	30,000	30,000	0	30,000	0	30,000
43 4310 SALE OF PUBLICATIONS	6,918	17,600	17,600	0	17,600	0	17,600
43 5100 DFS LICENSURE FEES	1,746,346	1,794,937	1,794,937	0	1,794,937	0	1,794,937
43 5500 FINES, PENAL, ASSESS FEE	187,050	48,072	48,072	0	48,072	0	48,072
43 5600 REGISTRATION FEES	0	6,600	6,600	0	6,600	0	6,600
43 5900 OTHER FEES & PERMITS	218,746	390,801	390,801	0	390,801	0	390,801
43 7990 OTHER MISC REV (REFUND)	3,590	0	0	0	0	0	0
43 7994 RETURNED CHECK FEE	650	0	0	0	0	0	0
43 81M3 TRANS FROM 24470	1,069,390	138,120	138,120	0	138,120	0	138,120
53 883A PUBLIC HEALTH FUNDS	0	50,768	50,768	0	50,768	0	50,768
53 883B MEDICARE	5,253,996	4,261,939	4,261,939	0	4,261,939	0	4,261,939
53 883C CLIA	339,332	397,881	397,881	0	397,881	0	397,881
53 883F OASIS FUNDS	0	72,829	72,829	0	72,829	0	72,829
53 886A HSQB - MEDICAID	3,540,443	4,857,522	4,857,522	0	4,857,522	0	4,857,522
53 886C MEDICAID ADM & TRNG	966,067	1,354,646	1,354,646	0	1,354,646	0	1,354,646
53 887Q SOCIAL SERV BLOCK GT	618,020	642,436	642,436	0	642,436	0	642,436
43 8990 CARRYFORWARD	6,320	0	0	0	0	0	0

TOTAL RECEIPTS	14,013,239	14,064,151	14,064,151	0	14,064,151	0	14,064,151

NET APPROPRIATION	6,430,541	6,911,578	6,911,578	0	6,911,578	0	6,911,578

Fund Detail

14470 DHHS - Division of Facility Services

1511 Emergency Medical Services

DESCRIPTION (1)	2003-2004 ACTUAL (2)	2004-2005 CERTIFIED (3)	2004-2005 AUTHORIZED (4)	2005-2006 INCR/DECR (5)	2005-2006 TOTAL (6)	2006-2007 INCR/DECR (7)	2006-2007 TOTAL (8)
REQUIREMENTS							
53 1211 SPA-REG SALARIES-APPRO	1,071,500	1,142,886	1,142,886	0	1,142,886	0	1,142,886
53 1212 SPA-REG SALARIES-RECPT	40,800	51,406	51,406	0	51,406	0	51,406
53 1213 SPA-REG SALARIES-UNDESIG	204,117	230,119	230,119	0	230,119	0	230,119
53 1222 SPA TIME LIMITED SAL-REC	260,893	400,089	400,089	0	400,089	0	400,089
53 1461 EPA&SPA-LONGVTY PAY-APPR	21,919	24,489	24,489	0	24,489	0	24,489
53 1462 EPA&SPA-LONGVTY PAY-REC	675	716	716	0	716	0	716
53 1463 EPA&SPA LONGVTY PAY-UNDE	10,604	7,419	7,419	0	7,419	0	7,419
53 1511 SOCIAL SEC CONTRIB-APPRO	80,981	90,688	90,688	0	90,688	0	90,688
53 1512 SOCIAL SEC CONTRIB-RECPT	22,421	38,164	38,164	0	38,164	0	38,164
53 1513 SOCIAL SEC CONTRIB-UNDES	16,237	23,646	23,646	0	23,646	0	23,646
53 1521 REG RETIRE CONTRIB-APPRO	37,385	67,883	67,883	0	67,883	0	67,883
53 1522 REG RETIRE CONTRIB-RECPT	10,340	26,296	26,296	0	26,296	0	26,296
53 1523 REG RETIRE CONTRIB-UNDES	7,343	18,057	18,057	0	18,057	0	18,057
53 1561 MED INS CONTRIB-APPRO	91,204	93,304	93,304	0	93,304	0	93,304
53 1562 MED INS CONTRIB-RECPTS	21,840	49,881	49,881	0	49,881	0	49,881
53 1563 MED INS CONTRIB-UNDES	12,048	13,229	13,229	0	13,229	0	13,229
53 1631 WORKERS COMPENSATION	399	13,109	13,109	0	13,109	0	13,109
53 1651 COMPENSATION TO BOARD ME	990	800	800	0	800	0	800
TOTAL PERSONAL SERVICES	1,911,696	2,292,181	2,292,181	0	2,292,181	0	2,292,181
53 2170 ADMINISTRATIVE SERVICES	29,441	0	0	0	0	0	0
53 2185 RECYCLING SERV AGREEMENT	1	0	0	0	0	0	0
53 2199 MISC CONTRACTUAL SERVICE	1,481,432	2,269,048	2,269,048	0	2,269,048	0	2,269,048
53 2200 UTILITY/ENERGY SERVICES	1,948	2,733	2,733	0	2,733	0	2,733
53 2300 REPAIR SERVICES	4,349	8,337	8,337	0	8,337	0	8,337
53 2400 MAINTENANCE AGREEMENTS	10,413	27,848	27,848	0	27,848	0	27,848
53 2500 RENTAL/LEASES	148,389	101,363	101,363	0	101,363	0	101,363
53 2700 TRAVEL&OTHER EMPLOYEE EX	134,922	137,452	137,452	0	137,452	0	137,452
53 2800 COMMUNICATION&DATA PROC	97,945	252,025	252,025	0	252,025	0	252,025
53 2900 OTHER SERVICES	7,522	10,663	10,663	0	10,663	0	10,663
TOTAL PURCHASED SERVICES	1,916,362	2,809,469	2,809,469	0	2,809,469	0	2,809,469
53 3100 GENERAL ADMIN SUPPLIES	24,763	14,660	14,660	0	14,660	0	14,660
53 3300 VEHICLE/EQUIP OPER SUPPL	254	3,000	3,000	0	3,000	0	3,000
53 3600 DRUGS/PHARMACEUTICAL SUP	355	3,310	3,310	0	3,310	0	3,310
53 3700 RESEARCH/DEVELOP& ED SUP	17,130	7,000	7,000	0	7,000	0	7,000
TOTAL SUPPLIES	42,502	27,970	27,970	0	27,970	0	27,970

Fund Detail

14470 DHHS - Division of Facility Services

1511 Emergency Medical Services

DESCRIPTION (1)	2003-2004 ACTUAL (2)	2004-2005 CERTIFIED (3)	2004-2005 AUTHORIZED (4)	2005-2006 INCR/DECR (5)	2005-2006 TOTAL (6)	2006-2007 INCR/DECR (7)	2006-2007 TOTAL (8)
REQUIREMENTS							
53 4500 EQUIPMENT	2,845,290	1,821,104	1,821,104	0	1,821,104	0	1,821,104
53 4600 ART,OTHER ARTIFACTS&LIT	555	500	500	0	500	0	500
53 4700 INTANGIBLE ASSETS	29,459	1,550	1,550	0	1,550	0	1,550
TOTAL PROPERTY,PLANT & EQUIPMT	2,875,304	1,823,154	1,823,154	0	1,823,154	0	1,823,154
53 5800 OTHER ADMINISTRATIVE EXP	3,107	19,495	19,495	0	19,495	0	19,495
TOTAL OTHER EXPENSES & ADJUSTMEN	3,107	19,495	19,495	0	19,495	0	19,495
53 6901 POISON CONTROL CTR GRANT	1,236,492	1,236,492	1,236,492	0	1,236,492	0	1,236,492
53 6902 HRSA BT HOSPITAL GRANT	243,568	6,786,749	6,786,749	0	6,786,749	0	6,786,749
53 6903 HRSA BT COUNTY GRANT	461,650	2,262,250	2,262,250	0	2,262,250	0	2,262,250
TOTAL AID & PUBLIC ASSISTANCE	1,941,710	10,285,491	10,285,491	0	10,285,491	0	10,285,491
53 7170 REDISTRIBUTED COSTS	1	0	0	0	0	0	0
TOTAL RESERVES	1	0	0	0	0	0	0
53 8010 DEPENDENT CARE-OP TRS	998	0	0	0	0	0	0
TOTAL INTRAGOVERNMENTAL TRANSACT	998	0	0	0	0	0	0
TOTAL REQUIREMENTS	8,691,680	17,257,760	17,257,760	0	17,257,760	0	17,257,760
ESTIMATED RECEIPTS							
43 2290 EMS TRACS PAYMENT	21,100	33,000	33,000	0	33,000	0	33,000
43 4310 SALE OF PUBLICATIONS	7,332	9,357	9,357	0	9,357	0	9,357
43 5600 REGISTRATION FEES	49,870	39,645	39,645	0	39,645	0	39,645
43 7994 RETURNED CHECK FEE	25	0	0	0	0	0	0
43 8103 GOV HWY SAFETY PROGRAM	0	100,977	100,977	0	100,977	0	100,977
43 8106 PREV HLT BLOCK GRANT	0	4,509	4,509	0	4,509	0	4,509
43 819J TRANS FROM 14900 - DCCPS	296,390	0	0	0	0	0	0
53 88FH HRSA-BIOTERRORISM HOSP	4,584,413	13,393,862	13,393,862	0	13,393,862	0	13,393,862
53 883E EMS - PARTNERSHIP	123,504	224,668	224,668	0	224,668	0	224,668
53 883H HRSA-TRAUMA EMS	29,179	0	0	0	0	0	0
53 883J HRSA-RURAL ACCESS GRNT	286,294	0	0	0	0	0	0

Fund Detail

14470 DHHS - Division of Facility Services

1511 Emergency Medical Services

DESCRIPTION (1)	2003-2004 ACTUAL (2)	2004-2005 CERTIFIED (3)	2004-2005 AUTHORIZED (4)	2005-2006 INCR/DECR (5)	2005-2006 TOTAL (6)	2006-2007 INCR/DECR (7)	2006-2007 TOTAL (8)
ESTIMATED RECEIPTS							

TOTAL RECEIPTS	5,398,107	13,806,018	13,806,018	0	13,806,018	0	13,806,018

NET APPROPRIATION	3,293,573	3,451,742	3,451,742	0	3,451,742	0	3,451,742

Fund Detail

14470 DHHS - Division of Facility Services

1711 Plan and Develop Health Care

DESCRIPTION (1)	2003-2004 ACTUAL (2)	2004-2005 CERTIFIED (3)	2004-2005 AUTHORIZED (4)	2005-2006 INCR/DECR (5)	2005-2006 TOTAL (6)	2006-2007 INCR/DECR (7)	2006-2007 TOTAL (8)
REQUIREMENTS							
53 1211 SPA-REG SALARIES-APPRO	858,184	918,902	918,902	0	918,902	0	918,902
53 1461 EPA&SPA-LONGVTY PAY-APPR	17,963	17,089	17,089	0	17,089	0	17,089
53 1511 SOCIAL SEC CONTRIB-APPRO	65,650	63,695	63,695	0	63,695	0	63,695
53 1521 REG RETIRE CONTRIB-APPRO	29,964	54,428	54,428	0	54,428	0	54,428
53 1561 MED INS CONTRIB-APPRO	52,865	56,223	56,223	0	56,223	0	56,223
53 1631 WORKERS COMPENSATION	369	379	379	0	379	0	379
53 1651 COMPENSATION TO BOARD ME	1,215	500	500	0	500	0	500
TOTAL PERSONAL SERVICES	1,026,210	1,111,216	1,111,216	0	1,111,216	0	1,111,216
53 2110 LEGAL SERVICES	234,789	343,742	343,742	0	343,742	0	343,742
53 2170 ADMINISTRATIVE SERVICES	7,703	0	0	0	0	0	0
53 2300 REPAIR SERVICES	234	1,316	1,316	0	1,316	0	1,316
53 2400 MAINTENANCE AGREEMENTS	1,230	2,500	2,500	0	2,500	0	2,500
53 2500 RENTAL/LEASES	5,225	7,350	7,350	0	7,350	0	7,350
53 2700 TRAVEL&OTHER EMPLOYEE EX	16,933	20,112	20,112	0	20,112	0	20,112
53 2800 COMMUNICATION&DATA PROC	63,414	49,620	49,620	0	49,620	0	49,620
53 2900 OTHER SERVICES	9	1,160	1,160	0	1,160	0	1,160
TOTAL PURCHASED SERVICES	329,537	425,800	425,800	0	425,800	0	425,800
53 3100 GENERAL ADMIN SUPPLIES	6,598	8,600	8,600	0	8,600	0	8,600
53 3400 FOOD & DIETARY SUPPLIES	815	1,000	1,000	0	1,000	0	1,000
TOTAL SUPPLIES	7,413	9,600	9,600	0	9,600	0	9,600
53 4500 EQUIPMENT	10,383	14,000	14,000	0	14,000	0	14,000
53 4600 ART,OTHER ARTIFACTS&LIT	-345	1,000	1,000	0	1,000	0	1,000
53 4700 INTANGIBLE ASSETS	0	1,000	1,000	0	1,000	0	1,000
TOTAL PROPERTY, PLANT & EQUIPMT	10,038	16,000	16,000	0	16,000	0	16,000
53 5100 LEGAL, LICENSE&PERMIT CST	81,572	44,430	44,430	0	44,430	0	44,430
53 5800 OTHER ADMINISTRATIVE EXP	238	1,500	1,500	0	1,500	0	1,500
TOTAL OTHER EXPENSES & ADJUSTMEN	81,810	45,930	45,930	0	45,930	0	45,930
53 8010 DEPENDENT CARE-OP TRS	719	0	0	0	0	0	0
53 819Q TRANSFER TO OSBM	29,115	7,200	7,200	0	7,200	0	7,200
TOTAL INTRAGOVERNMENTAL TRANSACT	29,834	7,200	7,200	0	7,200	0	7,200

Fund Detail

14470 DHHS - Division of Facility Services

1711 Plan and Develop Health Care

DESCRIPTION (1)	2003-2004 ACTUAL (2)	2004-2005 CERTIFIED (3)	2004-2005 AUTHORIZED (4)	2005-2006 INCR/DECR (5)	2005-2006 TOTAL (6)	2006-2007 INCR/DECR (7)	2006-2007 TOTAL (8)
<hr/>							
TOTAL REQUIREMENTS	1,484,842	1,615,746	1,615,746	0	1,615,746	0	1,615,746
<hr/>							
ESTIMATED RECEIPTS							
<hr/>							
43 4310 SALE OF PUBLICATIONS	9,746	11,000	11,000	0	11,000	0	11,000
43 5500 FINES,PENAL, ASSESS FEE	32,350	8,000	8,000	0	8,000	0	8,000
43 5900 OTHER FEES & PERMITS	-3,316	0	0	0	0	0	0
<hr/>							
TOTAL RECEIPTS	38,780	19,000	19,000	0	19,000	0	19,000
<hr/>							
NET APPROPRIATION	1,446,062	1,596,746	1,596,746	0	1,596,746	0	1,596,746

Fund Detail

14470 DHHS - Division of Facility Services

1810 Revenue Clearing Fund

DESCRIPTION (1)	2003-2004 ACTUAL (2)	2004-2005 CERTIFIED (3)	2004-2005 AUTHORIZED (4)	2005-2006 INCR/DECR (5)	2005-2006 TOTAL (6)	2006-2007 INCR/DECR (7)	2006-2007 TOTAL (8)
ESTIMATED RECEIPTS							
43 819J TRANS FROM 14900 - DCCPS	-296,390	0	0	0	0	0	0
53 88FH HRSA-BIOTERRORISM HOSP	-114,027	0	0	0	0	0	0
53 883B MEDICARE	-151,146	0	0	0	0	0	0
53 883C CLIA	-34,208	0	0	0	0	0	0
53 883E EMS - PARTNERSHIP	-14,620	0	0	0	0	0	0
53 883H HRSA-TRAUMA EMS	21,120	0	0	0	0	0	0
53 886A HSQB - MEDICAID	-67,461	0	0	0	0	0	0
53 886C MEDICAID ADM & TRNG	-15,564	0	0	0	0	0	0

TOTAL RECEIPTS	-672,296	0	0	0	0	0	0

NET APPROPRIATION	672,296	0	0	0	0	0	0

Fund Detail

14470 DHHS - Division of Facility Services

1818 Charitable Fund-Raising

DESCRIPTION (1)	2003-2004 ACTUAL (2)	2004-2005 CERTIFIED (3)	2004-2005 AUTHORIZED (4)	2005-2006 INCR/DECR (5)	2005-2006 TOTAL (6)	2006-2007 INCR/DECR (7)	2006-2007 TOTAL (8)
ESTIMATED RECEIPTS							

43 4310 SALE OF PUBLICATIONS	8	0	0	0	0	0	0

TOTAL RECEIPTS	8	0	0	0	0	0	0

NET APPROPRIATION	-8	0	0	0	0	0	0

Fund Detail

14470 DHHS - Division of Facility Services

1991 Indirect Reserve

DESCRIPTION (1)	2003-2004 ACTUAL (2)	2004-2005 CERTIFIED (3)	2004-2005 AUTHORIZED (4)	2005-2006 INCR/DECR (5)	2005-2006 TOTAL (6)	2006-2007 INCR/DECR (7)	2006-2007 TOTAL (8)
REQUIREMENTS							

53 7170 REDISTRIBUTED COSTS	1	0	0	0	0	0	0

TOTAL RESERVES	1	0	0	0	0	0	0

TOTAL REQUIREMENTS	1	0	0	0	0	0	0

ESTIMATED RECEIPTS							

53 883B MEDICARE	161,077	0	0	0	0	0	0
53 883C CLIA	12,238	0	0	0	0	0	0
53 883E EMS - PARTNERSHIP	2,473	0	0	0	0	0	0
53 886A HSQB - MEDICAID	110,481	0	0	0	0	0	0
53 886C MEDICAID ADM & TRNG	24,627	0	0	0	0	0	0

TOTAL RECEIPTS	310,896	0	0	0	0	0	0

NET APPROPRIATION	-310,895	0	0	0	0	0	0

Fund Detail

14470 DHHS - Division of Facility Services

1992 Prior Year Earned Revenue

DESCRIPTION (1)	2003-2004 ACTUAL (2)	2004-2005 CERTIFIED (3)	2004-2005 AUTHORIZED (4)	2005-2006 INCR/DECR (5)	2005-2006 TOTAL (6)	2006-2007 INCR/DECR (7)	2006-2007 TOTAL (8)
ESTIMATED RECEIPTS							
43 81C1 TRANSFER FROM 14430 - DP	-18,058	0	0	0	0	0	0
53 883B MEDICARE	125,878	0	0	0	0	0	0
53 883C CLIA	1,299	0	0	0	0	0	0
53 883E EMS - PARTNERSHIP	7,893	0	0	0	0	0	0
53 886A HSQB - MEDICAID	45,162	0	0	0	0	0	0
53 886C MEDICAID ADM & TRNG	-3,713	0	0	0	0	0	0

TOTAL RECEIPTS	158,461	0	0	0	0	0	0

NET APPROPRIATION	-158,461	0	0	0	0	0	0

Fund Detail

14470 DHHS - Division of Facility Services

1993 Prior Year Unearned Revenue

DESCRIPTION (1)	2003-2004 ACTUAL (2)	2004-2005 CERTIFIED (3)	2004-2005 AUTHORIZED (4)	2005-2006 INCR/DECR (5)	2005-2006 TOTAL (6)	2006-2007 INCR/DECR (7)	2006-2007 TOTAL (8)
REQUIREMENTS							
53 2800 COMMUNICATION&DATA PROC	-5	0	0	0	0	0	0
53 2900 OTHER SERVICES	-758	0	0	0	0	0	0
TOTAL PURCHASED SERVICES	-763	0	0	0	0	0	0
53 7170 REDISTRIBUTED COSTS	1	0	0	0	0	0	0
TOTAL RESERVES	1	0	0	0	0	0	0
TOTAL REQUIREMENTS	-762	0	0	0	0	0	0
ESTIMATED RECEIPTS							
43 7990 OTHER MISC REV (REFUND)	17,988	0	0	0	0	0	0
43 81C1 TRANSFER FROM 14430 - DP	18,058	0	0	0	0	0	0
53 88BK PREVENTIVE HEALTH BLK GR	-18,058	0	0	0	0	0	0
53 883B MEDICARE	39,901	0	0	0	0	0	0
53 883C CLIA	-229	0	0	0	0	0	0
53 883E EMS - PARTNERSHIP	249	0	0	0	0	0	0
53 886A HSQB - MEDICAID	-21,349	0	0	0	0	0	0
53 886C MEDICAID ADM & TRNG	4,167	0	0	0	0	0	0
TOTAL RECEIPTS	40,727	0	0	0	0	0	0
NET APPROPRIATION	-41,489	0	0	0	0	0	0

Summary by Purpose

14480 DHHS - Division of Vocational Rehabilitation

DESCRIPTION (1)	2003-2004 ACTUAL (2)	2004-2005 CERTIFIED (3)	2004-2005 AUTHORIZED (4)	2005-2006 INCR/DECR (5)	2005-2006 TOTAL (6)	2006-2007 INCR/DECR (7)	2006-2007 TOTAL (8)
REQUIREMENTS							
1101 MANAGEMENT & SUPPORT SER	7,524,074	5,811,118	5,870,618	481,397	6,352,015	481,397	6,352,015
1102 COUN. & PLACEMENT-STATE	26,332,497	30,239,913	30,268,227	5,255	30,273,482	0	30,268,227
1103 COUN. & PLACEMNT 3RD PAR	8,130,589	9,664,817	9,664,817	0	9,664,817	0	9,664,817
1104 AGENCY OPER. REHAB FACIL	2,391,490	2,622,100	2,622,100	152,629	2,774,729	4,663	2,626,763
1105 CASE SERVICES	52,704,122	55,685,561	55,685,561	2,321,813	58,007,374	3,574,465	59,260,026
1201 ESTABLISHMENT OF FACILIT	251,018	513,802	513,802	0	513,802	0	513,802
1301 CLIENT ASSISTANCE PROJEC	238,200	265,083	265,083	0	265,083	0	265,083
1302 SUPPORTED EMPLOY PROJECT	809,120	793,337	793,337	0	793,337	0	793,337
1303 ASSISTIVE TECHNOLOGY PRO	1,076,463	1,263,125	1,263,125	0	1,263,125	0	1,263,125
1305 INDEPENDNT LIVNG PROGRMS	15,731,794	16,883,796	16,849,218	159,668	17,008,886	288,194	17,137,412
1991 INDIRECT RESERVE	1,853,090	347,691	347,691	0	347,691	0	347,691
1992 Prior Year earned Rev	3,036,687	0	0	0	0	0	0
1993 PRIOR YEAR AUDIT & ADJ	875,948	0	0	0	0	0	0
TOTAL REQUIREMENTS	120,955,092	124,090,343	124,143,579	3,120,762	127,264,341	4,348,719	128,492,298
ESTIMATED RECEIPTS							
1101 MANAGEMENT & SUPPORT SER	5,601,347	3,820,422	3,863,263	378,859	4,242,122	378,859	4,242,122
1102 COUN. & PLACEMENT-STATE	15,118,255	18,881,588	18,881,588	1,872	18,883,460	-26,226	18,855,362
1103 COUN. & PLACEMNT 3RD PAR	8,130,597	9,664,817	9,664,817	0	9,664,817	0	9,664,817
1104 AGENCY OPER. REHAB FACIL	1,602,102	1,795,867	1,795,867	120,119	1,915,986	3,670	1,799,537
1105 CASE SERVICES	42,871,960	46,673,150	46,673,150	1,040,267	47,713,417	2,026,104	48,699,254
1201 ESTABLISHMENT OF FACILIT	251,019	513,802	513,802	0	513,802	0	513,802
1301 CLIENT ASSISTANCE PROJEC	238,198	265,083	265,083	0	265,083	0	265,083
1302 SUPPORTED EMPLOY PROJECT	809,120	793,337	793,337	0	793,337	0	793,337
1303 ASSISTIVE TECHNOLOGY PRO	540,789	644,579	644,579	0	644,579	0	644,579
1305 INDEPENDNT LIVNG PROGRMS	628,635	524,521	524,521	0	524,521	0	524,521
1810 Revenue Clearing	-14,581	0	0	0	0	0	0
1991 INDIRECT RESERVE	1,853,508	347,691	347,691	0	347,691	0	347,691
1992 Prior Year earned Rev	3,035,183	0	0	0	0	0	0
1993 PRIOR YEAR AUDIT & ADJ	875,950	0	0	0	0	0	0
TOTAL RECEIPTS	81,542,082	83,924,857	83,967,698	1,541,117	85,508,815	2,382,407	86,350,105

Summary by Purpose
14480 DHHS - Division of Vocational Rehabilitation

DESCRIPTION (1)	2003-2004 ACTUAL (2)	2004-2005 CERTIFIED (3)	2004-2005 AUTHORIZED (4)	2005-2006 INCR/DECR (5)	2005-2006 TOTAL (6)	2006-2007 INCR/DECR (7)	2006-2007 TOTAL (8)

NET APPROPRIATION	39,413,010	40,165,486	40,175,881	1,579,645	41,755,526	1,966,312	42,142,193

Summary by Account

14480 DHHS - Division of Vocational Rehabilitation

DESCRIPTION (1)	2003-2004 ACTUAL (2)	2004-2005 CERTIFIED (3)	2004-2005 AUTHORIZED (4)	2005-2006 INCR/DECR (5)	2005-2006 TOTAL (6)	2006-2007 INCR/DECR (7)	2006-2007 TOTAL (8)
REQUIREMENTS							
53 1213 SPA-REG SALARIES-UNDESIG	33,726,798	37,613,141	37,658,597	0	37,658,597	0	37,658,597
53 1223 TIME LTD. UNDESIGNATED	75,655	5,130	5,130	0	5,130	0	5,130
53 1433 SHIFT PREM PAY - UNDESIG	516	0	0	0	0	0	0
53 1452 DUAL EMPL WAGES - RECPTS	9,540	0	0	0	0	0	0
53 1463 EPA&SPA-LONGVTY PAY-UNDE	620,770	693,729	693,729	0	693,729	0	693,729
53 1513 SOCIAL SEC CONTRIB-UNDES	2,570,336	2,933,119	2,936,597	0	2,936,597	0	2,936,597
53 1523 REG RETIRE CONTRIB-UNDES	1,150,275	2,198,890	2,200,259	0	2,200,259	0	2,200,259
53 1563 MED INS CONTRIB-UNDES	3,059,645	3,553,442	3,556,375	0	3,556,375	0	3,556,375
53 1572 UNEMP COMP PAYMNTS TO ES	24,115	0	0	0	0	0	0
53 1611 SUGGESTION SYSTEM AWARDS	413	0	0	0	0	0	0
53 1624 GRIEVANCE SETTLEMENT	60,587	0	0	0	0	0	0
53 1625 ST DISABILITY PMT	58,801	26,000	26,000	0	26,000	0	26,000
53 1631 WRKER COMP-MED PAYMENTS	110,026	31,731	31,731	0	31,731	0	31,731
53 1651 COMPENSATION TO BOARD ME	7,440	3,300	3,300	0	3,300	0	3,300
TOTAL PERSONAL SERVICES	41,474,917	47,058,482	47,111,718	0	47,111,718	0	47,111,718
53 2132 OTHER PROVIDED MED SER	108,059	106,326	106,326	0	106,326	0	106,326
53 2170 ADMIN SERVICES	9,802	6,458	6,458	0	6,458	0	6,458
53 2184 JANITORIAL SER AGREEMENT	136,849	147,029	147,029	0	147,029	0	147,029
53 2185 WASTE REM/RECY SER AGREE	6,228	4,191	4,191	0	4,191	0	4,191
53 2187 PEST CONTROL AGREEMENT	340	1,041	1,041	0	1,041	0	1,041
53 2199 MISC CONTRACTUAL SERVICE	463,150	684,820	684,820	0	684,820	0	684,820
53 2200 UTILITY/ENERGY SERVICES	211,779	198,281	198,281	31,386	229,667	4,663	202,944
53 2300 REPAIR SERVICES	62,572	64,656	64,656	0	64,656	0	64,656
53 2400 MAINTENANCE AGREEMENTS	102,830	202,659	202,659	0	202,659	0	202,659
53 2500 RENTAL/LEASES	2,985,788	3,284,926	3,284,926	0	3,284,926	0	3,284,926
53 2700 TRAVEL&OTHER EMPLOYEE EX	1,074,654	1,155,699	1,155,699	0	1,155,699	0	1,155,699
53 2800 COMMUNICATION&DATA PROC	1,317,048	1,040,508	1,040,508	481,397	1,521,905	481,397	1,521,905
53 2900 OTHER SERVICES	476,138	591,092	591,092	0	591,092	0	591,092
TOTAL PURCHASED SERVICES	6,955,237	7,487,686	7,487,686	512,783	8,000,469	486,060	7,973,746
53 3100 GENERAL ADMIN SUPPLIES	398,872	407,161	407,161	0	407,161	0	407,161
53 3200 FACILITY & HARDWARE SUPP	3,368	4,100	4,100	0	4,100	0	4,100
53 3300 VEHICLE/EQUIP OPER SUPP	12,195	18,748	18,748	0	18,748	0	18,748
TOTAL SUPPLIES	414,435	430,009	430,009	0	430,009	0	430,009

Summary by Account

14480 DHHS - Division of Vocational Rehabilitation

DESCRIPTION (1)	2003-2004 ACTUAL (2)	2004-2005 CERTIFIED (3)	2004-2005 AUTHORIZED (4)	2005-2006 INCR/DECR (5)	2005-2006 TOTAL (6)	2006-2007 INCR/DECR (7)	2006-2007 TOTAL (8)
53 4500 EQUIPMENT	219,671	156,773	157,052	126,498	283,550	0	157,052
53 4700 INTANGIBLE ASSETS	43,678	0	0	0	0	0	0
TOTAL PROPERTY, PLANT & EQUIPMT	263,349	156,773	157,052	126,498	283,550	0	157,052
53 5100 LEGAL, LICENSE & PERMIT CST	29,413	0	0	0	0	0	0
53 5200 PENSION PAYMENTS	0	9,000	9,000	0	9,000	0	9,000
53 5600 ASSET & OTHER ADJUSTMENT	2,207,531	426,938	426,938	0	426,938	0	426,938
53 5800 OTHER ADMINISTRATIVE EXP	79,139	65,877	65,598	0	65,598	0	65,598
53 5900 OTHER EXPENSE	50,000	50,000	50,000	0	50,000	0	50,000
TOTAL OTHER EXPENSES & ADJUSTMEN	2,366,083	551,815	551,536	0	551,536	0	551,536
53 6111 MEDICAL	27,502,103	25,011,269	25,011,269	2,395,955	27,407,224	3,724,035	28,735,304
53 6112 NON-MEDICAL	22,824,317	25,272,943	25,272,943	85,526	25,358,469	138,624	25,411,567
53 6113 IL - ATTENDANT CARE	3,628,857	4,162,722	4,162,722	0	4,162,722	0	4,162,722
53 6114 SUPPORTED EMPLOYMENT	809,120	793,337	793,337	0	793,337	0	793,337
53 6120 CASE SERVICE-GROUP	228,554	169,041	169,041	0	169,041	0	169,041
53 6131 SHELTERED WORKSHOP PAYME	9,029,983	11,294,098	11,294,098	0	11,294,098	0	11,294,098
53 6132 IL-CONTRACT-CLIENT SERVI	100,258	97,721	97,721	0	97,721	0	97,721
53 6993 OTHER AID & GRANTS-UCP	95,312	95,312	95,312	0	95,312	0	95,312
53 6994 OTHER AID & GRANTS-EASTE	155,706	155,706	155,706	0	155,706	0	155,706
TOTAL AID & PUBLIC ASSISTANCE	64,374,210	67,052,149	67,052,149	2,481,481	69,533,630	3,862,659	70,914,808
53 7110 RESERVES & OTHER DISTRIB	0	346,051	346,051	0	346,051	0	346,051
53 7111 RESERVE FOR ACCESS	0	270,515	270,515	0	270,515	0	270,515
53 719A UNCOMMITTED BASIC SUPP	0	171,627	171,627	0	171,627	0	171,627
TOTAL RESERVES	0	788,193	788,193	0	788,193	0	788,193
53 8010 DEPENDENT CARE-OP TFR	22,349	26	26	0	26	0	26
53 8021 WORK COMP OP TRANS-1 QTR	0	1,000	1,000	0	1,000	0	1,000
53 8022 WORK COMP OP TRANS-2 QTR	0	1,000	1,000	0	1,000	0	1,000
53 8023 WORK COMP OP TRANS-3 QTR	0	1,000	1,000	0	1,000	0	1,000
53 8024 WOR COMP OP TRANS-4 QTR	0	1,000	1,000	0	1,000	0	1,000
53 81D1 TRANSFER TO B/C 14410 CM	2,809,805	37,019	37,019	0	37,019	0	37,019

Summary by Account

14480 DHHS - Division of Vocational Rehabilitation

DESCRIPTION (1)	2003-2004 ACTUAL (2)	2004-2005 CERTIFIED (3)	2004-2005 AUTHORIZED (4)	2005-2006 INCR/DECR (5)	2005-2006 TOTAL (6)	2006-2007 INCR/DECR (7)	2006-2007 TOTAL (8)
53 81N1 TRANSFER TO B/C 14480 DV	2,079,972	261,407	261,407	0	261,407	0	261,407
53 8102 TRANSFER TO SPECIAL REVE	0	262,784	262,784	0	262,784	0	262,784
53 819A TRANS TO 14100-DOA	194,735	0	0	0	0	0	0

TOTAL INTRAGOVERNMENTAL TRANSACT	5,106,861	565,236	565,236	0	565,236	0	565,236

TOTAL REQUIREMENTS	120,955,092	124,090,343	124,143,579	3,120,762	127,264,341	4,348,719	128,492,298

ESTIMATED RECEIPTS							

43 2211 LOCAL FUNDS	2,115,860	2,173,227	2,173,227	0	2,173,227	0	2,173,227
43 2996 PROVIDER MATCH	62,854	62,755	62,755	0	62,755	0	62,755
43 4320 SALE OF SURPLUS PROPERTY	499	8,000	8,000	0	8,000	0	8,000
43 7300 INDIRECT(OVERHD) COST RE	2,207,531	426,938	426,938	0	426,938	0	426,938
43 7990 OTHER MISC REV-PROGRAM	2,089,258	3,719,985	3,719,985	0	3,719,985	0	3,719,985
43 7992 IMP/PETTY CASH RE-DEPOSI	50,000	50,000	50,000	0	50,000	0	50,000
43 7994 RETURNED CHECK FEE	25	0	0	0	0	0	0
43 81C1 TRF FROM B/C 14430 DPH	81,417	109,112	109,112	0	109,112	0	109,112
43 81G1 TRF FROM B/C 14424 OES	0	18,200	18,200	0	18,200	0	18,200
43 81K1 TRF FROM B/C 14445-DMA	11,239,660	7,006,044	7,006,044	0	7,006,044	0	7,006,044
43 81N1 TRF FROM B/C 14480 DVR	2,079,972	152,449	152,449	0	152,449	0	152,449
43 819A TRF FR DOA B/C 14100 ADM	129,044	127,962	127,962	0	127,962	0	127,962
43 819B TRF. FROM COMMERCE	61,319	0	0	0	0	0	0
43 819U TRANSFER FROM DOT	266,064	350,000	350,000	0	350,000	0	350,000
53 8220 REIMBURSEMENT-DUAL EMPLO	10,269	0	0	0	0	0	0
53 8320 SOCIAL SECURITY ADMINIST	-283,486	0	0	0	0	0	0
53 8342 DISABILITY BENEFITS-PRIO	461	0	0	0	0	0	0
53 8343 HOSPITALIZATION CONTRIBU	1,674	0	0	0	0	0	0
53 8344 REIMBURSEMENT FROM DMA	-4,233,616	0	0	0	0	0	0
53 8345 CASE SERVICE-PRIOR YEAR	-777,732	510,000	510,000	0	510,000	0	510,000
53 88JK NC NURSING FACILITY TRAN	82,312	138,187	138,187	0	138,187	0	138,187
53 881A REHAB SERVICE	15,739	0	0	0	0	0	0
53 886C DMA ADMIN & TRNG	80,231	10,993	10,993	0	10,993	0	10,993
53 886J MEDICAID INFRASTRUCTURE	16,042	750,000	750,000	0	750,000	0	750,000
53 887M DISABILITY DETERM.	1,387,211	98,961	98,961	0	98,961	0	98,961

Summary by Account

14480 DHHS - Division of Vocational Rehabilitation

DESCRIPTION (1)	2003-2004 ACTUAL (2)	2004-2005 CERTIFIED (3)	2004-2005 AUTHORIZED (4)	2005-2006 INCR/DECR (5)	2005-2006 TOTAL (6)	2006-2007 INCR/DECR (7)	2006-2007 TOTAL (8)
53 887Q SOCIAL SERVICES BLOCK GR	209,263	188,263	188,263	0	188,263	0	188,263
53 889A BASIC SUPPORT PROGRAM	62,107,533	65,699,174	65,742,015	1,541,117	67,283,132	2,382,407	68,124,422
53 889B CLIENT ASSISTANCE PROGRA	267,703	265,083	265,083	0	265,083	0	265,083
53 889C INDEPENDENT LIVING-PARTB	373,771	376,334	376,334	0	376,334	0	376,334
53 889D SUPPORTED EMPLOYMENT	809,120	793,337	793,337	0	793,337	0	793,337
53 889E ASSISTIVE TECHNOLOGY PRO	374,753	401,288	401,288	0	401,288	0	401,288
53 889F IN-SERVICE TRAINING PROG	271,373	135,161	135,161	0	135,161	0	135,161
53 889H ALLIANCE EMPLOYMT ENHANC	78,095	0	0	0	0	0	0
53 889J MAKING EMP NEW SUCCESS	356,202	353,404	353,404	0	353,404	0	353,404
43 8980 PRIOR FISCAL YEAR TRANSF	11,661	0	0	0	0	0	0

TOTAL RECEIPTS	81,542,082	83,924,857	83,967,698	1,541,117	85,508,815	2,382,407	86,350,105

NET APPROPRIATION	39,413,010	40,165,486	40,175,881	1,579,645	41,755,526	1,966,312	42,142,193

**Position Counts
Summary by Purpose
14480 DHHS - Division of Vocational Rehabilitation**

DESCRIPTION (1)	2003-2004 ACTUAL (2)	2004-2005 CERTIFIED (3)	2004-2005 AUTHORIZED (4)	2005-2006 INCR/DECR (5)	2005-2006 TOTAL (6)	2006-2007 INCR/DECR (7)	2006-2007 TOTAL (8)
REQUIREMENTS							
1101 MANAGEMENT & SUPPORT SER	80.25	78.50	79.25	.00	79.25	.00	79.25
1102 COUN. & PLACEMENT-STATE	548.00	543.00	544.00	.00	544.00	.00	544.00
1103 COUN. & PLACEMNT 3RD PAR	206.50	206.50	206.50	.00	206.50	.00	206.50
1104 AGENCY OPER. REHAB FACIL	59.00	59.00	59.00	.00	59.00	.00	59.00
1301 CLIENT ASSISTANCE PROJEC	4.00	4.00	4.00	.00	4.00	.00	4.00
1303 ASSISTIVE TECHNOLOGY PRO	17.00	17.00	17.00	.00	17.00	.00	17.00
1305 INDEPENDNT LIVNG PROGRMS	128.00	128.00	127.00	.00	127.00	.00	127.00
TOTAL REQUIREMENTS	1,042.75	1,036.00	1,036.75	.00	1,036.75	.00	1,036.75

**Position Counts
Summary by Account**

14480 DHHS - Division of Vocational Rehabilitation

DESCRIPTION (1)	2003-2004 ACTUAL (2)	2004-2005 CERTIFIED (3)	2004-2005 AUTHORIZED (4)	2005-2006 INCR/DECR (5)	2005-2006 TOTAL (6)	2006-2007 INCR/DECR (7)	2006-2007 TOTAL (8)
REQUIREMENTS							
53 1213 SPA-REG SALARIES-UNDESIG	1,042.75	1,036.00	1,036.75	.00	1,036.75	.00	1,036.75
TOTAL REQUIREMENTS	1,042.75	1,036.00	1,036.75	.00	1,036.75	.00	1,036.75

Fund Detail

14480 DHHS - Division of Vocational Rehabilitation

1101 Management and Support Services

DESCRIPTION (1)	2003-2004 ACTUAL (2)	2004-2005 CERTIFIED (3)	2004-2005 AUTHORIZED (4)	2005-2006 INCR/DECR (5)	2005-2006 TOTAL (6)	2006-2007 INCR/DECR (7)	2006-2007 TOTAL (8)
REQUIREMENTS							
53 1213 SPA-REG SALARIES-UNDESIG	3,313,362	3,727,101	3,778,209	0	3,778,209	0	3,778,209
53 1463 EPA&SPA-LONGVTY PAY-UNDE	83,115	86,314	86,314	0	86,314	0	86,314
53 1513 SOCIAL SEC CONTRIB-UNDES	252,987	291,744	295,654	0	295,654	0	295,654
53 1523 REG RETIRE CONTRIB-UNDES	112,512	220,089	221,638	0	221,638	0	221,638
53 1563 MED INS CONTRIB-UNDES	211,643	268,195	271,128	0	271,128	0	271,128
53 1611 SUGGESTION SYSTEM AWARDS	413	0	0	0	0	0	0
53 1631 WRKER COMP-MED PAYMENTS	516	46	46	0	46	0	46
53 1651 COMPENSATION TO BOARD ME	1,035	1,500	1,500	0	1,500	0	1,500
TOTAL PERSONAL SERVICES	3,975,583	4,594,989	4,654,489	0	4,654,489	0	4,654,489
53 2170 ADMIN SERVICES	1,179	0	0	0	0	0	0
53 2184 JANITORIAL SER AGREEMENT	2,134	1,021	1,021	0	1,021	0	1,021
53 2199 MISC CONTRACTUAL SERVICE	175,074	59,000	59,000	0	59,000	0	59,000
53 2300 REPAIR SERVICES	4,174	11,218	11,218	0	11,218	0	11,218
53 2400 MAINTENANCE AGREEMENTS	3,696	69,851	69,851	0	69,851	0	69,851
53 2500 RENTAL/LEASES	53,272	40,707	40,707	0	40,707	0	40,707
53 2700 TRAVEL&OTHER EMPLOYEE EX	88,675	83,982	83,982	0	83,982	0	83,982
53 2800 COMMUNICATION&DATA PROC	769,803	284,595	284,595	481,397	765,992	481,397	765,992
53 2900 OTHER SERVICES	19,370	27,572	27,572	0	27,572	0	27,572
TOTAL PURCHASED SERVICES	1,117,377	577,946	577,946	481,397	1,059,343	481,397	1,059,343
53 3100 GENERAL ADMIN SUPPLIES	70,993	28,678	28,678	0	28,678	0	28,678
53 3300 VEHICLE/EQUIP OPER SUPP	318	260	260	0	260	0	260
TOTAL SUPPLIES	71,311	28,938	28,938	0	28,938	0	28,938
53 4500 EQUIPMENT	30,485	4,153	4,153	0	4,153	0	4,153
53 4700 INTANGIBLE ASSETS	40,774	0	0	0	0	0	0
TOTAL PROPERTY, PLANT & EQUIPMT	71,259	4,153	4,153	0	4,153	0	4,153
53 5600 ASSET & OTHER ADJUSTMENT	2,190,561	407,952	407,952	0	407,952	0	407,952
53 5800 OTHER ADMINISTRATIVE EXP	44,906	14,040	14,040	0	14,040	0	14,040
53 5900 OTHER EXPENSE	50,000	50,000	50,000	0	50,000	0	50,000
TOTAL OTHER EXPENSES & ADJUSTMEN	2,285,467	471,992	471,992	0	471,992	0	471,992
53 719A UNCOMMITTED BASIC SUPP	0	133,100	133,100	0	133,100	0	133,100
TOTAL RESERVES	0	133,100	133,100	0	133,100	0	133,100

Fund Detail

14480 DHHS - Division of Vocational Rehabilitation

1101 Management and Support Services

DESCRIPTION (1)	2003-2004 ACTUAL (2)	2004-2005 CERTIFIED (3)	2004-2005 AUTHORIZED (4)	2005-2006 INCR/DECR (5)	2005-2006 TOTAL (6)	2006-2007 INCR/DECR (7)	2006-2007 TOTAL (8)
REQUIREMENTS							
53 8010 DEPENDENT CARE-OP TFR	3,077	0	0	0	0	0	0
TOTAL INTRAGOVERNMENTAL TRANSACT	3,077	0	0	0	0	0	0
TOTAL REQUIREMENTS	7,524,074	5,811,118	5,870,618	481,397	6,352,015	481,397	6,352,015
ESTIMATED RECEIPTS							
43 4320 SALE OF SURPLUS PROPERTY	0	1,000	1,000	0	1,000	0	1,000
43 7300 INDIRECT(OVERHD) COST RE	2,190,561	407,952	407,952	0	407,952	0	407,952
43 7990 OTHER MISC REV-PROGRAM	19	0	0	0	0	0	0
43 7992 IMP/PETTY CASH RE-DEPOSI	50,000	50,000	50,000	0	50,000	0	50,000
43 7994 RETURNED CHECK FEE	25	0	0	0	0	0	0
53 881A REHAB SERVICE	12,595	0	0	0	0	0	0
53 886C DMA ADMIN & TRNG	10,767	0	0	0	0	0	0
53 886J MEDICAID INFRASTRUCTURE	3,733	0	0	0	0	0	0
53 887M DISABILITY DETERM.	189,373	0	0	0	0	0	0
53 889A BASIC SUPPORT PROGRAM	3,049,880	3,361,470	3,404,311	378,859	3,783,170	378,859	3,783,170
53 889B CLIENT ASSISTANCE PROGRA	6,155	0	0	0	0	0	0
53 889E ASSISTIVE TECHNOLOGY PRO	88,239	0	0	0	0	0	0
TOTAL RECEIPTS	5,601,347	3,820,422	3,863,263	378,859	4,242,122	378,859	4,242,122
NET APPROPRIATION	1,922,727	1,990,696	2,007,355	102,538	2,109,893	102,538	2,109,893

Fund Detail

14480 DHHS - Division of Vocational Rehabilitation

1102 Counseling and Placement - State

DESCRIPTION (1)	2003-2004 ACTUAL (2)	2004-2005 CERTIFIED (3)	2004-2005 AUTHORIZED (4)	2005-2006 INCR/DECR (5)	2005-2006 TOTAL (6)	2006-2007 INCR/DECR (7)	2006-2007 TOTAL (8)
REQUIREMENTS							
53 1213 SPA-REG SALARIES-UNDESIG	17,740,880	19,774,972	19,797,904	0	19,797,904	0	19,797,904
53 1223 TIME LTD. UNDESIGNATED	75,655	5,130	5,130	0	5,130	0	5,130
53 1452 DUAL EMPL WAGES - RECPTS	9,540	0	0	0	0	0	0
53 1463 EPA&SPA-LONGVTY PAY-UNDE	341,027	388,620	388,620	0	388,620	0	388,620
53 1513 SOCIAL SEC CONTRIB-UNDES	1,358,617	1,545,086	1,546,840	0	1,546,840	0	1,546,840
53 1523 REG RETIRE CONTRIB-UNDES	605,500	1,153,761	1,154,456	0	1,154,456	0	1,154,456
53 1563 MED INS CONTRIB-UNDES	1,607,786	1,859,084	1,862,017	0	1,862,017	0	1,862,017
53 1572 UNEMP COMP PAYMNTS TO ES	24,115	0	0	0	0	0	0
53 1624 GRIEVANCE SETTLEMENT	60,587	0	0	0	0	0	0
53 1625 ST DISABILITY PMT	22,353	0	0	0	0	0	0
53 1631 WRKER COMP-MED PAYMENTS	96,742	31,285	31,285	0	31,285	0	31,285
TOTAL PERSONAL SERVICES	21,942,802	24,757,938	24,786,252	0	24,786,252	0	24,786,252
53 2132 OTHER PROVIDED MED SER	106,326	106,326	106,326	0	106,326	0	106,326
53 2170 ADMIN SERVICES	6,458	6,458	6,458	0	6,458	0	6,458
53 2184 JANITORIAL SER AGREEMENT	99,836	99,836	99,836	0	99,836	0	99,836
53 2185 WASTE REM/RECY SER AGREE	1,471	2,102	2,102	0	2,102	0	2,102
53 2187 PEST CONTROL AGREEMENT	163	204	204	0	204	0	204
53 2199 MISC CONTRACTUAL SERVICE	128,491	429,270	429,270	0	429,270	0	429,270
53 2200 UTILITY/ENERGY SERVICES	103,045	103,045	103,045	5,255	108,300	0	103,045
53 2300 REPAIR SERVICES	7,194	9,789	9,789	0	9,789	0	9,789
53 2400 MAINTENANCE AGREEMENTS	60,099	88,580	88,580	0	88,580	0	88,580
53 2500 RENTAL/LEASES	2,063,739	2,283,680	2,283,680	0	2,283,680	0	2,283,680
53 2700 TRAVEL&OTHER EMPLOYEE EX	565,069	587,752	587,752	0	587,752	0	587,752
53 2800 COMMUNICATION&DATA PROC	370,805	484,569	484,569	0	484,569	0	484,569
53 2900 OTHER SERVICES	342,493	398,559	398,559	0	398,559	0	398,559
TOTAL PURCHASED SERVICES	3,855,189	4,600,170	4,600,170	5,255	4,605,425	0	4,600,170
53 3100 GENERAL ADMIN SUPPLIES	168,823	168,667	168,667	0	168,667	0	168,667
53 3300 VEHICLE/EQUIP OPER SUPP	1,591	2,090	2,090	0	2,090	0	2,090
TOTAL SUPPLIES	170,414	170,757	170,757	0	170,757	0	170,757
53 4500 EQUIPMENT	88,129	44,633	44,633	0	44,633	0	44,633
53 4700 INTANGIBLE ASSETS	2,409	0	0	0	0	0	0
TOTAL PROPERTY, PLANT & EQUIPMT	90,538	44,633	44,633	0	44,633	0	44,633
53 5100 LEGAL,LICENSE&PERMIT CST	29,413	0	0	0	0	0	0

Fund Detail

14480 DHHS - Division of Vocational Rehabilitation

1102 Counseling and Placement - State

DESCRIPTION (1)	2003-2004 ACTUAL (2)	2004-2005 CERTIFIED (3)	2004-2005 AUTHORIZED (4)	2005-2006 INCR/DECR (5)	2005-2006 TOTAL (6)	2006-2007 INCR/DECR (7)	2006-2007 TOTAL (8)
REQUIREMENTS							

53 5200 PENSION PAYMENTS	0	9,000	9,000	0	9,000	0	9,000
53 5600 ASSET & OTHER ADJUSTMENT	6,720	8,736	8,736	0	8,736	0	8,736
53 5800 OTHER ADMINISTRATIVE EXP	19,799	26,142	26,142	0	26,142	0	26,142

TOTAL OTHER EXPENSES & ADJUSTMEN	55,932	43,878	43,878	0	43,878	0	43,878

53 6111 MEDICAL	10,013	7,500	7,500	0	7,500	0	7,500
53 6112 NON-MEDICAL	921	7,500	7,500	0	7,500	0	7,500

TOTAL AID & PUBLIC ASSISTANCE	10,934	15,000	15,000	0	15,000	0	15,000

53 7110 RESERVES & OTHER DISTRIB	0	294,469	294,469	0	294,469	0	294,469
53 7111 RESERVE FOR ACCESS	0	270,515	270,515	0	270,515	0	270,515
53 719A UNCOMMITTED BASIC SUPP	0	38,527	38,527	0	38,527	0	38,527

TOTAL RESERVES	0	603,511	603,511	0	603,511	0	603,511

53 8010 DEPENDENT CARE-OP TFR	11,953	26	26	0	26	0	26
53 8021 WORK COMP OP TRANS-1 QTR	0	1,000	1,000	0	1,000	0	1,000
53 8022 WORK COMP OP TRANS-2 QTR	0	1,000	1,000	0	1,000	0	1,000
53 8023 WORK COMP OP TRANS-3 QTR	0	1,000	1,000	0	1,000	0	1,000
53 8024 WOR COMP OP TRANS-4 QTR	0	1,000	1,000	0	1,000	0	1,000
53 819A TRANS TO 14100-DOA	194,735	0	0	0	0	0	0

TOTAL INTRAGOVERNMENTAL TRANSACT	206,688	4,026	4,026	0	4,026	0	4,026

TOTAL REQUIREMENTS	26,332,497	30,239,913	30,268,227	5,255	30,273,482	0	30,268,227

ESTIMATED RECEIPTS							

43 2211 LOCAL FUNDS	67,752	60,265	60,265	0	60,265	0	60,265
43 4320 SALE OF SURPLUS PROPERTY	499	1,000	1,000	0	1,000	0	1,000
43 7300 INDIRECT(OVERHD) COST RE	6,720	8,736	8,736	0	8,736	0	8,736
43 7990 OTHER MISC REV-PROGRAM	46,818	20,557	20,557	0	20,557	0	20,557
43 81N1 TRF FROM B/C 14480 DVR	77,323	92,353	92,353	0	92,353	0	92,353
43 819A TRF FR DOA B/C 14100 ADM	129,044	127,962	127,962	0	127,962	0	127,962
43 819B TRF. FROM COMMERCE	61,319	0	0	0	0	0	0
43 819U TRANSFER FROM DOT	266,064	350,000	350,000	0	350,000	0	350,000
53 8220 REIMBURSEMENT-DUAL EMPLO	10,269	0	0	0	0	0	0

Fund Detail

14480 DHHS - Division of Vocational Rehabilitation

1102 Counseling and Placement - State

DESCRIPTION (1)	2003-2004 ACTUAL (2)	2004-2005 CERTIFIED (3)	2004-2005 AUTHORIZED (4)	2005-2006 INCR/DECR (5)	2005-2006 TOTAL (6)	2006-2007 INCR/DECR (7)	2006-2007 TOTAL (8)
ESTIMATED RECEIPTS							
53 886J MEDICAID INFRASTRUCTURE	28,995	747,414	747,414	0	747,414	0	747,414
53 889A BASIC SUPPORT PROGRAM	13,938,383	16,990,886	16,990,886	1,872	16,992,758	-26,226	16,964,660
53 889B CLIENT ASSISTANCE PROGRA	1,088	0	0	0	0	0	0
53 889F IN-SERVICE TRAINING PROG	168,305	135,161	135,161	0	135,161	0	135,161
53 889H ALLIANCE EMPLOYMT ENHANC	59,460	0	0	0	0	0	0
53 889J MAKING EMP NEW SUCCESS	256,216	347,254	347,254	0	347,254	0	347,254
TOTAL RECEIPTS	15,118,255	18,881,588	18,881,588	1,872	18,883,460	-26,226	18,855,362
NET APPROPRIATION	11,214,242	11,358,325	11,386,639	3,383	11,390,022	26,226	11,412,865

Fund Detail

14480 DHHS - Division of Vocational Rehabilitation

1103 Counseling and Placement - Third Party

DESCRIPTION (1)	2003-2004 ACTUAL (2)	2004-2005 CERTIFIED (3)	2004-2005 AUTHORIZED (4)	2005-2006 INCR/DECR (5)	2005-2006 TOTAL (6)	2006-2007 INCR/DECR (7)	2006-2007 TOTAL (8)
REQUIREMENTS							
53 1213 SPA-REG SALARIES-UNDESIG	6,101,440	6,900,357	6,900,357	0	6,900,357	0	6,900,357
53 1463 EPA&SPA-LONGVTY PAY-UNDE	85,076	101,720	101,720	0	101,720	0	101,720
53 1513 SOCIAL SEC CONTRIB-UNDES	460,019	535,691	535,691	0	535,691	0	535,691
53 1523 REG RETIRE CONTRIB-UNDES	206,678	405,014	405,014	0	405,014	0	405,014
53 1563 MED INS CONTRIB-UNDES	614,714	712,829	712,829	0	712,829	0	712,829
53 1625 ST DISABILITY PMT	675	26,000	26,000	0	26,000	0	26,000
53 1631 WRKER COMP-MED PAYMENTS	1,562	0	0	0	0	0	0
TOTAL PERSONAL SERVICES	7,470,164	8,681,611	8,681,611	0	8,681,611	0	8,681,611
53 2132 OTHER PROVIDED MED SER	1,178	0	0	0	0	0	0
53 2170 ADMIN SERVICES	508	0	0	0	0	0	0
53 2184 JANITORIAL SER AGREEMENT	3,610	11,994	11,994	0	11,994	0	11,994
53 2185 WASTE REM/RECY SER AGREE	380	0	0	0	0	0	0
53 2199 MISC CONTRACTUAL SERVICE	376	0	0	0	0	0	0
53 2200 UTILITY/ENERGY SERVICES	2,767	11,304	11,304	0	11,304	0	11,304
53 2300 REPAIR SERVICES	723	2,788	2,788	0	2,788	0	2,788
53 2400 MAINTENANCE AGREEMENTS	7,718	14,438	14,438	0	14,438	0	14,438
53 2500 RENTAL/LEASES	327,766	375,835	375,835	0	375,835	0	375,835
53 2700 TRAVEL&OTHER EMPLOYEE EX	169,515	250,099	250,099	0	250,099	0	250,099
53 2800 COMMUNICATION&DATA PROC	59,319	126,797	126,797	0	126,797	0	126,797
53 2900 OTHER SERVICES	32,125	99,815	99,815	0	99,815	0	99,815
TOTAL PURCHASED SERVICES	605,985	893,070	893,070	0	893,070	0	893,070
53 3100 GENERAL ADMIN SUPPLIES	49,289	65,332	65,332	0	65,332	0	65,332
TOTAL SUPPLIES	49,289	65,332	65,332	0	65,332	0	65,332
53 4500 EQUIPMENT	1,260	12,780	12,780	0	12,780	0	12,780
TOTAL PROPERTY, PLANT & EQUIPMT	1,260	12,780	12,780	0	12,780	0	12,780
53 5800 OTHER ADMINISTRATIVE EXP	497	12,024	12,024	0	12,024	0	12,024
TOTAL OTHER EXPENSES & ADJUSTMEN	497	12,024	12,024	0	12,024	0	12,024
53 8010 DEPENDENT CARE-OP TFR	3,394	0	0	0	0	0	0
TOTAL INTRAGOVERNMENTAL TRANSACT	3,394	0	0	0	0	0	0

Fund Detail

14480 DHHS - Division of Vocational Rehabilitation

1103 Counseling and Placement - Third Party

DESCRIPTION (1)	2003-2004 ACTUAL (2)	2004-2005 CERTIFIED (3)	2004-2005 AUTHORIZED (4)	2005-2006 INCR/DECR (5)	2005-2006 TOTAL (6)	2006-2007 INCR/DECR (7)	2006-2007 TOTAL (8)

TOTAL REQUIREMENTS	8,130,589	9,664,817	9,664,817	0	9,664,817	0	9,664,817

ESTIMATED RECEIPTS							

43 2211 LOCAL FUNDS	2,022,031	2,060,533	2,060,533	0	2,060,533	0	2,060,533
43 4320 SALE OF SURPLUS PROPERTY	0	500	500	0	500	0	500
43 7990 OTHER MISC REV-PROGRAM	16,693	12,435	12,435	0	12,435	0	12,435
53 889A BASIC SUPPORT PROGRAM	6,091,873	7,591,349	7,591,349	0	7,591,349	0	7,591,349

TOTAL RECEIPTS	8,130,597	9,664,817	9,664,817	0	9,664,817	0	9,664,817

NET APPROPRIATION	-8	0	0	0	0	0	0

Fund Detail

14480 DHHS - Division of Vocational Rehabilitation

1104 Agency Operated Rehabilitation Facility

DESCRIPTION (1)	2003-2004 ACTUAL (2)	2004-2005 CERTIFIED (3)	2004-2005 AUTHORIZED (4)	2005-2006 INCR/DECR (5)	2005-2006 TOTAL (6)	2006-2007 INCR/DECR (7)	2006-2007 TOTAL (8)
REQUIREMENTS							
53 1213 SPA-REG SALARIES-UNDESIG	1,731,866	1,879,705	1,879,705	0	1,879,705	0	1,879,705
53 1433 SHIFT PREM PAY - UNDESIG	516	0	0	0	0	0	0
53 1463 EPA&SPA-LONGVTY PAY-UNDE	36,840	38,251	38,251	0	38,251	0	38,251
53 1513 SOCIAL SEC CONTRIB-UNDES	132,249	146,727	146,727	0	146,727	0	146,727
53 1523 REG RETIRE CONTRIB-UNDES	59,265	111,280	111,280	0	111,280	0	111,280
53 1563 MED INS CONTRIB-UNDES	174,839	202,488	202,488	0	202,488	0	202,488
53 1631 WRKER COMP-MED PAYMENTS	3,749	400	400	0	400	0	400
TOTAL PERSONAL SERVICES	2,139,324	2,378,851	2,378,851	0	2,378,851	0	2,378,851
53 2132 OTHER PROVIDED MED SER	178	0	0	0	0	0	0
53 2170 ADMIN SERVICES	486	0	0	0	0	0	0
53 2184 JANITORIAL SER AGREEMENT	1,235	4,200	4,200	0	4,200	0	4,200
53 2185 WASTE REM/RECY SER AGREE	3,693	2,089	2,089	0	2,089	0	2,089
53 2187 PEST CONTROL AGREEMENT	120	770	770	0	770	0	770
53 2199 MISC CONTRACTUAL SERVICE	414	0	0	0	0	0	0
53 2200 UTILITY/ENERGY SERVICES	90,863	69,366	69,366	26,131	95,497	4,663	74,029
53 2300 REPAIR SERVICES	48,870	36,009	36,009	0	36,009	0	36,009
53 2400 MAINTENANCE AGREEMENTS	10,825	10,121	10,121	0	10,121	0	10,121
53 2500 RENTAL/LEASES	1,792	950	950	0	950	0	950
53 2700 TRAVEL&OTHER EMPLOYEE EX	8,815	7,988	7,988	0	7,988	0	7,988
53 2800 COMMUNICATION&DATA PROC	15,508	30,466	30,466	0	30,466	0	30,466
53 2900 OTHER SERVICES	25,491	24,590	24,590	0	24,590	0	24,590
TOTAL PURCHASED SERVICES	208,290	186,549	186,549	26,131	212,680	4,663	191,212
53 3100 GENERAL ADMIN SUPPLIES	20,214	19,154	19,154	0	19,154	0	19,154
53 3200 FACILITY & HARDWARE SUPP	3,368	4,100	4,100	0	4,100	0	4,100
53 3300 VEHICLE/EQUIP OPER SUPP	10,286	16,398	16,398	0	16,398	0	16,398
TOTAL SUPPLIES	33,868	39,652	39,652	0	39,652	0	39,652
53 4500 EQUIPMENT	590	8,208	8,208	126,498	134,706	0	8,208
TOTAL PROPERTY, PLANT & EQUIPMT	590	8,208	8,208	126,498	134,706	0	8,208
53 5800 OTHER ADMINISTRATIVE EXP	8,639	8,840	8,840	0	8,840	0	8,840
TOTAL OTHER EXPENSES & ADJUSTMEN	8,639	8,840	8,840	0	8,840	0	8,840
53 8010 DEPENDENT CARE-OP TFR	779	0	0	0	0	0	0

Fund Detail

14480 DHHS - Division of Vocational Rehabilitation

1104 Agency Operated Rehabilitation Facility

DESCRIPTION (1)	2003-2004 ACTUAL (2)	2004-2005 CERTIFIED (3)	2004-2005 AUTHORIZED (4)	2005-2006 INCR/DECR (5)	2005-2006 TOTAL (6)	2006-2007 INCR/DECR (7)	2006-2007 TOTAL (8)
REQUIREMENTS							

TOTAL INTRAGOVERNMENTAL TRANSACT	779	0	0	0	0	0	0

TOTAL REQUIREMENTS	2,391,490	2,622,100	2,622,100	152,629	2,774,729	4,663	2,626,763

ESTIMATED RECEIPTS							

43 4320 SALE OF SURPLUS PROPERTY	0	5,500	5,500	0	5,500	0	5,500
53 889A BASIC SUPPORT PROGRAM	1,602,102	1,790,367	1,790,367	120,119	1,910,486	3,670	1,794,037

TOTAL RECEIPTS	1,602,102	1,795,867	1,795,867	120,119	1,915,986	3,670	1,799,537

NET APPROPRIATION	789,388	826,233	826,233	32,510	858,743	993	827,226

Fund Detail

14480 DHHS - Division of Vocational Rehabilitation

1105 Case Services

DESCRIPTION (1)	2003-2004 ACTUAL (2)	2004-2005 CERTIFIED (3)	2004-2005 AUTHORIZED (4)	2005-2006 INCR/DECR (5)	2005-2006 TOTAL (6)	2006-2007 INCR/DECR (7)	2006-2007 TOTAL (8)
REQUIREMENTS							
53 6111 MEDICAL	23,806,868	21,939,641	21,939,641	2,236,287	24,175,928	3,443,791	25,383,432
53 6112 NON-MEDICAL	19,638,243	22,285,281	22,285,281	85,526	22,370,807	130,674	22,415,955
53 6113 IL - ATTENDANT CARE	474	0	0	0	0	0	0
53 6120 CASE SERVICE-GROUP	228,554	166,541	166,541	0	166,541	0	166,541
53 6131 SHELTERED WORKSHOP PAYME	9,029,983	11,294,098	11,294,098	0	11,294,098	0	11,294,098
TOTAL AID & PUBLIC ASSISTANCE	52,704,122	55,685,561	55,685,561	2,321,813	58,007,374	3,574,465	59,260,026
TOTAL REQUIREMENTS	52,704,122	55,685,561	55,685,561	2,321,813	58,007,374	3,574,465	59,260,026
ESTIMATED RECEIPTS							
43 2211 LOCAL FUNDS	8,670	0	0	0	0	0	0
43 2996 PROVIDER MATCH	99	0	0	0	0	0	0
43 7990 OTHER MISC REV-PROGRAM	1,663,865	3,605,243	3,605,243	0	3,605,243	0	3,605,243
43 81G1 TRF FROM B/C 14424 OES	0	18,200	18,200	0	18,200	0	18,200
43 81K1 TRF FROM B/C 14445-DMA	7,006,044	7,006,044	7,006,044	0	7,006,044	0	7,006,044
43 81N1 TRF FROM B/C 14480 DVR	1,821,861	60,096	60,096	0	60,096	0	60,096
53 8345 CASE SERVICE-PRIOR YEAR	0	500,000	500,000	0	500,000	0	500,000
53 889A BASIC SUPPORT PROGRAM	32,371,421	35,483,567	35,483,567	1,040,267	36,523,834	2,026,104	37,509,671
TOTAL RECEIPTS	42,871,960	46,673,150	46,673,150	1,040,267	47,713,417	2,026,104	48,699,254
NET APPROPRIATION	9,832,162	9,012,411	9,012,411	1,281,546	10,293,957	1,548,361	10,560,772

Fund Detail

14480 DHHS - Division of Vocational Rehabilitation

1201 Establishment of Facilities

DESCRIPTION (1)	2003-2004 ACTUAL (2)	2004-2005 CERTIFIED (3)	2004-2005 AUTHORIZED (4)	2005-2006 INCR/DECR (5)	2005-2006 TOTAL (6)	2006-2007 INCR/DECR (7)	2006-2007 TOTAL (8)
REQUIREMENTS							
53 6993 OTHER AID & GRANTS-UCP	95,312	95,312	95,312	0	95,312	0	95,312
53 6994 OTHER AID & GRANTS-EASTE	155,706	155,706	155,706	0	155,706	0	155,706
TOTAL AID & PUBLIC ASSISTANCE	251,018	251,018	251,018	0	251,018	0	251,018
53 8102 TRANSFER TO SPECIAL REVE	0	262,784	262,784	0	262,784	0	262,784
TOTAL INTRAGOVERNMENTAL TRANSACT	0	262,784	262,784	0	262,784	0	262,784
TOTAL REQUIREMENTS	251,018	513,802	513,802	0	513,802	0	513,802
ESTIMATED RECEIPTS							
43 2996 PROVIDER MATCH	62,755	62,755	62,755	0	62,755	0	62,755
53 887Q SOCIAL SERVICES BLOCK GR	188,264	188,263	188,263	0	188,263	0	188,263
53 889A BASIC SUPPORT PROGRAM	0	262,784	262,784	0	262,784	0	262,784
TOTAL RECEIPTS	251,019	513,802	513,802	0	513,802	0	513,802
NET APPROPRIATION	-1	0	0	0	0	0	0

Fund Detail

14480 DHHS - Division of Vocational Rehabilitation

1301 Client Assistance Project

DESCRIPTION (1)	2003-2004 ACTUAL (2)	2004-2005 CERTIFIED (3)	2004-2005 AUTHORIZED (4)	2005-2006 INCR/DECR (5)	2005-2006 TOTAL (6)	2006-2007 INCR/DECR (7)	2006-2007 TOTAL (8)
REQUIREMENTS							
53 1213 SPA-REG SALARIES-UNDESIG	171,648	180,130	180,130	0	180,130	0	180,130
53 1463 EPA&SPA-LONGVTY PAY-UNDE	3,925	3,932	3,932	0	3,932	0	3,932
53 1513 SOCIAL SEC CONTRIB-UNDES	12,983	14,085	14,085	0	14,085	0	14,085
53 1523 REG RETIRE CONTRIB-UNDES	5,729	10,625	10,625	0	10,625	0	10,625
53 1563 MED INS CONTRIB-UNDES	10,819	13,728	13,728	0	13,728	0	13,728
53 1625 ST DISABILITY PMT	3,442	0	0	0	0	0	0
TOTAL PERSONAL SERVICES	208,546	222,500	222,500	0	222,500	0	222,500
53 2199 MISC CONTRACTUAL SERVICE	0	5,000	5,000	0	5,000	0	5,000
53 2300 REPAIR SERVICES	0	350	350	0	350	0	350
53 2400 MAINTENANCE AGREEMENTS	1,256	1,552	1,552	0	1,552	0	1,552
53 2500 RENTAL/LEASES	1,271	600	600	0	600	0	600
53 2700 TRAVEL&OTHER EMPLOYEE EX	2,905	5,300	5,300	0	5,300	0	5,300
53 2800 COMMUNICATION&DATA PROC	2,469	4,276	4,276	0	4,276	0	4,276
53 2900 OTHER SERVICES	4,112	17,604	17,604	0	17,604	0	17,604
TOTAL PURCHASED SERVICES	12,013	34,682	34,682	0	34,682	0	34,682
53 3100 GENERAL ADMIN SUPPLIES	3,614	2,800	2,800	0	2,800	0	2,800
TOTAL SUPPLIES	3,614	2,800	2,800	0	2,800	0	2,800
53 4500 EQUIPMENT	8,851	0	0	0	0	0	0
53 4700 INTANGIBLE ASSETS	128	0	0	0	0	0	0
TOTAL PROPERTY, PLANT & EQUIPMT	8,979	0	0	0	0	0	0
53 5600 ASSET & OTHER ADJUSTMENT	3,659	3,659	3,659	0	3,659	0	3,659
53 5800 OTHER ADMINISTRATIVE EXP	1,167	1,442	1,442	0	1,442	0	1,442
TOTAL OTHER EXPENSES & ADJUSTMEN	4,826	5,101	5,101	0	5,101	0	5,101
53 8010 DEPENDENT CARE-OP TFR	222	0	0	0	0	0	0
TOTAL INTRAGOVERNMENTAL TRANSACT	222	0	0	0	0	0	0

Fund Detail

14480 DHHS - Division of Vocational Rehabilitation

1301 Client Assistance Project

DESCRIPTION (1)	2003-2004 ACTUAL (2)	2004-2005 CERTIFIED (3)	2004-2005 AUTHORIZED (4)	2005-2006 INCR/DECR (5)	2005-2006 TOTAL (6)	2006-2007 INCR/DECR (7)	2006-2007 TOTAL (8)

TOTAL REQUIREMENTS	238,200	265,083	265,083	0	265,083	0	265,083

ESTIMATED RECEIPTS							

43 7300 INDIRECT(OVERHD) COST RE	3,659	3,659	3,659	0	3,659	0	3,659
53 889B CLIENT ASSISTANCE PROGRA	234,539	261,424	261,424	0	261,424	0	261,424

TOTAL RECEIPTS	238,198	265,083	265,083	0	265,083	0	265,083

NET APPROPRIATION	2	0	0	0	0	0	0

Fund Detail

14480 DHHS - Division of Vocational Rehabilitation

1302 Supported Employment Project

DESCRIPTION (1)	2003-2004 ACTUAL (2)	2004-2005 CERTIFIED (3)	2004-2005 AUTHORIZED (4)	2005-2006 INCR/DECR (5)	2005-2006 TOTAL (6)	2006-2007 INCR/DECR (7)	2006-2007 TOTAL (8)
REQUIREMENTS							
53 6114 SUPPORTED EMPLOYMENT	809,120	793,337	793,337	0	793,337	0	793,337
TOTAL AID & PUBLIC ASSISTANCE	809,120	793,337	793,337	0	793,337	0	793,337
TOTAL REQUIREMENTS	809,120	793,337	793,337	0	793,337	0	793,337
ESTIMATED RECEIPTS							
53 889D SUPPORTED EMPLOYMENT	809,120	793,337	793,337	0	793,337	0	793,337
TOTAL RECEIPTS	809,120	793,337	793,337	0	793,337	0	793,337
NET APPROPRIATION	0	0	0	0	0	0	0

Fund Detail

14480 DHHS - Division of Vocational Rehabilitation

1303 Assistive Technology Project

DESCRIPTION (1)	2003-2004 ACTUAL (2)	2004-2005 CERTIFIED (3)	2004-2005 AUTHORIZED (4)	2005-2006 INCR/DECR (5)	2005-2006 TOTAL (6)	2006-2007 INCR/DECR (7)	2006-2007 TOTAL (8)
REQUIREMENTS							
53 1213 SPA-REG SALARIES-UNDESIG	625,751	732,026	732,026	0	732,026	0	732,026
53 1463 EPA&SPA-LONGVTY PAY-UNDE	8,384	10,253	10,253	0	10,253	0	10,253
53 1513 SOCIAL SEC CONTRIB-UNDES	47,768	56,756	56,756	0	56,756	0	56,756
53 1523 REG RETIRE CONTRIB-UNDES	20,980	40,275	40,275	0	40,275	0	40,275
53 1563 MED INS CONTRIB-UNDES	48,374	60,879	60,879	0	60,879	0	60,879
53 1631 WRKER COMP-MED PAYMENTS	1,177	0	0	0	0	0	0
TOTAL PERSONAL SERVICES	752,434	900,189	900,189	0	900,189	0	900,189
53 2132 OTHER PROVIDED MED SER	30	0	0	0	0	0	0
53 2170 ADMIN SERVICES	380	0	0	0	0	0	0
53 2199 MISC CONTRACTUAL SERVICE	70,032	98,000	98,000	0	98,000	0	98,000
53 2300 REPAIR SERVICES	760	0	0	0	0	0	0
53 2400 MAINTENANCE AGREEMENTS	1,976	0	0	0	0	0	0
53 2500 RENTAL/LEASES	47,780	43,199	43,199	0	43,199	0	43,199
53 2700 TRAVEL&OTHER EMPLOYEE EX	43,814	46,224	46,224	0	46,224	0	46,224
53 2800 COMMUNICATION&DATA PROC	13,036	19,875	19,875	0	19,875	0	19,875
53 2900 OTHER SERVICES	5,772	3,678	3,678	0	3,678	0	3,678
TOTAL PURCHASED SERVICES	183,580	210,976	210,976	0	210,976	0	210,976
53 3100 GENERAL ADMIN SUPPLIES	54,105	79,380	79,380	0	79,380	0	79,380
TOTAL SUPPLIES	54,105	79,380	79,380	0	79,380	0	79,380
53 4500 EQUIPMENT	76,700	65,600	65,879	0	65,879	0	65,879
TOTAL PROPERTY, PLANT & EQUIPMT	76,700	65,600	65,879	0	65,879	0	65,879
53 5600 ASSET & OTHER ADJUSTMENT	6,591	6,591	6,591	0	6,591	0	6,591
53 5800 OTHER ADMINISTRATIVE EXP	2,693	389	110	0	110	0	110
TOTAL OTHER EXPENSES & ADJUSTMEN	9,284	6,980	6,701	0	6,701	0	6,701
53 8010 DEPENDENT CARE-OP TFR	360	0	0	0	0	0	0
TOTAL INTRAGOVERNMENTAL TRANSACT	360	0	0	0	0	0	0

Fund Detail

14480 DHHS - Division of Vocational Rehabilitation

1303 Assistive Technology Project

DESCRIPTION (1)	2003-2004 ACTUAL (2)	2004-2005 CERTIFIED (3)	2004-2005 AUTHORIZED (4)	2005-2006 INCR/DECR (5)	2005-2006 TOTAL (6)	2006-2007 INCR/DECR (7)	2006-2007 TOTAL (8)

TOTAL REQUIREMENTS	1,076,463	1,263,125	1,263,125	0	1,263,125	0	1,263,125

ESTIMATED RECEIPTS							

43 2211 LOCAL FUNDS	20,068	52,429	52,429	0	52,429	0	52,429
43 7300 INDIRECT(OVERHD) COST RE	6,591	6,591	6,591	0	6,591	0	6,591
43 7990 OTHER MISC REV-PROGRAM	51,883	81,750	81,750	0	81,750	0	81,750
43 81C1 TRF FROM B/C 14430 DPH	81,417	109,112	109,112	0	109,112	0	109,112
53 889E ASSISTIVE TECHNOLOGY PRO	380,830	394,697	394,697	0	394,697	0	394,697

TOTAL RECEIPTS	540,789	644,579	644,579	0	644,579	0	644,579

NET APPROPRIATION	535,674	618,546	618,546	0	618,546	0	618,546

Fund Detail

14480 DHHS - Division of Vocational Rehabilitation

1305 Independent Living Programs

DESCRIPTION (1)	2003-2004 ACTUAL (2)	2004-2005 CERTIFIED (3)	2004-2005 AUTHORIZED (4)	2005-2006 INCR/DECR (5)	2005-2006 TOTAL (6)	2006-2007 INCR/DECR (7)	2006-2007 TOTAL (8)
REQUIREMENTS							
53 1213 SPA-REG SALARIES-UNDESIG	4,041,851	4,418,850	4,390,266	0	4,390,266	0	4,390,266
53 1463 EPA&SPA-LONGVTY PAY-UNDE	62,403	64,639	64,639	0	64,639	0	64,639
53 1513 SOCIAL SEC CONTRIB-UNDES	305,713	343,030	340,844	0	340,844	0	340,844
53 1523 REG RETIRE CONTRIB-UNDES	139,611	257,846	256,971	0	256,971	0	256,971
53 1563 MED INS CONTRIB-UNDES	391,470	436,239	433,306	0	433,306	0	433,306
53 1625 ST DISABILITY PMT	32,331	0	0	0	0	0	0
53 1631 WRKER COMP-MED PAYMENTS	6,280	0	0	0	0	0	0
53 1651 COMPENSATION TO BOARD ME	6,405	1,800	1,800	0	1,800	0	1,800
TOTAL PERSONAL SERVICES	4,986,064	5,522,404	5,487,826	0	5,487,826	0	5,487,826
53 2132 OTHER PROVIDED MED SER	347	0	0	0	0	0	0
53 2170 ADMIN SERVICES	791	0	0	0	0	0	0
53 2184 JANITORIAL SER AGREEMENT	30,034	29,978	29,978	0	29,978	0	29,978
53 2185 WASTE REM/RECY SER AGREE	684	0	0	0	0	0	0
53 2187 PEST CONTROL AGREEMENT	57	67	67	0	67	0	67
53 2199 MISC CONTRACTUAL SERVICE	88,763	93,550	93,550	0	93,550	0	93,550
53 2200 UTILITY/ENERGY SERVICES	15,104	14,566	14,566	0	14,566	0	14,566
53 2300 REPAIR SERVICES	851	4,502	4,502	0	4,502	0	4,502
53 2400 MAINTENANCE AGREEMENTS	17,260	18,117	18,117	0	18,117	0	18,117
53 2500 RENTAL/LEASES	490,168	539,955	539,955	0	539,955	0	539,955
53 2700 TRAVEL&OTHER EMPLOYEE EX	195,861	174,354	174,354	0	174,354	0	174,354
53 2800 COMMUNICATION&DATA PROC	86,108	89,930	89,930	0	89,930	0	89,930
53 2900 OTHER SERVICES	46,775	19,274	19,274	0	19,274	0	19,274
TOTAL PURCHASED SERVICES	972,803	984,293	984,293	0	984,293	0	984,293
53 3100 GENERAL ADMIN SUPPLIES	31,834	43,150	43,150	0	43,150	0	43,150
TOTAL SUPPLIES	31,834	43,150	43,150	0	43,150	0	43,150
53 4500 EQUIPMENT	13,656	21,399	21,399	0	21,399	0	21,399
53 4700 INTANGIBLE ASSETS	367	0	0	0	0	0	0
TOTAL PROPERTY, PLANT & EQUIPMT	14,023	21,399	21,399	0	21,399	0	21,399
53 5800 OTHER ADMINISTRATIVE EXP	1,438	3,000	3,000	0	3,000	0	3,000
TOTAL OTHER EXPENSES & ADJUSTMEN	1,438	3,000	3,000	0	3,000	0	3,000
53 6111 MEDICAL	2,792,738	3,064,128	3,064,128	159,668	3,223,796	280,244	3,344,372

Fund Detail

14480 DHHS - Division of Vocational Rehabilitation

1305 Independent Living Programs

DESCRIPTION (1)	2003-2004 ACTUAL (2)	2004-2005 CERTIFIED (3)	2004-2005 AUTHORIZED (4)	2005-2006 INCR/DECR (5)	2005-2006 TOTAL (6)	2006-2007 INCR/DECR (7)	2006-2007 TOTAL (8)
REQUIREMENTS							
53 6112 NON-MEDICAL	3,201,473	2,980,162	2,980,162	0	2,980,162	7,950	2,988,112
53 6113 IL - ATTENDANT CARE	3,628,599	4,162,722	4,162,722	0	4,162,722	0	4,162,722
53 6120 CASE SERVICE-GROUP	0	2,500	2,500	0	2,500	0	2,500
53 6132 IL-CONTRACT-CLIENT SERVI	100,258	97,721	97,721	0	97,721	0	97,721
TOTAL AID & PUBLIC ASSISTANCE	9,723,068	10,307,233	10,307,233	159,668	10,466,901	288,194	10,595,427
53 7110 RESERVES & OTHER DISTRIB	0	2,317	2,317	0	2,317	0	2,317
TOTAL RESERVES	0	2,317	2,317	0	2,317	0	2,317
53 8010 DEPENDENT CARE-OP TFR	2,564	0	0	0	0	0	0
TOTAL INTRAGOVERNMENTAL TRANSACT	2,564	0	0	0	0	0	0
TOTAL REQUIREMENTS	15,731,794	16,883,796	16,849,218	159,668	17,008,886	288,194	17,137,412
ESTIMATED RECEIPTS							
43 2211 LOCAL FUNDS	500	0	0	0	0	0	0
53 8342 DISABILITY BENEFITS-PRIO	24,023	0	0	0	0	0	0
53 8343 HOSPITALIZATION CONTRIBU	4,606	0	0	0	0	0	0
53 8345 CASE SERVICE-PRIOR YEAR	69,329	10,000	10,000	0	10,000	0	10,000
53 88JK NC NURSING FACILITY TRAN	80,325	138,187	138,187	0	138,187	0	138,187
53 886C DMA ADMIN & TRNG	1	0	0	0	0	0	0
53 886J MEDICAID INFRASTRUCTURE	245	0	0	0	0	0	0
53 887M DISABILITY DETERM.	74	0	0	0	0	0	0
53 889A BASIC SUPPORT PROGRAM	59,922	0	0	0	0	0	0
53 889B CLIENT ASSISTANCE PROGRA	9,953	0	0	0	0	0	0
53 889C INDEPENDENT LIVING-PARTB	364,427	376,334	376,334	0	376,334	0	376,334
53 889E ASSISTIVE TECHNOLOGY PRO	3,569	0	0	0	0	0	0
43 8980 PRIOR FISCAL YEAR TRANSF	11,661	0	0	0	0	0	0

Fund Detail

14480 DHHS - Division of Vocational Rehabilitation

1305 Independent Living Programs

DESCRIPTION (1)	2003-2004 ACTUAL (2)	2004-2005 CERTIFIED (3)	2004-2005 AUTHORIZED (4)	2005-2006 INCR/DECR (5)	2005-2006 TOTAL (6)	2006-2007 INCR/DECR (7)	2006-2007 TOTAL (8)
TOTAL RECEIPTS	628,635	524,521	524,521	0	524,521	0	524,521

NET APPROPRIATION	15,103,159	16,359,275	16,324,697	159,668	16,484,365	288,194	16,612,891

Fund Detail

14480 DHHS - Division of Vocational Rehabilitation

1810 Revenue Clearing

DESCRIPTION (1)	2003-2004 ACTUAL (2)	2004-2005 CERTIFIED (3)	2004-2005 AUTHORIZED (4)	2005-2006 INCR/DECR (5)	2005-2006 TOTAL (6)	2006-2007 INCR/DECR (7)	2006-2007 TOTAL (8)
ESTIMATED RECEIPTS							
53 88JK NC NURSING FACILITY TRAN	-1,300	0	0	0	0	0	0
53 881A REHAB SERVICE	36	0	0	0	0	0	0
53 886C DMA ADMIN & TRNG	-192	0	0	0	0	0	0
53 886J MEDICAID INFRASTRUCTURE	-17,072	0	0	0	0	0	0
53 887M DISABILITY DETERM.	1,459	0	0	0	0	0	0
53 887Q SOCIAL SERVICES BLOCK GR	297	0	0	0	0	0	0
53 889A BASIC SUPPORT PROGRAM	446	0	0	0	0	0	0
53 889B CLIENT ASSISTANCE PROGRA	698	0	0	0	0	0	0
53 889C INDEPENDENT LIVING-PARTB	9,344	0	0	0	0	0	0
53 889F IN-SERVICE TRAINING PROG	736	0	0	0	0	0	0
53 889H ALLIANCE EMPLOYMT ENHANC	114	0	0	0	0	0	0
53 889J MAKING EMP NEW SUCCESS	-9,147	0	0	0	0	0	0

TOTAL RECEIPTS	-14,581	0	0	0	0	0	0

NET APPROPRIATION	14,581	0	0	0	0	0	0

Fund Detail

14480 DHHS - Division of Vocational Rehabilitation

1991 Indirect Reserve

DESCRIPTION (1)	2003-2004 ACTUAL (2)	2004-2005 CERTIFIED (3)	2004-2005 AUTHORIZED (4)	2005-2006 INCR/DECR (5)	2005-2006 TOTAL (6)	2006-2007 INCR/DECR (7)	2006-2007 TOTAL (8)
REQUIREMENTS							
53 7110 RESERVES & OTHER DISTRIB	0	49,265	49,265	0	49,265	0	49,265
TOTAL RESERVES	0	49,265	49,265	0	49,265	0	49,265
53 81D1 TRANSFER TO B/C 14410 CM	224,019	37,019	37,019	0	37,019	0	37,019
53 81N1 TRANSFER TO B/C 14480 DV	1,629,071	261,407	261,407	0	261,407	0	261,407
TOTAL INTRAGOVERNMENTAL TRANSACT	1,853,090	298,426	298,426	0	298,426	0	298,426
TOTAL REQUIREMENTS	1,853,090	347,691	347,691	0	347,691	0	347,691
ESTIMATED RECEIPTS							
53 881A REHAB SERVICE	418	0	0	0	0	0	0
53 886C DMA ADMIN & TRNG	66,285	10,993	10,993	0	10,993	0	10,993
53 886J MEDICAID INFRASTRUCTURE	141	2,586	2,586	0	2,586	0	2,586
53 887M DISABILITY DETERM.	1,183,230	98,961	98,961	0	98,961	0	98,961
53 889A BASIC SUPPORT PROGRAM	593,185	218,751	218,751	0	218,751	0	218,751
53 889B CLIENT ASSISTANCE PROGRA	3,659	3,659	3,659	0	3,659	0	3,659
53 889E ASSISTIVE TECHNOLOGY PRO	6,590	6,591	6,591	0	6,591	0	6,591
53 889J MAKING EMP NEW SUCCESS	0	6,150	6,150	0	6,150	0	6,150
TOTAL RECEIPTS	1,853,508	347,691	347,691	0	347,691	0	347,691
NET APPROPRIATION	-418	0	0	0	0	0	0

Fund Detail

14480 DHHS - Division of Vocational Rehabilitation

1992 Prior Year Earned Revenue

DESCRIPTION (1)	2003-2004 ACTUAL (2)	2004-2005 CERTIFIED (3)	2004-2005 AUTHORIZED (4)	2005-2006 INCR/DECR (5)	2005-2006 TOTAL (6)	2006-2007 INCR/DECR (7)	2006-2007 TOTAL (8)
REQUIREMENTS							
53 81D1 TRANSFER TO B/C 14410 CM	2,585,786	0	0	0	0	0	0
53 81N1 TRANSFER TO B/C 14480 DV	450,901	0	0	0	0	0	0
TOTAL INTRAGOVERNMENTAL TRANSACT	3,036,687	0	0	0	0	0	0
TOTAL REQUIREMENTS	3,036,687	0	0	0	0	0	0
ESTIMATED RECEIPTS							
53 88JK NC NURSING FACILITY TRAN	3,287	0	0	0	0	0	0
53 881A REHAB SERVICE	2,435	0	0	0	0	0	0
53 886C DMA ADMIN & TRNG	30,961	0	0	0	0	0	0
53 887M DISABILITY DETERM.	550,336	0	0	0	0	0	0
53 887Q SOCIAL SERVICES BLOCK GR	20,581	0	0	0	0	0	0
53 889A BASIC SUPPORT PROGRAM	2,298,552	0	0	0	0	0	0
53 889B CLIENT ASSISTANCE PROGRA	9,022	0	0	0	0	0	0
53 889E ASSISTIVE TECHNOLOGY PRO	-109,977	0	0	0	0	0	0
53 889F IN-SERVICE TRAINING PROG	102,332	0	0	0	0	0	0
53 889H ALLIANCE EMPLOYMT ENHANC	18,521	0	0	0	0	0	0
53 889J MAKING EMP NEW SUCCESS	109,133	0	0	0	0	0	0
TOTAL RECEIPTS	3,035,183	0	0	0	0	0	0
NET APPROPRIATION	1,504	0	0	0	0	0	0

Fund Detail

14480 DHHS - Division of Vocational Rehabilitation

1993 Prior Year Audit and Adjustments

DESCRIPTION (1)	2003-2004 ACTUAL (2)	2004-2005 CERTIFIED (3)	2004-2005 AUTHORIZED (4)	2005-2006 INCR/DECR (5)	2005-2006 TOTAL (6)	2006-2007 INCR/DECR (7)	2006-2007 TOTAL (8)
REQUIREMENTS							
53 6111 MEDICAL	892,484	0	0	0	0	0	0
53 6112 NON-MEDICAL	-16,320	0	0	0	0	0	0
53 6113 IL - ATTENDANT CARE	-216	0	0	0	0	0	0
TOTAL AID & PUBLIC ASSISTANCE	875,948	0	0	0	0	0	0
TOTAL REQUIREMENTS	875,948	0	0	0	0	0	0
ESTIMATED RECEIPTS							
43 2211 LOCAL FUNDS	-3,161	0	0	0	0	0	0
43 7990 OTHER MISC REV-PROGRAM	309,980	0	0	0	0	0	0
43 81K1 TRF FROM B/C 14445-DMA	4,233,616	0	0	0	0	0	0
43 81N1 TRF FROM B/C 14480 DVR	180,788	0	0	0	0	0	0
53 8320 SOCIAL SECURITY ADMINIST	-283,486	0	0	0	0	0	0
53 8342 DISABILITY BENEFITS-PRIO	-23,562	0	0	0	0	0	0
53 8343 HOSPITALIZATION CONTRIBU	-2,932	0	0	0	0	0	0
53 8344 REIMBURSEMENT FROM DMA	-4,233,616	0	0	0	0	0	0
53 8345 CASE SERVICE-PRIOR YEAR	-847,061	0	0	0	0	0	0
53 881A REHAB SERVICE	255	0	0	0	0	0	0
53 886C DMA ADMIN & TRNG	-27,591	0	0	0	0	0	0
53 887M DISABILITY DETERM.	-537,261	0	0	0	0	0	0
53 887Q SOCIAL SERVICES BLOCK GR	121	0	0	0	0	0	0
53 889A BASIC SUPPORT PROGRAM	2,101,769	0	0	0	0	0	0
53 889B CLIENT ASSISTANCE PROGRA	2,589	0	0	0	0	0	0
53 889E ASSISTIVE TECHNOLOGY PRO	5,502	0	0	0	0	0	0
TOTAL RECEIPTS	875,950	0	0	0	0	0	0
NET APPROPRIATION	-2	0	0	0	0	0	0

