


**State of North Carolina**



**Michael F. Easley**  
**Governor**


# **Recommended Continuation Budget**

**2003-2005**

**Health and Human Services**  
**Volume 3**



**State of North Carolina**



**Michael F. Easley  
Governor**

# **Recommended Continuation Budget**

**2003-2005**

**Health and Human Services  
Volume 3**

**Office of State Budget and Management  
Office of the Governor  
Raleigh, North Carolina  
February 2003**

Three hundred copies of this volume were printed at a cost of \$17.88 per copy.

# Contents

<b>Section</b>	<b>Page</b>
Introduction	v
A: Mission and Fund Descriptions	A- 1
B: Budgets	
Aging, Division of	B- 55
Central Management and Support, Division of	B- 1
Child Development, Division of	B- 74
Education Services, Office of	B- 92
Facility Services, Division of	B-473
Medical Assistance, Division of	B-267
Mental Health/Developmental Disabilities/Substance Abuse Services, Division of	B-339
Public Health, Division of	B-119
Services for the Blind, Deaf, and Hard of Hearing, Division of	B-311
Social Services, Division of	B-211
Vocational Rehabilitation, Division of	B-497



# Introduction

The *Recommended Continuation Budget, 2003-2005* is a six-volume document that details Governor Easley's recommended fiscal plan for continuing operations of the State of North Carolina for the upcoming biennium. For publication purposes, the various departments of state government are grouped by function within the following volumes:

- Volume 1: Education
- Volume 2: General Government
- Volume 3: Health and Human Services
- Volume 4: Justice and Public Safety
- Volume 5: Natural and Economic Resources
- Volume 6: Transportation

In Sections A and B of each volume, funds are presented in numerical order within budget code. The budget codes are also ordered numerically by their last four digits, which typically represent a department or division, and then by their first digit, which represents a fund type. For example, in volume six, budget code 84210 precedes code 14222, which precedes 84290. The only exception to this order occurs where the last four digits of the budget code deviate from the usual department/division designation.

Section A provides mission statements for departments and a statement of purpose for each fund, as well as full titles for each budget code and fund code. (Mission and fund purpose statements are also included for each separate university in the UNC system, each division of the Department of Health and Human Services, and occupational licensing boards.)

Section B presents the proposed budget for each budget code and fund code, beginning with summary tables for each budget code followed by fund details for each budgeted fund within the budget code. Summaries for each budget code are listed below:

- Summary by Fund
- Summary by Account
- Position Counts, Summary by Fund
- Position Counts, Summary by Account

For each fund, "Fund Detail" presents the information termed "Worksheet I" in the budget preparation system. Tabular data in Section B are presented for 2001-02 actual amounts spent or received, 2002-03 certified and authorized amounts, and 2003-04 and 2004-05 recommended amounts.

Section A is intended both as an explanation of the operations supported by each fund as well as an index to the fiscal data in Section B. Section A page numbers for budget codes refer to the first page of the five summary tables for that code, and page numbers for fund codes refer to the first page of the fund detail table.

A summary of Governor Easley's recommended budget, including both continuation and expansion budgets, is published separately from these six volumes.

Questions about the *Recommended Continuation Budget, 2003-2005* or requests for further information may be directed to the Office of State Budget and Management, 20320 Mail Service Center, Raleigh, N.C. 27699-0320, or telephone (919) 733-7061. The document may also be downloaded from the Office of State Budget and Management web site, [www.osbm.state.nc.us](http://www.osbm.state.nc.us).

## Brief Definitions

Recommended Budget

Total of continuation and expansion budgets submitted by the Governor to the General Assembly for a biennium beginning with an odd-numbered year, for example, 2003-05.

Continuation Budget

That portion of the recommended budget that maintains existing, authorized levels of recurring services in agencies for a biennium. The continuation budget is based on the current year's authorized budget; it may be adjusted through Worksheet I's for level of expenditure, inflationary increase, increase in services required, annualization of programs, reduction for nonrecurring programs, and adjustments for receipts.

Expansion Budget


That portion of the recommended budget that presents additional operating funds for expansion of existing programs, including inflationary cost for the state's share of locally-operated programs, new programs, or pilot projects; proposals to change a statutory-controlled program by redirecting funds from one program to another; onetime major equipment purchases; and continued phase-in of new programs initiated in a previous biennium.



Certified Budget	Once the state budget is approved by the General Assembly and released, the Office of State Budget and Management (OSBM) certifies the official budgets to state agencies. Agencies can then operate under the new budget. The State Budget Officer certifies the appropriations, revenue, and condition of the fund to the Office of State Controller and the State Treasurer. The certified budget reflects budget revisions that were specifically mandated by the General Assembly.
Authorized Budget	The certified budget plus revisions delegated to the Office of State Budget and Management and to agencies by the Executive Budget Act.
Fund Code	Funds (or budget centers) are established as a result of authorization by the General Assembly; changes in the accounting standards; authorizations by OSBM; and/or grant awards from federal, state, local, or private agencies, or from individuals. The fund code is a four-digit number that, with its parent budget code, uniquely identifies the fund.
Budget Code	The Office of State Budget and Management and the Office of State Controller together with the State Treasurer determine a five-digit number (budget code) for budgetary reporting. This number generally identifies major fund types and the responsible entity for reporting. The first digit is the fund type. The second and third digits are usually the department/division code. Budget codes are established for the following fund types: 0xxxx - Institutional Funds Revenue 1xxxx - General Fund 2xxxx - Special Funds 3xxxx - Federal Funds 4xxxx - Capital Project Funds 5xxxx - Enterprise Funds 6xxxx - Trust and Agency Funds 7xxxx - Service Funds 8xxxx - Highway Funds
Worksheet I	A component of the Budget Preparation System (BPS) used by state agencies to develop their budget requests for the General Assembly. Each Worksheet I report, except in the university system, has these eight columns:

- 1) Description of the expenditure or receipt
- 2) Amount actually spent or received as of June 30 of the first year (2001-02) of the current biennium (2001-03)
- 3) Amount certified by the General Assembly for the second year (2002-03) of the current biennium (2001-03). Not shown for the university system.
- 4) Amount authorized by OSBM for the expenditure or receipt during the second year (2002-03) of the current biennium (2001-03)
- 5) Amount of the recommended increase or decrease for the first year (2003-04) of the next biennium (2003-05), as compared to the current year (2002-03) in column 4
- 6) Total amount requested for the first year (2003-04) of the next biennium (2003-05)
- 7) Amount of the recommended increase or decrease for the second year (2004-05) of the next biennium (2003-05), as compared to the current year (2002-03) in column 4
- 8) Total amount requested for the second year (2004-05) of the next biennium (2003-05)

## Section A



## Mission and Fund Descriptions



## Department of Health and Human Services

**Mission** To serve the people of North Carolina by enabling individuals, families, and communities to be healthy and secure, and to achieve social and economic well-being. To achieve this mission, the department will: provide comprehensive and coordinated services for prevention, intervention, assistance, education, and empowerment; assure equal access to services; be accountable for achieving meaningful results; continuously improve service delivery by involving citizens; and support and develop employees as diverse, invaluable resources.

### Division of Central Management and Support

**Mission** Direct operations and provide support services for the department's agencies and institutions to ensure that legislative and administrative policies are properly implemented to the benefit of citizens, clients, and employees and to promote health care access and self-sufficiency for underserved, low income, and developmentally disabled people.

	<b>Page</b>
<b>Budget Code - 14410 DHHS - Division of Central Management and Support</b>	B-1
<b>Fund Code</b>	
14410-1010 <i>Central Management and Administration</i>	B-13
<p>The Office of the Secretary sets policy and coordinates program administration fiscal, automation and personnel activities in the Department of Health and Human Services to ensure that legislation and policy direction from the Governor are properly implemented. Additionally, this fund includes activities of the Office of Public Affairs, Office of Governmental Relations, Office of General Council, and the Office of Policy and Planning.</p>	
14410-1011 <i>Administration and Support</i>	B-16
<p>The purpose of this fund is to provide fiscal and program analyses, and evaluations, coordination of capital projects, property control, purchase and contracts management to ensure services are administered in an efficient and effective manner. Included in this fund are activities of the Office of Grants Management, Division of Budget and Analysis, Office of Internal Audit, and Office of Property and Construction.</p>	
14410-1012 <i>Controller's Office</i>	B-19
<p>The purpose of this fund is to perform all accounting and financial reporting functions for the divisions and institutions within the department and to provide accountability for the resources appropriated to the department via the establishment of accounting, internal control, rate setting and cash management policies.</p>	

14410-1030 *Citizen Services*

B-23

This program guides citizens through the human service delivery system by providing information and referral to the proper department or agency and provides problem resolution for concerns or complaints via the ombudsman component. The Ombudsman responds to requests referred to the office by the Governor's Office, the Secretary of Health and Human Services, and other officials to investigate complaints or concerns relating to programs and services of the Department of Health and Human Services. Citizen Affairs staff effectively respond to requests received through the toll-free Information and Referral Service known as the CARE-LINE for information on and/or referral to human services programs and organizations, in government, non-profit agencies and support groups. The Office of Citizen Affairs assists agencies and organizations across the state that are interested in developing or enhancing information and referral operations by providing technical assistance and consultation, and educates the general public and agency personnel on information and referral services. This program provides statistical information on calls and ombudsman cases to the DHHS divisions for program evaluation and agency planning.

14410-1110 *NC Council on Developmental Disabilities*

B-25

The purpose of the N.C. Council on Developmental Disabilities is to promote access to and participation in the design of culturally competent community services, individualized supports, and other forms of assistance and opportunities that enhance self-determination, independence, productivity, and integration and inclusion into the community for individuals with developmental disabilities and their families. This is done through conducting systemic change, capacity building, and advocacy activities, that are consistent with a participant and family-centered, comprehensive system, and coordinated array of services, supports and other assistance, in the areas of (1) employment; (2) community living; (3) prevention and child development; 4) self-determination; 5) healthcare; 6) recreation; 7) transportation; 8) education; 9) housing; and (10) system coordination and community education.

14410-1210 *Human Resources*

B-27

The Division of Human Resources' mission is to provide the highest principles of professional human resources administration to the Department of Health and Human Services. Staff throughout the Division serve as management consultants and employee advocates in support of the Department's mission and goals. The purpose of this fund is to provide consultative, regulatory and monitoring services to over 19,000 employees and managers of the 14 divisions/offices and 18 institutions that comprise the Department of Health and Human Services. Through the broad functional areas of Classification and Pay, Employee and Management Development, Employee Relations, Employee Safety and Health, Recruitment Services, and Work/Life and Benefits Services, the Division of Human Resources: (1) Administers the State of North Carolina classification and pay plan for all positions in the Department and maintains compliance with the Fair Labor Standards Act; (2) provides consulting services in training development, needs assessment and curriculum planning while overseeing training and staff development for the Department; (3) oversees the Department's grievance process, performance rating dispute process, unemployment insurance program and manages the resolution of employee appeals filed with the Office of Administrative Hearings, the State Personnel Commission and the courts; (4) administers and coordinates safety and health related programs for the

Department to ensure compliance with federal, state, and department regulations to maintain safe work environments for employees and clients; (5) coordinates and facilitates recruitment activities throughout the Department to ensure fair employment practices; and (6) provides interpretation and consultation in the development and application of personnel policies and employee benefit programs.

14410-1310 *Office of Economic Opportunity* B-29

The Office of Economic Opportunity administers federal and state programs that provide funds to local agencies to raise families, including homeless persons, out of poverty. Funds from the major grant programs (Community Services Block Grant, and Emergency Shelter Grants) are used in local communities to carry out a wide range of strategies, based on local needs, which are designed to lead families to self-sufficiency.

14410-1311 *Residential Energy Conservation Assistance Program* B-32

The Residential Energy Conservation Assistance Program helps reduce energy costs for low-income families through conservation education, weatherization, and repair and replacement of inefficient heating systems. In addition, health and safety hazards are addressed.

14410-1410 *Information Systems Services* B-34

The Division of Information Resource Management (DIRM) supports the business functions of the Department of Health and Human Services by developing, modifying, transferring, maintaining, and supporting automated systems; telecommunications and network design and management support; computer hardware planning and installation support; operational support including printing and distributing computer output; and technical assistance with acquisitions of computer hardware and software. DIRM also researches and analyzes existing federal, state, and departmental Information Resource Management (IRM) policies; develops recommendations for new IRM policies; and monitors the implementation of IRM policies adopted by the Department; coordinates and supports IRM planning, quality assurance, and information resource security processes of the Department.

14410-1411 *DIRM - Welfare Automation* B-38

This Fund was established in July, 1998, at the request of the Office of State Budget and Management. The purpose of doing so was to create a method of capturing and reporting Welfare Reform automation costs for the Division of Information Resource Management and the Department. This separation from DIRM routine applications has assisted with federal reporting, as well as information prepared for the Information Resource Management Commission. Projects are included based upon their individual relationships to the overall Welfare Reform initiatives and include both applications development efforts as well as infrastructure projects.

14410-1510 *Office of Rural Health and Resource Development* B-40

The purpose of the Office of Research, Demonstrations, and Rural Health Development is to make quality primary medical and dental care available and accessible to North Carolina's rural communities by assisting them in identifying appropriate resources, recruiting physicians and dentists, and by developing primary care systems and

centers. The Office designs and tests innovative health care delivery strategies for Medicaid and other indigent residents to bring about improvement in health status, reduction of health disparities, and improvement in cost effectiveness. Assistance is provided to migrant and seasonal farmworkers in obtaining needed services, to small rural hospitals in network development, and to communities in developing prescription drug assistance programs.

14410-1710 *More at Four Prekindergarten Pilot Program* B-43

The purpose of the More at Four Pre-K Program is to establish high quality educational pre-kindergarten classrooms for at-risk four-year-olds who are likely not to succeed in K-12 education. These funds must be combined with other funding and resources to establish these classrooms in each county for 2002-03. The first priority is to serve children who have not received child care or are currently unserved. Secondary priorities are to serve children eligible for subsidy but not receiving it and children who are in facilities that do not meet the More at Four standards.

14410-1810 *Revenue Clearing Account* B-45

The Revenue Clearing Fund records accounting transactions that detail by funding source the revenue due from federal and other funding agencies as a result of expenditures that earned those dollars in the operating Funds of the agency. Actual receipts received from funding agencies are also recorded in this Fund. The Revenue Clearing Fund balance indicates the current status of the agency's accounts receivable for the funding sources reflected in the Clearing Account at any point in the fiscal year.

14410-1910 *Reserves and Transfers* B-48

This Fund is used to record budgetary reserves and non-operating transfers to other State agencies.

14410-191A *Statewide Reserve* B-47

A fund used by the General Assembly to set aside a specific amount of money for distribution to certain or all agencies for salaries, health benefits, computer equipment, and other designated uses.

14410-1991 *Indirect Cost - Reserve* B-49

The purpose of this fund is to account for funds earned for indirect costs from federal funding sources. The rate or amount of indirect cost that may be earned is negotiated each year with the federal DHHS Division of Cost Allocation based upon prior year statewide and departmental overhead costs.

14410-1992 *Prior Year Earned Revenue* B-51

This fund is used to record revenue received in the current fiscal year, primarily from federal funding sources, that was earned in a prior fiscal year.

14410-1993 *Prior Years Audits and Adjustments* B-53

This fund is used to record adjustments to expenditures or receipts for activities or transactions that occurred in a prior fiscal year. Adjustments tracked in this fund include paybacks from subgrantees as a result of audits of prior year operations.



## Division of Aging

**Mission** Plan, administer, coordinate, and evaluate the activities, programs, and services developed under the Older Americans Act and related programs which include specific state appropriations for the older adult population.

Provide leadership to achieve successful aging for North Carolina's older population by providing a system of services, opportunities, and protective supports.

**Page**

**Budget Code - 14411 DHHS - Division of Aging**

**B-55**

**Fund Code**

14411-1110 *State Administration*

B-62

These funds are used to provide administration for the Division of Aging. This program advocates for opportunities to enable older adults to remain active in their community, assists older adult citizens and/or their family caregivers by developing programs, fiscal policies and guidelines for an array of social, health, employment support and nutritional services funded under the Older Americans Act and with state funds. The division also provides technical assistance and training for Area Agencies on Aging and more than 440 local service providers as well as conducts programs and disseminates information on topics of interest to current and future older adults and family caregivers. The division monitors through Area Agencies on Aging for compliance with state and federal program and fiscal requirements. The division also provides leadership to facilitate local, regional, and state level strategic planning to meet the needs of well, moderately impaired, and frail older adults.

14411-1210 *Community Based Services*

B-65

This program assists North Carolina's older citizens and/or their family caregivers by funding Area Agencies on Aging which administer and monitor various home and community based services that: help frail older adults remain at home as long as possible; promote the health, wellness and nutritional status of older adults; support the development and operation of senior centers; provide transportation assistance for medical, recreational, nutritional, and social reasons; increase employment opportunities for older adults as well as promote educational, volunteer, and leisure opportunities for older adults. The division also administers a Family Caregiver Support Program that develops local capacity through Area Agencies on Aging to provide programs and supportive services for caregivers of at-risk older adults.

14411-1310 *Elder Rights Program*

B-68

This program assists North Carolina's older adults by developing programs which enhance advocacy efforts on behalf of residents in long-term care facilities, strengthens public awareness efforts aimed at the prevention of abuse,

neglect, and/or exploitation of older individuals through the federally mandated Long Term Care Ombudsman Program. The Elder Rights Program also serves to increase access to and counseling on public benefits and pensions; expands legal assistance available to older adults; and strengthens consumer protections.

14411-1810 *Revenue Clearing* B-70

The Revenue Clearing Fund records accounting transactions that detail by funding source the revenue due from federal and other funding agencies as a result of expenditures that earned those dollars in the operating Funds of the agency. Actual receipts received from funding agencies are also recorded in this Fund. The Revenue Clearing Fund balance indicates the current status of the agency's accounts receivable for the funding sources reflected in the Clearing Account at any point in the fiscal year.

14411-191A *Statewide Reserve* B-71

A fund used by the General Assembly to set aside a specific amount of money for distribution to certain or all agencies for salaries, health benefits, computer equipment, and other designated uses.

14411-1992 *Prior Year Earned Revenue* B-72

This fund is used to record revenue received in the current fiscal year, primarily from federal funding sources, that was earned in a prior fiscal year.

14411-1993 *Prior Year Adjustments or Audit Exceptions* B-73

This fund is used to record adjustments to expenditures or receipts for activities or transactions that occurred in a prior fiscal year. Adjustments tracked in this fund include paybacks from subgrantees as a result of audits of prior year operations.

### Division of Child Development

**Mission** Build a stronger social and economic future for North Carolina by promoting high quality early childhood experiences.

**Page**

**Budget Code - 14420 DHHS - Division of Child Development**

B-74

**Fund Code**

14420-1111 *General Administration* B-81

The purpose of the General Administration fund is to support child care and other early child development programs. These funds are used to provide administration for the Division of Child Development; inspect all child care centers and homes for compliance with applicable laws; investigate all reports of alleged abuse or neglect in child care

centers and homes and take appropriate action to protect children; and to provide administration for the child care subsidy program.

14420-1190 *Revenue Clearing* B-84

The Revenue Clearing Fund records accounting transactions that detail by funding source the revenue due from federal and other funding agencies as a result of expenditures that earned those dollars in the operating Funds of the agency. Actual receipts received from funding agencies are also recorded in this Fund. The Revenue Clearing Fund balance indicates the current status of the agency's accounts receivable for the funding sources reflected in the Clearing Account at any point in the fiscal year.

14420-1711 *Early Childhood Initiative* B-85

The purpose of the Early Childhood Initiatives program is to support local and statewide Smart Start Initiatives in making high quality early childhood education programs and support services available to all preschool children and their families.

14420-1811 *Child Development Services* B-86

The purpose of the Child Development Services program is to support subsidized child care and special initiatives to improve the quality and availability of the services provided. To carry out this responsibility, these funds are used to subsidize the cost of child care for eligible children to enable their parents to work or receive training and to enhance the development of children. Funds are also used to improve child care by promoting training and increased compensation for caregivers; providing loans or grants to child care providers to improve and expand services; promoting the development of child care resource and referral to assist families with locating high quality child care; and supporting implementation of the star rated child care licensing system.

14420-191A *Statewide Reserve* B-88

A fund used by the General Assembly to set aside a specific amount of money for distribution to certain or all agencies for salaries, health benefits, computer equipment, and other designated uses.

14420-1992 *Prior Year Earned Revenue* B-89

This fund is used to record revenue received in the current fiscal year, primarily from federal funding sources, that was earned in a prior fiscal year.

14420-1993 *Prior Year Unearned Revenue* B-90

This fund is used to record adjustments to expenditures or receipts for activities or transactions that occurred in a prior fiscal year. Adjustments tracked in this fund include paybacks from subgrantees as a result of audits of prior year operations.

## Office of Education Services

**Mission** The Office of Education Services (OES) manages the Schools for the Deaf, the Governor Morehead School for the Blind, and their preschool components in order to improve student academic and post-secondary outcomes and to strengthen collaborative relationships with local education agencies and with the State Board of Education.

**Page**

**Budget Code - 14424 DHHS - Office of Education Services**

B-92

**Fund Code**

14424-1101 *Western NC School for the Deaf*

B-99

This fund is used to provide quality educational programming for students who are deaf, hard of hearing and deaf-blind from the 48 western NC counties and whose Individual Educational Plans (IEP) recommend their attendance at a day program or residential school for the deaf. Funds allow students to receive K-12 instructional services leading to a diploma, as well as, related services specified by their IEPs. Funding supports staff collaboration with Vocational Rehabilitation to facilitate transition services for students 14-21 years of age. Funding also supports outreach efforts that provide students, local education agencies, public school educators, parents, and community members' access to a variety of services related to the intellectual, social, and emotional development of deaf and hard of hearing students.

14424-1201 *Eastern NC School for the Deaf*

B-102

This fund is used to provide quality educational programming for students who are deaf, hard of hearing and deaf-blind from the 52 eastern NC counties and whose Individual Educational Plans recommend their attendance at a day program or residential school for the deaf. Funds allow students to receive K-12 instructional services leading to a diploma, as well as, related services specified by their Individual Educational Plans. Funding supports staff collaboration with Vocational Rehabilitation to facilitate transition services for students 14-21 years of age. Funding also supports outreach efforts that provide students, local education agencies, public school educators, parents, and community members access to a variety of services related to the intellectual, social, and emotional development of deaf and hard of hearing students.

14424-1301 *Central NC School for the Deaf*

B-105

The North Carolina Central School for the Deaf closed in May 2001. Only essential maintenance staff remained through June 2002. The General Assembly eliminated the maintenance and operating budget during the 2002-03 session.

14424-1405 *Governor Morehead School*

B-107

This fund is used to provide quality educational programming for visually impaired children and youth ages birth through 21 from all 100 NC counties. All children have individualized programs (IFSPs, IEPs), which recommend visually impaired support services. Early Intervention and Pre-school Services are home and center-based. GMS preschool staff work with families and community professionals to provide intervention services, accommodations and adaptive equipment. Funds for the K-12 day and residential program are provided for delivery of the standard course of study leading to a high school diploma, as well as related services specified by their IEPs. Funding supports staff collaboration with Vocational Rehabilitation to facilitate transition services for students 14-21 years of age. Funding provides high quality, research-based training opportunities through the North Carolina Central University Visually Impaired program. Funding also supports outreach efforts that provide students, local education agencies, public school educators, parents, and community members' access to a variety of services related to the intellectual, social, and emotional development of visually impaired students. Outreach also includes short term programming on campus for disability specific training, such as Braille and/or Orientation and Mobility.

14424-1505 *Early Intervention Services - Preschool*

B-110

The fund is used to manage a statewide system of home and center-based early intervention services to children who are birth to three years old with hearing impairments; to provide interventionists who work with children, families, and community professionals on the range of issues related to hearing loss; to provide itinerant services in the home or daycare setting for children with hearing loss, focusing on language development and communication skills; to evaluate these children regularly to monitor progress in all areas of development, including communication skills; to function in accordance with state and federal mandates in serving children with hearing loss as their primary disability; to lease space and pay for services related to customer service, including but not limited to itinerant travel expenses, office equipment and supplies, learning resources, and contractual services; and to work collaboratively with other agencies that provide services to children who are ages birth to three in order to maximize resources.

14424-1701 *Family Resource Centers*

B-112

The Family Resource Centers have been privatized and are now operated under contract with Beginnings for Parents of Hearing Impaired Children, a private not-for-profit agency. Beginnings provides emotional support, counseling, unbiased education, assessment, advocacy, and referral to families with deaf or hard of hearing children. They also provide outreach to professionals who work with deaf and hard of hearing children. The Auditory Learning Center provides training and technical assistance to early intervention and public school providers serving children who are deaf or hard of hearing. The Center conducts workshops in the areas of speech, language, and auditory development and provides direct services (Aural Habilitation) to children and adults.

14424-1801 *Central Administration*

B-113

This fund is for the Central Office staff which provides management and support services to assure quality operation of residential and preschool programs.

14424-191A	<i>Statewide Reserve</i>	B-115
	A fund used by the General Assembly to set aside a specific amount of money for distribution to certain or all agencies for salaries, health benefits, computer equipment, and other designated uses.	
14424-1991	<i>Indirect Reserves</i>	B-116
	The purpose of this fund is to account for funds earned for indirect costs from federal funding sources. The rate or amount of indirect cost that may be earned is negotiated each year with the federal DHHS Division of Cost Allocation based upon prior year statewide and departmental overhead costs.	
14424-1992	<i>Prior Year Revenue</i>	B-117
	This fund is used to record revenue received in the current fiscal year, primarily from federal funding sources, that was earned in a prior fiscal year.	
14424-1993	<i>Prior Period Refunds</i>	B-118
	This fund is used to record adjustments to expenditures or receipts for activities or transactions that occurred in a prior fiscal year. Adjustments tracked in this fund include paybacks from subgrantees as a result of audits of prior year operations.	

### Division of Public Health

**Mission**     Protect, promote, and preserve the health of North Carolinians through ethical, compassionate, and evidence-based public health practice.

		Page
<b>Budget Code - 14430 DHHS - Division of Public Health</b>		B-119
<b>Fund Code</b>		
14430-1000	<i>Division of Health Services</i>	B-132
	This is the fund code used by the Office of the State Controller to record pass-through non-expense/revenue balance items.	
14430-1110	<i>Division Offices</i>	B-133
	This fund is used to develop and analyze policy, conduct program planning and coordination, secure and allocate resources, and provide fiscal oversight and control.	

14430-1130	<i>Regional Offices Support</i>	B-136
	This fund is used to budget Management Support positions based in Division of Public Health regional offices.	
14430-1160	<i>State Center for Health Statistics</i>	B-137
	The purpose of this fund is to provide technical assistance to counties implementing a community health assessment; collect and disseminate health information statewide; maintain a statewide cancer registry and provide cancer-related information; adopt policies and implement a statewide plan regarding the collection and dissemination of health information; publish routine and special reports; and respond to special requests.	
14430-1410	<i>Local Health Services</i>	B-140
	This fund is used to provide information, training, consultation, and technical assistance on minority health issues to national, state, and local health and human service agencies, community-based organizations, and other public and private health agencies. In addition, the fund provides tools, consultation, and technical assistance to local health departments on management, efficiency, and productivity issues. It is also used to negotiate appropriate Medicaid reimbursement rates based on annual cost study results and to assure that Health Services Information Systems provides appropriate interface for local agencies to seek reimbursement for services for all payment sources.	
14430-1420	<i>Medical Examiner</i>	B-143
	This fund is used to conduct medical/legal death investigations, autopsies, and toxicology tests; investigate childhood deaths, particularly those due to suspected abuse and neglect; monitor the incidence and distribution of deaths; maintain a database of results of postmortem investigations, autopsies, and tests; record causes of death; provide copies of completed medical examiner investigations, autopsies, and toxicology reports to the public; maintain the incidence and distribution of deaths due to homicides, suicides, natural diseases, and drugs; respond to requests for information; provide expert witness testimony in criminal proceedings; and provide instructional hours in medical/legal education.	
14430-1430	<i>Office of Chief Nurse</i>	B-146
	The purpose of this fund is to provide training via the Public Health Training and Information Network as well as via on-line and traditional mechanisms and to provide tools, technical assistance and consultation on nursing issues in local health departments.	
14430-1435	<i>Dental Health Services</i>	B-148
	This fund is used to implement a statewide plan for providing education and preventive services to promote oral health; provide consultation to local dental public health service providers; provide instruction on dental care, sealants, nutrition, fluorides, plaque control, and injury prevention; provide preventive services to targeted children; monitor community water supplies for optimal fluoride levels; maintain a dental health database and provide public information;	

and provide screening, diagnostic, and preventive treatment plus referral to dental and oral health services. This fund also supports a division-wide school health initiative which aims to improve the health and academic performance of school children by positively impacting school health policy, services and environments.

- 14430-1440 *Highway Safety Scientific Service* B-151  
This fund is used to provide direct services to prevent injuries and deaths due to drinking and driving.
- 14430-1451 *Communicable Disease/Bioterrorism* B-154  
The purpose of this fund is to work with local partners on control of communicable diseases. The primary focus is to locate and examine close contacts of tuberculosis (TB) infectious patients; provide preventive therapy to infected patients to prevent active tuberculosis; provide treatment to active tuberculosis cases; and place patients on directly observed therapy. This fund is also being used to support Public Health Bioterrorism initiatives.
- 14430-1461 *HIV/STD Prevention and Care* B-157  
This fund is used to provide training, consultation, and technical assistance to public and community health agency staff; work with public and community health agencies to investigate HIV and other STD reports; locate and counsel partners; diagnose, treat, and educate individuals; work with public and community agencies to provide a continuum of outpatient care and support services to people infected with and affected by HIV; ensure enforcement of applicable public health law and administrative rules; and maintain current policies and databases required to produce reports and support training.
- 14430-1465 *Vital Records* B-160  
This fund is used to register vital events: births, deaths, marriages, and divorces; provide copies of vital certificates; provide raw demographic data to health researchers and statistical analysts; and provide training, consultations, and technical assistance in vital records.
- 14430-1471 *Occupational Health and Environmental Epidemiology* B-162  
The purpose of this fund is to investigate, review, and evaluate reports of occupational injury or illness and environmental or zoonotic conditions, including possible contamination of private and public water supplies, suspected of posing a risk to human health. The fund provides rabies tags to veterinarians and county health departments for identification of vaccinated domestic animals. Additionally, the fund is used for asbestos/lead abatement by training and certifying abatement contractors, inspecting and issuing permits for abatement sites, investigating complaints, and enforcing regulation compliance.
- 14430-1505 *Women's and Children's Health* B-165  
This fund has three purposes: 1) budgets funds supporting the section's administrative requirements; 2) budgets the Healthy Mothers/Healthy Children allocation to local health departments, which is a component of the Maternal and Child Health Block Grant state plan; 3) budgets the State Systems Development Initiative grant, which is administered at the section level due to its involvement across all branches within the section.



14430-1511	<i>Women's Health</i>	B-167
	<p>This fund is used to contract with local service providers for perinatal services to low-income pregnant women, including prenatal care, case management, counseling, and postpartum services. In addition, it is used to coordinate resources to improve access to nutritional support and medical supervision, to conduct/contract for perinatal education training and seminars, monitor and evaluate services to determine impact on perinatal outcomes, and provide consultation and technical assistance to service providers. Resources budgeted in this fund also support the provision of contraceptive services for low-income women and men. Support is also provided for the primary and secondary prevention of adolescent pregnancies.</p>	
14430-1515	<i>Developmental Evaluation Centers</i>	B-170
	<p>This fund is used for the network of state managed Developmental Evaluation Centers (DEC) and reflects all of their operational activities. It also includes costs associated with the state level administration of this program.</p>	
14430-1516	<i>Early Intervention</i>	B-173
	<p>This fund is used for the non DEC specific early intervention activities of the Early Intervention Branch. Examples include the annual federal early intervention grant and state funded administration and special projects.</p>	
14430-1520	<i>Sickle Cell and Genetic Counseling</i>	B-176
	<p>This fund is used to provide preventive and primary care services to children from birth to 18 years of age via local service providers; inform parents and caregivers about good health practices; identify and treat infants and children with chronic medical conditions and developmental delays by providing screening, diagnoses, case management, referral, and follow-up services; and promote family well-being and self-sufficiency.</p>	
14430-1531	<i>Special Needs Children</i>	B-179
	<p>This fund is used to provide services to children with special health care needs. Programs and services are designed to: (1) assure earliest possible identification and proper referral of children who have, or are at risk for, developmental delays, chronic illnesses or disabling conditions; (2) assist with costs of health care and related services for children (and some adults) with special health care needs; and (3) provide training, consultation and technical assistance to family members, health care providers and other care givers in order to promote optimal growth and development for these children.</p>	
14430-1535	<i>Child Health</i>	B-182
	<p>This fund is used to provide preventive and primary care services to children from birth to 18 years of age via local service providers, including contracts for direct clinic services. In addition, it is used to coordinate resources to improve access to child health and school health services, and to conduct/contract for training and educational activities on childhood initiatives including parenting, vision screening, healthy weight, asthma, health and safety in child care, and prevention of child fatalities.</p>	

- 14430-1540 *Nutrition and Dietary Services* B-185  
 Through the Women, Infants, and Children (WIC) Program, this fund provides money to contract with local agencies for nutrition education and supplemental foods for income-eligible participants at nutritional risk. The fund is also used to contract for nutritious meals for eligible children and adults who attend qualifying care facilities.
- 14430-1551 *Chronic Diseases* B-188  
 This fund is used to maintain the Advisory Committee on Cancer Coordination and Control (ACCCC), the Heart Disease and Stroke Prevention Task Force (HDSPTF), the Governor's Council on Physical Fitness and Health (GCPFH), the 5-A-Day nutrition initiative, the Vision 2010 Statewide Coalition, the Diabetes Advisory Council (DAC), the Senior Vaccination Season Coalition (SVSC), and the Osteoporosis Task Force. The fund is also used to increase state and local capacity to address physical activity, nutrition, tobacco use, diabetes, hypertension, and osteoporosis and to prevent injuries. The fund provides money for cancer, home health, kidney services, and migrant health services. In addition, it provides tools, consultation, and technical assistance to local health departments on management, efficiency, and productivity issues. Furthermore, it helps counties establish a Healthy Carolinians Task Force and identify resources for community-based health promotion.
- 14430-1560 *Public Health Laboratory Services* B-192  
 This fund is used for laboratory examinations of samples submitted by appropriate health care providers; for maintaining databases of results; and for providing training, testing and certification to other laboratories.
- 14430-1570 *Immunization* B-195  
 This fund is used to develop and disseminate immunization information to health professionals and the public, distribute vaccine to public and private providers, provide technical assistance, monitor and evaluate services, develop and maintain a North Carolina Immunization Registry, and contract with local providers for immunization services.
- 14430-1575 *Child Nutrition Programs* B-198  
 The purpose of this fund is to provide technical assistance to public health personnel to promote the delivery of nutrition services to adults and children and to contract for nutritious meals for eligible children and adults who attend qualifying adult and child care facilities, and participate with Summer Food Service Program.
- 14430-1810 *Division of Public Health-Revenue Clearing Fund* B-200  
 The Revenue Clearing Fund records accounting transactions that detail by funding source the revenue due from federal and other funding agencies as a result of expenditures that earned those dollars in the operating Funds of the agency. Actual receipts received from funding agencies are also recorded in this Fund. The Revenue Clearing Fund balance indicates the current status of the agency's accounts receivable for the funding sources reflected in the Clearing Account at any point in the fiscal year.

14430-191A	<i>Statewide Reserve</i>	B-202
	A fund used by the General Assembly to set aside a specific amount of money for distribution to certain or all agencies for salaries, health benefits, computer equipment, and other designated uses.	
14430-1931	<i>Refund of Prior Year Expenses</i>	B-203
	This fund is an accounting fund used to record the collection of reimbursements for expenditures covered with state appropriations in a prior period.	
14430-1991	<i>Federal Indirect Reserve</i>	B-204
	This purpose of this fund is to account for funds earned for indirect costs from federal funding sources. The rate or amount of indirect cost that may be earned is negotiated each year with the federal DHHS Division of Cost Allocation based upon prior year statewide and departmental overhead costs.	
14430-1992	<i>Prior Year Earned Revenue</i>	B-207
	This fund is used to record revenue received in the current fiscal year, primarily from federal funding sources, that was earned in a prior fiscal year.	
14430-1993	<i>Prior Year Audits and Adjustments</i>	B-209
	This fund is used to record adjustments to expenditures or receipts for activities or transactions that occurred in a prior fiscal year. Adjustments tracked in this fund include paybacks from subgrantees as a result of audits of prior year operations.	

### **Division of Social Services**

**Mission** The Division of Social Services is dedicated to assisting and providing opportunities for individuals and families in need of basic economic support and services to become self-supporting and self-reliant. The Division of Social Services advocates for and encourages individuals' rights to select actions appropriate to their needs. Furthermore, we recognize our responsibility through teamwork and professional effort to assist in this process. Toward this end, in cooperation with local departments of social services and other public and private entities, we seek to identify needs, devise and focus resources, and deliver services responsively, timely and compassionately.

<b>Budget Code - 14440 DHHS - Division of Social Services</b>		<b>Page</b>
<b>Fund Code</b>		
14440-1110	<i>State Administration</i>	B-223
	The purpose of the State Administration program is to develop policies and procedures to carry out federal and state program requirements; to allocate funds to counties; to supervise program implementation and field operations; to develop and periodically update the state training plan; to provide accounting and statistical information regarding how funds are spent; and to support development and operation of electronic data processing and telecommunication systems. This program includes the Office of the Director, personnel services, accounting and budget functions, planning services, and general data processing support.	
14440-1120	<i>Regional Administration</i>	B-226
	Local Support provides technical assistance and consultation to county departments of social services, county boards of social services, boards of county commissioners and other county officials; monitors administration and operation of county social services departments; and supervises county departments in accordance with statutory requirements.	
14440-1130	<i>Public Assistance Administration</i>	B-228
	Public Assistance Administration ensures that Social Services entitlement programs are administered in accordance with current rules and procedures so that all eligible persons in the state receive accurate benefits in a timely and equitable manner. Programs and benefits include Work First Family Assistance (WFFA), AFDC-Emergency Assistance, Food Stamp Program, Low Income Home Energy Assistance, and State/County Special Assistance for Adults (SA). Financing allotments to Food Assistance recipients does not involve state funds or disbursement and is therefore not represented in the division's budget. Matching rates for administration of these programs vary according to funding sources.	
14440-1140	<i>Child Welfare Services</i>	B-231
	Child Welfare Services Administration ensures that social services for children and families are developed, implemented, and administered fairly and consistently across the state. These programs are supported by numerous federal grants including the Social Services Block Grant, Temporary Aid to Needy Families Block Grant and Child Welfare Services Funds, and by state appropriations such as the Special Children Adoption Incentive Funds. Federal participation in the programs varies according to source of funds. Programs for children and their families are designed to protect and promote the welfare of children in their homes and, when necessary, to provide care for them outside their homes until they can be reunited with their parents or relatives, placed for adoption, or otherwise placed in a permanent home.	

- 14440-1160 *Job Corps* B-234  
 The 100% federal funded Job Corps program has been discontinued.
- 14440-1170 *Adult and Family Service* B-235  
 Adult and Family Services Administration ensures that social services for elderly and disabled adults and families are developed, implemented, and administered accurately and consistently across the state. These programs are supported by several federal grants including the Social Services Block Grant, Family Violence Prevention Act funds, and Refugee Assistance Program funds, and by state appropriations such as the State Adult Protective Services Fund and the State Adult Home Specialist Fund. Federal participation in the programs varies according to source of funds. Programs for adults are designed to prevent or delay institutional care, provide a continuum of community-based services for elderly, disabled, and needy adults, and strengthen and support family-based care. Refer to Fund 1230, State/County Special Assistance for Adults, for information about this program which enables low income elderly and disabled adults to live in adult care homes when that level of care is needed. Services are delivered primarily through county departments of social services (see Fund 1480) but also through contracts with other public or private providers or directly by the Division. Administrative support activities in this fund include the provision of training and technical assistance to service delivery agencies as well as supervision and monitoring to ensure policy compliance and to strengthen quality of service.
- 14440-1180 *Aid to Counties* B-237  
 County Administration provides financial assistance to county governments in meeting costs of administering public assistance and service programs. These include county department costs associated with determining if welfare applicants meet financial and income requirements as well as other county administrative and personnel functions. Funds from various federal programs such as TANF, Food Stamps and the Social Services Block Grant are transferred from this program to the county to meet these operating costs.
- 14440-1210 *Refugee Assistance Payments* B-240  
 The Refugee Cash and Medical Assistance Program is utilized for newly arrived refugees into the United States who demonstrate financial need. The program is short-term (maximum of eight months) in nature and is used to provide support to assist refugees in becoming self-supporting.
- 14440-1220 *Work First Family Assistance* B-241  
 Work First Family Assistance (WFFA) is administered at the county level under state supervision. It is intended to encourage the care of dependent children by furnishing financial assistance to their parents or relatives with whom they are living to help them maintain and strengthen family life and become more independent and self-supporting. The Temporary Assistance for Needy Families Emergency Assistance (TANF-EA) Program provides assistance to TANF eligible families with children who are in crisis situations. Assistance may include cash or social work services provided by county departments of social services, area mental health agencies, and youth services facilities. Assistance available covers a wide range of areas including, but not limited to, assistance with housing and utilities, economic,

employment and social service counseling and related in-home and out-of-home services. Funding for the cash component of TANF-EA through the WFFA is a combination of federal, state, and county funds; for the service component, funding is 50% federal and 50% county or other local funds.

14440-1230 *Special Assistance for Adults* B-242

In order to provide assistance to the aged and disabled with special needs, Special Assistance for Adults provides a cash supplement to eligible persons in licensed adult care homes or, at county option, to certain disabled persons in private living arrangements. This is a state/county supported program (50% state funded and 50% county funded) with no federal funds involved in the payment.

14440-1240 *Energy Assistance* B-243

Low Income Energy Assistance (LIEAP) is an entitlement program which provides funds to help low income families cope with increases in heating costs. A one-time payment is made to all eligible households. LIEAP funding is federal.

14440-1250 *Adoption Assistance* B-244

Adoption Assistance provides payments and services to meet the needs of adoptive children who are physically or mentally handicapped, and otherwise hard to place for adoption because of their special needs. Assistance is in the form of monthly cash payments to families and reimbursements to county departments of social services for the purchase of legal, medical, and therapeutic services. Adoption assistance payments are funded by Title IV-E, Title IV-B (Child Welfare Services), and state and county funds.

14440-1260 *Foster Care Assistance* B-245

Foster Care Assistance provides financial assistance to needy children who are removed from their homes for placement in a foster care facility, where the child's placement and care are the responsibility of a county department of social services. Children may qualify for assistance under Title IV-E, Temporary Assistance for Needy Families grant, or the State Foster Home Fund. State Foster Home Fund payments are 50% state funded and 50% county funded. The matching rate for Title IV-E Foster Care is the same as for regular AFDC payments, and the rate of federal financial participation (matching rate) is subject to change. TANF for foster care payments is reimbursed at 100% federal.

14440-1280 *County Public Assistance Payments* B-247

County Public Assistance Payments include Crisis Intervention Payment and Carolina Power and Light (CP&L) Project Share funds. The Crisis Intervention Payments Program (CIP) is designed to assist low income persons who are in a heating or cooling related crisis. Funds are allocated to each county department of social services based on the number of eligible households receiving Supplemental Security Income (SSI), Aid to Families with Dependent Children (AFDC), Medical Assistance and Food Stamps, and the number of non-categorical households in the county which meet the income requirements. The CIP program is 100% federally funded. For eligible households in the CP&L service area, funds are available for similar payments through the CP&L Project Share. No state match is required for CP&L Project Share. Funding comes from employee and customer donations that are matched by CP&L.

- 14440-1310 *Transfers to Other State Agencies* B-248  
 Funds are transferred from this program to other state agencies and divisions for their use in meeting their goals and objectives. These are flow through funds and do not represent programs of the Division of Social Services. Matching rates vary according to program.
- 14440-1410 *State Purchase of Service* B-249  
 State Purchase of Services includes the costs of state level services and contracts on behalf of clients in identified target populations. Services include return of runaways, maternity home payments, abortion payments, and child medical evaluation payments. Federal support for some of these programs comes from the Social Services Block Grant, the Child Welfare Grant, and Emergency Assistance funds.
- 14440-1480 *County Services Program* B-250  
 This fund includes the costs of services purchased by and provided by county departments of social services. Administrative costs are not included. Costs reflect county-provided services to children, families, and elderly adults such as in-home services, case management, counseling, medical transportation, out of home placement, and disabled adolescent parenting, child and adult protective services, permanency planning, purchase of psychological services, family planning, and other federal and state funded services.
- 14440-1500 *Child Support Enforcement* B-253  
 The Child Support Enforcement (IV-D) Program locates absent parents, establishes paternity when needed, establishes and enforces support obligations to ensure that parents who are absent from the home support their children, and collects and distributes the support payments. All recipients of Work First Family Assistance (WFFA) (Fund 1220) must assign to the state all rights to child support for recipient children. The support collected for these cases is then retained by the state to offset the amount expended for WFFA. Services are also available to non- WFFA clients who are charged an application fee. The current federal financial participation rate for the federal Child Support Enforcement grant (IV-D) which supports this program is 66%. County funds are used as the match for county-operated programs which are budgeted in Fund 1180. Fund 1500 includes the cost of state administered local programs and state administrative costs. The match for these costs comes from state funds and earned incentive receipts.
- 14440-1810 *Revenue Clearing Fund* B-256  
 The Revenue Clearing Fund records accounting transactions that detail by funding source the revenue due from federal and other funding agencies as a result of expenditures that earned those dollars in the operating Funds of the agency. Actual receipts received from funding agencies are also recorded in this Fund. The Revenue Clearing Fund balance indicates the current status of the agency's accounts receivable for the funding sources reflected in the Clearing Account at any point in the fiscal year.

14440-1900	<i>Reserves and Transfers</i>	B-258
	This program exists for accounting purposes only to reserve closed-ended grants for transfer into program budget codes including both committed and uncommitted reserves.	
14440-191A	<i>Statewide Reserve</i>	B-259
	A fund used by the General Assembly to set aside a specific amount of money for distribution to certain or all agencies for salaries, health benefits, computer equipment, and other designated uses.	
14440-1991	<i>Federal Indirect Reserve</i>	B-260
	This program exists for accounting purposes only to account for funds earned for indirect costs, in conjunction with agreements with the Department of Health and Human Services and Department of Administration, to recoup federal participation for current year claims against prior year capital expenditures and departmental overhead.	
14440-1992	<i>Prior Year Earned Revenue</i>	B-262
	This fund is used to record revenue received in the current fiscal year, primarily from federal funding sources, that was earned in a prior fiscal year.	
14440-1993	<i>Prior Year Adjustments or Audit Exceptions</i>	B-264
	This fund is used to record adjustments to expenditures or receipts for activities or transactions that occurred in a prior fiscal year. Adjustments tracked in this fund include paybacks from subgrantees as a result of audits of prior year operations.	
14440-1995	<i>Reserve - Work First State Money</i>	B-266
	This fund records expenditures associated with new development and enhancements of approved Information Technology Services (ITS) systems which provide the counties the means to communicate with the state information systems. The information is used for generating the reporting information required by the federal and state government to obtain federal funding and to make management decisions of programs provided by the counties.	



## Division of Medical Assistance

**Mission** Manage the Medicaid program efficiently and effectively so that cost effective health care services are available through enrolled providers to all eligible persons across the state.

		<b>Page</b>
	<b>Budget Code - 14445 DHHS - Division of Medical Assistance</b>	<b>B-267</b>
<b>Fund Code</b>		
14445-1101	<i>DMA Administration</i>  The purpose of this fund is to design and manage the Medicaid Program in North Carolina so that reimbursement methodologies contain incentives for providers to be cost conscious; the program meets or exceeds federal program performance standards for efficient and effective operation; the program maximizes federal funding available while continuing to apply the test of cost effectiveness and efficiency to all expenditures regardless of source of financing. Salaries, fringe benefits and related costs for DMA personnel reside in this fund.	B-278
14445-1102	<i>Contracts and Agreements</i>  The purpose of this fund is to procure the use of the most efficient administrative services through competitive bidding and the use of services from sister agencies already performing similar services. To carry out this responsibility, this division: (1) procures competitively bid services including claims processing, prior approval, utilization review, physician consulting, and other services: (2) executes interagency agreements for various services with other governmental agencies.	B-281
14445-1190	<i>Administrative Revenue Clearing</i>  The Revenue Clearing Fund records accounting transactions that detail by funding source the revenue due from federal and other funding agencies as a result of expenditures that earned those dollars in the operating Funds of the agency. Actual receipts received from funding agencies are also recorded in this Fund. The Revenue Clearing Fund balance indicates the current status of the agency's accounts receivable for the funding sources reflected in the Clearing Account at any point in the fiscal year.	B-283
14445-1210	<i>Medical Assistance County Administration</i>  The purpose of this fund is to house county administration and the Carolina Access Grant.	B-284
14445-1310	<i>Medical Assistance Payments</i>  The purpose of this fund is to insure that cost effective health care services are accessible and used by Medicaid-eligible elderly, disabled, pregnant women, children and poor citizens of the state so that they may remain or become	B-285

functioning and productive citizens. To carry out this responsibility, this division shall: (1) coordinate with counties to enroll Medicaid recipients in prepaid health and managed care plans to: a) improve access and quality of care, b) make managed care available to more Medicaid eligible and c) increase the use of managed care; (2) promote screening of Medicaid eligible children through the Health Check Program with the goal of avoiding future medical needs and their costs; (3) increase the availability and visibility of in-home services as an alternative for institutional services; and (4) provide Medicaid service payments.

- |            |  |       |
|------------|--|-------|
| 14445-1320 | <i>Medical Assistance Cost Payments</i>  | B-289 |
|            | The purpose of this fund is to reflect cost settlements made to adjust for the difference between interim payments made to providers and the amount actually owed.   |       |
| 14445-1330 | <i>Medical Assistance Adjustments and Refunds</i>  | B-291 |
|            | The purpose of this fund is to reflect corrections of erroneous payments to providers and represents payments to the Division of Medical Assistance for insurance payments, fraud recoveries and other recoveries.   |       |
| 14445-1336 | <i>Disproportionate Share Pay Psychology - Hospital</i>  | B-293 |
|            | This purpose of this fund is to record payments to hospitals that serve a disproportionate number of low-income patients.  |       |
| 14445-1340 | <i>Undispositioned Receipts</i>  | B-294 |
|            | This purpose of this fund is to record program validation refunds, insurance recoveries, cost settlement refunds, other miscellaneous refunds and Electronic Data Systems (EDS) recoups/receipts.  |       |
| 14445-1350 | <i>Periodic Payments</i>   | B-295 |
|            | This purpose of this fund is to record interim payments (advances) to Medicaid providers.  |       |
| 14445-1390 | <i>Medical Assistance Revenue Clearinghouse</i>  | B-296 |
|            | The Revenue Clearing Fund records accounting transactions that detail by funding source the revenue due from federal and other funding agencies as a result of expenditures that earned those dollars in the operating Funds of the agency. Actual receipts received from funding agencies are also recorded in this Fund. The Revenue Clearing Fund balance indicates the current status of the agency's accounts receivable for the funding sources reflected in the Clearing Account at any point in the fiscal year. |       |
| 14445-1910 | <i>Reserves and Transfers</i>  | B-298 |
|            | This Fund is used to record budgetary reserves and non-operating transfers to other State agencies.  |       |
| 14445-191A | <i>Statewide Reserve</i>   | B-297 |
|            | A fund used by the General Assembly to set aside a specific amount of money for distribution to certain or all agencies for salaries, health benefits, computer equipment, and other designated uses.  |       |

14445-1991	<i>Federal Indirect Reserve</i>	B-299
	The purpose of this fund is to account for funds earned for indirect costs from federal funding sources. The rate or amount of indirect cost that may be earned is negotiated each year with the federal DHHS Division of Cost Allocation based upon prior year statewide and departmental overhead costs.	
14445-1992	<i>Prior Year Earned Revenue</i>	B-300
	This fund is used to record revenue received in the current fiscal year, primarily from federal funding sources, that was earned in a prior fiscal year.	
14445-1993	<i>Prior Year Adjustments or Audit Exceptions</i>	B-301
	This fund is used to record adjustments to expenditures or receipts for activities or transactions that occurred in a prior fiscal year. Adjustments tracked in this fund include paybacks from subgrantees as a result of audits of prior year operations.	
		<b>Page</b>
	<b>Budget Code - 14446 DHHS - Div. Of Medical Assistance - NC Health Choice</b>	B-302
	<b>Fund Code</b>	
14446-1101	<i>State Level Administration</i>	B-307
	The purpose of this fund is to manage the Health Choice Program in North Carolina ensuring the program meets or exceeds federal program performance standards for efficient and effective operation. Salaries, fringe benefits and related costs for two positions reside in this fund.	
14446-1310	<i>Medical Payments</i>	B-309
	The purpose of this fund is to record payments made to the State Employee's Health Plan for monthly premium payments and special needs payments.	
14446-1992	<i>Prior Year Earned Revenue</i>	B-310
	This fund is used to record revenue received in the current fiscal year, primarily from federal funding sources, that was earned in a prior fiscal year.	

## Division of Services for the Blind, Deaf, and Hard of Hearing

**Mission** The Division of Services for the Blind seeks to empower individuals who are blind or visually impaired to achieve their maximum potential. The Division of Services for the Deaf and the Hard of Hearing seeks to enable persons who are deaf, hard of hearing or deaf-blind to achieve equal access, effective communication and a better quality of life.

		<b>Page</b>
	<b>Budget Code - 14450 DHHS-Div of Services for the Blind &amp; Deaf/Hard of Hearing</b>	<b>B-311</b>
<b>Fund Code</b>		
14450-1110	<i>Management and Support Services</i> To provide management/administrative support services for the Division of Services for the Blind. Those services include budgeting/accounting for services, LAN/information systems support, policy development, implementation and interpretation, and maintenance of the statewide Blind Register.	B-318
14450-1190	<i>Federal Revenue Clearing</i> The Revenue Clearing Fund records accounting transactions that detail by funding source the revenue due from federal and other funding agencies as a result of expenditures that earned those dollars in the operating Funds of the agency. Actual receipts received from funding agencies are also recorded in this Fund. The Revenue Clearing Fund balance indicates the current status of the agency's accounts receivable for the funding sources reflected in the Clearing Account at any point in the fiscal year.	B-320
14450-1210	<i>Special Assistance for the Blind</i> The purpose of Special Assistance for the Blind is to assist blind persons in meeting their minimum needs, primarily by providing financial assistance payments to supplement Social Security and supplemental security income payments for all eligible recipients in rest homes at the current legislatively authorized rates and by providing for non-Medicaid covered expenses of eligible individuals.	B-321
14450-1315	<i>Personal Care Program</i> The program provides personal care services in the homes of eligible visually-impaired and blind persons who have medical needs and who would require institutionalization if these services were not provided.	B-322
14450-1410	<i>Independent Living Services</i> Independent Living enables eligible citizens who are blind or visually-impaired to become as independent and self-sufficient as possible, improve their family life and their sense of well-being and avoid institutionalization by providing individual and family adjustment services, housing and home improvement services, chore services, health support,	B-323

employment and training, and information and referral as needed. Case management services are also provided for blind and visually-impaired persons with medical conditions who are at risk of institutionalization.

14450-1510 *Rehabilitation for the Blind - Counsel/Placement* B-326

The Rehabilitation Program assists the blind and visually-impaired in maintaining, returning to, or securing competitive employment or pursuing activities which allow them to become productive members of society. To accomplish this responsibility, this program: (1) provides evaluation, vocational training, physical restoration, maintenance, transportation, and job placement; (2) prepares consumers to take advantage of vocational training, higher education and/or employment by providing adjustment to blindness services and training services at the Division's Rehabilitation Center; and (3) seeks consumer involvement through consumer satisfaction surveys for the rehabilitation programs.

14450-1610 *Business Enterprises* B-329

Business Enterprise Administration seeks to provide blind citizens remunerative employment opportunities through establishment of food service and vending facilities on federal, state, and private properties that are managed by blind citizens. Management services are provided to create these opportunities, train blind individuals in the management of these operations and to utilize assistive technology such that blind operators can successfully work as managers of these facilities.

14450-1810 *DHHS - General Administration* B-331

This fund is used to supervise field and statewide service programs; provide budgeting and accounting services and program evaluation; develop policies and procedures; provide personnel services, staff development, systems development, operations, telecommunications and related information technology planning and support; research and analyze consumer and provider needs; administer the NC Telecommunications Access of North Carolina (TANC) program; and collaborate with existing and new partners to serve consumers.

14450-1820 *DHHS - Regional Resource Center* B-333

The purpose of this fund is to provide training and technical assistance on the Americans with Disabilities Act and other disability laws; provide hard of hearing services, alternative communication orientation, coping skills, and family support training; provide direct service in the form of communication access provision (such as providing assistive listening devices, interpreter services or computer assisted notetaking); provide assistance in the application, distribution and training of assistive equipment distributed by the TANC; and provide self-advocacy training, disability and ability awareness, and cross-cultural education for consumers and service providers.

14450-191A *Statewide Reserve* B-335

A fund used by the General Assembly to set aside a specific amount of money for distribution to certain or all agencies for salaries, health benefits, computer equipment, and other designated uses.

14450-1991	<i>Federal Indirect Reserve</i>	B-336
	The purpose of this fund is to account for funds earned for indirect costs from federal funding sources. The rate or amount of indirect cost that may be earned is negotiated each year with the federal DHHS Division of Cost Allocation based upon prior year statewide and departmental overhead costs.	
14450-1992	<i>Prior Year Earned Revenue</i>	B-337
	This fund is used to record revenue received in the current fiscal year, primarily from federal funding sources, that was earned in a prior fiscal year.	
14450-1993	<i>Prior Period Refunds</i>	B-338
	This fund is used to record adjustments to expenditures or receipts for activities or transactions that occurred in a prior fiscal year. Adjustments tracked in this fund include paybacks from subgrantees as a result of audits of prior year operations.	

### **Division of Mental Health/Developmental Disabilities/Substance Abuse Services**

**Mission** The mission of the Division of Mental Health, Developmental Disabilities and Substance Abuse Services is to provide people with, or at risk of, mental illness, developmental disabilities and substance abuse problems and their families the necessary prevention, intervention, treatment, services and supports they need to live successfully in communities of their choice.

	<b>Page</b>
<b>Budget Code - 14460 DHHS - Div Mental Health/Develop.Disab./Sub.Abuse</b>	<b>B-339</b>

**Fund Code**

14460-1110	<i>General Administration</i>	B-353
	This fund supports general administration within the Division including Director's Office, Budget Office, Information Technology Office, data collection and management, Human Resources Office, client rights, client satisfaction surveys, and Program Accountability. Resources are utilized to provide administrative support in the administration and delivery of services in both community programs and State operated facilities.	
14460-1210	<i>Adult Mental Health Administration</i>	B-356
	The fund supports general administrative activities within the Division related to adult mental health services, including the oversight and operation of the four State psychiatric hospitals, N.C. Special Care Center, and community-based	

adult mental health services. Administration includes determination of resource allocation and utilization, supervision of State operated facilities, technical assistance and training for community-based staff as well as staff within State facilities.

14460-1212 *Child and Family Administration* B-359

This purpose of this fund is to budget and track expenditures for Child and Family Mental Health administration in support of community programs and State operated facilities for children with mental health needs (Eastern Adolescent Treatment Program, Whitaker School and Wright School). Administration includes determination of resource allocation and utilization, supervision of State operated facilities, technical assistance and training for community-based staff as well as staff within State facilities.

14460-1216 *Whitaker School* B-361

This fund budgets and tracks expenditures for the State operated Whitaker School residential program for children. Services provided include residential treatment, education and services to enable children to transition back into community-based living arrangements. Program is located in Butner, N.C.

14460-1217 *Eastern Adolescent Treatment Program* B-364

This fund budgets and tracks expenditures for the State operated Eastern Adolescent Treatment Program residential program for children. Services provided include residential treatment, education and services to enable children to transition back into community-based living arrangements. Program is located in Wilson, N.C.

14460-1220 *Broughton Hospital* B-366

This fund budgets and tracks expenditures for Broughton Hospital, a State operated inpatient facility for individuals with mental health needs. Services primarily include psychiatric inpatient care and rehabilitation services for adults with mental health needs. Program is located in Morganton, N.C.

14460-1230 *Cherry Hospital* B-370

This fund budgets and tracks expenditures for Cherry Hospital, a State operated inpatient facility for individuals with mental health needs. Services primarily include evaluation, psychiatric inpatient care and rehabilitation services for adults with mental health needs. Program is located in Goldsboro, N.C.

14460-1240 *Dorothea Dix Hospital* B-374

This fund budgets and tracks expenditures for Dorothea Dix Hospital, a State operated inpatient facility for individuals with mental health needs. Services primarily include evaluation, psychiatric inpatient care and rehabilitation services for adults with mental health needs, including a specialty forensic unit and specialized services for individuals with mental illness who are deaf and hard of hearing. Program is located in Raleigh, N.C.

14460-1250	<i>NC Special Care Center</i>	B-379
	This fund budgets and tracks expenditures for N.C. Special Care Center (NCSCC). NCSCC provides high quality skilled and intermediate nursing care for individuals who cannot be placed in traditional nursing care locations due to having psychiatric diagnoses and/or unusual physical conditions. Program is located in Wilson, N.C.	
14460-1260	<i>John Umstead Hospital</i>	B-382
	This fund budgets and tracks expenditures for Umstead Hospital, a State operated inpatient facility for individuals with mental health needs. Services primarily include evaluation, psychiatric inpatient care and rehabilitation services for adults with mental health needs. Program is located in Butner, N.C.	
14460-1261	<i>John Umstead Hospital - Federal - Other</i>	B-386
	This fund budgets and tracks specialized Federal and other grant expenditures for Umstead Hospital, a State operated inpatient facility for individuals with mental health needs. Services primarily include evaluation, psychiatric inpatient care and rehabilitation services for adults with mental health needs. Program is located in Butner, N.C.	
14460-1280	<i>Wright School - State</i>	B-388
	This fund budgets and tracks expenditures for the State operated Wright School residential program for children. The program is designed to provide high quality, cost effective mental health residential treatment to North Carolina's most seriously emotionally disturbed 6 - 12 year old children and their families. Individualized assessment, planning and treatment activities are provided for 24 children at the Durham facility five days a week; while intensive outreach efforts are made to identify and energize family and community resources in the child's local community. These combined efforts increase the likelihood of successfully meeting each child's special needs and enabling a successful return to community living.	
14460-1290	<i>Program Services Mental Health - State</i>	B-390
	This fund budgets and tracks expenditures for community-based mental health services, including direct service contracts which the Division holds, for adults and children. A variety of individual budget accounts are established within this fund to budget and track the provision of periodic, day services and 24-hour services. The principal source of funds in this fund code is State appropriations.	
14460-1291	<i>Program Services Mental Health - Federal</i>	B-392
	This fund budgets and tracks expenditures for community-based mental health services, including direct service contracts which the Division holds, for adults and children. A variety of individual budget accounts are established within this fund to budget and track the provision of periodic, day services and 24-hour services, as well as specialized initiatives such as the Federal PATH Homeless grant, family preservation, etc. The principal source of funds in this fund code is Federal funds.	



14460-1310	<i>Developmental Disabilities Administration</i>	B-393
	The fund supports general administrative activities within the Division related to developmental disability services, including the oversight and operation of the five State mental retardation centers and community based child and adult developmental disabilities services. Administration includes determination of resource allocation and utilization, supervision of State operated facilities, technical assistance and training for community-based staff as well as staff within State facilities.	
14460-1320	<i>Black Mountain Center - State</i>	B-396
	This fund is established for the purpose of tracking budget and expenditures for Black Mountain Center (BMC), one of the five State operated mental retardation centers, and is located in Black Mountain. BMC operates a Medicaid certified program which provides residential care and active treatment to individuals who have severe to profound mental retardation. BMC also operates a certified nursing facility for persons throughout N.C. who have probable Alzheimer's disease and whose combative and assaultive behaviors make other living arrangement unrealistic.	
14460-1330	<i>Caswell Center - State</i>	B-399
	This fund is established for the purpose of tracking budget and expenditures for Caswell Center. Caswell Center is one of the five State operated mental retardation centers, and is located in Kinston, N.C. Caswell provides an Intermediate Care Facility for the Mentally Retarded (ICF/MR) level of care, as well as programs of outreach, advocacy and community based training. Source of funds in this fund code is primarily Medicaid ICF/MR receipts and State appropriation.	
14460-1331	<i>Caswell Center - Federal/Other</i>	B-402
	This fund is established for the purpose of tracking budget and expenditures for Caswell Center. Caswell Center is one of the five State operated mental retardation centers, and is located in Kinston, N.C. Caswell provides an ICF/MR level of care, as well as programs of outreach, advocacy and community based training. Source of funds in this fund code is primarily Federal Infant and Toddler Grant funds for the provision of early intervention training activities.	
14460-1340	<i>Murdoch Center - State</i>	B-403
	This fund is established for the purpose of tracking budget and expenditures for Murdoch Center. Murdoch Center is one of the five State operated mental retardation centers, and is located in Butner, N.C. Murdoch Center provides an ICF/MR level of care, as well as programs of outreach, advocacy and community based training. Source of funds in this fund code is primarily Medicaid ICF/MR and State appropriation.	
14460-1350	<i>O'Berry Center - State</i>	B-406
	This fund is established for the purpose of tracking budget and expenditures for O'Berry Center. O'Berry Center is one of the five State operated mental retardation centers, and is located in Goldsboro, N.C. O'Berry Center provides an ICF/MR level of care, as well as programs of outreach, advocacy and community based training. Source of funds in this fund code is primarily Medicaid ICF/MR and State appropriation.	

14460-1360	<i>Western Carolina Center - State</i>	B-409
	<p>This fund is established for the purpose of tracking budget and expenditures for Western Carolina Center (WCC). WCC is one of the five State operated mental retardation centers, and is located in Morganton, N.C. WCC provides an ICF/MR level of care, as well as programs of outreach, early intervention, advocacy and community based training. Source of funds in this fund code is primarily Medicaid ICF/MR and State appropriation.</p>	
14460-1361	<i>Western Carolina Center - Federal</i>	B-412
	<p>This fund is established for the purpose of tracking budget and expenditures for Western Carolina Center. Western Carolina Center is one of the five State operated mental retardation centers, and is located in Morganton, N.C. Western Center provides an ICF/MR level of care, as well as programs of outreach, advocacy and community based training. Source of funds in this fund code is primarily Federal Infant and Toddler Grant funds for the provision of early intervention training activities.</p>	
14460-1390	<i>Program Services - Develop. Disab. - State</i>	B-414
	<p>This fund is established for the purpose of budgeting and tracking expenditures for community based developmental disabilities services, including direct service contracts which the Division holds, for adults and children. A variety of individual budget accounts are established within this fund to budget and track the provision of periodic, day services and 24-hour services. The principal source of funds in this fund code is State appropriations.</p>	
14460-1391	<i>Program Services - Develop. Disab. - Federal</i>	B-416
	<p>This fund is established for the purpose of budgeting and tracking expenditures for community based developmental disabilities services, including direct service contracts which the Division holds, for adults and children. A variety of individual budget accounts are established within this fund to budget and track the provision of periodic, day services and 24-hour services, as well as specialized initiatives such as early intervention and First in Families. The principal source of funds in this fund code is Federal funds.</p>	
14460-1410	<i>Substance Abuse Administration</i>	B-417
	<p>The fund supports general administrative activities within the Division related to substance abuse services, including the oversight and operation of the State alcohol and substance abuse treatment centers and community based child and adult substance abuse services. Administration includes determination of resource allocation and utilization, supervision of State operated facilities, technical assistance and training for community-based staff as well as staff within State facilities.</p>	
14460-1420	<i>Julian F. Keith ADATC - State Funds</i>	B-419
	<p>This fund is established for the purpose of tracking budget and expenditures for the Julian F. Keith Alcohol and Drug Abuse Treatment Center (JFK-ADATC). JFK-ADATC is one of the three State operated ADATCs and is located in Black Mountain, N.C. JFK-ADATC provides medical, psychological, nursing, social work, family, substance abuse education, rehabilitation therapy and detoxification services. Source of funds in this fund code is primarily State appropriation.</p>	

- 14460-1421 *Julian F. Keith ADATC - Federal/Other Funds* B-422  
 This fund is established for the purpose of tracking budget and expenditures for the Julian F. Keith Alcohol and Drug Abuse Treatment Center (JFK-ADATC). JFK-ADATC is one of the three State operated ADATCs and is located in Black Mountain, N.C. JFK-ADATC provides medical, psychological, nursing, social work, family, substance abuse education, rehabilitation therapy and detoxification services. Source of funds in this fund code is primarily State Federal in the form of Substance Abuse Prevention and Treatment Block Grant.
- 14460-1440 *Walter B. Jones ADATC - State* B-424  
 This fund is established for the purpose of tracking budget and expenditures for the Walter B. Jones Alcohol and Drug Abuse Treatment Center (WBJ-ADATC). WBJ-ADATC is one of the three State operated ADATCs and is located in Greenville, N.C. WBJ-ADATC provides medical, psychological, nursing, social work, family, substance abuse education, rehabilitation therapy and detoxification services. WBJ-ADATC also provides a program for pregnant and postpartum women and their infants and has an on-site maternal unit. Source of funds in this fund code is primarily State appropriation.
- 14460-1441 *Walter B. Jones ADATC - Federal* B-427  
 This fund is established for the purpose of tracking budget and expenditures for the Walter B. Jones Alcohol and Drug Abuse Treatment Center (WBJ-ADATC). WBJ-ADATC is one of the three State operated ADATCs and is located in Greenville, N.C. WBJ-ADATC provides medical, psychological, nursing, social work, family, substance abuse education, rehabilitation therapy and detoxification services. WBJ-ADATC also provides a program for pregnant and postpartum women and their infants and has an on-site maternal unit. Source of funds in this fund code is primarily Federal funds in the form of Substance Abuse Prevention and Treatment Block Grant.
- 14460-1490 *Program Services - Substance Abuse - State* B-429  
 This fund is established for the purpose of budgeting and tracking expenditures for community based substance abuse services, including direct service contracts which the Division holds, for adults and children. A variety of individual budget accounts are established within this fund to budget and track the provision of periodic, day services and 24-hour services. The principal source of funds in this fund code is State appropriations.
- 14460-1491 *Program Services - Substance Abuse - Federal* B-431  
 This fund is established for the purpose of budgeting and tracking expenditures for community based substance abuse services, including direct service contracts which the Division holds, for adults and children. A variety of individual budget accounts are established within this fund to budget and track the provision of periodic, day services and 24-hour services, as well as specialized initiatives such HIV/AIDS, special services to women - including those who are pregnant or have minor children, etc. The principal source of funds in this fund code is Federal funds.
- 14460-1590 *General Program Services* B-433  
 General Program Services is utilized to budget and track funds which do not readily lend themselves to classification by disability. Funds budgeted in this fund code are primarily utilized at the community level.

14460-1810	<i>Revenue Clearing Account</i>	B-434
	The Revenue Clearing Fund records accounting transactions that detail by funding source the revenue due from federal and other funding agencies as a result of expenditures that earned those dollars in the operating Funds of the agency. Actual receipts received from funding agencies are also recorded in this Fund. The Revenue Clearing Fund balance indicates the current status of the agency's accounts receivable for the funding sources reflected in the Clearing Account at any point in the fiscal year.	
14460-1910	<i>Reserves and Transfers</i>	B-437
	This Fund is used to record budgetary reserves and non-operating transfers to other State agencies.	
14460-191A	<i>Statewide Reserve</i>	B-436
	A fund used by the General Assembly to set aside a specific amount of money for distribution to certain or all agencies for salaries, health benefits, computer equipment, and other designated uses.	
14460-1992	<i>Prior Year Earned Revenue</i>	B-438
	This fund is used to record revenue received in the current fiscal year, primarily from federal funding sources, that was earned in a prior fiscal year.	
14460-1993	<i>Prior Year Refunds and Carry Forward</i>	B-440
	This fund is used to record adjustments to expenditures or receipts for activities or transactions that occurred in a prior fiscal year. Adjustments tracked in this fund include paybacks from subgrantees as a result of audits of prior year operations.	

**Page**

	<b>Budget Code - 24460 DHHS - DMH/DD/SAS - Special</b>	<b>B-442</b>
--	--	--------------

**Fund Code**

24460-2280	<i>Wright School - Special Fund</i>	B-446
	This fund was established for the purpose of budgeting and tracking expenditures for educational grants from the N.C. Department of Public Instruction.	

<b>Budget Code - 54465 DHHS - Town of Butner</b>		<b>Page</b>
<b>Fund Code</b>		
54465-5100	<i>Town of Butner Bonds</i> The purpose of this fund code is to budget and track expenditures for the Town of Butner bonds. Expenditures generally relate to bond payment, transfer of funds for various capital activities, miscellaneous operating costs.	B-453
54465-5300	<i>Butner Advisory Committee</i> The purpose of this fund code is to budget and track expenditures for the Town of Butner Advisory Committee (BAC). BAC activities focus on issues related to the Town of Butner.	B-454
54465-5400	<i>Water Plant Operations</i> The purpose of this fund code is to budget and track expenditures related to the provision of water to all private residences, commercial facilities, and Federal and State facilities in the Butner area.	B-456
54465-5500	<i>Waste Water Operations</i> The purpose of this fund code is to budget and track expenditures related to the provision of waste water (sewer) services to all private residences, commercial facilities, and Federal and State facilities in the Butner area.	B-458
54465-5600	<i>Town of Butner Operation</i> The purpose of this fund code is to budget and track expenditures related to the administrative operation of the Town of Butner. Revenues to support these activities are transferred from receipts received for the Water Plant and Waste Water operations.	B-460
54465-5700	<i>Road and Ground Operations</i> The purpose of this fund code is to budget and track expenditures related to the maintenance of roads and grounds for the Town of Butner. Revenues to support these activities are transferred from receipts received for the Water Plant and Waste Water operations.	B-462

		<b>Page</b>
<b>Budget Code - 74465 DHHS - John Umstead - Butner Area Central Services</b>		<b>B-464</b>
<b>Fund Code</b>		
74465-7200	<i>Automotive Services</i>	B-469
	The purpose of this fund code is to budget and track expenditures for operation of a central vehicle maintenance facility for all facilities in the Butner, N.C. area	
74465-7800	<i>Telephone System</i>	B-471
	The purpose of this fund code is to budget and track expenditures for the provision of telephone service for State operated facilities in Butner, N.C., including the Town of Butner Offices.	

### **Division of Facility Services**

**Mission** Provide for the health, safety, and well-being of individuals through effective regulatory and remedial activities, including appropriate consultation and training opportunities, and by improving access to health care delivery systems through the rational allocation of needed facilities and services.

		<b>Page</b>
<b>Budget Code - 14470 DHHS - Division of Facility Services</b>		<b>B-473</b>
<b>Fund Code</b>		
14470-1111	<i>Management and Support</i>	B-480
	To achieve the division's outcomes and program objectives and deploy available resources to satisfactorily serve both internal and external customers. Accomplishing this purpose will involve the following: provide administrative, clerical, and liaison support to the commissions, task forces and advisory groups that develop policy and perform rule-making for the division; administer the Health Care Facilities Finance Act and issue tax exempt bonds for projects approved by the Medical Care Commission; provide general administrative support in areas such as budgeting, personnel, contracting, purchasing, data processing, and mail receipt and delivery; and ensure that all staff are familiar with the division and its mission and objectives by providing orientation to all new employees on a quarterly basis.	

14470-1311 *Facility and Health Services*

B-483

Ensure safe and high quality care, quality of life, and safety of residents and citizens who utilize health, social, and local confinement facilities and related services through regulatory compliance. In carrying out their responsibilities staff will: (1) provide technical assistance to health care facilities to ensure compliance with licensure and certification rules governing health and adult care facilities; (2) conduct reviews/inspections of health and adult care facilities and issue new and renewal licenses when conditions are in compliance with standards; (3) inspect the health and safety conditions at local confinement facilities at least twice a year; (4) maintain a registry of health care professionals working in health care facilities in the state; (5) survey each certified Medicare/Medicaid facility at least once annually to assure compliance with Medicare/Medicaid regulations; and (6) review each Medicaid recipient in Intermediate Care Facility/Mental Retardation and psychiatric facilities at least once annually to assure that he/she is appropriately placed and is receiving care which is sufficient to meet optimal physical/mental/psycho-social needs.

14470-1511 *Emergency Medical Services*

B-486

To assure that safe, prompt, and high quality pre-hospital emergency care is available to the citizens of the state. To achieve its purpose the section will: (1) ensure that minimum staffing and equipment requirements are met by performing inspections on ambulances and advanced life-support vehicles; (2) ensure competent patient care is maintained through certification and recertification of local Emergency Medical Services staff; (3) provide technical/financial assistance to hospitals, regional emergency medical service (EMS) councils, EMS communications systems and local ambulance providers; (4) assist in the preparation and response to acts of biological and chemical terrorism; and (5) provide technical assistance to local volunteer and government ambulance providers in purchasing ambulance vehicles by writing specifications, through the bid process, and by inspecting new vehicles.

14470-1711 *Plan and Develop Health Care*

B-489

To ensure both economic and geographic access to high quality and cost effective health care services, to enhance the physical quality of health care facilities, and to assure their efficient utilization. To accomplish this, the respective sections will propose, for public review and State Health Coordinating Council approval, (1) the locations and scope of needed health service/facility additions, to be published in annual revisions of the State Medical Facilities Plan; (2) review certificate-of-need applications for new institutional health services and issue decisions in a timely manner; (3) defend certificate-of-need decisions that are appealed to Office of Administrative Hearings; and (4) monitor the development of projects to ensure compliance with conditions of approval.

14470-1810 *Revenue Clearing Fund*

B-491

The Revenue Clearing Fund records accounting transactions that detail by funding source the revenue due from federal and other funding agencies as a result of expenditures that earned those dollars in the operating Funds of the agency. Actual receipts received from funding agencies are also recorded in this Fund. The Revenue Clearing Fund balance indicates the current status of the agency's accounts receivable for the funding sources reflected in the Clearing Account at any point in the fiscal year.

14470-191A	<i>Statewide Reserve</i>	B-492
	A fund used by the General Assembly to set aside a specific amount of money for distribution to certain or all agencies for salaries, health benefits, computer equipment, and other designated uses.	
14470-1991	<i>Indirect Reserve</i>	B-493
	This purpose of this fund is to account for funds earned for indirect costs from federal funding sources. The rate or amount of indirect cost that may be earned is negotiated each year with the federal DHHS Division of Cost Allocation based upon prior year statewide and departmental overhead costs.	
14470-1992	<i>Prior Year Earned Revenue</i>	B-494
	This fund is used to record revenue received in the current fiscal year, primarily from federal funding sources, that was earned in a prior fiscal year.	
14470-1993	<i>Prior Year Unearned Revenue</i>	B-495
	This fund is used to record adjustments to expenditures or receipts for activities or transactions that occurred in a prior fiscal year. Adjustments tracked in this fund include paybacks from subgrantees as a result of audits of prior year operations.	

### Division of Vocational Rehabilitation

**Mission** To promote employment and independence for persons with disabilities through customer partnerships and community leadership.

**Page**

<b>Budget Code - 14480 DHHS - Division of Vocational Rehabilitation</b>	B-497
---	-------

**Fund Code**

14480-1101	<i>Management and Support Services</i>	B-504
	The purpose of this fund is to provide management and administrative support services in accomplishing the mission of the Division of Vocational Rehabilitation Services. Management and administrative support services include: planning, developing, coordinating and evaluating the activities, programs and services developed under the authority of the Rehabilitation Act and through state appropriations for individuals with significant disabilities. Included within these management and administrative support services are budgeting and accounting, staff training and development, information technology, human resource management, grants development, statistical analysis and reporting, policy development, procurement of goods and services, establishment of rates and fees and contracts development and administration.	



- 14480-1102 *Counseling and Placement - State* B-506
- The purpose of this fund is the administration and coordination of counseling and placement services; including the development of Individualized Plans for Employment (IPE). Vocational Rehabilitation provides within this fund a variety of job related services: job development, outreach and networking with business and industry, job placement, job retention, and on-the-job supports to individuals who are eligible for services. Services are provided and coordinated as agreed upon by the eligible individual and the VR Counselor in an Individualized Employment Plan. Counseling (including information and referral) and Placement may extend throughout the entire life of the Rehabilitation Plan.
- 14480-1103 *Counseling and Placement - Third Party* B-509
- The purpose of this fund is the administration and coordination of counseling and placement services in collaboration with local entities; including the development of Individualized Plans for Employment (IPE). Vocational Rehabilitation provides job related services: job development, outreach and networking with business and industry, job placement, job retention, and on-the-job supports to individuals who are eligible for services. Services are provided and coordinated as agreed upon by the eligible individual and the VR Counselor in an Individualized Employment Plan. Counseling (including information and referral) and Placement may extend throughout the entire life of the Rehabilitation Plan.
- 14480-1104 *Agency Operated Rehabilitation Facility* B-511
- The purpose of this fund is to support the administration and operation of two Community Rehabilitation Facilities. These facilities provide a variety of services for individuals with significant disabilities in order to help them obtain employment. Once consumers are determined eligible, Vocational Rehabilitation provides the following job related services: vocational evaluation, vocational training, job development, outreach and networking with business and industry, job placement, job retention, and on-the-job supports to individuals who are eligible for services. These facilities contract with local industries to provide a variety of products, utilizing the income generated to purchase equipment and materials, thus creating opportunities for additional consumers.
- 14480-1105 *Case Services* B-513
- The purpose of this fund is the coordination and procurement of goods and services provided by Vocational Rehabilitation to assist eligible individuals to obtain, maintain or retain employment. Depending on the rehabilitation needs of the eligible individual, services may include Assessment, Diagnosis and Treatment, Training, Rehabilitation Technology, Job Related Services, tools, equipment, and initial stock for small businesses. Additional services provided to support achievement of the employment outcome include transportation, personal assistance, interpreter and reader services. Post-employment services may be provided when required for job retention.
- 14480-1201 *Establishment of Facilities* B-514
- The purpose of this program is to broaden and expand opportunities for training and employment of individuals with disabilities by assisting in the development of Community Rehabilitation Programs and construction of barrier-free rehabilitation facilities. To accomplish this purpose, the division reviews applications for establishment of new programs, expansion needs, and improvement of existing programs while supporting the programs efforts to meet state and national design standards.

- 14480-1301 *Client Assistance Project* B-515
- The purpose of this fund is the administration of the Client Assistance Project (CAP). The Client Assistance Project assists rehabilitation clients and potential clients in understanding what services are available through state rehabilitation programs and related state and federal assistance programs. Further, it informs consumers of their rights and responsibilities in connection with the benefits of these programs. This program also works to improve the efficiency of agency service delivery. CAP accomplishes its purposes by responding to requests for information about statewide rehabilitation programs, answering specific questions about rehabilitation services, and referring clients to other agencies/services when appropriate. Also, CAP establishes cases with individual clients in order to resolve their issues and concerns when involvement beyond information and referral is necessary. Finally, CAP has direct responsibility in formal appeals, hearings, and litigation when alternative dispute resolution actions are not successful.
- 14480-1302 *Supported Employment Project* B-517
- The purpose of this fund is the administration of the Supported Employment Program (SE). The Supported Employment Program establishes a system of services for persons with the most significant disabilities who need extensive on-job site training with long-term support services to learn, obtain, and maintain employment in the competitive labor market. To accomplish this purpose, the division places persons with the most significant disabilities and those for whom job placement has not traditionally been expected into competitive employment. This is accomplished through a multi-agency collaborative effort.
- 14480-1303 *Assistive Technology Project* B-518
- The purpose of this fund is the administration of the North Carolina Assistive Technology Project (NCATP). The North Carolina Assistive Technology Project objective is to provide assistive technology services for persons with disabilities, their families, and the professionals who serve them across the state. Five regional centers offer technical consultation in selection of the most appropriate equipment, demonstration and try-out of technology, short-term equipment loan, computer access evaluation, training seminars and awareness activities regarding assistive technology. Other program services include technical assistance to local grassroots organizations and schools, funding resource information and advocacy as well as systems change initiatives to improve assistive technology access. NCATP serves all ages from birth through old age and persons with all types of disabilities. The goal is to increase independence and opportunities for persons with disabilities in school, home, work and community activities through the use of assistive technology.
- 14480-1305 *Independent Living Programs* B-520
- The purpose of this fund is the administration of the Independent Living Services program (ILS). Independent Living Services prevents institutionalization of persons with significant disabilities, helps to deinstitutionalize individuals whenever possible, and maximizes community living for them and their families as well as other significantly disabled individuals already living in the community. Where feasible, clients may transition to the vocational rehabilitation program for services. For those who achieve their work goal, ILS may become a resource for maintaining employment in the community. In addition to providing persons with the most significant disabilities with community integrated alternative living, ILS also effectively contains the cost of long-term care. To accomplish this purpose, ILS provides services to

maximize independence of persons with significant disabilities within their homes, families, and communities. Services provided include guidance, counseling, evaluation, housing, vehicle and/or home modifications, engineering services, maintenance, and consumer managed attendant care.

14480-191A *Statewide Reserve* B-522


A fund used by the General Assembly to set aside a specific amount of money for distribution to certain or all agencies for salaries, health benefits, computer equipment, and other designated uses.

14480-1991 *Indirect Reserve* B-523

This Purpose accounts for funds earned for indirect costs from federal funding sources. The rate or amount of indirect cost that may be earned is negotiated each year with the federal DHHS Division of Cost Allocation based upon prior year statewide and departmental overhead costs.



## Section B



## Budgets



SUMMARY BY FUND

4410 -

14410 DHHS - Division of Central Management and Support

DESCRIPTION (1)	2001-2002 ACTUAL (2)	CERTIFIED (3)	2002-2003 AUTHORIZED (4)	INCR/DECR (5)	2003-2004 TOTAL (6)	INCR/DECR (7)	2004-2005 TOTAL (8)
REQUIREMENTS							
1010 CENTRAL MANAGEMENT & ADM	3,280,803	3,360,706	3,541,912	0	3,541,912	0	3,541,912
1011 ADMIN. AND SUPPORT	4,450,220	2,780,614	3,132,343	0	3,132,343	0	3,132,343
1012 DHHS CONTROLLER'S OFFICE	17,147,263	14,745,658	14,752,086	127,644	14,879,730	128,942	14,881,028
1030 CITIZEN SERVICES	601,876	638,133	638,133	0	638,133	0	638,133
1110 NC COUNCIL ON DEV. DIS.	2,685,624	2,875,988	2,875,988	0	2,875,988	0	2,875,988
1210 DIV. OF HUMAN RESOURCES	2,657,233	2,395,233	2,230,100	0	2,230,100	0	2,230,100
1310 OFFICE OF ECON. OPPORTUN	16,728,571	19,457,974	19,457,974	0	19,457,974	0	19,457,974
1311 RES ENERGY ASSIST PROG	9,211,485	9,714,678	9,714,678	0	9,714,678	0	9,714,678
1410 INFORMATION SYSTEMS SERV	64,178,547	26,670,864	26,670,864	38,531,682	65,202,546	40,055,879	66,726,743
1411 DIRM-WELFARE AUTOMATION	18,254,488	0	0	0	0	0	0
1510 RURAL HEALTH/RESOURCE DV	9,786,121	10,318,970	10,256,920	0	10,256,920	0	10,256,920
1710 MORE AT FOUR PRE-K PROG	8,386,139	6,450,811	6,450,811	0	6,450,811	0	6,450,811
1910 RESERVES AND TRANSFERS	798,774	28,013,304	28,013,304	51,996	28,065,300	51,996	28,065,300
1991 INDIRECT COST-RESERVE	495,976	0	0	0	0	0	0
1992 PRIOR YEAR EARNED REVENU	1,520,549	1,756	1,756	0	1,756	0	1,756
1993 PRIOR YEARS AUDITS & ADJ	-883,809	0	0	0	0	0	0
TOTAL REQUIREMENTS	159,299,860	127,424,689	127,736,869	38,711,322	166,448,191	40,236,817	167,973,686

ESTIMATED RECEIPTS

1010 CENTRAL MANAGEMENT & ADM	447,154	775,712	775,712	0	775,712	0	775,712
1011 ADMIN. AND SUPPORT	1,848,405	232,969	321,878	0	321,878	0	321,878
1012 DHHS CONTROLLER'S OFFICE	7,159,755	4,587,458	4,590,670	203	4,590,873	418	4,591,088
1030 CITIZEN SERVICES	176,608	277,465	277,465	0	277,465	0	277,465
1110 NC COUNCIL ON DEV. DIS.	2,598,738	2,788,600	2,788,600	0	2,788,600	0	2,788,600
1210 DIV. OF HUMAN RESOURCES	217,464	129,056	24,922	0	24,922	0	24,922
1310 OFFICE OF ECON. OPPORTUN	16,727,192	19,404,995	19,404,995	0	19,404,995	0	19,404,995
1311 RES ENERGY ASSIST PROG	9,211,826	9,714,678	9,714,678	0	9,714,678	0	9,714,678
1410 INFORMATION SYSTEMS SERV	42,397,595	8,827,548	8,827,548	15,517,334	24,344,882	16,219,761	25,047,309
1411 DIRM-WELFARE AUTOMATION	18,281,261	0	0	0	0	0	0
1510 RURAL HEALTH/RESOURCE DV	4,545,853	4,767,609	4,752,717	0	4,752,717	0	4,752,717
1710 MORE AT FOUR PRE-K PROG	2,187,915	0	0	0	0	0	0
1810 REVENUE CLEARING ACCOUNT	-4,410,191	0	0	0	0	0	0
191A STATEWIDE RESERVE	61,028	0	0	0	0	0	0
1991 INDIRECT COST-RESERVE	927,891	0	0	0	0	0	0

SUMMARY BY FUND

4410 -  
 14410 DHHS - Division of Central Management and Support

DESCRIPTION (1)	2001-2002 ACTUAL (2)	CERTIFIED (3)	2002-2003 AUTHORIZED (4)	INCR/DECR (5)	2003-2004 TOTAL (6)	INCR/DECR (7)	2004-2005 TOTAL (8)
1992 PRIOR YEAR EARNED REVENUE	2,685,424	1,756	1,756	0	1,756	0	1,756
1993 PRIOR YEARS AUDITS & ADJ	-716,107	0	0	0	0	0	0
-----							
TOTAL RECEIPTS	104,347,811	51,507,846	51,480,941	15,517,537	66,998,478	16,220,179	67,701,120
-----							
NET APPROPRIATION	54,952,049	75,916,843	76,255,928	23,193,785	99,449,713	24,016,638	100,272,566



SUMMARY BY ACCOUNT

4410 -  
14410 DHHS - Division of Central Management and Support

DESCRIPTION (1)	2001-2002 ACTUAL (2)	CERTIFIED (3)	2002-2003 AUTHORIZED (4)	INCR/DECR (5)	2003-2004 TOTAL (6)	INCR/DECR (7)	2004-2005 TOTAL (8)
REQUIREMENTS							
53 1141 SEC./COUNCIL ST.SAL.APPR	102,119	102,119	102,119	0	102,119	0	102,119
53 1211 SPA-REG SALARIES-APPRO	5,714,112	5,359,671	5,641,958	0	5,641,958	0	5,641,958
53 1212 SPA-REG SALARIES-RECPT	1,309,566	1,499,034	1,499,034	0	1,499,034	0	1,499,034
53 1213 SPA SALARIES UNDESIGNATE	19,363,182	20,422,738	20,375,860	0	20,375,860	0	20,375,860
53 1221 TIME LIMITED SAL APPROP	100,156	35,250	35,250	0	35,250	0	35,250
53 1222 SPA TIME LIMITED-RECPT	17,484	282,928	282,928	0	282,928	0	282,928
53 1311 REG(N S) TEMP WAGES-APPR	47,824	214,031	214,031	0	214,031	0	214,031
53 1312 REG(N S) TEMP WAGES-RECPT	0	1,746	1,746	0	1,746	0	1,746
53 1313 REG.(N.S)TEMP WAGES-UNDE	37,460	0	0	0	0	0	0
53 1413 OT PAY UNDESIGNATED	98,159	0	0	0	0	0	0
53 1423 HOLIDAY PAY UNDESIGNATED	745	0	0	0	0	0	0
53 1433 SHIFT 10% PREM PAY UND	12,112	0	0	0	0	0	0
53 1443 CALLBK/STBY PREM PAY	49,675	0	0	0	0	0	0
53 1452 DUAL EMPLOY.WAGES-RECEIP	9,361	0	0	0	0	0	0
53 1461 EPA&SPA-LONGVTY PAY-APPR	132,420	152,862	152,862	0	152,862	0	152,862
53 1462 EPA&SPA-LONGVTY PAY-REC	17,523	15,589	15,589	0	15,589	0	15,589
53 1463 LONGEVITY PAY-UNDESIGNAT	348,059	275,351	275,351	0	275,351	0	275,351
53 1511 SOCIAL SEC CONTRIB-APPRO	465,981	453,064	474,659	0	474,659	0	474,659
53 1512 SOCIAL SEC CONTRIB-RECPT	101,388	137,426	137,426	0	137,426	0	137,426
53 1513 SOCIAL SECURITY-UNDESIGD	1,474,987	1,571,491	1,567,904	0	1,567,904	0	1,567,904
53 1521 REG RETIRE CONTRIB-APPRO	297,730	161,468	180,089	0	180,089	0	180,089
53 1522 REG RETIRE CONTRIB-RECPT	67,141	54,330	54,330	0	54,330	0	54,330
53 1523 REG RETIRE CONTRIB-UNDES	992,800	628,188	625,964	0	625,964	0	625,964
53 1561 MED INS CONTRIB-APPRO	324,766	309,606	317,051	0	317,051	0	317,051
53 1562 MED INS CONTRIB-RECPTS	74,123	111,941	111,941	0	111,941	0	111,941
53 1563 MED INS CONTRIB-UNDESIGD	1,203,524	1,424,919	1,421,986	0	1,421,986	0	1,421,986
53 1572 UNEMP COMP PAYMNTS TO ES	0	4,000	4,000	0	4,000	0	4,000
53 1621 SEVERANCE SAL.CONT.APPR	275,871	0	0	0	0	0	0
53 1625 ST DISABILITY PMT	52,241	12,000	12,000	0	12,000	0	12,000
53 1631 WRKER COMP-MED PAYMENTS	137,782	6,945	6,945	0	6,945	0	6,945
53 1651 COMPENSATION TO BOARD ME	5,560	3,700	3,700	0	3,700	0	3,700
53 1652 COMP.TO OTHER ELECTED OF	312	0	0	0	0	0	0
TOTAL PERSONAL SERVICES	32,834,163	33,240,397	33,514,723	0	33,514,723	0	33,514,723
53 2110 LEGAL SERVICES	311,989	153,142	153,142	0	153,142	0	153,142
53 2120 FIN/AUD CONSUL.FEES	2,010,730	737,573	737,573	126,397	863,970	126,397	863,970

SUMMARY BY ACCOUNT

4410 -  
14410 DHHS - Division of Central Management and Support

DESCRIPTION (1)	2001-2002 ACTUAL (2)	CERTIFIED (3)	2002-2003 AUTHORIZED (4)	INCR/DECR (5)	2003-2004 TOTAL (6)	INCR/DECR (7)	2004-2005 TOTAL (8)
53 2140 INFORMATN TECHNOLOGY SVC	0	94,163	94,163	0	94,163	0	94,163
53 2170 ADMIN SERVICES	1,290,497	32,400	32,400	0	32,400	0	32,400
53 2181 WORKSHOP/CONF.EXP.F/SVC.	7,017	2,125	7,041	0	7,041	0	7,041
53 2184 JANITORIAL SER AGREEMENT	16,793	0	0	0	0	0	0
53 2191 DUAL EMP PYMT STATE AGEN	3,325	0	0	0	0	0	0
53 2199 MISC CONTRACTUAL SERVICE	35,288,631	4,216,382	4,216,068	15,791,347	20,007,415	15,791,347	20,007,415
53 2200 UTILITY/ENERGY SERVICES	55,606	49,335	49,335	1,247	50,582	2,545	51,880
53 2300 REPAIR SERVICES	42,916	28,804	30,035	0	30,035	0	30,035
53 2400 MAINTENANCE AGREEMENTS	1,444,306	601,941	581,177	3,275,988	3,857,165	3,275,988	3,857,165
53 2500 RENTALS/LEASES	2,190,623	1,148,549	1,174,886	0	1,174,886	0	1,174,886
53 2700 TRAVEL& OTHER EMPLOYEEEX	298,819	639,943	578,849	0	578,849	0	578,849
53 2800 COMM. & DATA PROCESSING	31,254,952	12,897,353	12,962,326	18,514,347	31,476,673	20,038,544	33,000,870
53 2900 OTHER SERVICES	63,828	183,539	192,478	0	192,478	0	192,478
-----							
TOTAL PURCHASED SERVICES	74,280,032	20,785,249	20,809,473	37,709,326	58,518,799	39,234,821	60,044,294
-----							
53 3100 GENERAL ADMIN SUPPLIES	917,830	612,358	620,787	500,000	1,120,787	500,000	1,120,787
53 3200 FACILITY/HARDWARE SUPP	5,515	0	1,632	0	1,632	0	1,632
53 3300 VEHICLE/EQUIP OPER SUPPL	740	450	576	0	576	0	576
53 3400 FOOD SUPPLIES	0	285	227	0	227	0	227
53 3600 PHARMACEUTICAL SUPPLIES	0	54	54	0	54	0	54
53 3700 EDUCATIONAL SUPPLIES	10,028	450	450	0	450	0	450
53 3800 PURCHASES FOR RESALE	166,923	0	0	0	0	0	0
53 3900 OTHER MATERIALS & SUPP	1,452	28,288	8,122	0	8,122	0	8,122
-----							
TOTAL SUPPLIES	1,102,488	641,885	631,848	500,000	1,131,848	500,000	1,131,848
-----							
53 4500 EQUIPMENT	342,399	269,268	281,342	0	281,342	0	281,342
53 4600 ART, OTHER ARTIFACTS&LIT	3,170	9,770	9,505	0	9,505	0	9,505
53 4700 INTANGIBLE ASSETS	245,811	84,513	89,258	450,000	539,258	450,000	539,258
-----							
TOTAL PROPERTY, PLANT & EQUIPMT	591,380	363,551	380,105	450,000	830,105	450,000	830,105
-----							
53 5100 BUSINESS/LICENSE FEES	75	0	0	0	0	0	0
53 5600 ASSET & OTHER ADJUSTMENT	4,365,844	1,067	1,067	0	1,067	0	1,067
53 5800 OTHER ADMINSTRATIVE EXP	89,604	99,034	104,950	0	104,950	0	104,950
53 5900 OTHER EXPENSES	3,517	2,433	3,630	0	3,630	0	3,630

SUMMARY BY ACCOUNT

4410 -  
14410 DHHS - Division of Central Management and Support

DESCRIPTION (1)	2001-2002 ACTUAL (2)	CERTIFIED (3)	2002-2003 AUTHORIZED (4)	INCR/DECR (5)	2003-2004 TOTAL (6)	INCR/DECR (7)	2004-2005 TOTAL (8)
TOTAL OTHER EXPENSES & ADJUSTMEN	4,459,040	102,534	109,647	0	109,647	0	109,647
53 6304 CSBG FOOD & NUTRITION	88,418	88,553	88,553	0	88,553	0	88,553
53 6306 CSA BLOCK GRANT	13,745,694	16,115,138	16,115,138	0	16,115,138	0	16,115,138
53 6390 GRANTS TO SUBGRANTEES	112,605	114,185	114,185	0	114,185	0	114,185
53 6391 SINGLE AUDITS	26,926	20,026	20,026	0	20,026	0	20,026
53 6392 SUBGRANTEE ADMIN.	516,328	507,701	507,701	0	507,701	0	507,701
53 6393 SUBGRANTEE PROG. SUPPORT	33,087	0	0	0	0	0	0
53 6394 SUBGRANTEE MATERIAL	3,202,615	3,383,959	3,383,959	0	3,383,959	0	3,383,959
53 6395 SUBGRANTEE LABOR	141,080	0	0	0	0	0	0
53 6396 SUBGRANTEE LIAB. INS.	23,415	16,848	16,848	0	16,848	0	16,848
53 6398 PROGRAM OPERATIONS	4,906,577	5,113,151	5,113,151	0	5,113,151	0	5,113,151
53 6410 OPERATIONAL SUBSIDY	2,324,580	2,612,637	2,612,637	0	2,612,637	0	2,612,637
53 6411 EMERGENCY SHELTER-HUD GR	2,163,479	2,201,150	2,201,150	0	2,201,150	0	2,201,150
53 6418 AID TO COMM ACTION AGENC	6,222	0	0	0	0	0	0
53 6419 REACH PAYMENTS	2,049	0	0	0	0	0	0
53 6420 AID FOR CLINIC CONSTRUCT	313,622	350,000	350,000	0	350,000	0	350,000
53 6431 NURSE AIDE PILOTS	75,246	0	0	0	0	0	0
53 6440 MED CHILD DELELOP GRANTS	235,899	119,119	119,119	0	119,119	0	119,119
53 6450 PHYSLOAN REPMT PROJ-STAT	1,484,017	2,528,309	2,528,309	0	2,528,309	0	2,528,309
53 6455 MIGRANT GRANTS	896,443	829,089	829,089	0	829,089	0	829,089
53 6458 COMM PRIMARY CARE GRANT	120,664	0	0	0	0	0	0
53 6460 HOSPITAL FLEXIBILITY GR	292,914	405,520	405,520	0	405,520	0	405,520
53 6461 COMM ACCESS PROG GRANT	673,099	0	0	0	0	0	0
53 6462 EARLY CHILDHD CARRIES PRG	320,000	430,000	430,000	0	430,000	0	430,000
53 6465 SCHOOL NURSE PILOT PROJ	370,123	0	0	0	0	0	0
53 6470 DDSA NON-GOV. UNITS	1,393,257	1,467,341	1,467,341	0	1,467,341	0	1,467,341
53 6471 DDSA OTHER GOV. UNITS	491,144	675,731	675,731	0	675,731	0	675,731
53 6481 EVALUATION CONTRACT	304,801	400,000	400,000	0	400,000	0	400,000
53 6482 PROF. DEVELOP. CONTRACTS	280,206	212,100	212,100	0	212,100	0	212,100
53 6483 START-UP GRANTS	1,014,572	0	0	0	0	0	0
53 6484 OPERATIONAL GRANTS	3,796,825	4,875,000	4,875,000	0	4,875,000	0	4,875,000
53 6485 REAL CHOICE GRANTS	0	246,232	246,232	0	246,232	0	246,232
53 6610 GRANT-IN-AID CHILD ADVOC	240,000	225,000	225,000	0	225,000	0	225,000
53 6908 ELDERLY AND HANDICAPPED	54,118	54,128	54,128	0	54,128	0	54,128
53 6920 AID TO EDUCATIONAL INSTI	5,326	5,918	5,918	0	5,918	0	5,918

SUMMARY BY ACCOUNT

4410 -

14410 DHHS - Division of Central Management and Support

DESCRIPTION (1)	2001-2002 ACTUAL (2)	CERTIFIED (3)	2002-2003 AUTHORIZED (4)	INCR/DECR (5)	2003-2004 TOTAL (6)	INCR/DECR (7)	2004-2005 TOTAL (8)
53 6989 OTHER CONTRACTS/GRANTS	215,232	441,192	441,192	0	441,192	0	441,192
TOTAL AID & PUBLIC ASSISTANCE	39,870,583	43,438,027	43,438,027	0	43,438,027	0	43,438,027
53 7100 RESERVE - INDIRECT COST	0	-113,095	-113,095	0	-113,095	0	-113,095
53 7101 AGENCY RESERVE	0	32,123	32,123	0	32,123	0	32,123
53 7102 EACH GRANT RESERVE	0	17,530	17,530	0	17,530	0	17,530
53 7117 PHYSICIAN LOAN/BONUS PAY	0	10,000	10,000	0	10,000	0	10,000
53 7121 RESERVE - ENERGY SUB-GRT	0	119,454	119,454	0	119,454	0	119,454
53 7135 RESERVE-RETIREE HLTH PRM	0	-51,996	-51,996	51,996	0	51,996	0
53 7138 RESERVE-"MORE AT FOUR" P	0	28,065,300	28,065,300	0	28,065,300	0	28,065,300
53 7170 RESERVE FOR SOS GRANTS	-13	0	0	0	0	0	0
53 7171 ALLC SAL & FRINGES IN/OU	11	0	0	0	0	0	0
53 7172 ALLC SPVR/TEAM EXP IN/OU	-2	0	0	0	0	0	0
53 7173 ALLC OTHER EXP IN/OUT	1	0	0	0	0	0	0
53 7174 ALLC DP/PRINT COST IN/OU	1	0	0	0	0	0	0
53 7175 ALLC CHAP BLD CST IN/OUT	3	0	0	0	0	0	0
TOTAL RESERVES	1	28,079,316	28,079,316	51,996	28,131,312	51,996	28,131,312
53 8010 DEPENDENT CARE-OP TFR	22,342	0	0	0	0	0	0
53 81D1 TRF TO B/C 14410-CMS	2,016,526	118,174	118,174	0	118,174	0	118,174
53 81F1 TRF TO B/C 14420-DCD	250,000	550,000	550,000	0	550,000	0	550,000
53 81K1 TRF FR B/C 14445-DMA	1,228,640	0	0	0	0	0	0
53 819A TRF TO B/C 14100-ADMIN	1,756	1,756	1,756	0	1,756	0	1,756
53 819B TRF TO B/C 14600-COM	4,256	0	0	0	0	0	0
53 819M TRF TO B/C 13510-DPI	65,167	103,800	103,800	0	103,800	0	103,800
53 819W TRF TO B/C 11000-ACH	50,000	0	0	0	0	0	0
53 8990 TRSFR TO SUBST FISCAL YE	2,523,486	0	0	0	0	0	0
TOTAL INTRAGOVERNMENTAL TRANSACT	6,162,173	773,730	773,730	0	773,730	0	773,730
TOTAL REQUIREMENTS	159,299,860	127,424,689	127,736,869	38,711,322	166,448,191	40,236,817	167,973,686

SUMMARY BY ACCOUNT

4410 -  
14410 DHHS - Division of Central Management and Support

DESCRIPTION (1)	2001-2002 ACTUAL (2)	CERTIFIED (3)	2002-2003 AUTHORIZED (4)	INCR/DECR (5)	2003-2004 TOTAL (6)	INCR/DECR (7)	2004-2005 TOTAL (8)
ESTIMATED RECEIPTS							
43 2203 LOCAL INKIND MATCH	682,192	795,174	795,174	0	795,174	0	795,174
43 2204 LOCAL MATCH	2,021,509	124,054	124,054	0	124,054	0	124,054
43 2205 LOCAL SHARE OF EXPENDITURE	314,976	115,638	115,638	0	115,638	0	115,638
43 2206 LOCAL RECEIPTS	83,938	92,570	92,570	0	92,570	0	92,570
43 2402 UCP OF AMERICA	53,234	0	0	0	0	0	0
43 2403 DP ACCESS FEE-NON ST.	170	4,185	4,185	0	4,185	0	4,185
43 2996 PROVIDER MATCH	124,115	0	0	0	0	0	0
43 3200 INT EARNINGS LOAN-PROGRM	25,065	0	0	0	0	0	0
43 4150 B/E FOOD/VEND. CONS. SET	109,740	1,697	1,697	0	1,697	0	1,697
43 4320 SALE OF SURPLUS PROPERTY	75	75	75	0	75	0	75
43 5600 REGISTRATION FEES	15,735	9,308	10,880	0	10,880	0	10,880
43 7122 ACCOUNT REC INTEREST	2,232	0	0	0	0	0	0
43 7123 ACCOUNT REC PENALTY	88	0	0	0	0	0	0
43 7300 INDIRECT(OVERHD) COST RE	4,365,844	0	0	0	0	0	0
43 7990 OTHER MISC REV-PROGRAM	11,332	6,507	6,507	0	6,507	0	6,507
43 7993 ELECTR/DIGITAL TRAN FEE	183	0	0	0	0	0	0
43 8042 STATE HEALTH PLAN RESERV	61,028	0	0	0	0	0	0
43 81B1 TRANSFER FROM DDS	5,693	0	0	0	0	0	0
43 81C1 TRF FR B/C 14430-DPH	1,630,783	924,926	819,220	0	819,220	0	819,220
43 81D1 TRF FR B/C 14410-CMS	2,016,526	118,174	118,174	0	118,174	0	118,174
43 81D3 TRF FR B/C 64410-CMS	-296,904	0	0	0	0	0	0
43 81E1 TRF FR B/C 14411-DOA	145,946	812	812	0	812	0	812
43 81F1 TRF FR B/C 14420-DCD	550,055	50,055	50,055	0	50,055	0	50,055
43 81G1 TRF FR B/C 14424-DEIE	275,048	0	0	0	0	0	0
43 81J1 TRF FR B/C 14440-DSS	11,595,194	239,814	239,814	0	239,814	0	239,814
43 81K1 TRF FR B/C 14445-DMA	835,440	366,547	366,547	0	366,547	0	366,547
43 81K3 TRNS FROM B/C 14446	1,673	0	0	0	0	0	0
43 81L1 TRF FR B/C 14450-DSB/DHH	19,192	53,565	53,565	0	53,565	0	53,565
43 81M1 TRF FR B/C 14470-DFS	1,092,249	90,903	90,903	0	90,903	0	90,903
43 81N1 TRF FR B/C 14480-DVR	31,167	37,019	37,019	0	37,019	0	37,019
43 81P1 TRF FR B/C 14460-DMH	10,083,765	39,085	39,085	0	39,085	0	39,085
43 813E TRF FR B.C. 74464-TOB	44,455	0	88,909	0	88,909	0	88,909
43 8140 PHYS LOAN REPMTPROJ-T &	0	518,000	518,000	0	518,000	0	518,000
43 819A TRF FR B/C 14110-ADMIN	1,124,621	1,000,000	1,000,000	0	1,000,000	0	1,000,000

SUMMARY BY ACCOUNT

4410 -  
14410 DHHS - Division of Central Management and Support

DESCRIPTION (1)	2001-2002 ACTUAL (2)	CERTIFIED (3)	2002-2003 AUTHORIZED (4)	INCR/DECR (5)	2003-2004 TOTAL (6)	INCR/DECR (7)	2004-2005 TOTAL (8)
43 819H TRF FR B/C 13700-ARG	15,000	0	0	0	0	0	0
43 819Q TRF FR B/C 13005-OSBM	35,939	394,091	394,091	0	394,091	0	394,091
43 819V TRF. FR. OST- BC 23460	25,606	0	0	0	0	0	0
53 8220 REIMBURSEMENT-DUAL EMP.	10,077	0	0	0	0	0	0
53 8300 RECEIPTS FOR MAIL SERVIC	98,302	0	0	0	0	0	0
53 8368 PRINT REC - DENR	19,555	0	0	0	0	0	0
53 8369 PRINT REC-WILDLIFE COMM	2,934	0	0	0	0	0	0
53 8370 PRINT REC - HEALTH SVCS	411,665	0	0	0	0	0	0
53 8372 PRINT REC - CHILD DEVEL	3,229	0	0	0	0	0	0
53 8373 PRINT REC - AGING	1,799	0	0	0	0	0	0
53 8374 PRINT REC - MENTAL HLTH	5,742	0	0	0	0	0	0
53 8375 PRINT REC - DFS	17,205	0	0	0	0	0	0
53 8376 PRINT REC - DEIE	717	0	0	0	0	0	0
53 8377 PRINT REC - DSS	42,797	0	0	0	0	0	0
53 8378 PRINT REC - DMA	813	0	0	0	0	0	0
53 8379 PRINT REC - DSB/DH	693	0	0	0	0	0	0
53 8380 PRINT REC - DDS	3,272	0	0	0	0	0	0
53 8381 PRINT REC - VR	512	0	0	0	0	0	0
53 8386 PRIOR YR. AUDIT/ADJUST.	121,076	0	0	0	0	0	0
53 8390 REIMB TO PRINT SHOP-C/A	5,996	0	0	0	0	0	0
53 8391 REIMB. COPIER COST	1,632	14,042	14,042	0	14,042	0	14,042
53 88AD STATE ADNIEN. EXPENSE	331,022	113,749	113,749	0	113,749	0	113,749
53 88AJ IMMUNIZATION PROGRAM	390,333	54,400	54,400	0	54,400	0	54,400
53 88AK TITLE X FAM. PLANNING	3,444	1,137	1,137	0	1,137	0	1,137
53 88AP MCH BLOCK GRANT	39	0	0	0	0	0	0
53 88AV EPA-STATE LEAD PRG. GRT	0	29,250	29,250	0	29,250	0	29,250
53 88BQ BREAST/CERVICAL CANCER	1,739	0	0	0	0	0	0
53 88CB WIC NUTRITION	1,851,284	239,482	239,482	923,065	1,162,547	984,801	1,224,283
53 88CM CARDIOVASCULAR DIS PREV	30,086	0	0	0	0	0	0
53 88CW EPI & LAB CAP INFEC	64,348	0	0	0	0	0	0
53 88XR FEMA/FLOYD RSG GRANT	1,904	0	0	0	0	0	0
53 881A REHAB SVCS. BASIC SUPP	529,044	573,776	573,776	0	573,776	0	573,776
53 8810 TITLE,VI PART C 11012112	0	1,042	1,042	0	1,042	0	1,042
53 882E CHILD CARE&DEVELOP FUNDS	0	149	149	0	149	0	149
53 882F CHILD CARE/DEV.FUNDS/MAT	622,108	101,161	101,161	643,543	744,704	643,543	744,704
53 882H CHILD CARE DEV./DISCRETI	0	478	478	0	478	0	478
53 8820 DEV DISABILITIES SUP	1,748,639	1,756,611	1,756,611	0	1,756,611	0	1,756,611

SUMMARY BY ACCOUNT

4410 -  
14410 DHHS - Division of Central Management and Support

DESCRIPTION (1)	2001-2002		2002-2003		INCR/DECR (5)	2003-2004		2004-2005	
	ACTUAL (2)	CERTIFIED (3)	AUTHORIZED (4)	TOTAL (6)		INCR/DECR (7)	TOTAL (8)		
53 8829 REAL CHOICE SYSTEM GRANT	48,107	569,356	569,356	0	569,356	0	569,356	0	569,356
53 883B MEDICARE	22,928	23,148	23,148	0	23,148	0	23,148	0	23,148
53 884B TITLE III B SUPP.SVCS.	26,356	33,797	33,797	0	33,797	0	33,797	0	33,797
53 884C TITLE III C1 MEALS	21,635	64,974	64,974	0	64,974	0	64,974	0	64,974
53 884D TITLE III C2 DEL.MEALS	10,541	14,649	14,649	0	14,649	0	14,649	0	14,649
53 884E TITLE III D SVCS.	0	117	117	0	117	0	117	0	117
53 884G TITLE III ELDER ABUSE	0	1,148	1,148	0	1,148	0	1,148	0	1,148
53 884K TITLE V SR. EMPLOY.DOL	6,177	1,764	1,764	0	1,764	0	1,764	0	1,764
53 884V TIII E FAM CAREGIVER SUP	508	0	0	0	0	0	0	0	0
53 8840 PHYS-LOAN REPAYMENT PROJ	22,935	148,000	148,000	0	148,000	0	148,000	0	148,000
53 8841 COOP AGMT PRIM CARE SVC	191,417	253,883	253,883	0	253,883	0	253,883	0	253,883
53 8842 STATE OFFICE OF RURAL HE	48,135	85,159	85,159	0	85,159	0	85,159	0	85,159
53 8845 MIGRANT HEALTH PROGRAMS	1,057,276	991,388	991,388	0	991,388	0	991,388	0	991,388
53 8848 COMMUNITY ACCESS GRANT	673,099	0	0	0	0	0	0	0	0
53 8849 HOSPITAL FLEX. GRANT	383,883	539,169	539,169	0	539,169	0	539,169	0	539,169
53 885C EHA INFANT & TODDLERS GR	0	827	827	0	827	0	827	0	827
53 885G N.C MANAGED CARE	0	7,472	7,472	0	7,472	0	7,472	0	7,472
53 885V NIDA CONTRACT	0	2,625	2,625	0	2,625	0	2,625	0	2,625
53 8852 FOOD & NUTRITION	88,418	88,553	88,553	0	88,553	0	88,553	0	88,553
53 8854 CSA BLOCK GRANT	14,277,164	16,962,497	16,962,497	0	16,962,497	0	16,962,497	0	16,962,497
53 8856 DIV OF EO-EMERG SHELTER	2,308,487	2,317,241	2,317,241	0	2,317,241	0	2,317,241	0	2,317,241
53 8859 REACH GRANT	2,049	0	0	0	0	0	0	0	0
53 886A FED N903G	47,805	1,521	1,521	4,625	6,146	4,629	6,150	4,629	6,150
53 886C MEDICAID ADMIN.& TRGN.	10,920,976	4,091,770	4,080,090	4,686,573	8,766,663	4,883,072	8,963,162	4,883,072	8,963,162
53 886D CHIP GRANT - FED. FUNDS	4,271	21	21	0	21	0	21	0	21
53 886E MED CHILDDH CARRIES HCFA	200,000	200,000	200,000	0	200,000	0	200,000	0	200,000
53 886G MED CHILDDH CARRIES HRSA	80,000	190,000	190,000	0	190,000	0	190,000	0	190,000
53 886H MED CHILDDH CARRIES CDC	40,000	40,000	40,000	0	40,000	0	40,000	0	40,000
53 8860 WAP-ENERGY	2,268,415	2,800,575	2,800,575	0	2,800,575	0	2,800,575	0	2,800,575
53 8865 T&TA & CAPACITY BLD GR	13,942	0	0	0	0	0	0	0	0
53 887E CHILD SUPPORT ENF.	9,646,979	4,679,860	4,679,860	6,860,053	11,539,913	7,226,165	11,906,025	7,226,165	11,906,025
53 887F CHILD WELFARE SVCS.	196,811	181,340	181,340	0	181,340	0	181,340	0	181,340
53 887G CWS FAMILY PRESERV.	18,690	18,862	18,862	0	18,862	0	18,862	0	18,862
53 887J REFUGEE CASH & MED.	79,485	45,529	45,529	25,462	70,991	25,116	70,645	25,116	70,645
53 887K IV-E FOSTER CARE ASSIST.	523,293	122,927	122,927	220,432	343,359	215,533	338,460	215,533	338,460
53 887L IV-E ADOPTION ASSISTANCE	218,477	25,213	25,213	102,386	127,599	104,625	129,838	104,625	129,838
53 887M DISABILITY DETERM.-SSA	1,142,214	728,374	728,374	-28,135	700,239	-30,451	697,923	-30,451	697,923

SUMMARY BY ACCOUNT

4410 -

14410 DHHS - Division of Central Management and Support

DESCRIPTION (1)	2001-2002		2002-2003		2003-2004		2004-2005
	ACTUAL (2)	CERTIFIED (3)	AUTHORIZED (4)	INCR/DECR (5)	TOTAL (6)	INCR/DECR (7)	TOTAL (8)
53 887N IV-E INDEPENDENT LIVING	15,069	14,038	14,038	0	14,038	0	14,038
53 887P LOW INCOME ENERGY ASSIST	5,609,896	5,806,017	5,806,017	0	5,806,017	0	5,806,017
53 887Q SOCIAL SVCS. BLOCK GRANT	176,597	240,891	240,891	0	240,891	0	240,891
53 887V FAM. VIOLENCE PREV.&SVCS	0	14	14	0	14	0	14
53 887W CHILD ABUSE & NEGLECT	12,277	15,952	15,952	0	15,952	0	15,952
53 887Z REFUGEE SOCIAL SVCS.	0	6,792	6,792	0	6,792	0	6,792
53 888B JOB CORP	6,531	31,338	31,338	0	31,338	0	31,338
53 888C FOOD STAMPS USDA	3,747,583	1,257,169	1,257,169	2,079,533	3,336,702	2,163,146	3,420,315
53 888K TANF 97 BLOCK GRANT	2,657,120	69,414	69,414	0	69,414	0	69,414
53 889A SEC.110-BASIS SUPP. PROG	770,638	966,986	966,986	0	966,986	0	966,986
43 8980 TRANSFER FR PREVIOUS FY	3,336,717	0	0	0	0	0	0
-----							
TOTAL RECEIPTS	104,347,811	51,507,846	51,480,941	15,517,537	66,998,478	16,220,179	67,701,120
-----							
NET APPROPRIATION	54,952,049	75,916,843	76,255,928	23,193,785	99,449,713	24,016,638	100,272,566



POSITION COUNTS  
SUMMARY BY FUND

4410 -

14410 DHHS - Division of Central Management and Support

DESCRIPTION (1)	2001-2002 ACTUAL (2)	CERTIFIED (3)	2002-2003 AUTHORIZED (4)	INCR/DECR (5)	2003-2004 TOTAL (6)	INCR/DECR (7)	2004-2005 TOTAL (8)
REQUIREMENTS							
1010 CENTRAL MANAGEMENT & ADM	40.00	36.00	37.00	.00	37.00	.00	37.00
1011 ADMIN. AND SUPPORT	46.00	35.00	40.00	.00	40.00	.00	40.00
1012 DHHS CONTROLLER'S OFFICE	294.00	292.00	292.00	.00	292.00	.00	292.00
1030 CITIZEN SERVICES	14.00	14.00	14.00	.00	14.00	.00	14.00
1110 NC COUNCIL ON DEV. DIS.	9.50	10.00	10.00	.00	10.00	.00	10.00
1210 DIV. OF HUMAN RESOURCES	36.00	38.00	35.00	.00	35.00	.00	35.00
1310 OFFICE OF ECON. OPPORTUN	10.00	10.00	10.00	.00	10.00	.00	10.00
1311 RES ENERGY ASSIST PROG	5.00	5.00	5.00	.00	5.00	.00	5.00
1410 INFORMATION SYSTEMS SERV	157.00	144.00	144.00	.00	144.00	.00	144.00
1510 RURAL HEALTH/RESOURCE DV	35.00	36.00	35.00	.00	35.00	.00	35.00
1710 MORE AT FOUR PRE-K PROG	1.00	1.00	1.00	.00	1.00	.00	1.00
TOTAL REQUIREMENTS	647.50	621.00	623.00	.00	623.00	.00	623.00

POSITION COUNTS  
SUMMARY BY ACCOUNT

4410 -  
14410 DHHS - Division of Central Management and Support

DESCRIPTION (1)	2001-2002 ACTUAL (2)	CERTIFIED (3)	2002-2003 AUTHORIZED (4)	INCR/DECR (5)	2003-2004 TOTAL (6)	INCR/DECR (7)	2004-2005 TOTAL (8)
REQUIREMENTS							
53 1141 SEC./COUNCIL ST.SAL.APPR	1.00	1.00	1.00	.00	1.00	.00	1.00
53 1211 SPA-REG SALARIES-APPRO	115.24	103.25	106.25	.00	106.25	.00	106.25
53 1212 SPA-REG SALARIES-RECPT	32.26	31.75	31.75	.00	31.75	.00	31.75
53 1213 SPA SALARIES UNDESIGNATE	494.00	480.00	479.00	.00	479.00	.00	479.00
53 1221 TIME LIMITED SAL APPROP	1.00	1.00	1.00	.00	1.00	.00	1.00
53 1222 SPA TIME LIMITED-RECPT	4.00	4.00	4.00	.00	4.00	.00	4.00
TOTAL REQUIREMENTS	647.50	621.00	623.00	.00	623.00	.00	623.00

FUND DETAIL

4410 -  
 14410 DHHS - Division of Central Management and Support  
 1010 Central Management and Administration

DESCRIPTION (1)	2001-2002 ACTUAL (2)	CERTIFIED (3)	2002-2003 AUTHORIZED (4)	INCR/DECR (5)	2003-2004 TOTAL (6)	INCR/DECR (7)	2004-2005 TOTAL (8)
REQUIREMENTS							
53 1141 SEC./COUNCIL ST.SAL.APPR	102,119	102,119	102,119	0	102,119	0	102,119
53 1211 SPA-REG SALARIES-APPRO	1,747,920	1,691,527	1,834,639	0	1,834,639	0	1,834,639
53 1212 SPA-REG SALARIES-RECPT	46,736	71,683	71,683	0	71,683	0	71,683
53 1221 TIME LIMITED SAL APPROP	18,009	0	0	0	0	0	0
53 1222 SPA TIME LIMITED-RECPT	17,484	250,740	250,740	0	250,740	0	250,740
53 1311 REG(N S) TEMP WAGES-APPR	0	3,264	3,264	0	3,264	0	3,264
53 1313 REG.(N.S)TEMP WAGES-UNDE	37,460	0	0	0	0	0	0
53 1452 DUAL EMPLOY.WAGES-RECEIP	570	0	0	0	0	0	0
53 1461 EPA&SPA-LONGVTY PAY-APPR	33,156	43,988	43,988	0	43,988	0	43,988
53 1511 SOCIAL SEC CONTRIB-APPRO	143,367	144,292	155,240	0	155,240	0	155,240
53 1512 SOCIAL SEC CONTRIB-RECPT	4,944	24,666	24,666	0	24,666	0	24,666
53 1513 SOCIAL SECURITY-UNDESIGD	2,866	0	0	0	0	0	0
53 1521 REG RETIRE CONTRIB-APPRO	94,441	49,672	59,876	0	59,876	0	59,876
53 1522 REG RETIRE CONTRIB-RECPT	3,211	9,769	9,769	0	9,769	0	9,769
53 1561 MED INS CONTRIB-APPRO	85,739	90,835	90,835	0	90,835	0	90,835
53 1562 MED INS CONTRIB-RECPTS	2,621	17,429	17,429	0	17,429	0	17,429
53 1621 SEVERANCE SAL.CONT.APPR	103,852	0	0	0	0	0	0
53 1631 WRKER COMP-MED PAYMENTS	0	474	474	0	474	0	474
53 1651 COMPENSATION TO BOARD ME	3,700	1,700	1,700	0	1,700	0	1,700
TOTAL PERSONAL SERVICES	2,448,195	2,502,158	2,666,422	0	2,666,422	0	2,666,422
53 2110 LEGAL SERVICES	84,917	0	0	0	0	0	0
53 2170 ADMIN SERVICES	35,628	0	0	0	0	0	0
53 2181 WORKSHOP/CONF.EXP.F/SVC.	1,263	0	0	0	0	0	0
53 2199 MISC CONTRACTUAL SERVICE	228,583	7,507	7,507	0	7,507	0	7,507
53 2300 REPAIR SERVICES	2,066	6,006	6,026	0	6,026	0	6,026
53 2400 MAINTENANCE AGREEMENTS	2,423	9,476	9,476	0	9,476	0	9,476
53 2500 RENTALS/LEASES	10,438	17,680	21,770	0	21,770	0	21,770
53 2700 TRAVEL& OTHER EMPLOYEEEX	30,965	122,333	125,164	0	125,164	0	125,164
53 2800 COMM. & DATA PROCESSING	47,702	92,972	87,082	0	87,082	0	87,082
53 2900 OTHER SERVICES	3,179	16,347	13,736	0	13,736	0	13,736
TOTAL PURCHASED SERVICES	447,164	272,321	270,761	0	270,761	0	270,761
53 3100 GENERAL ADMIN SUPPLIES	15,690	33,946	38,482	0	38,482	0	38,482
53 3200 FACILITY/HARDWARE SUPP	291	0	14	0	14	0	14
53 3400 FOOD SUPPLIES	0	150	150	0	150	0	150
53 3600 PHARMACEUTICAL SUPPLIES	0	54	54	0	54	0	54
53 3700 EDUCATIONAL SUPPLIES	9,624	450	450	0	450	0	450
53 3900 OTHER MATERIALS & SUPP	0	2,553	2,387	0	2,387	0	2,387

FUND DETAIL

4410 -  
 14410 DHHS - Division of Central Management and Support  
 1010 Central Management and Administration

DESCRIPTION (1)	2001-2002 ACTUAL (2)	CERTIFIED (3)	2002-2003 AUTHORIZED (4)	INCR/DECR (5)	2003-2004 TOTAL (6)	INCR/DECR (7)	2004-2005 TOTAL (8)
REQUIREMENTS							
-----							
TOTAL SUPPLIES	25,605	37,153	41,537	0	41,537	0	41,537
53 4500 EQUIPMENT	12,095	29,655	44,804	0	44,804	0	44,804
53 4600 ART, OTHER ARTIFACTS&LIT	1,689	550	606	0	606	0	606
53 4700 INTANGIBLE ASSETS	913	9,597	9,550	0	9,550	0	9,550
TOTAL PROPERTY, PLANT & EQUIPMT	14,697	39,802	54,960	0	54,960	0	54,960
53 5800 OTHER ADMINSTRATIVE EXP	27,279	37,075	34,838	0	34,838	0	34,838
53 5900 OTHER EXPENSES	1,696	965	2,162	0	2,162	0	2,162
TOTAL OTHER EXPENSES & ADJUSTMEN	28,975	38,040	37,000	0	37,000	0	37,000
53 6431 NURSE AIDE PILOTS	75,246	0	0	0	0	0	0
53 6485 REAL CHOICE GRANTS	0	246,232	246,232	0	246,232	0	246,232
53 6610 GRANT-IN-AID CHILD ADVOC	240,000	225,000	225,000	0	225,000	0	225,000
TOTAL AID & PUBLIC ASSISTANCE	315,246	471,232	471,232	0	471,232	0	471,232
53 8010 DEPENDENT CARE-OP TFR	921	0	0	0	0	0	0
TOTAL INTRAGOVERNMENTAL TRANSACT	921	0	0	0	0	0	0
TOTAL REQUIREMENTS	3,280,803	3,360,706	3,541,912	0	3,541,912	0	3,541,912
-----							
ESTIMATED RECEIPTS							
43 7990 OTHER MISC REV-PROGRAM	10,108	0	0	0	0	0	0
43 81D1 TRF FR B/C 14410-CMS	149,044	115,660	115,660	0	115,660	0	115,660
43 81G1 TRF FR B/C 14424-DEIE	75,000	0	0	0	0	0	0
43 81M1 TRF FR B/C 14470-DFS	137,907	90,696	90,696	0	90,696	0	90,696
43 819V TRF. FR. OST- BC 23460	25,606	0	0	0	0	0	0
53 8220 REIMBURSEMENT-DUAL EMP.	614	0	0	0	0	0	0
53 8829 REAL CHOICE SYSTEM GRANT	28,690	569,356	569,356	0	569,356	0	569,356
53 886C MEDICAID ADMIN.& TRGN.	20,185	0	0	0	0	0	0

FUND DETAIL

4410 -  
 14410 DHHS - Division of Central Management and Support  
 1010 Central Management and Administration

DESCRIPTION (1)	2001-2002 ACTUAL (2)	CERTIFIED (3)	2002-2003 AUTHORIZED (4)	INCR/DECR (5)	2003-2004 TOTAL (6)	INCR/DECR (7)	2004-2005 TOTAL (8)
-----							
TOTAL RECEIPTS	447,154	775,712	775,712	0	775,712	0	775,712
-----							
NET APPROPRIATION	2,833,649	2,584,994	2,766,200	0	2,766,200	0	2,766,200

FUND DETAIL

4410 -  
 14410 DHHS - Division of Central Management and Support  
 1011 Administration and Support

DESCRIPTION (1)	2001-2002 ACTUAL (2)	CERTIFIED (3)	2002-2003 AUTHORIZED (4)	INCR/DECR (5)	2003-2004 TOTAL (6)	INCR/DECR (7)	2004-2005 TOTAL (8)
REQUIREMENTS							
53 1211 SPA-REG SALARIES-APPRO	1,973,465	1,711,586	1,989,338	0	1,989,338	0	1,989,338
53 1212 SPA-REG SALARIES-RECPT	75,963	57,044	57,044	0	57,044	0	57,044
53 1311 REG(N S) TEMP WAGES-APPR	7,334	0	0	0	0	0	0
53 1461 EPA&SPA-LONGVTY PAY-APPR	34,931	49,695	49,695	0	49,695	0	49,695
53 1462 EPA&SPA-LONGVTY PAY-REC	2,207	0	0	0	0	0	0
53 1463 LONGEVITY PAY-UNDESIGNAT	0	2,023	2,023	0	2,023	0	2,023
53 1511 SOCIAL SEC CONTRIB-APPRO	149,948	136,538	157,787	0	157,787	0	157,787
53 1512 SOCIAL SEC CONTRIB-RECPT	5,846	4,430	4,430	0	4,430	0	4,430
53 1521 REG RETIRE CONTRIB-APPRO	100,390	43,432	61,731	0	61,731	0	61,731
53 1522 REG RETIRE CONTRIB-RECPT	3,854	1,790	1,790	0	1,790	0	1,790
53 1523 REG RETIRE CONTRIB-UNDES	0	130	130	0	130	0	130
53 1561 MED INS CONTRIB-APPRO	109,630	100,579	114,792	0	114,792	0	114,792
53 1562 MED INS CONTRIB-RECPTS	5,038	2,933	2,933	0	2,933	0	2,933
53 1572 UNEMP COMP PAYMNTS TO ES	0	500	500	0	500	0	500
53 1621 SEVERANCE SAL.CONT.APPR	34,411	0	0	0	0	0	0
53 1631 WRKER COMP-MED PAYMENTS	258	0	0	0	0	0	0
TOTAL PERSONAL SERVICES	2,503,275	2,110,680	2,442,193	0	2,442,193	0	2,442,193
53 2110 LEGAL SERVICES	78,036	75,265	75,265	0	75,265	0	75,265
53 2120 FIN/AUD CONSUL.FEES	981,520	0	0	0	0	0	0
53 2170 ADMIN SERVICES	14,473	0	0	0	0	0	0
53 2199 MISC CONTRACTUAL SERVICE	16,376	11,704	11,704	0	11,704	0	11,704
53 2200 UTILITY/ENERGY SERVICES	0	646	646	0	646	0	646
53 2300 REPAIR SERVICES	4,168	3,101	5,433	0	5,433	0	5,433
53 2400 MAINTENANCE AGREEMENTS	9,031	4,470	8,831	0	8,831	0	8,831
53 2500 RENTALS/LEASES	589,620	369,801	367,707	0	367,707	0	367,707
53 2700 TRAVEL& OTHER EMPLOYEEEX	7,301	20,297	23,283	0	23,283	0	23,283
53 2800 COMM. & DATA PROCESSING	39,916	39,913	62,214	0	62,214	0	62,214
53 2900 OTHER SERVICES	9,417	86,219	87,583	0	87,583	0	87,583
TOTAL PURCHASED SERVICES	1,749,858	611,416	642,666	0	642,666	0	642,666
53 3100 GENERAL ADMIN SUPPLIES	15,215	19,171	15,198	0	15,198	0	15,198
53 3200 FACILITY/HARDWARE SUPP	6	0	6	0	6	0	6
53 3800 PURCHASES FOR RESALE	166,923	0	0	0	0	0	0
TOTAL SUPPLIES	182,144	19,171	15,204	0	15,204	0	15,204
53 4500 EQUIPMENT	4,907	31,187	19,248	0	19,248	0	19,248
53 4600 ART, OTHER ARTIFACTS&LIT	340	0	340	0	340	0	340

FUND DETAIL

4410 -  
 14410 DHHS - Division of Central Management and Support  
 1011 Administration and Support

DESCRIPTION (1)	2001-2002 ACTUAL (2)	CERTIFIED (3)	2002-2003 AUTHORIZED (4)	INCR/DECR (5)	2003-2004 TOTAL (6)	INCR/DECR (7)	2004-2005 TOTAL (8)
REQUIREMENTS							
53 4700 INTANGIBLE ASSETS	0	3,645	2,967	0	2,967	0	2,967
TOTAL PROPERTY, PLANT & EQUIPMT	5,247	34,832	22,555	0	22,555	0	22,555
53 5100 BUSINESS/LICENSE FEES	75	0	0	0	0	0	0
53 5800 OTHER ADMINSTRATIVE EXP	4,685	891	6,101	0	6,101	0	6,101
TOTAL OTHER EXPENSES & ADJUSTMEN	4,760	891	6,101	0	6,101	0	6,101
53 7101 AGENCY RESERVE	0	1,868	1,868	0	1,868	0	1,868
TOTAL RESERVES	0	1,868	1,868	0	1,868	0	1,868
53 8010 DEPENDENT CARE-OP TFR	3,180	0	0	0	0	0	0
53 819A TRF TO B/C 14100-ADMIN	1,756	1,756	1,756	0	1,756	0	1,756
TOTAL INTRAGOVERNMENTAL TRANSACT	4,936	1,756	1,756	0	1,756	0	1,756
TOTAL REQUIREMENTS	4,450,220	2,780,614	3,132,343	0	3,132,343	0	3,132,343

ESTIMATED RECEIPTS

43 81C1 TRF FR B/C 14430-DPH	246,558	161,799	161,799	0	161,799	0	161,799
43 81D1 TRF FR B/C 14410-CMS	1,756	1,756	1,756	0	1,756	0	1,756
43 81K1 TRF FR B/C 14445-DMA	360,070	0	0	0	0	0	0
43 81P1 TRF FR B/C 14460-DMH	621,450	0	0	0	0	0	0
43 813E TRF FR B.C. 74464-TOB	44,455	0	88,909	0	88,909	0	88,909
53 8368 PRINT REC - DENR	19,555	0	0	0	0	0	0
53 8369 PRINT REC-WILDLIFE COMM	2,934	0	0	0	0	0	0
53 8370 PRINT REC - HEALTH SVCS	411,665	0	0	0	0	0	0
53 8372 PRINT REC - CHILD DEVEL	3,229	0	0	0	0	0	0
53 8373 PRINT REC - AGING	1,799	0	0	0	0	0	0
53 8374 PRINT REC - MENTAL HLTH	5,742	0	0	0	0	0	0
53 8375 PRINT REC - DFS	17,205	0	0	0	0	0	0
53 8376 PRINT REC - DEIE	625	0	0	0	0	0	0
53 8377 PRINT REC - DSS	42,797	0	0	0	0	0	0
53 8378 PRINT REC - DMA	813	0	0	0	0	0	0
53 8379 PRINT REC - DSB/DH	693	0	0	0	0	0	0
53 8380 PRINT REC - DDS	3,272	0	0	0	0	0	0

FUND DETAIL

4410 -  
 14410 DHHS - Division of Central Management and Support  
 1011 Administration and Support

DESCRIPTION (1)	2001-2002 ACTUAL (2)	CERTIFIED (3)	2002-2003 AUTHORIZED (4)	INCR/DECR (5)	2003-2004 TOTAL (6)	INCR/DECR (7)	2004-2005 TOTAL (8)
ESTIMATED RECEIPTS							
53 8381 PRINT REC - VR	512	0	0	0	0	0	0
53 8390 REIMB TO PRINT SHOP-C/A	5,996	0	0	0	0	0	0
53 888K TANF 97 BLOCK GRANT	57,279	69,414	69,414	0	69,414	0	69,414
TOTAL RECEIPTS	1,848,405	232,969	321,878	0	321,878	0	321,878
NET APPROPRIATION	2,601,815	2,547,645	2,810,465	0	2,810,465	0	2,810,465



FUND DETAIL

4410 -  
 14410 DHHS - Division of Central Management and Support  
 1012 Controller's Office

DESCRIPTION (1)	2001-2002 ACTUAL (2)	CERTIFIED (3)	2002-2003 AUTHORIZED (4)	INCR/DECR (5)	2003-2004 TOTAL (6)	INCR/DECR (7)	2004-2005 TOTAL (8)
REQUIREMENTS							
53 1213 SPA SALARIES UNDESIGNATE	9,710,845	10,304,095	10,309,695	0	10,309,695	0	10,309,695
53 1221 TIME LIMITED SAL APPROP	34,671	625	625	0	625	0	625
53 1413 OT PAY UNDESIGNATED	564	0	0	0	0	0	0
53 1452 DUAL EMPLOY.WAGES-RECEIP	8,573	0	0	0	0	0	0
53 1463 LONGEVITY PAY-UNDESIGNAT	192,914	175,800	175,800	0	175,800	0	175,800
53 1511 SOCIAL SEC CONTRIB-APPRO	2,652	48	48	0	48	0	48
53 1512 SOCIAL SEC CONTRIB-RECPT	656	0	0	0	0	0	0
53 1513 SOCIAL SECURITY-UNDESIGD	736,202	794,986	795,414	0	795,414	0	795,414
53 1521 REG RETIRE CONTRIB-APPRO	1,734	107	107	0	107	0	107
53 1523 REG RETIRE CONTRIB-UNDES	494,299	317,223	317,623	0	317,623	0	317,623
53 1561 MED INS CONTRIB-APPRO	2,763	0	0	0	0	0	0
53 1563 MED INS CONTRIB-UNDESIGD	747,180	868,062	868,062	0	868,062	0	868,062
53 1572 UNEMP COMP PAYMNTS TO ES	0	3,500	3,500	0	3,500	0	3,500
53 1625 ST DISABILITY PMT	36,504	12,000	12,000	0	12,000	0	12,000
53 1631 WRKER COMP-MED PAYMENTS	46,661	500	500	0	500	0	500
TOTAL PERSONAL SERVICES	12,016,218	12,476,946	12,483,374	0	12,483,374	0	12,483,374
53 2110 LEGAL SERVICES	58,243	77,877	77,877	0	77,877	0	77,877
53 2120 FIN/AUD CONSUL.FEES	1,029,210	737,573	737,573	126,397	863,970	126,397	863,970
53 2140 INFORMATN TECHNOLOGY SVC	0	79,163	79,163	0	79,163	0	79,163
53 2170 ADMIN SERVICES	582,473	25,400	25,400	0	25,400	0	25,400
53 2184 JANITORIAL SER AGREEMENT	16,793	0	0	0	0	0	0
53 2191 DUAL EMP PYMT STATE AGEN	3,325	0	0	0	0	0	0
53 2199 MISC CONTRACTUAL SERVICE	7,058	19,752	19,752	0	19,752	0	19,752
53 2200 UTILITY/ENERGY SERVICES	47,434	48,689	48,689	1,247	49,936	2,545	51,234
53 2300 REPAIR SERVICES	2,614	3,500	3,500	0	3,500	0	3,500
53 2400 MAINTENANCE AGREEMENTS	24,793	46,411	24,411	0	24,411	0	24,411
53 2500 RENTALS/LEASES	438,256	546,677	540,677	0	540,677	0	540,677
53 2700 TRAVEL& OTHER EMPLOYEEEX	20,681	117,032	92,082	0	92,082	0	92,082
53 2800 COMM. & DATA PROCESSING	421,154	343,204	391,554	0	391,554	0	391,554
53 2900 OTHER SERVICES	10,789	7,047	13,047	0	13,047	0	13,047
TOTAL PURCHASED SERVICES	2,662,823	2,052,325	2,053,725	127,644	2,181,369	128,942	2,182,667
53 3100 GENERAL ADMIN SUPPLIES	107,809	160,993	160,993	0	160,993	0	160,993
53 3200 FACILITY/HARDWARE SUPP	4,285	0	1,500	0	1,500	0	1,500
53 3900 OTHER MATERIALS & SUPP	0	24,206	5,206	0	5,206	0	5,206
TOTAL SUPPLIES	112,094	185,199	167,699	0	167,699	0	167,699

FUND DETAIL

4410 -  
 14410 DHHS - Division of Central Management and Support  
 1012 Controller's Office

DESCRIPTION (1)	2001-2002 ACTUAL (2)	CERTIFIED (3)	2002-2003 AUTHORIZED (4)	INCR/DECR (5)	2003-2004 TOTAL (6)	INCR/DECR (7)	2004-2005 TOTAL (8)
REQUIREMENTS							
53 4500 EQUIPMENT	38,998	10,000	11,000	0	11,000	0	11,000
53 4700 INTANGIBLE ASSETS	6,495	0	5,000	0	5,000	0	5,000
TOTAL PROPERTY, PLANT & EQUIPMT	45,493	10,000	16,000	0	16,000	0	16,000
53 5600 ASSET & OTHER ADJUSTMENT	2,290,207	75	75	0	75	0	75
53 5800 OTHER ADMINSTRATIVE EXP	11,459	3,583	13,683	0	13,683	0	13,683
53 5900 OTHER EXPENSES	73	0	0	0	0	0	0
TOTAL OTHER EXPENSES & ADJUSTMEN	2,301,739	3,658	13,758	0	13,758	0	13,758
53 7102 EACH GRANT RESERVE	0	17,530	17,530	0	17,530	0	17,530
53 7170 RESERVE FOR SOS GRANTS	-19	0	0	0	0	0	0
TOTAL RESERVES	-19	17,530	17,530	0	17,530	0	17,530
53 8010 DEPENDENT CARE-OP TFR	8,915	0	0	0	0	0	0
TOTAL INTRAGOVERNMENTAL TRANSACT	8,915	0	0	0	0	0	0
TOTAL REQUIREMENTS	17,147,263	14,745,658	14,752,086	127,644	14,879,730	128,942	14,881,028
ESTIMATED RECEIPTS							
43 2996 PROVIDER MATCH	26,329	0	0	0	0	0	0
43 4150 B/E FOOD/VEND. CONS. SET	36,245	1,697	1,697	0	1,697	0	1,697
43 4320 SALE OF SURPLUS PROPERTY	75	75	75	0	75	0	75
43 7300 INDIRECT(OVERHD) COST RE	2,290,207	0	0	0	0	0	0
43 7990 OTHER MISC REV-PROGRAM	880	0	0	0	0	0	0
43 7993 ELECTR/DIGITAL TRAN FEE	183	0	0	0	0	0	0
43 81B1 TRANSFER FROM DDS	5,688	0	0	0	0	0	0
43 81C1 TRF FR B/C 14430-DPH	621,989	621,989	621,989	0	621,989	0	621,989
43 81D1 TRF FR B/C 14410-CMS	292,395	758	758	0	758	0	758
43 81E1 TRF FR B/C 14411-DOA	812	812	812	0	812	0	812
43 81F1 TRF FR B/C 14420-DCD	50,055	50,055	50,055	0	50,055	0	50,055
43 81G1 TRF FR B/C 14424-DEIE	48	0	0	0	0	0	0
43 81J1 TRF FR B/C 14440-DSS	272,125	230,451	230,451	0	230,451	0	230,451
43 81K1 TRF FR B/C 14445-DMA	266,548	266,547	266,547	0	266,547	0	266,547
43 81L1 TRF FR B/C 14450-DSB/DHH	19,192	19,196	19,196	0	19,196	0	19,196

FUND DETAIL

4410 -  
 14410 DHHS - Division of Central Management and Support  
 1012 Controller's Office

DESCRIPTION (1)	2001-2002 ACTUAL (2)	CERTIFIED (3)	2002-2003 AUTHORIZED (4)	INCR/DECR (5)	2003-2004 TOTAL (6)	INCR/DECR (7)	2004-2005 TOTAL (8)
ESTIMATED RECEIPTS							
43 81M1 TRF FR B/C 14470-DFS	3,239	207	207	0	207	0	207
43 81N1 TRF FR B/C 14480-DVR	31,167	37,019	37,019	0	37,019	0	37,019
43 81P1 TRF FR B/C 14460-DMH	38,985	39,085	39,085	0	39,085	0	39,085
53 8220 REIMBURSEMENT-DUAL EMP.	9,229	0	0	0	0	0	0
53 88AD STATE ADNIBN. EXPENSE	103,646	104,338	104,338	0	104,338	0	104,338
53 88CB WIC NUTRITION	68,406	102,372	102,372	5	102,377	11	102,383
53 881A REHAB SVCS. BASIC SUPP	251,082	298,945	298,945	0	298,945	0	298,945
53 883B MEDICARE	13,001	13,451	13,451	0	13,451	0	13,451
53 884B TITLE III B SUPP.SVCS.	23,516	30,969	30,969	0	30,969	0	30,969
53 884C TITLE III C1 MEALS	20,264	58,954	58,954	0	58,954	0	58,954
53 884D TITLE III C2 DEL.MEALS	5,598	13,234	13,234	0	13,234	0	13,234
53 884K TITLE V SR. EMPLOY.DOL	5,420	1,729	1,729	0	1,729	0	1,729
53 884V TIII E FAM CAREGIVER SUP	3,637	0	0	0	0	0	0
53 886A FED N903G	26,229	1,478	1,478	3	1,481	7	1,485
53 886C MEDICAID ADMIN.& TRGN.	497,039	562,732	565,944	28	565,972	58	566,002
53 8860 WAP-ENERGY	26,810	47,569	47,569	0	47,569	0	47,569
53 887E CHILD SUPPORT ENF.	432,154	412,409	412,409	45	412,454	91	412,500
53 887F CHILD WELFARE SVCS.	14,701	33,983	33,983	0	33,983	0	33,983
53 887G CWS FAMILY PRESERV.	15,489	13,266	13,266	0	13,266	0	13,266
53 887J REFUGEE CASH & MED.	11,880	13,436	13,436	1	13,437	3	13,439
53 887K IV-E FOSTER CARE ASSIST.	47,152	42,962	42,962	3	42,965	7	42,969
53 887L IV-E ADOPTION ASSISTANCE	13,184	8,147	8,147	2	8,149	3	8,150
53 887M DISABILITY DETERM.-SSA	968,295	698,873	698,873	106	698,979	217	699,090
53 887N IV-E INDEPENDENT LIVING	6,873	11,834	11,834	0	11,834	0	11,834
53 887P LOW INCOME ENERGY ASSIST	17,233	10,111	10,111	0	10,111	0	10,111
53 887Q SOCIAL SVCS. BLOCK GRANT	120,172	120,174	120,174	0	120,174	0	120,174
53 887W CHILD ABUSE & NEGLECT	6,085	6,957	6,957	0	6,957	0	6,957
53 888B JOB CORP	0	22,867	22,867	0	22,867	0	22,867
53 888C FOOD STAMPS USDA	158,159	298,870	298,870	10	298,880	21	298,891
53 889A SEC.110-BASIS SUPP. PROG	338,339	389,907	389,907	0	389,907	0	389,907
TOTAL RECEIPTS	7,159,755	4,587,458	4,590,670	203	4,590,873	418	4,591,088

FUND DETAIL

4410 -  
 14410 DHHS - Division of Central Management and Support  
 1012 Controller's Office

DESCRIPTION (1)	2001-2002 ACTUAL (2)	CERTIFIED (3)	2002-2003 AUTHORIZED (4)	INCR/DECR (5)	2003-2004 TOTAL (6)	INCR/DECR (7)	2004-2005 TOTAL (8)
NET APPROPRIATION	9,987,508	10,158,200	10,161,416	127,441	10,288,857	128,524	10,289,940

FUND DETAIL

4410 -  
 14410 DHHS - Division of Central Management and Support  
 1030 Citizen Services

DESCRIPTION (1)	2001-2002 ACTUAL (2)	CERTIFIED (3)	2002-2003 AUTHORIZED (4)	INCR/DECR (5)	2003-2004 TOTAL (6)	INCR/DECR (7)	2004-2005 TOTAL (8)
REQUIREMENTS							
53 1213 SPA SALARIES UNDESIGNATE	454,993	481,252	481,252	0	481,252	0	481,252
53 1463 LONGEVITY PAY-UNDESIGNAT	3,999	2,201	2,201	0	2,201	0	2,201
53 1513 SOCIAL SECURITY-UNDESIGD	33,074	36,984	36,984	0	36,984	0	36,984
53 1523 REG RETIRE CONTRIB-UNDES	22,973	14,649	14,649	0	14,649	0	14,649
53 1563 MED INS CONTRIB-UNDESIGD	36,412	39,326	39,326	0	39,326	0	39,326
TOTAL PERSONAL SERVICES	551,451	574,412	574,412	0	574,412	0	574,412
53 2170 ADMIN SERVICES	159	0	0	0	0	0	0
53 2300 REPAIR SERVICES	0	936	936	0	936	0	936
53 2400 MAINTENANCE AGREEMENTS	0	2,599	1,266	0	1,266	0	1,266
53 2500 RENTALS/LEASES	666	456	1,656	0	1,656	0	1,656
53 2700 TRAVEL& OTHER EMPLOYEEEX	0	11,820	11,820	0	11,820	0	11,820
53 2800 COMM. & DATA PROCESSING	39,524	38,599	38,599	0	38,599	0	38,599
53 2900 OTHER SERVICES	575	5,913	5,913	0	5,913	0	5,913
TOTAL PURCHASED SERVICES	40,924	60,323	60,190	0	60,190	0	60,190
53 3100 GENERAL ADMIN SUPPLIES	2,710	1,485	1,485	0	1,485	0	1,485
TOTAL SUPPLIES	2,710	1,485	1,485	0	1,485	0	1,485
53 4500 EQUIPMENT	5,785	1,063	1,063	0	1,063	0	1,063
53 4600 ART, OTHER ARTIFACTS&LIT	0	100	100	0	100	0	100
53 4700 INTANGIBLE ASSETS	0	440	440	0	440	0	440
TOTAL PROPERTY, PLANT & EQUIPMT	5,785	1,603	1,603	0	1,603	0	1,603
53 5800 OTHER ADMINSTRATIVE EXP	573	310	443	0	443	0	443
TOTAL OTHER EXPENSES & ADJUSTMEN	573	310	443	0	443	0	443
53 7170 RESERVE FOR SOS GRANTS	1	0	0	0	0	0	0
TOTAL RESERVES	1	0	0	0	0	0	0
53 8010 DEPENDENT CARE-OP TFR	432	0	0	0	0	0	0
TOTAL INTRAGOVERNMENTAL TRANSACT	432	0	0	0	0	0	0

FUND DETAIL

4410 -  
 14410 DHHS - Division of Central Management and Support  
 1030 Citizen Services

DESCRIPTION (1)	2001-2002 ACTUAL (2)	CERTIFIED (3)	2002-2003 AUTHORIZED (4)	INCR/DECR (5)	2003-2004 TOTAL (6)	INCR/DECR (7)	2004-2005 TOTAL (8)
-----							
TOTAL REQUIREMENTS	601,876	638,133	638,133	0	638,133	0	638,133
-----							
ESTIMATED RECEIPTS							
-----							
53 881A REHAB SVCS. BASIC SUPP	1,403	437	437	0	437	0	437
53 883B MEDICARE	348	0	0	0	0	0	0
53 884B TITLE III B SUPP.SVCS.	147	0	0	0	0	0	0
53 884D TITLE III C2 DEL.MEALS	82	114	114	0	114	0	114
53 886C MEDICAID ADMIN.& TRGN.	146,804	227,855	227,855	0	227,855	0	227,855
53 887E CHILD SUPPORT ENF.	2,438	10,078	10,078	0	10,078	0	10,078
53 887K IV-E FOSTER CARE ASSIST.	79	418	418	0	418	0	418
53 887L IV-E ADOPTION ASSISTANCE	215	3,686	3,686	0	3,686	0	3,686
53 887M DISABILITY DETERM.-SSA	3,853	0	0	0	0	0	0
53 887P LOW INCOME ENERGY ASSIST	7,567	0	0	0	0	0	0
53 887W CHILD ABUSE & NEGLECT	2,745	8,413	8,413	0	8,413	0	8,413
53 888C FOOD STAMPS USDA	7,757	23,289	23,289	0	23,289	0	23,289
53 889A SEC.110-BASIS SUPP. PROG	3,170	3,175	3,175	0	3,175	0	3,175
-----							
TOTAL RECEIPTS	176,608	277,465	277,465	0	277,465	0	277,465
-----							
NET APPROPRIATION	425,268	360,668	360,668	0	360,668	0	360,668

FUND DETAIL

4410 -  
 14410 DHHS - Division of Central Management and Support  
 1110 NC Council on Developmental Disabilities

DESCRIPTION (1)	2001-2002 ACTUAL (2)	CERTIFIED (3)	2002-2003 AUTHORIZED (4)	INCR/DECR (5)	2003-2004 TOTAL (6)	INCR/DECR (7)	2004-2005 TOTAL (8)
REQUIREMENTS							
53 1211 SPA-REG SALARIES-APPRO	54,467	54,411	54,411	0	54,411	0	54,411
53 1212 SPA-REG SALARIES-RECPT	422,689	422,356	422,356	0	422,356	0	422,356
53 1461 EPA&SPA-LONGVTY PAY-APPR	1,168	1,735	1,735	0	1,735	0	1,735
53 1462 EPA&SPA-LONGVTY PAY-REC	5,552	8,205	8,205	0	8,205	0	8,205
53 1511 SOCIAL SEC CONTRIB-APPRO	3,968	4,295	4,295	0	4,295	0	4,295
53 1512 SOCIAL SEC CONTRIB-RECPT	31,421	32,939	32,939	0	32,939	0	32,939
53 1521 REG RETIRE CONTRIB-APPRO	2,785	1,701	1,701	0	1,701	0	1,701
53 1522 REG RETIRE CONTRIB-RECPT	21,422	13,046	13,046	0	13,046	0	13,046
53 1561 MED INS CONTRIB-APPRO	4,107	4,231	4,231	0	4,231	0	4,231
53 1562 MED INS CONTRIB-RECPTS	21,010	25,662	25,662	0	25,662	0	25,662
53 1651 COMPENSATION TO BOARD ME	1,860	2,000	2,000	0	2,000	0	2,000
TOTAL PERSONAL SERVICES	570,449	570,581	570,581	0	570,581	0	570,581
53 2170 ADMIN SERVICES	32,978	7,000	7,000	0	7,000	0	7,000
53 2199 MISC CONTRACTUAL SERVICE	41,055	4,349	4,349	0	4,349	0	4,349
53 2400 MAINTENANCE AGREEMENTS	1,340	1,638	600	0	600	0	600
53 2500 RENTALS/LEASES	54,814	55,385	66,094	0	66,094	0	66,094
53 2700 TRAVEL& OTHER EMPLOYEEX	45,939	51,133	47,037	0	47,037	0	47,037
53 2800 COMM. & DATA PROCESSING	11,564	11,764	10,308	0	10,308	0	10,308
53 2900 OTHER SERVICES	5,786	7,650	6,623	0	6,623	0	6,623
TOTAL PURCHASED SERVICES	193,476	138,919	142,011	0	142,011	0	142,011
53 3100 GENERAL ADMIN SUPPLIES	5,826	2,155	1,979	0	1,979	0	1,979
TOTAL SUPPLIES	5,826	2,155	1,979	0	1,979	0	1,979
53 4500 EQUIPMENT	11,937	4,391	758	0	758	0	758
53 4600 ART, OTHER ARTIFACTS&LIT	144	283	274	0	274	0	274
53 4700 INTANGIBLE ASSETS	0	600	600	0	600	0	600
TOTAL PROPERTY, PLANT & EQUIPMT	12,081	5,274	1,632	0	1,632	0	1,632
53 5800 OTHER ADMINSTRATIVE EXP	10,928	10,069	10,795	0	10,795	0	10,795
TOTAL OTHER EXPENSES & ADJUSTMEN	10,928	10,069	10,795	0	10,795	0	10,795
53 6470 DDSA NON-GOV. UNITS	1,395,823	1,467,341	1,467,341	0	1,467,341	0	1,467,341
53 6471 DDSA OTHER GOV. UNITS	491,144	675,731	675,731	0	675,731	0	675,731
53 6920 AID TO EDUCATIONAL INSTI	5,326	5,918	5,918	0	5,918	0	5,918

FUND DETAIL

4410 -  
 14410 DHHS - Division of Central Management and Support  
 1110 NC Council on Developmental Disabilities

DESCRIPTION (1)	2001-2002 ACTUAL (2)	CERTIFIED (3)	2002-2003 AUTHORIZED (4)	INCR/DECR (5)	2003-2004 TOTAL (6)	INCR/DECR (7)	2004-2005 TOTAL (8)
REQUIREMENTS							
TOTAL AID & PUBLIC ASSISTANCE	1,892,293	2,148,990	2,148,990	0	2,148,990	0	2,148,990
53 8010 DEPENDENT CARE-OP TFR	571	0	0	0	0	0	0
TOTAL INTRAGOVERNMENTAL TRANSACT	571	0	0	0	0	0	0
TOTAL REQUIREMENTS	2,685,624	2,875,988	2,875,988	0	2,875,988	0	2,875,988
ESTIMATED RECEIPTS							
43 2203 LOCAL INKIND MATCH	682,192	795,174	795,174	0	795,174	0	795,174
43 2204 LOCAL MATCH	-166,406	124,054	124,054	0	124,054	0	124,054
43 2205 LOCAL SHARE OF EXPENDITU	314,976	115,638	115,638	0	115,638	0	115,638
43 2402 UCP OF AMERICA	56,450	0	0	0	0	0	0
53 8820 DEV DISABILITIES SUP	1,687,615	1,753,734	1,753,734	0	1,753,734	0	1,753,734
53 8829 REAL CHOICE SYSTEM GRANT	23,911	0	0	0	0	0	0
TOTAL RECEIPTS	2,598,738	2,788,600	2,788,600	0	2,788,600	0	2,788,600
NET APPROPRIATION	86,886	87,388	87,388	0	87,388	0	87,388



FUND DETAIL

4410 -  
 14410 DHHS - Division of Central Management and Support  
 1210 Human Resources

DESCRIPTION (1)	2001-2002 ACTUAL (2)	CERTIFIED (3)	2002-2003 AUTHORIZED (4)	INCR/DECR (5)	2003-2004 TOTAL (6)	INCR/DECR (7)	2004-2005 TOTAL (8)
REQUIREMENTS							
53 1211 SPA-REG SALARIES-APPRO	1,938,260	1,902,147	1,763,570	0	1,763,570	0	1,763,570
53 1221 TIME LIMITED SAL APPROP	33,340	625	625	0	625	0	625
53 1311 REG(N S) TEMP WAGES-APPR	12,427	0	0	0	0	0	0
53 1461 EPA&SPA-LONGVTY PAY-APPR	63,165	57,444	57,444	0	57,444	0	57,444
53 1511 SOCIAL SEC CONTRIB-APPRO	162,818	149,166	138,564	0	138,564	0	138,564
53 1521 REG RETIRE CONTRIB-APPRO	97,673	64,856	54,974	0	54,974	0	54,974
53 1561 MED INS CONTRIB-APPRO	121,549	111,028	104,260	0	104,260	0	104,260
53 1621 SEVERANCE SAL.CONT.APPR	137,608	0	0	0	0	0	0
53 1631 WRKER COMP-MED PAYMENTS	77	0	0	0	0	0	0
<b>TOTAL PERSONAL SERVICES</b>	<b>2,566,917</b>	<b>2,285,266</b>	<b>2,119,437</b>	<b>0</b>	<b>2,119,437</b>	<b>0</b>	<b>2,119,437</b>
53 2170 ADMIN SERVICES	14,584	0	0	0	0	0	0
53 2181 WORKSHOP/CONF.EXP.F/SVC.	3,983	0	4,916	0	4,916	0	4,916
53 2199 MISC CONTRACTUAL SERVICE	0	3,580	3,266	0	3,266	0	3,266
53 2300 REPAIR SERVICES	0	587	587	0	587	0	587
53 2400 MAINTENANCE AGREEMENTS	1,981	4,825	4,226	0	4,226	0	4,226
53 2500 RENTALS/LEASES	4,338	7,922	9,152	0	9,152	0	9,152
53 2700 TRAVEL& OTHER EMPLOYEEX	5,219	16,515	11,726	0	11,726	0	11,726
53 2800 COMM. & DATA PROCESSING	41,959	25,814	25,873	0	25,873	0	25,873
53 2900 OTHER SERVICES	1,060	9,229	12,057	0	12,057	0	12,057
<b>TOTAL PURCHASED SERVICES</b>	<b>73,124</b>	<b>68,472</b>	<b>71,803</b>	<b>0</b>	<b>71,803</b>	<b>0</b>	<b>71,803</b>
53 3100 GENERAL ADMIN SUPPLIES	8,761	13,139	13,126	0	13,126	0	13,126
53 3300 VEHICLE/EQUIP OPER SUPPL	12	0	12	0	12	0	12
53 3400 FOOD SUPPLIES	0	135	77	0	77	0	77
53 3900 OTHER MATERIALS & SUPP	332	0	0	0	0	0	0
<b>TOTAL SUPPLIES</b>	<b>9,105</b>	<b>13,274</b>	<b>13,215</b>	<b>0</b>	<b>13,215</b>	<b>0</b>	<b>13,215</b>
53 4500 EQUIPMENT	2,703	14,670	15,145	0	15,145	0	15,145
53 4600 ART, OTHER ARTIFACTS&LIT	0	331	253	0	253	0	253
53 4700 INTANGIBLE ASSETS	644	3,799	3,981	0	3,981	0	3,981
<b>TOTAL PROPERTY, PLANT &amp; EQUIPMT</b>	<b>3,347</b>	<b>18,800</b>	<b>19,379</b>	<b>0</b>	<b>19,379</b>	<b>0</b>	<b>19,379</b>
53 5800 OTHER ADMINSTRATIVE EXP	2,841	9,421	6,266	0	6,266	0	6,266
<b>TOTAL OTHER EXPENSES &amp; ADJUSTMEN</b>	<b>2,841</b>	<b>9,421</b>	<b>6,266</b>	<b>0</b>	<b>6,266</b>	<b>0</b>	<b>6,266</b>

FUND DETAIL

4410 -  
 14410 DHHS - Division of Central Management and Support  
 1210 Human Resources

DESCRIPTION (1)	2001-2002 ACTUAL (2)	CERTIFIED (3)	2002-2003 AUTHORIZED (4)	INCR/DECR (5)	2003-2004 TOTAL (6)	INCR/DECR (7)	2004-2005 TOTAL (8)
REQUIREMENTS							
53 8010 DEPENDENT CARE-OP TFR	1,899	0	0	0	0	0	0
TOTAL INTRAGOVERNMENTAL TRANSACT	1,899	0	0	0	0	0	0
TOTAL REQUIREMENTS	2,657,233	2,395,233	2,230,100	0	2,230,100	0	2,230,100
ESTIMATED RECEIPTS							
43 5600 REGISTRATION FEES	15,735	9,308	10,880	0	10,880	0	10,880
43 81B1 TRANSFER FROM DDS	5	0	0	0	0	0	0
43 81C1 TRF FR B/C 14430-DPH	0	105,706	0	0	0	0	0
43 81G1 TRF FR B/C 14424-DEIE	200,000	0	0	0	0	0	0
53 8376 PRINT REC - DEIE	92	0	0	0	0	0	0
53 8391 REIMB. COPIER COST	1,632	14,042	14,042	0	14,042	0	14,042
TOTAL RECEIPTS	217,464	129,056	24,922	0	24,922	0	24,922
NET APPROPRIATION	2,439,769	2,266,177	2,205,178	0	2,205,178	0	2,205,178

FUND DETAIL

4410 -  
 14410 DHHS - Division of Central Management and Support  
 1310 Office of Economic Opportunity

DESCRIPTION (1)	2001-2002 ACTUAL (2)	CERTIFIED (3)	2002-2003 AUTHORIZED (4)	INCR/DECR (5)	2003-2004 TOTAL (6)	INCR/DECR (7)	2004-2005 TOTAL (8)
REQUIREMENTS							
53 1212 SPA-REG SALARIES-RECPT	249,969	264,944	264,944	0	264,944	0	264,944
53 1213 SPA SALARIES UNDESIGNATE	169,596	170,247	170,247	0	170,247	0	170,247
53 1312 REG(N S) TEMP WAGES-RECP	0	1,746	1,746	0	1,746	0	1,746
53 1462 EPA&SPA-LONGVTY PAY-REC	5,230	4,051	4,051	0	4,051	0	4,051
53 1463 LONGEVITY PAY-UNDESIGNAT	4,348	3,300	3,300	0	3,300	0	3,300
53 1512 SOCIAL SEC CONTRIB-RECPT	19,181	20,578	20,578	0	20,578	0	20,578
53 1513 SOCIAL SECURITY-UNDESIGD	12,213	13,276	13,276	0	13,276	0	13,276
53 1522 REG RETIRE CONTRIB-RECPT	12,719	8,151	8,151	0	8,151	0	8,151
53 1523 REG RETIRE CONTRIB-UNDES	8,694	5,312	5,312	0	5,312	0	5,312
53 1562 MED INS CONTRIB-RECPTS	13,441	17,598	17,598	0	17,598	0	17,598
53 1563 MED INS CONTRIB-UNDESIGD	11,053	11,732	11,732	0	11,732	0	11,732
53 1652 COMP.TO OTHER ELECTED OF	312	0	0	0	0	0	0
TOTAL PERSONAL SERVICES	506,756	520,935	520,935	0	520,935	0	520,935
53 2170 ADMIN SERVICES	17,671	0	0	0	0	0	0
53 2199 MISC CONTRACTUAL SERVICE	15,458	283,794	283,794	0	283,794	0	283,794
53 2300 REPAIR SERVICES	0	2,000	1,300	0	1,300	0	1,300
53 2400 MAINTENANCE AGREEMENTS	1,501	3,062	1,562	0	1,562	0	1,562
53 2500 RENTALS/LEASES	34,163	44,974	49,974	0	49,974	0	49,974
53 2700 TRAVEL& OTHER EMPLOYEEX	22,871	54,354	50,404	0	50,404	0	50,404
53 2800 COMM. & DATA PROCESSING	28,058	31,877	35,163	0	35,163	0	35,163
53 2900 OTHER SERVICES	7,192	13,826	11,340	0	11,340	0	11,340
TOTAL PURCHASED SERVICES	126,914	433,887	433,537	0	433,537	0	433,537
53 3100 GENERAL ADMIN SUPPLIES	13,219	18,339	20,239	0	20,239	0	20,239
53 3700 EDUCATIONAL SUPPLIES	375	0	0	0	0	0	0
53 3900 OTHER MATERIALS & SUPP	0	1,250	250	0	250	0	250
TOTAL SUPPLIES	13,594	19,589	20,489	0	20,489	0	20,489
53 4500 EQUIPMENT	14,847	14,094	17,044	0	17,044	0	17,044
53 4600 ART, OTHER ARTIFACTS&LIT	0	1,750	1,250	0	1,250	0	1,250
TOTAL PROPERTY, PLANT & EQUIPMT	14,847	15,844	18,294	0	18,294	0	18,294
53 5800 OTHER ADMINSTRATIVE EXP	6,152	8,750	5,750	0	5,750	0	5,750
TOTAL OTHER EXPENSES & ADJUSTMEN	6,152	8,750	5,750	0	5,750	0	5,750

FUND DETAIL

4410 -  
 14410 DHHS - Division of Central Management and Support  
 1310 Office of Economic Opportunity

DESCRIPTION (1)	2001-2002 ACTUAL (2)	CERTIFIED (3)	2002-2003 AUTHORIZED (4)	INCR/DECR (5)	2003-2004 TOTAL (6)	INCR/DECR (7)	2004-2005 TOTAL (8)
REQUIREMENTS							
53 6304 CSBG FOOD & NUTRITION	88,418	88,553	88,553	0	88,553	0	88,553
53 6306 CSA BLOCK GRANT	13,745,694	16,115,138	16,115,138	0	16,115,138	0	16,115,138
53 6411 EMERGENCY SHELTER-HUD GR	2,163,479	2,201,150	2,201,150	0	2,201,150	0	2,201,150
53 6418 AID TO COMM ACTION AGENC	6,222	0	0	0	0	0	0
53 6419 REACH PAYMENTS	2,049	0	0	0	0	0	0
53 6908 ELDERLY AND HANDICAPPED	54,118	54,128	54,128	0	54,128	0	54,128
TOTAL AID & PUBLIC ASSISTANCE	16,059,980	18,458,969	18,458,969	0	18,458,969	0	18,458,969
53 7170 RESERVE FOR SOS GRANTS	1	0	0	0	0	0	0
TOTAL RESERVES	1	0	0	0	0	0	0
53 8010 DEPENDENT CARE-OP TFR	327	0	0	0	0	0	0
TOTAL INTRAGOVERNMENTAL TRANSACT	327	0	0	0	0	0	0
TOTAL REQUIREMENTS	16,728,571	19,457,974	19,457,974	0	19,457,974	0	19,457,974
ESTIMATED RECEIPTS							
53 8852 FOOD & NUTRITION	88,418	88,553	88,553	0	88,553	0	88,553
53 8854 CSA BLOCK GRANT	14,282,575	16,958,279	16,958,279	0	16,958,279	0	16,958,279
53 8856 DIV OF EO-EMERG SHELTER	2,278,487	2,316,861	2,316,861	0	2,316,861	0	2,316,861
53 8859 REACH GRANT	2,049	0	0	0	0	0	0
53 8865 T&TA & CAPACITY BLD GR	13,942	0	0	0	0	0	0
53 887Q SOCIAL SVCS. BLOCK GRANT	40,588	41,302	41,302	0	41,302	0	41,302
43 8980 TRANSFER FR PREVIOUS FY	21,133	0	0	0	0	0	0
TOTAL RECEIPTS	16,727,192	19,404,995	19,404,995	0	19,404,995	0	19,404,995

FUND DETAIL

4410 -  
 14410 DHHS - Division of Central Management and Support  
 1310 Office of Economic Opportunity

DESCRIPTION (1)	2001-2002 ACTUAL (2)	CERTIFIED (3)	2002-2003 AUTHORIZED (4)	INCR/DECR (5)	2003-2004 TOTAL (6)	INCR/DECR (7)	2004-2005 TOTAL (8)
NET APPROPRIATION	1,379	52,979	52,979	0	52,979	0	52,979

FUND DETAIL

4410 -  
 14410 DHHS - Division of Central Management and Support  
 1311 Residential Energy Conservation Assistance Program

DESCRIPTION (1)	2001-2002 ACTUAL (2)	CERTIFIED (3)	2002-2003 AUTHORIZED (4)	INCR/DECR (5)	2003-2004 TOTAL (6)	INCR/DECR (7)	2004-2005 TOTAL (8)
REQUIREMENTS							
53 1212 SPA-REG SALARIES-RECPT	123,765	223,264	223,264	0	223,264	0	223,264
53 1462 EPA&SPA-LONGVTY PAY-REC	996	2,568	2,568	0	2,568	0	2,568
53 1512 SOCIAL SEC CONTRIB-RECPT	9,447	17,079	17,079	0	17,079	0	17,079
53 1522 REG RETIRE CONTRIB-RECPT	6,238	6,843	6,843	0	6,843	0	6,843
53 1562 MED INS CONTRIB-RECPTS	7,688	14,665	14,665	0	14,665	0	14,665
TOTAL PERSONAL SERVICES	148,134	264,419	264,419	0	264,419	0	264,419
53 2170 ADMIN SERVICES	41,596	0	0	0	0	0	0
53 2199 MISC CONTRACTUAL SERVICE	1,000	55,819	55,819	0	55,819	0	55,819
53 2300 REPAIR SERVICES	1,430	272	272	0	272	0	272
53 2400 MAINTENANCE AGREEMENTS	0	785	785	0	785	0	785
53 2500 RENTALS/LEASES	13,670	25,675	26,615	0	26,615	0	26,615
53 2700 TRAVEL& OTHER EMPLOYEEEX	9,858	25,648	18,708	0	18,708	0	18,708
53 2800 COMM. & DATA PROCESSING	14,443	11,313	11,313	0	11,313	0	11,313
53 2900 OTHER SERVICES	1,515	3,758	3,758	0	3,758	0	3,758
TOTAL PURCHASED SERVICES	83,512	123,270	117,270	0	117,270	0	117,270
53 3100 GENERAL ADMIN SUPPLIES	9,140	558	8,558	0	8,558	0	8,558
53 3900 OTHER MATERIALS & SUPP	0	279	279	0	279	0	279
TOTAL SUPPLIES	9,140	837	8,837	0	8,837	0	8,837
53 4500 EQUIPMENT	0	4,319	4,319	0	4,319	0	4,319
TOTAL PROPERTY, PLANT & EQUIPMT	0	4,319	4,319	0	4,319	0	4,319
53 5800 OTHER ADMINSTRATIVE EXP	2,279	16,154	14,154	0	14,154	0	14,154
53 5900 OTHER EXPENSES	0	100	100	0	100	0	100
TOTAL OTHER EXPENSES & ADJUSTMEN	2,279	16,254	14,254	0	14,254	0	14,254
53 6390 GRANTS TO SUBGRANTEES	112,605	114,185	114,185	0	114,185	0	114,185
53 6391 SINGLE AUDITS	26,926	20,026	20,026	0	20,026	0	20,026
53 6392 SUBGRANTEE ADMIN.	516,328	507,701	507,701	0	507,701	0	507,701
53 6393 SUBGRANTEE PROG. SUPPORT	34,584	0	0	0	0	0	0
53 6394 SUBGRANTEE MATERIAL	3,202,615	3,383,959	3,383,959	0	3,383,959	0	3,383,959
53 6395 SUBGRANTEE LABOR	141,080	0	0	0	0	0	0
53 6396 SUBGRANTEE LIAB. INS.	23,415	16,848	16,848	0	16,848	0	16,848
53 6398 PROGRAM OPERATIONS	4,906,577	5,113,151	5,113,151	0	5,113,151	0	5,113,151

FUND DETAIL

4410 -  
 14410 DHHS - Division of Central Management and Support  
 1311 Residential Energy Conservation Assistance Program

DESCRIPTION (1)	2001-2002 ACTUAL (2)	CERTIFIED (3)	2002-2003 AUTHORIZED (4)	INCR/DECR (5)	2003-2004 TOTAL (6)	INCR/DECR (7)	2004-2005 TOTAL (8)
REQUIREMENTS							
-----							
TOTAL AID & PUBLIC ASSISTANCE	8,964,130	9,155,870	9,155,870	0	9,155,870	0	9,155,870
-----							
53 7101 AGENCY RESERVE	0	30,255	30,255	0	30,255	0	30,255
53 7121 RESERVE - ENERGY SUB-GRT	0	119,454	119,454	0	119,454	0	119,454
53 7170 RESERVE FOR SOS GRANTS	-1	0	0	0	0	0	0
-----							
TOTAL RESERVES	-1	149,709	149,709	0	149,709	0	149,709
-----							
53 8010 DEPENDENT CARE-OP TFR	35	0	0	0	0	0	0
53 819B TRF TO B/C 14600-COM	4,256	0	0	0	0	0	0
-----							
TOTAL INTRAGOVERNMENTAL TRANSACT	4,291	0	0	0	0	0	0
-----							
TOTAL REQUIREMENTS	9,211,485	9,714,678	9,714,678	0	9,714,678	0	9,714,678
-----							
ESTIMATED RECEIPTS							
-----							
43 7990 OTHER MISC REV-PROGRAM	344	0	0	0	0	0	0
43 819A TRF FR B/C 14110-ADMIN	1,269,642	1,000,000	1,000,000	0	1,000,000	0	1,000,000
43 819Q TRF FR B/C 13005-OSBM	40,095	394,091	394,091	0	394,091	0	394,091
53 8860 WAP-ENERGY	2,442,634	2,753,006	2,753,006	0	2,753,006	0	2,753,006
53 8861 ENERGY TECH TRAINING CTR	4,256	0	0	0	0	0	0
53 887P LOW INCOME ENERGY ASSIST	5,454,855	5,567,581	5,567,581	0	5,567,581	0	5,567,581
-----							
TOTAL RECEIPTS	9,211,826	9,714,678	9,714,678	0	9,714,678	0	9,714,678
-----							
NET APPROPRIATION	-341	0	0	0	0	0	0

FUND DETAIL

4410 -  
 14410 DHHS - Division of Central Management and Support  
 1410 Information Systems Services

DESCRIPTION (1)	2001-2002 ACTUAL (2)	CERTIFIED (3)	2002-2003 AUTHORIZED (4)	INCR/DECR (5)	2003-2004 TOTAL (6)	INCR/DECR (7)	2004-2005 TOTAL (8)
REQUIREMENTS							
53 1213 SPA SALARIES UNDESIGNATE	7,679,531	8,113,369	8,113,369	0	8,113,369	0	8,113,369
53 1413 OT PAY UNDESIGNATED	97,595	0	0	0	0	0	0
53 1423 HOLIDAY PAY UNDESIGNATED	745	0	0	0	0	0	0
53 1433 SHIFT 10% PREM PAY UND	12,112	0	0	0	0	0	0
53 1443 CALLBK/STBY PREM PAY	49,675	0	0	0	0	0	0
53 1452 DUAL EMPLOY.WAGES-RECEIP	218	0	0	0	0	0	0
53 1463 LONGEVITY PAY-UNDESIGNAT	115,416	71,553	71,553	0	71,553	0	71,553
53 1512 SOCIAL SEC CONTRIB-RECPT	16	0	0	0	0	0	0
53 1513 SOCIAL SECURITY-UNDESIGD	589,459	621,116	621,116	0	621,116	0	621,116
53 1523 REG RETIRE CONTRIB-UNDES	397,859	248,003	248,003	0	248,003	0	248,003
53 1563 MED INS CONTRIB-UNDESIGD	340,208	425,480	425,480	0	425,480	0	425,480
53 1625 ST DISABILITY PMT	15,737	0	0	0	0	0	0
53 1631 WRKER COMP-MED PAYMENTS	90,786	5,971	5,971	0	5,971	0	5,971
TOTAL PERSONAL SERVICES	9,389,357	9,485,492	9,485,492	0	9,485,492	0	9,485,492
53 2110 LEGAL SERVICES	90,793	0	0	0	0	0	0
53 2170 ADMIN SERVICES	514,238	0	0	0	0	0	0
53 2199 MISC CONTRACTUAL SERVICE	21,847,601	3,829,173	3,829,173	15,791,347	19,620,520	15,791,347	19,620,520
53 2200 UTILITY/ENERGY SERVICES	8,172	0	0	0	0	0	0
53 2300 REPAIR SERVICES	30,268	7,073	7,073	0	7,073	0	7,073
53 2400 MAINTENANCE AGREEMENTS	403,399	522,655	522,655	3,275,988	3,798,643	3,275,988	3,798,643
53 2500 RENTALS/LEASES	201,475	4,775	4,775	0	4,775	0	4,775
53 2700 TRAVEL& OTHER EMPLOYEEEX	55,824	63,331	63,331	0	63,331	0	63,331
53 2800 COMM. & DATA PROCESSING	28,276,509	12,197,702	12,197,702	18,514,347	30,712,049	20,038,544	32,236,246
53 2900 OTHER SERVICES	10,805	20,320	20,320	0	20,320	0	20,320
TOTAL PURCHASED SERVICES	51,439,084	16,645,029	16,645,029	37,581,682	54,226,711	39,105,879	55,750,908
53 3100 GENERAL ADMIN SUPPLIES	702,162	331,295	331,295	500,000	831,295	500,000	831,295
53 3200 FACILITY/HARDWARE SUPP	822	0	0	0	0	0	0
53 3300 VEHICLE/EQUIP OPER SUPPL	420	450	450	0	450	0	450
53 3900 OTHER MATERIALS & SUPP	1,120	0	0	0	0	0	0
TOTAL SUPPLIES	704,524	331,745	331,745	500,000	831,745	500,000	831,745
53 4500 EQUIPMENT	179,717	138,199	138,199	0	138,199	0	138,199
53 4600 ART, OTHER ARTIFACTS&LIT	98	1,200	1,200	0	1,200	0	1,200
53 4700 INTANGIBLE ASSETS	114,864	63,592	63,592	450,000	513,592	450,000	513,592
TOTAL PROPERTY, PLANT & EQUIPMT	294,679	202,991	202,991	450,000	652,991	450,000	652,991



FUND DETAIL

4410 -  
 14410 DHHS - Division of Central Management and Support  
 1410 Information Systems Services

DESCRIPTION (1)	2001-2002 ACTUAL (2)	CERTIFIED (3)	2002-2003 AUTHORIZED (4)	INCR/DECR (5)	2003-2004 TOTAL (6)	INCR/DECR (7)	2004-2005 TOTAL (8)
REQUIREMENTS							
53 5600 ASSET & OTHER ADJUSTMENT	2,057,777	0	0	0	0	0	0
53 5800 OTHER ADMINSTRATIVE EXP	14,733	4,239	4,239	0	4,239	0	4,239
53 5900 OTHER EXPENSES	1,838	1,368	1,368	0	1,368	0	1,368
TOTAL OTHER EXPENSES & ADJUSTMEN	2,074,348	5,607	5,607	0	5,607	0	5,607
53 7170 RESERVE FOR SOS GRANTS	7	0	0	0	0	0	0
53 7171 ALLC SAL & FRINGES IN/OU	-72,871	0	0	0	0	0	0
53 7172 ALLC SPVR/TEAM EXP IN/OU	-47,509	0	0	0	0	0	0
53 7173 ALLC OTHER EXP IN/OUT	-80,179	0	0	0	0	0	0
53 7174 ALLC DP/PRINT COST IN/OU	-125,472	0	0	0	0	0	0
53 7175 ALLC CHAP BLD CST IN/OUT	117,559	0	0	0	0	0	0
TOTAL RESERVES	-208,465	0	0	0	0	0	0
53 8010 DEPENDENT CARE-OP TFR	5,154	0	0	0	0	0	0
53 81K1 TRF FR B/C 14445-DMA	479,866	0	0	0	0	0	0
TOTAL INTRAGOVERNMENTAL TRANSACT	485,020	0	0	0	0	0	0
TOTAL REQUIREMENTS	64,178,547	26,670,864	26,670,864	38,531,682	65,202,546	40,055,879	66,726,743
ESTIMATED RECEIPTS							
43 2206 LOCAL RECEIPTS	83,938	92,570	92,570	0	92,570	0	92,570
43 2403 DP ACCESS FEE-NON ST.	170	4,185	4,185	0	4,185	0	4,185
43 4150 B/E FOOD/VEND. CONS. SET	17,864	0	0	0	0	0	0
43 7300 INDIRECT(OVERHD) COST RE	2,057,777	0	0	0	0	0	0
43 7990 OTHER MISC REV-PROGRAM	0	6,507	6,507	0	6,507	0	6,507
43 81C1 TRF FR B/C 14430-DPH	762,236	35,432	35,432	0	35,432	0	35,432
43 81D1 TRF FR B/C 14410-CMS	1,573,331	0	0	0	0	0	0
43 81E1 TRF FR B/C 14411-DOA	145,134	0	0	0	0	0	0
43 81F1 TRF FR B/C 14420-DCD	500,000	0	0	0	0	0	0
43 81J1 TRF FR B/C 14440-DSS	1,938,313	9,363	9,363	0	9,363	0	9,363
43 81K1 TRF FR B/C 14445-DMA	85,860	0	0	0	0	0	0
43 81K3 TRNS FROM B/C 14446	1,673	0	0	0	0	0	0
43 81L1 TRF FR B/C 14450-DSB/DHH	0	34,369	34,369	0	34,369	0	34,369
43 81M1 TRF FR B/C 14470-DFS	951,103	0	0	0	0	0	0
43 81P1 TRF FR B/C 14460-DMH	9,423,330	0	0	0	0	0	0

FUND DETAIL

4410 -  
 14410 DHHS - Division of Central Management and Support  
 1410 Information Systems Services

DESCRIPTION (1)	2001-2002 ACTUAL (2)	CERTIFIED (3)	2002-2003 AUTHORIZED (4)	INCR/DECR (5)	2003-2004 TOTAL (6)	INCR/DECR (7)	2004-2005 TOTAL (8)
ESTIMATED RECEIPTS							
53 8220 REIMBURSEMENT-DUAL EMP.	234	0	0	0	0	0	0
53 88AD STATE ADNIBN. EXPENSE	289,378	9,411	9,411	0	9,411	0	9,411
53 88AJ IMMUNIZATION PROGRAM	225,733	54,400	54,400	0	54,400	0	54,400
53 88AK TITLE X FAM. PLANNING	3,489	1,137	1,137	0	1,137	0	1,137
53 88AV EPA-STATE LEAD PRG. GRT	0	29,250	29,250	0	29,250	0	29,250
53 88CB WIC NUTRITION	1,458,315	137,110	137,110	923,060	1,060,170	984,790	1,121,900
53 88CM CARDIOVASCULAR DIS PREV	35,000	0	0	0	0	0	0
53 88CW EPI & LAB CAP INFEC	12,632	0	0	0	0	0	0
53 881A REHAB SVCS. BASIC SUPP	257,559	274,394	274,394	0	274,394	0	274,394
53 8810 TITLE,VI PART C 11012112	0	1,042	1,042	0	1,042	0	1,042
53 882E CHILD CARE&DEVELOP FUNDS	0	149	149	0	149	0	149
53 882F CHILD CARE/DEV.FUNDS/MAT	749,999	101,161	101,161	643,543	744,704	643,543	744,704
53 882H CHILD CARE DEV./DISCRETI	0	478	478	0	478	0	478
53 8820 DEV DISABILITIES SUP	441	2,877	2,877	0	2,877	0	2,877
53 883B MEDICARE	9,698	9,697	9,697	0	9,697	0	9,697
53 884B TITLE III B SUPP.SVCS.	0	2,828	2,828	0	2,828	0	2,828
53 884C TITLE III C1 MEALS	0	6,020	6,020	0	6,020	0	6,020
53 884D TITLE III C2 DEL.MEALS	0	1,301	1,301	0	1,301	0	1,301
53 884E TITLE III D SVCS.	0	117	117	0	117	0	117
53 884G TITLE III ELDER ABUSE	0	1,148	1,148	0	1,148	0	1,148
53 884K TITLE V SR. EMPLOY.DOL	0	35	35	0	35	0	35
53 885C EHA INFANT & TODDLERS GR	0	827	827	0	827	0	827
53 885G N.C MANAGED CARE	0	7,472	7,472	0	7,472	0	7,472
53 885V NIDA CONTRACT	0	2,625	2,625	0	2,625	0	2,625
53 8854 CSA BLOCK GRANT	0	4,218	4,218	0	4,218	0	4,218
53 8856 DIV OF EO-EMERG SHELTER	0	380	380	0	380	0	380
53 886A FED N903G	14,525	43	43	4,622	4,665	4,622	4,665
53 886C MEDICAID ADMIN.& TRGN.	5,213,907	1,599,173	1,599,173	4,686,545	6,285,718	4,883,014	6,482,187
53 886D CHIP GRANT - FED. FUNDS	4,794	21	21	0	21	0	21
53 887E CHILD SUPPORT ENF.	9,679,122	4,255,617	4,255,617	6,860,008	11,115,625	7,226,074	11,481,691
53 887F CHILD WELFARE SVCS.	166,638	147,357	147,357	0	147,357	0	147,357
53 887G CWS FAMILY PRESERV.	3,374	5,596	5,596	0	5,596	0	5,596
53 887J REFUGEE CASH & MED.	64,668	32,093	32,093	25,461	57,554	25,113	57,206
53 887K IV-E FOSTER CARE ASSIST.	419,012	79,547	79,547	220,429	299,976	215,526	295,073
53 887L IV-E ADOPTION ASSISTANCE	178,627	13,380	13,380	102,384	115,764	104,622	118,002
53 887M DISABILITY DETERM.-SSA	91,086	29,501	29,501	-28,241	1,260	-30,668	-1,167
53 887N IV-E INDEPENDENT LIVING	4,715	2,204	2,204	0	2,204	0	2,204
53 887P LOW INCOME ENERGY ASSIST	117,082	228,325	228,325	0	228,325	0	228,325
53 887Q SOCIAL SVCS. BLOCK GRANT	79,412	79,415	79,415	0	79,415	0	79,415
53 887V FAM. VIOLENCE PREV.&SVCS	0	14	14	0	14	0	14
53 887W CHILD ABUSE & NEGLECT	650	582	582	0	582	0	582

FUND DETAIL

4410 -  
 14410 DHHS - Division of Central Management and Support  
 1410 Information Systems Services

DESCRIPTION (1)	2001-2002 ACTUAL (2)	CERTIFIED (3)	2002-2003 AUTHORIZED (4)	INCR/DECR (5)	2003-2004 TOTAL (6)	INCR/DECR (7)	2004-2005 TOTAL (8)
ESTIMATED RECEIPTS							
53 887Z REFUGEE SOCIAL SVCS.	0	6,792	6,792	0	6,792	0	6,792
53 888B JOB CORP	0	8,471	8,471	0	8,471	0	8,471
53 888C FOOD STAMPS USDA	2,114,568	935,010	935,010	2,079,523	3,014,533	2,163,125	3,098,135
53 888K TANF 97 BLOCK GRANT	432,009	0	0	0	0	0	0
53 889A SEC.110-BASIS SUPP. PROG	470,097	573,904	573,904	0	573,904	0	573,904
43 8980 TRANSFER FR PREVIOUS FY	2,760,102	0	0	0	0	0	0
TOTAL RECEIPTS	42,397,595	8,827,548	8,827,548	15,517,334	24,344,882	16,219,761	25,047,309
NET APPROPRIATION	21,780,952	17,843,316	17,843,316	23,014,348	40,857,664	23,836,118	41,679,434

FUND DETAIL

4410 -  
 14410 DHHS - Division of Central Management and Support  
 1411 DIRM - Welfare Automation

DESCRIPTION (1)	2001-2002 ACTUAL (2)	CERTIFIED (3)	2002-2003 AUTHORIZED (4)	INCR/DECR (5)	2003-2004 TOTAL (6)	INCR/DECR (7)	2004-2005 TOTAL (8)
REQUIREMENTS							
53 1213 SPA SALARIES UNDESIGNATE	181,612	0	0	0	0	0	0
53 1463 LONGEVITY PAY-UNDESIGNAT	2,444	0	0	0	0	0	0
53 1513 SOCIAL SECURITY-UNDESIGD	13,758	0	0	0	0	0	0
53 1523 REG RETIRE CONTRIB-UNDES	9,209	0	0	0	0	0	0
53 1563 MED INS CONTRIB-UNDESIGD	7,801	0	0	0	0	0	0
TOTAL PERSONAL SERVICES	214,824	0	0	0	0	0	0
53 2199 MISC CONTRACTUAL SERVICE	12,883,102	0	0	0	0	0	0
53 2400 MAINTENANCE AGREEMENTS	994,522	0	0	0	0	0	0
53 2500 RENTALS/LEASES	739,919	0	0	0	0	0	0
53 2700 TRAVEL& OTHER EMPLOYEEX	30,148	0	0	0	0	0	0
53 2800 COMM. & DATA PROCESSING	3,145,848	0	0	0	0	0	0
53 2900 OTHER SERVICES	2,654	0	0	0	0	0	0
TOTAL PURCHASED SERVICES	17,796,193	0	0	0	0	0	0
53 3100 GENERAL ADMIN SUPPLIES	2	0	0	0	0	0	0
TOTAL SUPPLIES	2	0	0	0	0	0	0
53 4500 EQUIPMENT	9,697	0	0	0	0	0	0
53 4700 INTANGIBLE ASSETS	25,210	0	0	0	0	0	0
TOTAL PROPERTY, PLANT & EQUIPMT	34,907	0	0	0	0	0	0
53 5800 OTHER ADMINSTRATIVE EXP	73	0	0	0	0	0	0
TOTAL OTHER EXPENSES & ADJUSTMEN	73	0	0	0	0	0	0
53 7170 RESERVE FOR SOS GRANTS	3	0	0	0	0	0	0
53 7171 ALLC SAL & FRINGES IN/OU	72,882	0	0	0	0	0	0
53 7172 ALLC SPVR/TEAM EXP IN/OU	47,507	0	0	0	0	0	0
53 7173 ALLC OTHER EXP IN/OUT	80,180	0	0	0	0	0	0
53 7174 ALLC DP/PRINT COST IN/OU	125,473	0	0	0	0	0	0
53 7175 ALLC CHAP BLD CST IN/OUT	-117,556	0	0	0	0	0	0
TOTAL RESERVES	208,489	0	0	0	0	0	0

FUND DETAIL

4410 -  
 14410 DHHS - Division of Central Management and Support  
 1411 DIRM - Welfare Automation

DESCRIPTION (1)	2001-2002 ACTUAL (2)	CERTIFIED (3)	2002-2003 AUTHORIZED (4)	INCR/DECR (5)	2003-2004 TOTAL (6)	INCR/DECR (7)	2004-2005 TOTAL (8)
-----							
TOTAL REQUIREMENTS	18,254,488	0	0	0	0	0	0
-----							
ESTIMATED RECEIPTS							
-----							
43 4150 B/E FOOD/VEND. CONS. SET	552	0	0	0	0	0	0
43 81J1 TRF FR B/C 14440-DSS	9,384,756	0	0	0	0	0	0
53 88AK TITLE X FAM. PLANNING	45	0	0	0	0	0	0
53 88CB WIC NUTRITION	11,412	0	0	0	0	0	0
53 886A FED N903G	2,038	0	0	0	0	0	0
53 886C MEDICAID ADMIN.& TRGN.	3,183,379	0	0	0	0	0	0
53 887E CHILD SUPPORT ENF.	1,912,157	0	0	0	0	0	0
53 887J REFUGEE CASH & MED.	3,448	0	0	0	0	0	0
53 887K IV-E FOSTER CARE ASSIST.	38,950	0	0	0	0	0	0
53 887L IV-E ADOPTION ASSISTANCE	22,269	0	0	0	0	0	0
53 887M DISABILITY DETERM.-SSA	2,628	0	0	0	0	0	0
53 887P LOW INCOME ENERGY ASSIST	9,091	0	0	0	0	0	0
53 888C FOOD STAMPS USDA	1,602,491	0	0	0	0	0	0
53 888K TANF 97 BLOCK GRANT	1,767,873	0	0	0	0	0	0
43 8980 TRANSFER FR PREVIOUS FY	340,172	0	0	0	0	0	0
-----							
TOTAL RECEIPTS	18,281,261	0	0	0	0	0	0
-----							
NET APPROPRIATION	-26,773	0	0	0	0	0	0

FUND DETAIL

4410 -  
 14410 DHHS - Division of Central Management and Support  
 1510 Office of Rural Health and Resource Development

DESCRIPTION (1)	2001-2002		2002-2003	INCR/DECR (5)	2003-2004	INCR/DECR (7)	2004-2005
	ACTUAL (2)	CERTIFIED (3)	AUTHORIZED (4)		TOTAL (6)		TOTAL (8)
REQUIREMENTS							
53 1212 SPA-REG SALARIES-RECPT	390,444	459,743	459,743	0	459,743	0	459,743
53 1213 SPA SALARIES UNDESIGNATE	1,166,605	1,353,775	1,301,297	0	1,301,297	0	1,301,297
53 1222 SPA TIME LIMITED-RECPT	0	32,188	32,188	0	32,188	0	32,188
53 1462 EPA&SPA-LONGVTY PAY-REC	3,538	765	765	0	765	0	765
53 1463 LONGEVITY PAY-UNDESIGNAT	28,938	20,474	20,474	0	20,474	0	20,474
53 1512 SOCIAL SEC CONTRIB-RECPT	29,877	37,734	37,734	0	37,734	0	37,734
53 1513 SOCIAL SECURITY-UNDESIGD	87,415	105,129	101,114	0	101,114	0	101,114
53 1522 REG RETIRE CONTRIB-RECPT	19,697	14,731	14,731	0	14,731	0	14,731
53 1523 REG RETIRE CONTRIB-UNDES	59,766	42,871	40,247	0	40,247	0	40,247
53 1562 MED INS CONTRIB-RECPTS	24,325	33,654	33,654	0	33,654	0	33,654
53 1563 MED INS CONTRIB-UNDESIGD	60,870	80,319	77,386	0	77,386	0	77,386
<b>TOTAL PERSONAL SERVICES</b>	<b>1,871,475</b>	<b>2,181,383</b>	<b>2,119,333</b>	<b>0</b>	<b>2,119,333</b>	<b>0</b>	<b>2,119,333</b>
53 2170 ADMIN SERVICES	36,697	0	0	0	0	0	0
53 2181 WORKSHOP/CONF.EXP.F/SVC.	1,771	2,125	2,125	0	2,125	0	2,125
53 2199 MISC CONTRACTUAL SERVICE	204,675	704	704	0	704	0	704
53 2300 REPAIR SERVICES	2,370	4,829	4,408	0	4,408	0	4,408
53 2400 MAINTENANCE AGREEMENTS	4,191	6,020	7,365	0	7,365	0	7,365
53 2500 RENTALS/LEASES	102,287	75,204	86,466	0	86,466	0	86,466
53 2700 TRAVEL& OTHER EMPLOYEEX	66,647	136,894	114,708	0	114,708	0	114,708
53 2800 COMM. & DATA PROCESSING	58,973	100,995	99,318	0	99,318	0	99,318
53 2900 OTHER SERVICES	10,831	12,730	17,601	0	17,601	0	17,601
<b>TOTAL PURCHASED SERVICES</b>	<b>488,442</b>	<b>339,501</b>	<b>332,695</b>	<b>0</b>	<b>332,695</b>	<b>0</b>	<b>332,695</b>
53 3100 GENERAL ADMIN SUPPLIES	17,719	29,277	27,432	0	27,432	0	27,432
53 3200 FACILITY/HARDWARE SUPP	111	0	112	0	112	0	112
53 3300 VEHICLE/EQUIP OPER SUPPL	308	0	114	0	114	0	114
53 3700 EDUCATIONAL SUPPLIES	14	0	0	0	0	0	0
<b>TOTAL SUPPLIES</b>	<b>18,152</b>	<b>29,277</b>	<b>27,658</b>	<b>0</b>	<b>27,658</b>	<b>0</b>	<b>27,658</b>
53 4500 EQUIPMENT	34,081	21,690	29,762	0	29,762	0	29,762
53 4600 ART, OTHER ARTIFACTS&LIT	899	5,556	5,482	0	5,482	0	5,482
53 4700 INTANGIBLE ASSETS	94,900	2,840	3,128	0	3,128	0	3,128
<b>TOTAL PROPERTY, PLANT &amp; EQUIPMT</b>	<b>129,880</b>	<b>30,086</b>	<b>38,372</b>	<b>0</b>	<b>38,372</b>	<b>0</b>	<b>38,372</b>
53 5600 ASSET & OTHER ADJUSTMENT	17,860	992	992	0	992	0	992
53 5800 OTHER ADMINSTRATIVE EXP	8,602	8,542	8,681	0	8,681	0	8,681

FUND DETAIL

4410 -  
 14410 DHHS - Division of Central Management and Support  
 1510 Office of Rural Health and Resource Development

DESCRIPTION (1)	2001-2002 ACTUAL (2)	CERTIFIED (3)	2002-2003 AUTHORIZED (4)	INCR/DECR (5)	2003-2004 TOTAL (6)	INCR/DECR (7)	2004-2005 TOTAL (8)
REQUIREMENTS							
53 5900 OTHER EXPENSES	-90	0	0	0	0	0	0
TOTAL OTHER EXPENSES & ADJUSTMEN	26,372	9,534	9,673	0	9,673	0	9,673
53 6410 OPERATIONAL SUBSIDY	2,324,580	2,612,637	2,612,637	0	2,612,637	0	2,612,637
53 6420 AID FOR CLINIC CONSTRUCT	313,622	350,000	350,000	0	350,000	0	350,000
53 6440 MED CHILD DELELOP GRANTS	235,899	119,119	119,119	0	119,119	0	119,119
53 6450 PHYSLOAN REPMT PROJ-STAT	1,488,317	2,528,309	2,528,309	0	2,528,309	0	2,528,309
53 6455 MIGRANT GRANTS	896,443	829,089	829,089	0	829,089	0	829,089
53 6458 COMM PRIMARY CARE GRANT	120,664	0	0	0	0	0	0
53 6460 HOSPITAL FLEXIBILITY GR	292,914	405,520	405,520	0	405,520	0	405,520
53 6461 COMM ACCESS PROG GRANT	673,099	0	0	0	0	0	0
53 6462 EARLY CHILDHD CARIES PRG	320,000	430,000	430,000	0	430,000	0	430,000
53 6465 SCHOOL NURSE PILOT PROJ	370,123	0	0	0	0	0	0
53 6989 OTHER CONTRACTS/GRANTS	215,232	441,192	441,192	0	441,192	0	441,192
TOTAL AID & PUBLIC ASSISTANCE	7,250,893	7,715,866	7,715,866	0	7,715,866	0	7,715,866
53 7100 RESERVE - INDIRECT COST	0	3,323	3,323	0	3,323	0	3,323
53 7117 PHYSICIAN LOAN/BONUS PAY	0	10,000	10,000	0	10,000	0	10,000
53 7170 RESERVE FOR SOS GRANTS	-1	0	0	0	0	0	0
TOTAL RESERVES	-1	13,323	13,323	0	13,323	0	13,323
53 8010 DEPENDENT CARE-OP TFR	908	0	0	0	0	0	0
TOTAL INTRAGOVERNMENTAL TRANSACT	908	0	0	0	0	0	0
TOTAL REQUIREMENTS	9,786,121	10,318,970	10,256,920	0	10,256,920	0	10,256,920
ESTIMATED RECEIPTS							
43 2996 PROVIDER MATCH	97,786	0	0	0	0	0	0
43 3200 INT EARNINGS LOAN-PROGRM	25,065	0	0	0	0	0	0
43 7122 ACCOUNT REC INTEREST	2,374	0	0	0	0	0	0
43 7300 INDIRECT(OVERHD) COST RE	17,860	0	0	0	0	0	0
43 81D3 TRF FR B/C 64410-CMS	-296,904	0	0	0	0	0	0
43 81K1 TRF FR B/C 14445-DMA	122,962	100,000	100,000	0	100,000	0	100,000
43 8140 PHYS LOAN REPMTPROJ-T &	0	518,000	518,000	0	518,000	0	518,000

FUND DETAIL

4410 -  
 14410 DHHS - Division of Central Management and Support  
 1510 Office of Rural Health and Resource Development

DESCRIPTION (1)	2001-2002 ACTUAL (2)	CERTIFIED (3)	2002-2003 AUTHORIZED (4)	INCR/DECR (5)	2003-2004 TOTAL (6)	INCR/DECR (7)	2004-2005 TOTAL (8)
ESTIMATED RECEIPTS							
43 819H TRF FR B/C 13700-ARG	15,000	0	0	0	0	0	0
53 8840 PHYS-LOAN REPAYMENT PROJ	22,935	148,000	148,000	0	148,000	0	148,000
53 8841 COOP AGMT PRIM CARE SVC	260,380	253,883	253,883	0	253,883	0	253,883
53 8842 STATE OFFICE OF RURAL HE	62,595	85,159	85,159	0	85,159	0	85,159
53 8845 MIGRANT HEALTH PROGRAMS	1,046,479	991,388	991,388	0	991,388	0	991,388
53 8848 COMMUNITY ACCESS GRANT	673,099	0	0	0	0	0	0
53 8849 HOSPITAL FLEX. GRANT	385,598	539,169	539,169	0	539,169	0	539,169
53 886C MEDICAID ADMIN.& TRGN.	1,575,314	1,702,010	1,687,118	0	1,687,118	0	1,687,118
53 886E MED CHILDDH CARIES HCFA	200,000	200,000	200,000	0	200,000	0	200,000
53 886G MED CHILDDH CARIES HRSA	80,000	190,000	190,000	0	190,000	0	190,000
53 886H MED CHILDDH CARIES CDC	40,000	40,000	40,000	0	40,000	0	40,000
43 8980 TRANSFER FR PREVIOUS FY	215,310	0	0	0	0	0	0
TOTAL RECEIPTS	4,545,853	4,767,609	4,752,717	0	4,752,717	0	4,752,717
NET APPROPRIATION	5,240,268	5,551,361	5,504,203	0	5,504,203	0	5,504,203



FUND DETAIL

4410 -  
 14410 DHHS - Division of Central Management and Support  
 1710 More at Four Prekindergarten Pilot Program

DESCRIPTION (1)	2001-2002 ACTUAL (2)	CERTIFIED (3)	2002-2003 AUTHORIZED (4)	INCR/DECR (5)	2003-2004 TOTAL (6)	INCR/DECR (7)	2004-2005 TOTAL (8)
REQUIREMENTS							
53 1221 TIME LIMITED SAL APPROP	14,136	34,000	34,000	0	34,000	0	34,000
53 1311 REG(N S) TEMP WAGES-APPR	28,063	210,767	210,767	0	210,767	0	210,767
53 1511 SOCIAL SEC CONTRIB-APPRO	3,228	18,725	18,725	0	18,725	0	18,725
53 1521 REG RETIRE CONTRIB-APPRO	707	1,700	1,700	0	1,700	0	1,700
53 1561 MED INS CONTRIB-APPRO	978	2,933	2,933	0	2,933	0	2,933
TOTAL PERSONAL SERVICES	47,112	268,125	268,125	0	268,125	0	268,125
53 2140 INFORMATN TECHNOLOGY SVC	0	15,000	15,000	0	15,000	0	15,000
53 2199 MISC CONTRACTUAL SERVICE	43,573	0	0	0	0	0	0
53 2300 REPAIR SERVICES	0	500	500	0	500	0	500
53 2400 MAINTENANCE AGREEMENTS	1,125	0	0	0	0	0	0
53 2500 RENTALS/LEASES	977	0	0	0	0	0	0
53 2700 TRAVEL& OTHER EMPLOYEEEX	3,207	20,586	20,586	0	20,586	0	20,586
53 2800 COMM. & DATA PROCESSING	5,079	3,200	3,200	0	3,200	0	3,200
53 2900 OTHER SERVICES	0	500	500	0	500	0	500
TOTAL PURCHASED SERVICES	53,961	39,786	39,786	0	39,786	0	39,786
53 3100 GENERAL ADMIN SUPPLIES	19,577	2,000	2,000	0	2,000	0	2,000
53 3700 EDUCATIONAL SUPPLIES	15	0	0	0	0	0	0
TOTAL SUPPLIES	19,592	2,000	2,000	0	2,000	0	2,000
53 4500 EQUIPMENT	27,632	0	0	0	0	0	0
53 4700 INTANGIBLE ASSETS	2,785	0	0	0	0	0	0
TOTAL PROPERTY, PLANT & EQUIPMT	30,417	0	0	0	0	0	0
53 6481 EVALUATION CONTRACT	304,801	400,000	400,000	0	400,000	0	400,000
53 6482 PROF. DEVELOP. CONTRACTS	280,206	212,100	212,100	0	212,100	0	212,100
53 6483 START-UP GRANTS	1,014,572	0	0	0	0	0	0
53 6484 OPERATIONAL GRANTS	3,796,825	4,875,000	4,875,000	0	4,875,000	0	4,875,000
TOTAL AID & PUBLIC ASSISTANCE	5,396,404	5,487,100	5,487,100	0	5,487,100	0	5,487,100
53 81F1 TRF TO B/C 14420-DCD	250,000	550,000	550,000	0	550,000	0	550,000
53 819M TRF TO B/C 13510-DPI	65,167	103,800	103,800	0	103,800	0	103,800
53 8990 TRSFR TO SUBST FISCAL YE	2,523,486	0	0	0	0	0	0
TOTAL INTRAGOVERNMENTAL TRANSACT	2,838,653	653,800	653,800	0	653,800	0	653,800

FUND DETAIL

4410 -  
 14410 DHHS - Division of Central Management and Support  
 1710 More at Four Prekindergarten Pilot Program

DESCRIPTION (1)	2001-2002 ACTUAL (2)	CERTIFIED (3)	2002-2003 AUTHORIZED (4)	INCR/DECR (5)	2003-2004 TOTAL (6)	INCR/DECR (7)	2004-2005 TOTAL (8)
TOTAL REQUIREMENTS	8,386,139	6,450,811	6,450,811	0	6,450,811	0	6,450,811
ESTIMATED RECEIPTS							
43 2204 LOCAL MATCH	2,187,915	0	0	0	0	0	0
TOTAL RECEIPTS	2,187,915	0	0	0	0	0	0
NET APPROPRIATION	6,198,224	6,450,811	6,450,811	0	6,450,811	0	6,450,811

FUND DETAIL

4410 -  
 14410 DHHS - Division of Central Management and Support  
 1810 Revenue Clearing Account

DESCRIPTION (1)	2001-2002 ACTUAL (2)	CERTIFIED (3)	2002-2003 AUTHORIZED (4)	INCR/DECR (5)	2003-2004 TOTAL (6)	INCR/DECR (7)	2004-2005 TOTAL (8)
ESTIMATED RECEIPTS							
43 2402 UCP OF AMERICA	-3,216	0	0	0	0	0	0
43 4150 B/E FOOD/VEND. CONS. SET	-7,535	0	0	0	0	0	0
43 819A TRF FR B/C 14110-ADMIN	-143,196	0	0	0	0	0	0
43 819Q TRF FR B/C 13005-OSBM	-5,226	0	0	0	0	0	0
53 88AD STATE ADNIBN. EXPENSE	-9,071	0	0	0	0	0	0
53 88AJ IMMUNIZATION PROGRAM	40,995	0	0	0	0	0	0
53 88AK TITLE X FAM. PLANNING	139	0	0	0	0	0	0
53 88BQ BREAST/CERVICAL CANCER	728	0	0	0	0	0	0
53 88CB WIC NUTRITION	-105,734	0	0	0	0	0	0
53 88CM CARDIOVASCULAR DIS PREV	-4,914	0	0	0	0	0	0
53 88CN EPA ACCR/CERT LEAD BASE	24,850	0	0	0	0	0	0
53 881A REHAB SVCS. BASIC SUPP	-53,113	0	0	0	0	0	0
53 882F CHILD CARE/DEV.FUNDS/MAT	-105,056	0	0	0	0	0	0
53 8820 DEV DISABILITIES SUP	44,870	0	0	0	0	0	0
53 8829 REAL CHOICE SYSTEM GRANT	-4,860	0	0	0	0	0	0
53 883B MEDICARE	1,072	0	0	0	0	0	0
53 884B TITLE III B SUPP.SVCS.	2,619	0	0	0	0	0	0
53 884C TITLE III C1 MEALS	-7,260	0	0	0	0	0	0
53 884D TITLE III C2 DEL.MEALS	5,051	0	0	0	0	0	0
53 884K TITLE V SR. EMPLOY.DOL	405	0	0	0	0	0	0
53 884V TIII E FAM CAREGIVER SUP	-3,189	0	0	0	0	0	0
53 8841 COOP AGMT PRIM CARE SVC	9,433	0	0	0	0	0	0
53 8842 STATE OFFICE OF RURAL HE	-21,118	0	0	0	0	0	0
53 8845 MIGRANT HEALTH PROGRAMS	10,635	0	0	0	0	0	0
53 8849 HOSPITAL FLEX. GRANT	-13,012	0	0	0	0	0	0
53 8854 CSA BLOCK GRANT	1,875	0	0	0	0	0	0
53 8856 DIV OF EO-EMERG SHELTER	-528	0	0	0	0	0	0
53 886A FED N903G	-1,455	0	0	0	0	0	0
53 886C MEDICAID ADMIN.& TRGN.	-663,242	0	0	0	0	0	0
53 886D CHIP GRANT - FED. FUNDS	-419	0	0	0	0	0	0
53 8860 WAP-ENERGY	-2,050	0	0	0	0	0	0
53 8861 ENERGY TECH TRAINING CTR	-4,256	0	0	0	0	0	0
53 887E CHILD SUPPORT ENF.	-2,563,119	0	0	0	0	0	0
53 887F CHILD WELFARE SVCS.	1,223	0	0	0	0	0	0
53 887G CWS FAMILY PRESERV.	1,110	0	0	0	0	0	0
53 887J REFUGEE CASH & MED.	-6,683	0	0	0	0	0	0
53 887K IV-E FOSTER CARE ASSIST.	-29,993	0	0	0	0	0	0
53 887L IV-E ADOPTION ASSISTANCE	-28,303	0	0	0	0	0	0
53 887M DISABILITY DETERM.-SSA	-110,292	0	0	0	0	0	0
53 887N IV-E INDEPENDENT LIVING	-545	0	0	0	0	0	0
53 887P LOW INCOME ENERGY ASSIST	-34,525	0	0	0	0	0	0

FUND DETAIL

4410 -  
 14410 DHHS - Division of Central Management and Support  
 1810 Revenue Clearing Account

DESCRIPTION (1)	2001-2002 ACTUAL (2)	CERTIFIED (3)	2002-2003 AUTHORIZED (4)	INCR/DECR (5)	2003-2004 TOTAL (6)	INCR/DECR (7)	2004-2005 TOTAL (8)
ESTIMATED RECEIPTS							
53 887Q SOCIAL SVCS. BLOCK GRANT	-82,652	0	0	0	0	0	0
53 887W CHILD ABUSE & NEGLECT	-1,122	0	0	0	0	0	0
53 888B JOB CORP	17	0	0	0	0	0	0
53 888C FOOD STAMPS USDA	-289,525	0	0	0	0	0	0
53 888K TANF 97 BLOCK GRANT	-116,837	0	0	0	0	0	0
53 889A SEC.110-BASIS SUPP. PROG	-133,167	0	0	0	0	0	0
TOTAL RECEIPTS	-4,410,191	0	0	0	0	0	0
NET APPROPRIATION	4,410,191	0	0	0	0	0	0

FUND DETAIL

4410 -  
 14410 DHHS - Division of Central Management and Support  
 191A Statewide Reserve

DESCRIPTION (1)	2001-2002 ACTUAL (2)	CERTIFIED (3)	2002-2003 AUTHORIZED (4)	INCR/DECR (5)	2003-2004 TOTAL (6)	INCR/DECR (7)	2004-2005 TOTAL (8)
ESTIMATED RECEIPTS							
43 8042 STATE HEALTH PLAN RESERV	61,028	0	0	0	0	0	0
TOTAL RECEIPTS	61,028	0	0	0	0	0	0
NET APPROPRIATION	-61,028	0	0	0	0	0	0

FUND DETAIL

4410 -  
 14410 DHHS - Division of Central Management and Support  
 1910 Reserves and Transfers

DESCRIPTION (1)	2001-2002 ACTUAL (2)	CERTIFIED (3)	2002-2003 AUTHORIZED (4)	INCR/DECR (5)	2003-2004 TOTAL (6)	INCR/DECR (7)	2004-2005 TOTAL (8)
REQUIREMENTS							
53 7135 RESERVE-RETIREE HLTH PRM	0	-51,996	-51,996	51,996	0	51,996	0
53 7138 RESERVE-"MORE AT FOUR" P	0	28,065,300	28,065,300	0	28,065,300	0	28,065,300
TOTAL RESERVES	0	28,013,304	28,013,304	51,996	28,065,300	51,996	28,065,300
53 81K1 TRF FR B/C 14445-DMA	748,774	0	0	0	0	0	0
53 819W TRF TO B/C 11000-ACH	50,000	0	0	0	0	0	0
TOTAL INTRAGOVERNMENTAL TRANSACT	798,774	0	0	0	0	0	0
TOTAL REQUIREMENTS	798,774	28,013,304	28,013,304	51,996	28,065,300	51,996	28,065,300
ESTIMATED RECEIPTS							
TOTAL RECEIPTS	0	0	0	0	0	0	0
NET APPROPRIATION	798,774	28,013,304	28,013,304	51,996	28,065,300	51,996	28,065,300

FUND DETAIL

4410 -  
 14410 DHHS - Division of Central Management and Support  
 1991 Indirect Cost - Reserve

DESCRIPTION (1)	2001-2002 ACTUAL (2)	CERTIFIED (3)	2002-2003 AUTHORIZED (4)	INCR/DECR (5)	2003-2004 TOTAL (6)	INCR/DECR (7)	2004-2005 TOTAL (8)
REQUIREMENTS							
53 7100 RESERVE - INDIRECT COST	0	-116,418	-116,418	0	-116,418	0	-116,418
53 7170 RESERVE FOR SOS GRANTS	-1	0	0	0	0	0	0
TOTAL RESERVES	-1	-116,418	-116,418	0	-116,418	0	-116,418
53 81D1 TRF TO B/C 14410-CMS	495,977	116,418	116,418	0	116,418	0	116,418
TOTAL INTRAGOVERNMENTAL TRANSACT	495,977	116,418	116,418	0	116,418	0	116,418
TOTAL REQUIREMENTS	495,976	0	0	0	0	0	0
ESTIMATED RECEIPTS							
43 4150 B/E FOOD/VEND. CONS. SET	7,113	0	0	0	0	0	0
53 88AK TITLE X FAM. PLANNING	158	0	0	0	0	0	0
53 88CB WIC NUTRITION	48,774	0	0	0	0	0	0
53 881A REHAB SVCS. BASIC SUPP	53,665	0	0	0	0	0	0
53 884B TITLE III B SUPP.SVCS.	4,812	0	0	0	0	0	0
53 884C TITLE III C1 MEALS	2,151	0	0	0	0	0	0
53 884D TITLE III C2 DEL.MEALS	1,774	0	0	0	0	0	0
53 884V TIII E FAM CAREGIVER SUP	60	0	0	0	0	0	0
53 8842 STATE OFFICE OF RURAL HE	6,563	0	0	0	0	0	0
53 8849 HOSPITAL FLEX. GRANT	11,297	0	0	0	0	0	0
53 886A FED N903G	4,591	0	0	0	0	0	0
53 886C MEDICAID ADMIN.& TRGN.	228,903	0	0	0	0	0	0
53 8860 WAP-ENERGY	4,243	0	0	0	0	0	0
53 887E CHILD SUPPORT ENF.	221,899	0	0	0	0	0	0
53 887J REFUGEE CASH & MED.	6,208	0	0	0	0	0	0
53 887K IV-E FOSTER CARE ASSIST.	20,800	0	0	0	0	0	0
53 887L IV-E ADOPTION ASSISTANCE	9,622	0	0	0	0	0	0
53 887M DISABILITY DETERM.-SSA	147,587	0	0	0	0	0	0
53 887N IV-E INDEPENDENT LIVING	1,256	0	0	0	0	0	0
53 887P LOW INCOME ENERGY ASSIST	28,483	0	0	0	0	0	0
53 887W CHILD ABUSE & NEGLECT	929	0	0	0	0	0	0
53 888C FOOD STAMPS USDA	96,926	0	0	0	0	0	0
53 888K TANF 97 BLOCK GRANT	20,077	0	0	0	0	0	0

FUND DETAIL

4410 -  
 14410 DHHS - Division of Central Management and Support  
 1991 Indirect Cost - Reserve

DESCRIPTION (1)	2001-2002 ACTUAL (2)	CERTIFIED (3)	2002-2003 AUTHORIZED (4)	INCR/DECR (5)	2003-2004 TOTAL (6)	INCR/DECR (7)	2004-2005 TOTAL (8)
-----							
TOTAL RECEIPTS	927,891	0	0	0	0	0	0
-----							
NET APPROPRIATION	-431,915	0	0	0	0	0	0



FUND DETAIL

4410 -  
 14410 DHHS - Division of Central Management and Support  
 1992 Prior Year Earned Revenue

DESCRIPTION (1)	2001-2002 ACTUAL (2)	CERTIFIED (3)	2002-2003 AUTHORIZED (4)	INCR/DECR (5)	2003-2004 TOTAL (6)	INCR/DECR (7)	2004-2005 TOTAL (8)
REQUIREMENTS							
53 81D1 TRF TO B/C 14410-CMS	1,520,549	1,756	1,756	0	1,756	0	1,756
TOTAL INTRAGOVERNMENTAL TRANSACT	1,520,549	1,756	1,756	0	1,756	0	1,756
TOTAL REQUIREMENTS	1,520,549	1,756	1,756	0	1,756	0	1,756
ESTIMATED RECEIPTS							
43 4150 B/E FOOD/VEND. CONS. SET	55,501	0	0	0	0	0	0
43 819A TRF FR B/C 14110-ADMIN	-1,017	0	0	0	0	0	0
43 819Q TRF FR B/C 13005-OSBM	1,070	0	0	0	0	0	0
53 88AD STATE ADNIBN. EXPENSE	-49,368	0	0	0	0	0	0
53 88AJ IMMUNIZATION PROGRAM	162,637	0	0	0	0	0	0
53 88AK TITLE X FAM. PLANNING	86	0	0	0	0	0	0
53 88AP MCH BLOCK GRANT	39	0	0	0	0	0	0
53 88BQ BREAST/CERVICAL CANCER	1,231	0	0	0	0	0	0
53 88CB WIC NUTRITION	370,207	0	0	0	0	0	0
53 88CN EPA ACCR/CERT LEAD BASE	-24,850	0	0	0	0	0	0
53 88CW EPI & LAB CAP INFEC	51,716	0	0	0	0	0	0
53 88XR FEMA/FLOYD RSG GRANT	1,904	0	0	0	0	0	0
53 881A REHAB SVCS. BASIC SUPP	20,448	0	0	0	0	0	0
53 882F CHILD CARE/DEV.FUNDS/MAT	-8,093	0	0	0	0	0	0
53 8820 DEV DISABILITIES SUP	16,999	0	0	0	0	0	0
53 8829 REAL CHOICE SYSTEM GRANT	366	0	0	0	0	0	0
53 883B MEDICARE	-1,182	0	0	0	0	0	0
53 884B TITLE III B SUPP.SVCS.	-4,738	0	0	0	0	0	0
53 884C TITLE III C1 MEALS	6,480	0	0	0	0	0	0
53 884D TITLE III C2 DEL.MEALS	-1,964	0	0	0	0	0	0
53 884K TITLE V SR. EMPLOY.DOL	352	0	0	0	0	0	0
53 8841 COOP AGMT PRIM CARE SVC	-78,396	0	0	0	0	0	0
53 8842 STATE OFFICE OF RURAL HE	95	0	0	0	0	0	0
53 8845 MIGRANT HEALTH PROGRAMS	162	0	0	0	0	0	0
53 8854 CSA BLOCK GRANT	33,870	0	0	0	0	0	0
53 8856 DIV OF EO-EMERG SHELTER	30,528	0	0	0	0	0	0
53 886A FED N903G	1,919	0	0	0	0	0	0
53 886C MEDICAID ADMIN.& TRGN.	1,016,741	0	0	0	0	0	0
53 886D CHIP GRANT - FED. FUNDS	-54	0	0	0	0	0	0
53 8860 WAP-ENERGY	-202,533	0	0	0	0	0	0
53 887E CHILD SUPPORT ENF.	311,367	1,756	1,756	0	1,756	0	1,756

FUND DETAIL

4410 -  
 14410 DHHS - Division of Central Management and Support  
 1992 Prior Year Earned Revenue

DESCRIPTION (1)	2001-2002 ACTUAL (2)	CERTIFIED (3)	2002-2003 AUTHORIZED (4)	INCR/DECR (5)	2003-2004 TOTAL (6)	INCR/DECR (7)	2004-2005 TOTAL (8)
ESTIMATED RECEIPTS							
53 887F CHILD WELFARE SVCS.	16,323	0	0	0	0	0	0
53 887G CWS FAMILY PRESERV.	-1,250	0	0	0	0	0	0
53 887K IV-E FOSTER CARE ASSIST.	39,116	0	0	0	0	0	0
53 887L IV-E ADOPTION ASSISTANCE	25,342	0	0	0	0	0	0
53 887M DISABILITY DETERM.-SSA	39,761	0	0	0	0	0	0
53 887N IV-E INDEPENDENT LIVING	2,792	0	0	0	0	0	0
53 887P LOW INCOME ENERGY ASSIST	16,561	0	0	0	0	0	0
53 887Q SOCIAL SVCS. BLOCK GRANT	20,168	0	0	0	0	0	0
53 887W CHILD ABUSE & NEGLECT	2,997	0	0	0	0	0	0
53 888B JOB CORP	6,531	0	0	0	0	0	0
53 888C FOOD STAMPS USDA	193,408	0	0	0	0	0	0
53 888K TANF 97 BLOCK GRANT	496,719	0	0	0	0	0	0
53 889A SEC.110-BASIS SUPP. PROG	115,433	0	0	0	0	0	0
TOTAL RECEIPTS	2,685,424	1,756	1,756	0	1,756	0	1,756
NET APPROPRIATION	-1,164,875	0	0	0	0	0	0

FUND DETAIL

4410 -  
 14410 DHHS - Division of Central Management and Support  
 1993 Prior Years Audits and Adjustments

DESCRIPTION (1)	2001-2002 ACTUAL (2)	CERTIFIED (3)	2002-2003 AUTHORIZED (4)	INCR/DEC (5)	2003-2004 TOTAL (6)	INCR/DEC (7)	2004-2005 TOTAL (8)
REQUIREMENTS							
53 2199 MISC CONTRACTUAL SERVICE	150	0	0	0	0	0	0
53 2700 TRAVEL& OTHER EMPLOYEEEX	159	0	0	0	0	0	0
53 2800 COMM. & DATA PROCESSING	-875,777	0	0	0	0	0	0
53 2900 OTHER SERVICES	25	0	0	0	0	0	0
TOTAL PURCHASED SERVICES	-875,443	0	0	0	0	0	0
53 6393 SUBGRANTEE PROG. SUPPORT	-1,497	0	0	0	0	0	0
53 6450 PHYSLOAN REPMT PROJ-STAT	-4,300	0	0	0	0	0	0
53 6470 DDSA NON-GOV. UNITS	-2,566	0	0	0	0	0	0
TOTAL AID & PUBLIC ASSISTANCE	-8,363	0	0	0	0	0	0
53 7170 RESERVE FOR SOS GRANTS	-3	0	0	0	0	0	0
TOTAL RESERVES	-3	0	0	0	0	0	0
TOTAL REQUIREMENTS	-883,809	0	0	0	0	0	0
ESTIMATED RECEIPTS							
43 7122 ACCOUNT REC INTEREST	-142	0	0	0	0	0	0
43 7123 ACCOUNT REC PENALTY	88	0	0	0	0	0	0
43 819A TRF FR B/C 14110-ADMIN	-808	0	0	0	0	0	0
53 8300 RECEIPTS FOR MAIL SERVIC	98,302	0	0	0	0	0	0
53 8386 PRIOR YR. AUDIT/ADJUST.	121,076	0	0	0	0	0	0
53 88AD STATE ADNIBN. EXPENSE	-3,563	0	0	0	0	0	0
53 88AJ IMMUNIZATION PROGRAM	-39,032	0	0	0	0	0	0
53 88AK TITLE X FAM. PLANNING	-473	0	0	0	0	0	0
53 88BQ BREAST/CERVICAL CANCER	-220	0	0	0	0	0	0
53 88CB WIC NUTRITION	-96	0	0	0	0	0	0
53 881A REHAB SVCS. BASIC SUPP	-2,000	0	0	0	0	0	0
53 882F CHILD CARE/DEV.FUNDS/MAT	-14,742	0	0	0	0	0	0
53 8820 DEV DISABILITIES SUP	-1,286	0	0	0	0	0	0
53 883B MEDICARE	-9	0	0	0	0	0	0
53 8854 CSA BLOCK GRANT	-41,156	0	0	0	0	0	0
53 886A FED N903G	-42	0	0	0	0	0	0
53 886C MEDICAID ADMIN.& TRGN.	-298,054	0	0	0	0	0	0
53 886D CHIP GRANT - FED. FUNDS	-50	0	0	0	0	0	0

FUND DETAIL

4410 -  
 14410 DHHS - Division of Central Management and Support  
 1993 Prior Years Audits and Adjustments

DESCRIPTION (1)	2001-2002 ACTUAL (2)	CERTIFIED (3)	2002-2003 AUTHORIZED (4)	INCR/DECR (5)	2003-2004 TOTAL (6)	INCR/DECR (7)	2004-2005 TOTAL (8)
ESTIMATED RECEIPTS							
53 8860 WAP-ENERGY	-689	0	0	0	0	0	0
53 887E CHILD SUPPORT ENF.	-349,039	0	0	0	0	0	0
53 887F CHILD WELFARE SVCS.	-2,074	0	0	0	0	0	0
53 887G CWS FAMILY PRESERV.	-33	0	0	0	0	0	0
53 887J REFUGEE CASH & MED.	-36	0	0	0	0	0	0
53 887K IV-E FOSTER CARE ASSIST.	-11,823	0	0	0	0	0	0
53 887L IV-E ADOPTION ASSISTANCE	-2,479	0	0	0	0	0	0
53 887M DISABILITY DETERM.-SSA	-704	0	0	0	0	0	0
53 887N IV-E INDEPENDENT LIVING	-22	0	0	0	0	0	0
53 887P LOW INCOME ENERGY ASSIST	-6,451	0	0	0	0	0	0
53 887Q SOCIAL SVCS. BLOCK GRANT	-1,091	0	0	0	0	0	0
53 887W CHILD ABUSE & NEGLECT	-7	0	0	0	0	0	0
53 888B JOB CORP	-17	0	0	0	0	0	0
53 888C FOOD STAMPS USDA	-136,201	0	0	0	0	0	0
53 889A SEC.110-BASIS SUPP. PROG	-23,234	0	0	0	0	0	0
-----							
TOTAL RECEIPTS	-716,107	0	0	0	0	0	0
-----							
NET APPROPRIATION	-167,702	0	0	0	0	0	0

SUMMARY BY FUND

4411 -  
14411 DHHS - Division of Aging

DESCRIPTION (1)	2001-2002 ACTUAL (2)	CERTIFIED (3)	2002-2003 AUTHORIZED (4)	INCR/DECR (5)	2003-2004 TOTAL (6)	INCR/DECR (7)	2004-2005 TOTAL (8)
<b>REQUIREMENTS</b>							
1110 STATE ADMINISTRATION	1,989,558	1,947,651	1,947,651	0	1,947,651	0	1,947,651
1210 COMMUNITY BASED SERVICES	65,628,865	65,633,087	65,633,087	0	65,633,087	0	65,633,087
1310 ELDER RIGHTS PROG	2,101,209	1,851,579	1,851,579	0	1,851,579	0	1,851,579
1992 PRIOR YR EARNED REVENUES	145,134	0	0	0	0	0	0
1993 PRIOR YR ADJ/AUD EXCEPTS	-31,291	0	0	0	0	0	0
<b>TOTAL REQUIREMENTS</b>	<b>69,833,475</b>	<b>69,432,317</b>	<b>69,432,317</b>	<b>0</b>	<b>69,432,317</b>	<b>0</b>	<b>69,432,317</b>
<b>ESTIMATED RECEIPTS</b>							
1110 STATE ADMINISTRATION	1,250,158	1,317,936	1,317,936	0	1,317,936	0	1,317,936
1210 COMMUNITY BASED SERVICES	40,641,171	38,114,674	38,114,674	0	38,114,674	0	38,114,674
1310 ELDER RIGHTS PROG	1,681,431	1,413,869	1,413,869	0	1,413,869	0	1,413,869
1810 REVENUE CLEARING	-170,278	0	0	0	0	0	0
191A STATEWIDE RESERVE	1,224	0	0	0	0	0	0
1992 PRIOR YR EARNED REVENUES	145,133	0	0	0	0	0	0
1993 PRIOR YR ADJ/AUD EXCEPTS	-31,291	0	0	0	0	0	0
<b>TOTAL RECEIPTS</b>	<b>43,517,548</b>	<b>40,846,479</b>	<b>40,846,479</b>	<b>0</b>	<b>40,846,479</b>	<b>0</b>	<b>40,846,479</b>
<b>NET APPROPRIATION</b>	<b>26,315,927</b>	<b>28,585,838</b>	<b>28,585,838</b>	<b>0</b>	<b>28,585,838</b>	<b>0</b>	<b>28,585,838</b>

SUMMARY BY ACCOUNT

4411 -  
14411 DHHS - Division of Aging

DESCRIPTION (1)	2001-2002 ACTUAL (2)	CERTIFIED (3)	2002-2003 AUTHORIZED (4)	INCR/DECR (5)	2003-2004 TOTAL (6)	INCR/DECR (7)	2004-2005 TOTAL (8)
REQUIREMENTS							
53 1211 SPA-REG SALARIES-APPRO	429,592	473,796	473,796	0	473,796	0	473,796
53 1212 SPA-REG SALARIES-RECPT	1,002,546	1,082,353	1,082,353	0	1,082,353	0	1,082,353
53 1222 TEMP. POSITION-RECP.	37,544	0	0	0	0	0	0
53 1452 DUAL EMPLOY-WAGES-RECPT	161	0	0	0	0	0	0
53 1461 EPA&SPA-LONGVTY PAY-APPR	7,026	8,091	8,091	0	8,091	0	8,091
53 1462 EPA&SPA-LONGVTY PAY-REC	14,897	21,839	21,839	0	21,839	0	21,839
53 1511 SOCIAL SEC CONTRIB-APPRO	32,468	40,204	40,204	0	40,204	0	40,204
53 1512 SOCIAL SEC CONTRIB-RECPT	79,037	84,434	84,434	0	84,434	0	84,434
53 1521 REG RETIRE CONTRIB-APPRO	21,855	14,601	14,601	0	14,601	0	14,601
53 1522 REG RETIRE CONTRIB-RECPT	50,931	33,457	33,457	0	33,457	0	33,457
53 1561 MED INS CONTRIB-APPRO	26,618	33,170	33,170	0	33,170	0	33,170
53 1562 MED INS CONTRIB-RECPTS	55,243	70,498	70,498	0	70,498	0	70,498
53 1625 SHRT TERM DISABILITY PAY	0	588	588	0	588	0	588
53 1651 COMPENSATION TO BOARD ME	735	748	748	0	748	0	748
TOTAL PERSONAL SERVICES	1,758,653	1,863,779	1,863,779	0	1,863,779	0	1,863,779
53 2120 FINAN/AUDIT SERVICES	0	1,766	1,766	0	1,766	0	1,766
53 2170 TEMPORARY EMPLOY AGENCY	306	0	0	0	0	0	0
53 2199 MISC CONTRACTUAL SERVICE	118,734	70,696	70,696	0	70,696	0	70,696
53 2300 REPAIR SERVICE	140	3,740	3,740	0	3,740	0	3,740
53 2400 MAINTENANCE AGREEMENTS	5,741	5,270	5,270	0	5,270	0	5,270
53 2500 RENTAL/LEASES	9,778	14,330	14,330	0	14,330	0	14,330
53 2700 TRAVEL/OTHER EMP EXPENSE	53,102	76,540	76,540	0	76,540	0	76,540
53 2800 COMMUNICATION/DATA PROC	33,770	73,740	73,740	0	73,740	0	73,740
53 2900 OTHER SERVICES	3,298	13,009	13,009	0	13,009	0	13,009
TOTAL PURCHASED SERVICES	224,869	259,091	259,091	0	259,091	0	259,091
53 3100 GENERAL ADMIN SUPPLIES	20,705	15,765	15,765	0	15,765	0	15,765
53 3300 OILS, LUBRICANTS, FLUIDS	0	12	12	0	12	0	12
53 3700 EDUCATIONAL SUPPLIES	15	167	167	0	167	0	167
TOTAL SUPPLIES	20,720	15,944	15,944	0	15,944	0	15,944
53 4500 EQUIPMENT	27,253	16,978	16,978	0	16,978	0	16,978
53 4600 ART,OTHER ARTIFACTS/LIT	0	500	500	0	500	0	500

SUMMARY BY ACCOUNT

4411 -  
14411 DHHS - Division of Aging

DESCRIPTION (1)	2001-2002 ACTUAL (2)	CERTIFIED (3)	2002-2003 AUTHORIZED (4)	INCR/DECR (5)	2003-2004 TOTAL (6)	INCR/DECR (7)	2004-2005 TOTAL (8)
53 4700 INTANGIBLE ASSETS	370	4,000	4,000	0	4,000	0	4,000
TOTAL PROPERTY, PLANT & EQUIPMT	27,623	21,478	21,478	0	21,478	0	21,478
53 5800 OTHER ADMIN EXPENSES	1,760	11,939	11,939	0	11,939	0	11,939
TOTAL OTHER EXPENSES & ADJUSTMEN	1,760	11,939	11,939	0	11,939	0	11,939
53 6160 USDA NUTRITION	3,442,371	3,168,668	3,168,668	0	3,168,668	0	3,168,668
53 6165 SENIOR FARMER'S MARKET	0	54,000	54,000	0	54,000	0	54,000
53 6307 SENIOR CTR-OUTREACH	380,046	135,557	135,557	0	135,557	0	135,557
53 6310 LEGAL SERVICES	369,280	385,156	385,156	0	385,156	0	385,156
53 6312 NH OMBUDSMAN PROJECTS	1,791,072	1,486,332	1,486,332	0	1,486,332	0	1,486,332
53 6313 TITLE III PLAN. AND ADMI	3,858,144	4,101,495	4,101,495	0	4,101,495	0	4,101,495
53 6318 TITLE III ELDER ABUSE	163,156	139,172	139,172	0	139,172	0	139,172
53 6331 HCCBG-ACCESS	8,962,129	8,032,902	8,032,902	0	8,032,902	0	8,032,902
53 6332 HCCBG-IN HOME/SUPP SVCS	23,335,973	26,156,467	26,156,467	0	26,156,467	0	26,156,467
53 6333 HCCBG-CONGREG MEALS	8,767,917	8,090,403	8,090,403	0	8,090,403	0	8,090,403
53 6334 HCCBG-HOME DEL MEALS	8,726,625	7,225,384	7,225,384	0	7,225,384	0	7,225,384
53 6336 TITLE III-F PREVENT HEAL	487,195	508,665	508,665	0	508,665	0	508,665
53 6337 TITLE IIID MED.MGMT.	123,845	151,503	151,503	0	151,503	0	151,503
53 6338 FAMILY CAREGIVER SUPPORT	2,265,133	2,860,806	2,860,806	0	2,860,806	0	2,860,806
53 6346 FEMA-CRISIS COUNSELING	-30,716	0	0	0	0	0	0
53 6347 DISASTER ASSIST 00/01	55,567	0	0	0	0	0	0
53 6350 TITLE V SENIOR EMPLOYMEN	2,314,381	2,561,412	2,561,412	0	2,561,412	0	2,561,412
53 6408 SENIOR CENTER DEVELOP.	979,430	958,128	958,128	0	958,128	0	958,128
53 6410 ADULT DAY CARE	44,989	0	0	0	0	0	0
53 6443 TEST PERFORM MEASURES	67,956	0	0	0	0	0	0
53 6445 SENIOR MEDICARE PATROL P	217,158	0	0	0	0	0	0
53 6446 PROJECT CARE	115,253	219,647	219,647	0	219,647	0	219,647
53 6603 ALZHEIMER'S DISEASE	50,000	50,000	50,000	0	50,000	0	50,000
53 6605 SENIOR GAMES	175,000	175,000	175,000	0	175,000	0	175,000
53 6610 ALZHEIMER ASSN ST.GRANTS	150,000	150,000	150,000	0	150,000	0	150,000
53 6918 FOSTER GP-CASWELL CENTER	365,053	359,131	359,131	0	359,131	0	359,131
53 6919 FOSTER GP- W CAROLINA CT	312,671	288,763	288,763	0	288,763	0	288,763
53 6992 FANS/HEAT RELIEF PROG.	62,750	0	0	0	0	0	0
TOTAL AID & PUBLIC ASSISTANCE	67,552,378	67,258,591	67,258,591	0	67,258,591	0	67,258,591

SUMMARY BY ACCOUNT

4411 -  
14411 DHHS - Division of Aging

DESCRIPTION (1)	2001-2002 ACTUAL (2)	CERTIFIED (3)	2002-2003 AUTHORIZED (4)	INCR/DECR (5)	2003-2004 TOTAL (6)	INCR/DECR (7)	2004-2005 TOTAL (8)
53 7170 REDISTRIBUTED COSTS	-4	0	0	0	0	0	0
TOTAL RESERVES	-4	0	0	0	0	0	0
53 8010 DEPENDENT CARE	847	0	0	0	0	0	0
53 81D1 TRNS TO CENTRAL MANAGEME	145,946	812	812	0	812	0	812
53 8140 TRANSFER TO DOA	0	683	683	0	683	0	683
53 819A TRNS TO DEPT OF ADMINIST	683	0	0	0	0	0	0
53 8990 TRANS TO SUBSEQ YEAR	100,000	0	0	0	0	0	0
TOTAL INTRAGOVERNMENTAL TRANSACT	247,476	1,495	1,495	0	1,495	0	1,495
TOTAL REQUIREMENTS	69,833,475	69,432,317	69,432,317	0	69,432,317	0	69,432,317
ESTIMATED RECEIPTS							
43 2304 LOCAL MATCH	6,204,516	5,558,489	5,558,489	0	5,558,489	0	5,558,489
43 2305 TITLE V LOCAL PARTICIPAT	231,437	256,142	256,142	0	256,142	0	256,142
43 2306 OTHER RESOURCES	23,390	0	0	0	0	0	0
43 2308 GRANTEE MATCH FGP	148,031	151,782	151,782	0	151,782	0	151,782
43 2323 MATCH ACD START-UP GRNT	11,246	0	0	0	0	0	0
43 2324 LOC MATCH TITLE III-F 15	418	0	0	0	0	0	0
43 2326 LOCAL MATCH TITLE III-F	60,711	66,851	66,851	0	66,851	0	66,851
43 2331 PROGRAM INCOME ACCESS	148,040	153,801	153,801	0	153,801	0	153,801
43 2332 PROG INCOME IN HOME SUP	438,233	394,909	394,909	0	394,909	0	394,909
43 2333 PROG INCOME CONG MEALS	1,071,650	1,073,389	1,073,389	0	1,073,389	0	1,073,389
43 2334 PROG INCOME HOME DEL MEA	747,872	642,779	642,779	0	642,779	0	642,779
43 2335 PROGRAM INCOME LEGAL SVC	6,651	5,500	5,500	0	5,500	0	5,500
43 2336 PROGRAM INCOME OUTREACH	-105	0	0	0	0	0	0
43 2338 PRG INCOME FAMILY CAREGI	2,298	0	0	0	0	0	0
43 2345 LOCAL MATCH-SEN.PATROL P	82,595	0	0	0	0	0	0
43 2346 PROG INCOME TITLE III-F	1,267	0	0	0	0	0	0
43 5600 REGISTRATION FEES	30,477	0	0	0	0	0	0
43 6200 NONCAPITAL GIFTS	63,030	0	0	0	0	0	0
43 8042 STATE HEALTH PLAN RESERV	1,224	0	0	0	0	0	0



SUMMARY BY ACCOUNT

4411 -  
14411 DHHS - Division of Aging

DESCRIPTION (1)	2001-2002 ACTUAL (2)	CERTIFIED (3)	2002-2003 AUTHORIZED (4)	INCR/DECR (5)	2003-2004 TOTAL (6)	INCR/DECR (7)	2004-2005 TOTAL (8)
43 81E2 TRANSFER FROM B/C 64411	13,493	0	0	0	0	0	0
43 8129 TRF FROM FUND 1992	0	683	683	0	683	0	683
53 8220 REIMBURSEMENT- DUAL EMPL	173	0	0	0	0	0	0
53 88FD SR FARMERS MKT NUT PROG	0	54,000	54,000	0	54,000	0	54,000
53 88XR FEMA RSG GRANT AWARD	-31,291	0	0	0	0	0	0
53 884B TITLE III-B	10,463,061	9,330,101	9,330,101	0	9,330,101	0	9,330,101
53 884C TITLE III NUTRITION C1	6,694,885	7,088,728	7,088,728	0	7,088,728	0	7,088,728
53 884D TITLE III NUTRITION C2	4,600,644	3,588,305	3,588,305	0	3,588,305	0	3,588,305
53 884E TITLE III-D	0	253,335	253,335	0	253,335	0	253,335
53 884F SPEC OMBUDSMAN	249,675	115,043	115,043	0	115,043	0	115,043
53 884G ELDER ABUSE	138,616	122,704	122,704	0	122,704	0	122,704
53 884H TITLE III-F	518,309	568,232	568,232	0	568,232	0	568,232
53 884J FOSTER GRANDPARENT PROG	529,693	496,112	496,112	0	496,112	0	496,112
53 884K TITLE V-SR EMPLOYMENT	2,149,560	2,390,508	2,390,508	0	2,390,508	0	2,390,508
53 884L USDA FOOD DISTRIBUTION	3,442,371	3,168,668	3,168,668	0	3,168,668	0	3,168,668
53 884N REF. MEDICARE BENE	0	264	264	0	264	0	264
53 884S SEN.PATROL PRJ-100%	217,785	0	0	0	0	0	0
53 884T SEN.PATROL PRJ 75%	66,067	0	0	0	0	0	0
53 884U PERFORMANCE MEASURES	61,020	0	0	0	0	0	0
53 884V FAMILY CAREGIVER GRANT	2,012,763	3,197,808	3,197,808	0	3,197,808	0	3,197,808
53 884W PROJECT CARE GRANT	99,981	219,647	219,647	0	219,647	0	219,647
53 887Q SSBG	1,936,615	1,948,699	1,948,699	0	1,948,699	0	1,948,699
53 888C USDA NUTRITION PROGRAM	4,939	0	0	0	0	0	0
43 8980 PRIOR FISCAL YR TRANSFER	1,076,208	0	0	0	0	0	0
-----							
TOTAL RECEIPTS	43,517,548	40,846,479	40,846,479	0	40,846,479	0	40,846,479
-----							
NET APPROPRIATION	26,315,927	28,585,838	28,585,838	0	28,585,838	0	28,585,838

POSITION COUNTS  
SUMMARY BY FUND

4411 -  
14411 DHHS - Division of Aging

DESCRIPTION (1)	2001-2002 ACTUAL (2)	CERTIFIED (3)	2002-2003 AUTHORIZED (4)	INCR/DECR (5)	2003-2004 TOTAL (6)	INCR/DECR (7)	2004-2005 TOTAL (8)
REQUIREMENTS							
1110 STATE ADMINISTRATION	30.00	29.76	29.76	.00	29.76	.00	29.76
1310 ELDER RIGHTS PROG	4.00	4.00	4.00	.00	4.00	.00	4.00
TOTAL REQUIREMENTS	34.00	33.76	33.76	.00	33.76	.00	33.76

POSITION COUNTS  
SUMMARY BY ACCOUNT

4411 -  
14411 DHHS - Division of Aging

DESCRIPTION (1)	2001-2002 ACTUAL (2)	CERTIFIED (3)	2002-2003 AUTHORIZED (4)	INCR/DECR (5)	2003-2004 TOTAL (6)	INCR/DECR (7)	2004-2005 TOTAL (8)
REQUIREMENTS							
53 1211 SPA-REG SALARIES-APPRO	10.10	10.15	10.15	.00	10.15	.00	10.15
53 1212 SPA-REG SALARIES-RECPT	23.90	23.60	23.60	.00	23.60	.00	23.60
TOTAL REQUIREMENTS	34.00	33.76	33.76	.00	33.76	.00	33.76

FUND DETAIL

4411 -  
 14411 DHHS - Division of Aging  
 1110 State Administration

DESCRIPTION (1)	2001-2002 ACTUAL (2)	CERTIFIED (3)	2002-2003 AUTHORIZED (4)	INCR/DECR (5)	2003-2004 TOTAL (6)	INCR/DECR (7)	2004-2005 TOTAL (8)
REQUIREMENTS							
53 1211 SPA-REG SALARIES-APPRO	407,070	441,833	441,833	0	441,833	0	441,833
53 1212 SPA-REG SALARIES-RECPT	909,584	938,494	938,494	0	938,494	0	938,494
53 1222 TEMP. POSITION-RECP.	37,544	0	0	0	0	0	0
53 1452 DUAL EMPLOY-WAGES-RECPT	161	0	0	0	0	0	0
53 1461 EPA&SPA-LONGVTY PAY-APPR	7,026	7,867	7,867	0	7,867	0	7,867
53 1462 EPA&SPA-LONGVTY PAY-REC	14,897	20,572	20,572	0	20,572	0	20,572
53 1511 SOCIAL SEC CONTRIB-APPRO	30,751	37,675	37,675	0	37,675	0	37,675
53 1512 SOCIAL SEC CONTRIB-RECPT	72,060	72,689	72,689	0	72,689	0	72,689
53 1521 REG RETIRE CONTRIB-APPRO	20,729	13,626	13,626	0	13,626	0	13,626
53 1522 REG RETIRE CONTRIB-RECPT	46,283	29,060	29,060	0	29,060	0	29,060
53 1561 MED INS CONTRIB-APPRO	25,881	31,028	31,028	0	31,028	0	31,028
53 1562 MED INS CONTRIB-RECPTS	51,562	60,974	60,974	0	60,974	0	60,974
53 1625 SHRT TERM DISABILITY PAY	0	588	588	0	588	0	588
53 1651 COMPENSATION TO BOARD ME	735	748	748	0	748	0	748
TOTAL PERSONAL SERVICES	1,624,283	1,655,154	1,655,154	0	1,655,154	0	1,655,154
53 2120 FINAN/AUDIT SERVICES	0	1,766	1,766	0	1,766	0	1,766
53 2170 TEMPORARY EMPLOY AGENCY	306	0	0	0	0	0	0
53 2199 MISC CONTRACTUAL SERVICE	118,734	70,696	70,696	0	70,696	0	70,696
53 2300 REPAIR SERVICE	140	3,640	3,640	0	3,640	0	3,640
53 2400 MAINTENANCE AGREEMENTS	5,741	5,170	5,170	0	5,170	0	5,170
53 2500 RENTAL/LEASES	8,775	13,230	13,230	0	13,230	0	13,230
53 2700 TRAVEL/OTHER EMP EXPENSE	52,220	70,890	70,890	0	70,890	0	70,890
53 2800 COMMUNICATION/DATA PROC	29,076	67,365	67,365	0	67,365	0	67,365
53 2900 OTHER SERVICES	2,734	11,484	11,484	0	11,484	0	11,484
TOTAL PURCHASED SERVICES	217,726	244,241	244,241	0	244,241	0	244,241
53 3100 GENERAL ADMIN SUPPLIES	17,181	14,265	14,265	0	14,265	0	14,265
53 3300 OILS, LUBRICANTS, FLUIDS	0	12	12	0	12	0	12
53 3700 EDUCATIONAL SUPPLIES	15	167	167	0	167	0	167
TOTAL SUPPLIES	17,196	14,444	14,444	0	14,444	0	14,444
53 4500 EQUIPMENT	27,267	16,778	16,778	0	16,778	0	16,778
53 4600 ART,OTHER ARTIFACTS/LIT	0	500	500	0	500	0	500
53 4700 INTANGIBLE ASSETS	370	4,000	4,000	0	4,000	0	4,000
TOTAL PROPERTY, PLANT & EQUIPMT	27,637	21,278	21,278	0	21,278	0	21,278

FUND DETAIL

4411 -  
 14411 DHHS - Division of Aging  
 1110 State Administration

DESCRIPTION (1)	2001-2002 ACTUAL (2)	CERTIFIED (3)	2002-2003 AUTHORIZED (4)	INCR/DECR (5)	2003-2004 TOTAL (6)	INCR/DECR (7)	2004-2005 TOTAL (8)
REQUIREMENTS							
53 5800 OTHER ADMIN EXPENSES	520	11,039	11,039	0	11,039	0	11,039
TOTAL OTHER EXPENSES & ADJUSTMEN	520	11,039	11,039	0	11,039	0	11,039
53 7170 REDISTRIBUTED COSTS	-3	0	0	0	0	0	0
TOTAL RESERVES	-3	0	0	0	0	0	0
53 8010 DEPENDENT CARE	704	0	0	0	0	0	0
53 81D1 TRNS TO CENTRAL MANAGEME	812	812	812	0	812	0	812
53 8140 TRANSFER TO DOA	0	683	683	0	683	0	683
53 819A TRNS TO DEPT OF ADMINIST	683	0	0	0	0	0	0
53 8990 TRANS TO SUBSEQ YEAR	100,000	0	0	0	0	0	0
TOTAL INTRAGOVERNMENTAL TRANSACT	102,199	1,495	1,495	0	1,495	0	1,495
TOTAL REQUIREMENTS	1,989,558	1,947,651	1,947,651	0	1,947,651	0	1,947,651
ESTIMATED RECEIPTS							
43 5600 REGISTRATION FEES	30,477	0	0	0	0	0	0
43 6200 NONCAPITAL GIFTS	280	0	0	0	0	0	0
43 81E2 TRANSFER FROM B/C 64411	13,493	0	0	0	0	0	0
43 8129 TRF FROM FUND 1992	0	683	683	0	683	0	683
53 8220 REIMBURSEMENT- DUAL EMPL	173	0	0	0	0	0	0
53 884B TITLE III-B	396,916	408,722	408,722	0	408,722	0	408,722
53 884C TITLE III NUTRITION C1	446,115	555,759	555,759	0	555,759	0	555,759
53 884D TITLE III NUTRITION C2	41,381	126,003	126,003	0	126,003	0	126,003
53 884E TITLE III-D	0	7,907	7,907	0	7,907	0	7,907
53 884K TITLE V-SR EMPLOYMENT	66,958	85,238	85,238	0	85,238	0	85,238
53 884N REF. MEDICARE BENE	0	264	264	0	264	0	264
53 884S SEN.PATROL PRJ-100%	71,567	0	0	0	0	0	0
53 884U PERFORMANCE MEASURES	335	0	0	0	0	0	0
53 884V FAMILY CAREGIVER GRANT	87,122	18,738	18,738	0	18,738	0	18,738
53 884W PROJECT CARE GRANT	1,504	0	0	0	0	0	0
53 887Q SSBG	87,283	114,622	114,622	0	114,622	0	114,622
53 888C USDA NUTRITION PROGRAM	6,554	0	0	0	0	0	0

FUND DETAIL

4411 -  
 14411 DHHS - Division of Aging  
 1110 State Administration

DESCRIPTION (1)	2001-2002 ACTUAL (2)	CERTIFIED (3)	2002-2003 AUTHORIZED (4)	INCR/DECR (5)	2003-2004 TOTAL (6)	INCR/DECR (7)	2004-2005 TOTAL (8)
-----							
TOTAL RECEIPTS	1,250,158	1,317,936	1,317,936	0	1,317,936	0	1,317,936
-----							
NET APPROPRIATION	739,400	629,715	629,715	0	629,715	0	629,715

FUND DETAIL

4411 -  
 14411 DHHS - Division of Aging  
 1210 Community Based Services

DESCRIPTION (1)	2001-2002 ACTUAL (2)	CERTIFIED (3)	2002-2003 AUTHORIZED (4)	INCR/DECR (5)	2003-2004 TOTAL (6)	INCR/DECR (7)	2004-2005 TOTAL (8)
REQUIREMENTS							
53 6160 USDA NUTRITION	3,442,371	3,168,668	3,168,668	0	3,168,668	0	3,168,668
53 6165 SENIOR FARMER'S MARKET	0	54,000	54,000	0	54,000	0	54,000
53 6307 SENIOR CTR-OUTREACH	380,046	135,557	135,557	0	135,557	0	135,557
53 6310 LEGAL SERVICES	369,280	385,156	385,156	0	385,156	0	385,156
53 6313 TITLE III PLAN. AND ADMI	3,858,144	4,101,495	4,101,495	0	4,101,495	0	4,101,495
53 6331 HCCBG-ACCESS	8,962,129	8,032,902	8,032,902	0	8,032,902	0	8,032,902
53 6332 HCCBG-IN HOME/SUPP SVCS	23,335,973	26,156,467	26,156,467	0	26,156,467	0	26,156,467
53 6333 HCCBG-CONGREG MEALS	8,767,917	8,090,403	8,090,403	0	8,090,403	0	8,090,403
53 6334 HCCBG-HOME DEL MEALS	8,726,625	7,225,384	7,225,384	0	7,225,384	0	7,225,384
53 6336 TITLE III-F PREVENT HEAL	487,195	508,665	508,665	0	508,665	0	508,665
53 6337 TITLE IIID MED.MGMT.	123,845	151,503	151,503	0	151,503	0	151,503
53 6338 FAMILY CAREGIVER SUPPORT	2,265,133	2,860,806	2,860,806	0	2,860,806	0	2,860,806
53 6347 DISASTER ASSIST 00/01	55,567	0	0	0	0	0	0
53 6350 TITLE V SENIOR EMPLOYMEN	2,314,381	2,561,412	2,561,412	0	2,561,412	0	2,561,412
53 6408 SENIOR CENTER DEVELOP.	979,430	958,128	958,128	0	958,128	0	958,128
53 6410 ADULT DAY CARE	44,989	0	0	0	0	0	0
53 6443 TEST PERFORM MEASURES	67,956	0	0	0	0	0	0
53 6445 SENIOR MEDICARE PATROL P	217,158	0	0	0	0	0	0
53 6446 PROJECT CARE	115,253	219,647	219,647	0	219,647	0	219,647
53 6603 ALZHEIMER'S DISEASE	50,000	50,000	50,000	0	50,000	0	50,000
53 6605 SENIOR GAMES	175,000	175,000	175,000	0	175,000	0	175,000
53 6610 ALZHEIMER ASSN ST.GRANTS	150,000	150,000	150,000	0	150,000	0	150,000
53 6918 FOSTER GP-CASWELL CENTER	365,053	359,131	359,131	0	359,131	0	359,131
53 6919 FOSTER GP- W CAROLINA CT	312,671	288,763	288,763	0	288,763	0	288,763
53 6992 FANS/HEAT RELIEF PROG.	62,750	0	0	0	0	0	0
TOTAL AID & PUBLIC ASSISTANCE	65,628,866	65,633,087	65,633,087	0	65,633,087	0	65,633,087
53 7170 REDISTRIBUTED COSTS	-1	0	0	0	0	0	0
TOTAL RESERVES	-1	0	0	0	0	0	0
TOTAL REQUIREMENTS	65,628,865	65,633,087	65,633,087	0	65,633,087	0	65,633,087

FUND DETAIL

4411 -  
 14411 DHHS - Division of Aging  
 1210 Community Based Services

DESCRIPTION (1)	2001-2002 ACTUAL (2)	CERTIFIED (3)	2002-2003 AUTHORIZED (4)	INCR/DECR (5)	2003-2004 TOTAL (6)	INCR/DECR (7)	2004-2005 TOTAL (8)
ESTIMATED RECEIPTS							
43 2304 LOCAL MATCH	6,009,103	5,395,940	5,395,940	0	5,395,940	0	5,395,940
43 2305 TITLE V LOCAL PARTICIPAT	231,437	256,142	256,142	0	256,142	0	256,142
43 2306 OTHER RESOURCES	23,190	0	0	0	0	0	0
43 2308 GRANTEE MATCH FGP	148,031	151,782	151,782	0	151,782	0	151,782
43 2323 MATCH ACD START-UP GRNT	11,246	0	0	0	0	0	0
43 2324 LOC MATCH TITLE III-F 15	418	0	0	0	0	0	0
43 2326 LOCAL MATCH TITLE III-F	60,711	66,851	66,851	0	66,851	0	66,851
43 2331 PROGRAM INCOME ACCESS	148,040	153,801	153,801	0	153,801	0	153,801
43 2332 PROG INCOME IN HOME SUP	438,233	394,909	394,909	0	394,909	0	394,909
43 2333 PROG INCOME CONG MEALS	1,071,650	1,073,389	1,073,389	0	1,073,389	0	1,073,389
43 2334 PROG INCOME HOME DEL MEA	747,872	642,779	642,779	0	642,779	0	642,779
43 2335 PROGRAM INCOME LEGAL SVC	6,651	5,500	5,500	0	5,500	0	5,500
43 2336 PROGRAM INCOME OUTREACH	-105	0	0	0	0	0	0
43 2338 PRG INCOME FAMILY CAREGI	2,298	0	0	0	0	0	0
43 2345 LOCAL MATCH-SEN.PATROL P	82,595	0	0	0	0	0	0
43 2346 PROG INCOME TITLE III-F	1,267	0	0	0	0	0	0
43 6200 NONCAPITAL GIFTS	62,750	0	0	0	0	0	0
53 88FD SR FARMERS MKT NUT PROG	0	54,000	54,000	0	54,000	0	54,000
53 884B TITLE III-B	8,996,089	7,907,806	7,907,806	0	7,907,806	0	7,907,806
53 884C TITLE III NUTRITION C1	6,243,098	6,532,969	6,532,969	0	6,532,969	0	6,532,969
53 884D TITLE III NUTRITION C2	4,551,038	3,462,302	3,462,302	0	3,462,302	0	3,462,302
53 884E TITLE III-D	0	245,428	245,428	0	245,428	0	245,428
53 884H TITLE III-F	518,309	568,232	568,232	0	568,232	0	568,232
53 884J FOSTER GRANDPARENT PROG	529,693	496,112	496,112	0	496,112	0	496,112
53 884K TITLE V-SR EMPLOYMENT	2,082,943	2,305,270	2,305,270	0	2,305,270	0	2,305,270
53 884L USDA FOOD DISTRIBUTION	3,442,371	3,168,668	3,168,668	0	3,168,668	0	3,168,668
53 884S SEN.PATROL PRJ-100%	134,563	0	0	0	0	0	0
53 884T SEN.PATROL PRJ 75%	55,567	0	0	0	0	0	0
53 884U PERFORMANCE MEASURES	50,967	0	0	0	0	0	0
53 884V FAMILY CAREGIVER GRANT	1,951,076	3,179,070	3,179,070	0	3,179,070	0	3,179,070
53 884W PROJECT CARE GRANT	115,253	219,647	219,647	0	219,647	0	219,647
53 887Q SSBG	1,848,609	1,834,077	1,834,077	0	1,834,077	0	1,834,077
43 8980 PRIOR FISCAL YR TRANSFER	1,076,208	0	0	0	0	0	0



FUND DETAIL

4411 -  
 14411 DHHS - Division of Aging  
 1210 Community Based Services

DESCRIPTION (1)	2001-2002 ACTUAL (2)	CERTIFIED (3)	2002-2003 AUTHORIZED (4)	INCR/DECR (5)	2003-2004 TOTAL (6)	INCR/DECR (7)	2004-2005 TOTAL (8)
TOTAL RECEIPTS	40,641,171	38,114,674	38,114,674	0	38,114,674	0	38,114,674
-----							
NET APPROPRIATION	24,987,694	27,518,413	27,518,413	0	27,518,413	0	27,518,413

FUND DETAIL

4411 -  
 14411 DHHS - Division of Aging  
 1310 Elder Rights Program

DESCRIPTION (1)	2001-2002 ACTUAL (2)	CERTIFIED (3)	2002-2003 AUTHORIZED (4)	INCR/DECR (5)	2003-2004 TOTAL (6)	INCR/DECR (7)	2004-2005 TOTAL (8)
REQUIREMENTS							
53 1211 SPA-REG SALARIES-APPRO	22,522	31,963	31,963	0	31,963	0	31,963
53 1212 SPA-REG SALARIES-RECPT	92,962	143,859	143,859	0	143,859	0	143,859
53 1461 EPA&SPA-LONGVTY PAY-APPR	0	224	224	0	224	0	224
53 1462 EPA&SPA-LONGVTY PAY-REC	0	1,267	1,267	0	1,267	0	1,267
53 1511 SOCIAL SEC CONTRIB-APPRO	1,717	2,529	2,529	0	2,529	0	2,529
53 1512 SOCIAL SEC CONTRIB-RECPT	6,977	11,745	11,745	0	11,745	0	11,745
53 1521 REG RETIRE CONTRIB-APPRO	1,126	975	975	0	975	0	975
53 1522 REG RETIRE CONTRIB-RECPT	4,648	4,397	4,397	0	4,397	0	4,397
53 1561 MED INS CONTRIB-APPRO	737	2,142	2,142	0	2,142	0	2,142
53 1562 MED INS CONTRIB-RECPTS	3,681	9,524	9,524	0	9,524	0	9,524
TOTAL PERSONAL SERVICES	134,370	208,625	208,625	0	208,625	0	208,625
53 2300 REPAIR SERVICE	0	100	100	0	100	0	100
53 2400 MAINTENANCE AGREEMENTS	0	100	100	0	100	0	100
53 2500 RENTAL/LEASES	1,094	1,100	1,100	0	1,100	0	1,100
53 2700 TRAVEL/OTHER EMP EXPENSE	882	5,650	5,650	0	5,650	0	5,650
53 2800 COMMUNICATION/DATA PROC	4,694	6,375	6,375	0	6,375	0	6,375
53 2900 OTHER SERVICES	564	1,525	1,525	0	1,525	0	1,525
TOTAL PURCHASED SERVICES	7,234	14,850	14,850	0	14,850	0	14,850
53 3100 GENERAL ADMIN SUPPLIES	3,694	1,500	1,500	0	1,500	0	1,500
TOTAL SUPPLIES	3,694	1,500	1,500	0	1,500	0	1,500
53 4500 EQUIPMENT	300	200	200	0	200	0	200
TOTAL PROPERTY, PLANT & EQUIPMT	300	200	200	0	200	0	200
53 5800 OTHER ADMIN EXPENSES	1,240	900	900	0	900	0	900
TOTAL OTHER EXPENSES & ADJUSTMEN	1,240	900	900	0	900	0	900
53 6312 NH OMBUDSMAN PROJECTS	1,791,072	1,486,332	1,486,332	0	1,486,332	0	1,486,332
53 6318 TITLE III ELDER ABUSE	163,156	139,172	139,172	0	139,172	0	139,172
TOTAL AID & PUBLIC ASSISTANCE	1,954,228	1,625,504	1,625,504	0	1,625,504	0	1,625,504
53 8010 DEPENDENT CARE	143	0	0	0	0	0	0
TOTAL INTRAGOVERNMENTAL TRANSACT	143	0	0	0	0	0	0

FUND DETAIL

4411 -  
 14411 DHHS - Division of Aging  
 1310 Elder Rights Program

DESCRIPTION (1)	2001-2002 ACTUAL (2)	CERTIFIED (3)	2002-2003 AUTHORIZED (4)	INCR/DECR (5)	2003-2004 TOTAL (6)	INCR/DECR (7)	2004-2005 TOTAL (8)
-----							
TOTAL REQUIREMENTS	2,101,209	1,851,579	1,851,579	0	1,851,579	0	1,851,579
-----							
ESTIMATED RECEIPTS							
-----							
43 2304 LOCAL MATCH	195,413	162,549	162,549	0	162,549	0	162,549
43 2306 OTHER RESOURCES	200	0	0	0	0	0	0
53 884B TITLE III-B	1,097,458	1,013,573	1,013,573	0	1,013,573	0	1,013,573
53 884F SPEC OMBUDSMAN	249,676	115,043	115,043	0	115,043	0	115,043
53 884G ELDER ABUSE	138,684	122,704	122,704	0	122,704	0	122,704
-----							
TOTAL RECEIPTS	1,681,431	1,413,869	1,413,869	0	1,413,869	0	1,413,869
-----							
NET APPROPRIATION	419,778	437,710	437,710	0	437,710	0	437,710

FUND DETAIL

4411 -  
 14411 DHHS - Division of Aging  
 1810 Revenue Clearing

DESCRIPTION (1)	2001-2002 ACTUAL (2)	CERTIFIED (3)	2002-2003 AUTHORIZED (4)	INCR/DECR (5)	2003-2004 TOTAL (6)	INCR/DECR (7)	2004-2005 TOTAL (8)
ESTIMATED RECEIPTS							
53 884B TITLE III-B	-74,357	0	0	0	0	0	0
53 884C TITLE III NUTRITION C1	-39,736	0	0	0	0	0	0
53 884D TITLE III NUTRITION C2	-1,989	0	0	0	0	0	0
53 884F SPEC OMBUDSMAN	-1	0	0	0	0	0	0
53 884G ELDER ABUSE	4	0	0	0	0	0	0
53 884K TITLE V-SR EMPLOYMENT	3,320	0	0	0	0	0	0
53 884S SEN.PATROL PRJ-100%	-6,640	0	0	0	0	0	0
53 884V FAMILY CAREGIVER GRANT	-25,435	0	0	0	0	0	0
53 884W PROJECT CARE GRANT	-16,776	0	0	0	0	0	0
53 887Q SSBG	-7,053	0	0	0	0	0	0
53 888C USDA NUTRITION PROGRAM	-1,615	0	0	0	0	0	0
-----							
TOTAL RECEIPTS	-170,278	0	0	0	0	0	0
-----							
NET APPROPRIATION	170,278	0	0	0	0	0	0

FUND DETAIL

4411 -  
 14411 DHHS - Division of Aging  
 191A Statewide Reserve

DESCRIPTION (1)	2001-2002 ACTUAL (2)	CERTIFIED (3)	2002-2003 AUTHORIZED (4)	INCR/DECR (5)	2003-2004 TOTAL (6)	INCR/DECR (7)	2004-2005 TOTAL (8)
ESTIMATED RECEIPTS							
43 8042 STATE HEALTH PLAN RESERV	1,224	0	0	0	0	0	0
TOTAL RECEIPTS	1,224	0	0	0	0	0	0
NET APPROPRIATION	-1,224	0	0	0	0	0	0

FUND DETAIL

4411 -  
 14411 DHHS - Division of Aging  
 1992 Prior Year Earned Revenue

DESCRIPTION (1)	2001-2002 ACTUAL (2)	CERTIFIED (3)	2002-2003 AUTHORIZED (4)	INCR/DECR (5)	2003-2004 TOTAL (6)	INCR/DECR (7)	2004-2005 TOTAL (8)
REQUIREMENTS							
53 81D1 TRNS TO CENTRAL MANAGEME	145,134	0	0	0	0	0	0
TOTAL INTRAGOVERNMENTAL TRANSACT	145,134	0	0	0	0	0	0
TOTAL REQUIREMENTS	145,134	0	0	0	0	0	0
ESTIMATED RECEIPTS							
53 884B TITLE III-B	46,955	0	0	0	0	0	0
53 884C TITLE III NUTRITION C1	45,408	0	0	0	0	0	0
53 884D TITLE III NUTRITION C2	10,214	0	0	0	0	0	0
53 884G ELDER ABUSE	-72	0	0	0	0	0	0
53 884K TITLE V-SR EMPLOYMENT	-3,661	0	0	0	0	0	0
53 884S SEN.PATROL PRJ-100%	18,295	0	0	0	0	0	0
53 884T SEN.PATROL PRJ 75%	10,500	0	0	0	0	0	0
53 884U PERFORMANCE MEASURES	9,718	0	0	0	0	0	0
53 887Q SSBG	7,776	0	0	0	0	0	0
TOTAL RECEIPTS	145,133	0	0	0	0	0	0
NET APPROPRIATION	1	0	0	0	0	0	0

FUND DETAIL

4411 -  
 14411 DHHS - Division of Aging  
 1993 Prior Year Adjustments or Audit Exceptions

DESCRIPTION (1)	2001-2002 ACTUAL (2)	CERTIFIED (3)	2002-2003 AUTHORIZED (4)	INCR/DECR (5)	2003-2004 TOTAL (6)	INCR/DECR (7)	2004-2005 TOTAL (8)
REQUIREMENTS							
53 2500 RENTAL/LEASES	-91	0	0	0	0	0	0
TOTAL PURCHASED SERVICES	-91	0	0	0	0	0	0
53 3100 GENERAL ADMIN SUPPLIES	-170	0	0	0	0	0	0
TOTAL SUPPLIES	-170	0	0	0	0	0	0
53 4500 EQUIPMENT	-314	0	0	0	0	0	0
TOTAL PROPERTY, PLANT & EQUIPMT	-314	0	0	0	0	0	0
53 6346 FEMA-CRISIS COUNSELING	-30,716	0	0	0	0	0	0
TOTAL AID & PUBLIC ASSISTANCE	-30,716	0	0	0	0	0	0
TOTAL REQUIREMENTS	-31,291	0	0	0	0	0	0
ESTIMATED RECEIPTS							
53 88XR FEMA RSG GRANT AWARD	-31,291	0	0	0	0	0	0
TOTAL RECEIPTS	-31,291	0	0	0	0	0	0
NET APPROPRIATION	0	0	0	0	0	0	0

SUMMARY BY FUND

4420 -  
14420 DHHS - Division of Child Development

DESCRIPTION (1)	2001-2002 ACTUAL (2)	CERTIFIED (3)	2002-2003 AUTHORIZED (4)	INCR/DECR (5)	2003-2004 TOTAL (6)	INCR/DECR (7)	2004-2005 TOTAL (8)
<b>REQUIREMENTS</b>							
1111 GENERAL ADMINISTRATION	13,317,051	14,362,633	14,362,633	0	14,362,633	4,181	14,366,814
1711 EARLY CHILDHOOD INITIATI	209,510,334	198,035,632	198,035,632	0	198,035,632	0	198,035,632
1811 CHILD DEVELOPMENT SERVS.	311,019,518	333,308,548	333,308,548	-15,000,000	318,308,548	-15,000,000	318,308,548
1993 PRIOR YR. UNEARNED REVEN	1,824,117	0	0	0	0	0	0
<b>TOTAL REQUIREMENTS</b>	<b>535,671,020</b>	<b>545,706,813</b>	<b>545,706,813</b>	<b>-15,000,000</b>	<b>530,706,813</b>	<b>-14,995,819</b>	<b>530,710,994</b>
<b>ESTIMATED RECEIPTS</b>							
1111 GENERAL ADMINISTRATION	8,601,201	9,449,581	9,449,581	0	9,449,581	0	9,449,581
1190 REVENUE CLEARING	-3,724,346	0	0	0	0	0	0
1711 EARLY CHILDHOOD INITIATI	1,377,989	0	0	0	0	0	0
1811 CHILD DEVELOPMENT SERVS.	244,727,642	254,255,058	254,255,058	0	254,255,058	0	254,255,058
191A STATEWIDE RESERVE	10,973	0	0	0	0	0	0
1992 PRIOR YEAR EARNED REVENU	3,460,811	0	0	0	0	0	0
1993 PRIOR YR. UNEARNED REVEN	3,458,751	0	0	0	0	0	0
<b>TOTAL RECEIPTS</b>	<b>257,913,021</b>	<b>263,704,639</b>	<b>263,704,639</b>	<b>0</b>	<b>263,704,639</b>	<b>0</b>	<b>263,704,639</b>
<b>NET APPROPRIATION</b>	<b>277,757,999</b>	<b>282,002,174</b>	<b>282,002,174</b>	<b>-15,000,000</b>	<b>267,002,174</b>	<b>-14,995,819</b>	<b>267,006,355</b>



SUMMARY BY ACCOUNT

4420 -  
14420 DHHS - Division of Child Development

DESCRIPTION (1)	2001-2002 ACTUAL (2)	CERTIFIED (3)	2002-2003 AUTHORIZED (4)	INCR/DECR (5)	2003-2004 TOTAL (6)	INCR/DECR (7)	2004-2005 TOTAL (8)
REQUIREMENTS							
53 1211 SPA-REG SALARIES-APPRO	3,094,315	3,064,357	3,064,357	0	3,064,357	0	3,064,357
53 1212 SPA-REG SALARIES-RECPT	5,823,872	6,331,879	6,331,879	0	6,331,879	0	6,331,879
53 1221 SPA TIME LIMITED SAL-APP	4,791	0	0	0	0	0	0
53 1222 SPA TIME LIMITED SAL-REC	21,017	1,400	1,400	0	1,400	0	1,400
53 1461 EPA&SPA-LONGVTY PAY-APPR	58,376	50,017	50,017	6,218	56,235	10,450	60,467
53 1462 EPA&SPA-LONGVTY PAY-REC	74,229	90,980	90,980	0	90,980	5,599	96,579
53 1511 SOCIAL SEC CONTRIB-APPRO	232,961	239,642	239,642	-763	238,879	-440	239,202
53 1512 SOCIAL SEC CONTRIB-RECPT	444,387	486,908	486,908	5,048	491,956	5,476	492,384
53 1521 REG RETIRE CONTRIB-APPRO	157,871	154,554	154,554	0	154,554	0	154,554
53 1522 REG RETIRE CONTRIB-RECPT	294,894	318,809	318,809	0	318,809	0	318,809
53 1561 MED INS CONTRIB-APPRO	212,346	243,108	243,108	-12,634	230,474	-12,634	230,474
53 1562 MED INS CONTRIB-RECPTS	400,232	528,673	528,673	-5,865	522,808	-5,865	522,808
53 1572 UNEMP COMP PYMTS TO ESC	0	3,493	3,493	0	3,493	0	3,493
53 1621 SEVER SLRY CONTINUE-APPR	52,402	0	0	0	0	0	0
53 1631 WRKER COMP-MED PAYMENTS	64,327	4,423	4,423	0	4,423	0	4,423
53 1651 COMPENSATION TO BOARD ME	1,155	1,200	1,200	0	1,200	0	1,200
TOTAL PERSONAL SERVICES	10,937,175	11,519,443	11,519,443	-7,996	11,511,447	2,586	11,522,029
53 2110 LEGAL SERVICES	87,008	89,801	89,801	0	89,801	0	89,801
53 2140 INFORMATN TECHNOLOGY SVC	0	517,812	517,812	0	517,812	0	517,812
53 2170 ADMIN SERVICES	248,443	167,456	167,456	0	167,456	0	167,456
53 2192 HONORARIUMS	5,214	12,000	12,000	0	12,000	0	12,000
53 2199 MISC CONTRACTUAL SERVICE	90,253	27,172	27,172	0	27,172	0	27,172
53 2300 REPAIR SERVICES	1,222	2,400	2,400	0	2,400	0	2,400
53 2400 MAINTENANCE AGREEMENTS	25,811	37,200	37,200	0	37,200	0	37,200
53 2500 RENTALS/LEASES	495,506	713,293	713,293	0	713,293	-5,210	708,083
53 2700 TRAVEL&OTHER EMPLOYEE EX	309,769	570,337	570,337	0	570,337	0	570,337
53 2800 COMMUNICATION&DATA PROC	789,552	836,987	836,987	-9,000	827,987	-9,000	827,987
53 2900 OTHER SERVICES	7,100	14,109	14,109	0	14,109	0	14,109
TOTAL PURCHASED SERVICES	2,059,878	2,988,567	2,988,567	-9,000	2,979,567	-14,210	2,974,357
53 3100 GENERAL ADMIN SUPPLIES	88,786	121,655	121,655	-5,000	116,655	-5,000	116,655
53 3400 FOOD & DIETARY SUPPLIES	0	60	60	0	60	0	60
53 3900 OTHER MATERIALS & SUPPLI	4,217	13,300	13,300	-3,000	10,300	-3,000	10,300
TOTAL SUPPLIES	93,003	135,015	135,015	-8,000	127,015	-8,000	127,015

SUMMARY BY ACCOUNT

4420 -

14420 DHHS - Division of Child Development

DESCRIPTION (1)	2001-2002 ACTUAL (2)	CERTIFIED (3)	2002-2003 AUTHORIZED (4)	INCR/DECR (5)	2003-2004 TOTAL (6)	INCR/DECR (7)	2004-2005 TOTAL (8)
53 4500 EQUIPMENT	68,903	202,819	202,819	-15,000	187,819	-15,000	187,819
53 4600 ART,OTHER ARTIFACTS&LIT	465	1,500	1,500	0	1,500	0	1,500
53 4700 INTANGIBLE ASSETS	3,098	16,765	16,765	-5,876	10,889	-6,250	10,515
TOTAL PROPERTY, PLANT & EQUIPMT	72,466	221,084	221,084	-20,876	200,208	-21,250	199,834
53 5800 OTHER ADMINISTRATIVE EXP	17,457	7,986	7,986	817	8,803	0	7,986
TOTAL OTHER EXPENSES & ADJUSTMEN	17,457	7,986	7,986	817	8,803	0	7,986
53 6141 SSBG SERVICES	3,000,005	3,000,000	3,000,000	0	3,000,000	0	3,000,000
53 6142 DAY CARE SUBSIDY/STATE	51,184,957	63,017,182	63,017,182	-15,000,000	48,017,182	-15,000,000	48,017,182
53 6145 CCDF MANDATORY SUBSIDY	49,619,680	56,515,053	56,515,053	0	56,515,053	0	56,515,053
53 6146 TANF CC MOE	37,999,999	38,000,000	38,000,000	0	38,000,000	0	38,000,000
53 6147 CCDF DISCRET. SUBSIDY	108,455,263	111,980,835	111,980,835	0	111,980,835	0	111,980,835
53 6148 CCDF MATCH.-FEDERAL	42,195,502	43,359,776	43,359,776	0	43,359,776	0	43,359,776
53 6149 STATE MATCH	26,056,589	27,136,308	27,136,308	0	27,136,308	0	27,136,308
53 6150 TANF SUBSIDY	26,621,239	26,621,241	26,621,241	0	26,621,241	0	26,621,241
53 6489 SMART START-WAGE\$	6,860,987	4,283,076	4,283,076	0	4,283,076	0	4,283,076
53 6490 R & R GRANTS	2,461,398	2,450,000	2,450,000	0	2,450,000	0	2,450,000
53 6496 PROFESSNL DEV CONTRACTS	92,274	184,000	184,000	0	184,000	0	184,000
53 6497 NCPC LOCAL SS FUNDS	133,569,123	131,101,097	131,101,097	0	131,101,097	0	131,101,097
53 6498 SMART START EVALUATION	612,336	0	0	0	0	0	0
53 6499 SMART START CONTRACTS	6,757,317	6,958,425	6,958,425	0	6,958,425	0	6,958,425
53 6602 H.S.SUPP.HANDICAP	156,525	148,329	148,329	0	148,329	0	148,329
53 6691 TEACH	2,746,000	3,050,000	3,050,000	0	3,050,000	0	3,050,000
53 6903 EARLYSTART PCC	76,470	0	0	0	0	0	0
53 6997 ICC SUPPORT	158,279	44,500	44,500	0	44,500	0	44,500
53 6998 OTHER GRANTS	11,980,553	9,985,324	9,985,324	0	9,985,324	0	9,985,324
TOTAL AID & PUBLIC ASSISTANCE	510,604,496	527,835,146	527,835,146	-15,000,000	512,835,146	-15,000,000	512,835,146
53 7170 COST REDISTRIBUTION	2	0	0	0	0	0	0
TOTAL RESERVES	2	0	0	0	0	0	0
53 8010 DEPENDENT CARE-OP TFR	6,314	0	0	0	0	0	0

SUMMARY BY ACCOUNT

4420 -  
14420 DHHS - Division of Child Development

DESCRIPTION (1)	2001-2002 ACTUAL (2)	CERTIFIED (3)	2002-2003 AUTHORIZED (4)	INCR/DECR (5)	2003-2004 TOTAL (6)	INCR/DECR (7)	2004-2005 TOTAL (8)
53 81D1 TRF TO B/C 14410 CM	550,055	850	850	50,055	50,905	50,055	50,905
53 81F1 TRF TO B/C 14420 DCD	61,731	0	0	0	0	0	0
53 81J1 TRF TO B/C 14440 DSS	4,954,601	2,993,722	2,993,722	0	2,993,722	0	2,993,722
53 8116 TRF TO DHHS CONTROLLER	0	5,000	5,000	-5,000	0	-5,000	0
53 819A TRANSFER TO DOA	16,676	0	0	0	0	0	0
53 819G TRF TO OSC	105	0	0	0	0	0	0
53 819Q TRF TO B/C 23005 OSBM	34,825	0	0	0	0	0	0
53 8991 TRF TO SUBSEQUENT FY	6,262,236	0	0	0	0	0	0
TOTAL INTRAGOVERNMENTAL TRANSACT	11,886,543	2,999,572	2,999,572	45,055	3,044,627	45,055	3,044,627
TOTAL REQUIREMENTS	535,671,020	545,706,813	545,706,813	-15,000,000	530,706,813	-14,995,819	530,710,994

ESTIMATED RECEIPTS

43 2401 CJ FOUNDATION FOR SIDS	25	0	0	0	0	0	0
43 4310 SALE OF PUBLICATIONS	47,978	36,000	36,000	0	36,000	0	36,000
43 4320 SALE OF SURPLUS PROPERTY	105	0	0	0	0	0	0
43 5500 FINES,PENAL, ASSESS FEE	35,525	0	0	0	0	0	0
43 5600 REGISTRATION FEES	15,831	20,000	20,000	0	20,000	0	20,000
43 6200 NONCAPITAL GIFTS	12,781	0	0	0	0	0	0
43 7990 OTHER MISC REV-PROGRM	4	0	0	0	0	0	0
43 7994 RETURNED CHECK FEE	47	0	0	0	0	0	0
43 8042 STATE HEALTH PLAN RESERV	10,973	0	0	0	0	0	0
43 81D1 TRF FROM 14410	250,000	450,000	450,000	0	450,000	0	450,000
43 81F1 TRF FM 14420 FUND 1993	61,731	0	0	0	0	0	0
53 8303 PYR STATE DC PAYMENTS	525	0	0	0	0	0	0
53 8304 PYR-SMART START	3,464,567	0	0	0	0	0	0
53 8309 PYR HS SUPP GRANTS	12	0	0	0	0	0	0
53 8310 PYR FSA DC PAYMTS	47	0	0	0	0	0	0
53 8311 PYR OTHER GRANTS	787	0	0	0	0	0	0
53 8330 PYR-RENT/LEASE OTHER PRP	100	0	0	0	0	0	0
53 882C HEADSTART COLLAB.	151,856	152,073	152,073	0	152,073	0	152,073
53 882E CCDF-MANDATORY	49,673,104	56,964,199	56,964,199	0	56,964,199	0	56,964,199
53 882F CCDF-MATCHING FUNDS	42,325,062	43,359,776	43,359,776	0	43,359,776	0	43,359,776

SUMMARY BY ACCOUNT

4420 -

14420 DHHS - Division of Child Development

DESCRIPTION (1)	2001-2002 ACTUAL (2)	CERTIFIED (3)	2002-2003 AUTHORIZED (4)	INCR/DECR (5)	2003-2004 TOTAL (6)	INCR/DECR (7)	2004-2005 TOTAL (8)
53 882H CCDF-DISCRETIONARY	53,228,897	60,126,185	60,126,185	0	60,126,185	0	60,126,185
53 885C PROG FOR INF. & TODDLERS	267,623	162,976	162,976	0	162,976	0	162,976
53 887B FSA FFY96	1	0	0	0	0	0	0
53 887Q SSBG	3,000,000	3,000,000	3,000,000	0	3,000,000	0	3,000,000
53 888K TANF	103,891,604	99,433,430	99,433,430	0	99,433,430	0	99,433,430
43 8991 CARRYFORWARD	1,473,836	0	0	0	0	0	0
-----							
TOTAL RECEIPTS	257,913,021	263,704,639	263,704,639	0	263,704,639	0	263,704,639
-----							
NET APPROPRIATION	277,757,999	282,002,174	282,002,174	-15,000,000	267,002,174	-14,995,819	267,006,355

POSITION COUNTS  
SUMMARY BY FUND

4420 -  
14420 DHHS - Division of Child Development

DESCRIPTION (1)	2001-2002 ACTUAL (2)	CERTIFIED (3)	2002-2003 AUTHORIZED (4)	INCR/DECR (5)	2003-2004 TOTAL (6)	INCR/DECR (7)	2004-2005 TOTAL (8)
REQUIREMENTS							
1111 GENERAL ADMINISTRATION	265.75	259.75	259.75	.00	259.75	.00	259.75
TOTAL REQUIREMENTS	265.75	259.75	259.75	.00	259.75	.00	259.75

POSITION COUNTS  
SUMMARY BY ACCOUNT

4420 -  
14420 DHHS - Division of Child Development

DESCRIPTION (1)	2001-2002 ACTUAL (2)	CERTIFIED (3)	2002-2003 AUTHORIZED (4)	INCR/DECR (5)	2003-2004 TOTAL (6)	INCR/DECR (7)	2004-2005 TOTAL (8)
REQUIREMENTS							
53 1211 SPA-REG SALARIES-APPRO	86.50	79.50	79.50	.00	79.50	.00	79.50
53 1212 SPA-REG SALARIES-RECPT	179.25	180.25	180.25	.00	180.25	.00	180.25
TOTAL REQUIREMENTS	265.75	259.75	259.75	.00	259.75	.00	259.75

FUND DETAIL

4420 -  
 14420 DHHS - Division of Child Development  
 1111 General Administration

DESCRIPTION (1)	2001-2002 ACTUAL (2)	CERTIFIED (3)	2002-2003 AUTHORIZED (4)	INCR/DECR (5)	2003-2004 TOTAL (6)	INCR/DECR (7)	2004-2005 TOTAL (8)
REQUIREMENTS							
53 1211 SPA-REG SALARIES-APPRO	3,094,315	3,064,357	3,064,357	0	3,064,357	0	3,064,357
53 1212 SPA-REG SALARIES-RECPT	5,823,872	6,331,879	6,331,879	0	6,331,879	0	6,331,879
53 1221 SPA TIME LIMITED SAL-APP	4,791	0	0	0	0	0	0
53 1222 SPA TIME LIMITED SAL-REC	21,017	1,400	1,400	0	1,400	0	1,400
53 1461 EPA&SPA-LONGVTY PAY-APPR	58,376	50,017	50,017	6,218	56,235	10,450	60,467
53 1462 EPA&SPA-LONGVTY PAY-REC	74,229	90,980	90,980	0	90,980	5,599	96,579
53 1511 SOCIAL SEC CONTRIB-APPRO	232,961	239,642	239,642	-763	238,879	-440	239,202
53 1512 SOCIAL SEC CONTRIB-RECPT	444,387	486,908	486,908	5,048	491,956	5,476	492,384
53 1521 REG RETIRE CONTRIB-APPRO	157,871	154,554	154,554	0	154,554	0	154,554
53 1522 REG RETIRE CONTRIB-RECPT	294,894	318,809	318,809	0	318,809	0	318,809
53 1561 MED INS CONTRIB-APPRO	212,346	243,108	243,108	-12,634	230,474	-12,634	230,474
53 1562 MED INS CONTRIB-RECPTS	400,232	528,673	528,673	-5,865	522,808	-5,865	522,808
53 1572 UNEMP COMP PYMTS TO ESC	0	3,493	3,493	0	3,493	0	3,493
53 1621 SEVER SLRY CONTINUE-APPR	52,402	0	0	0	0	0	0
53 1631 WRKER COMP-MED PAYMENTS	64,327	4,423	4,423	0	4,423	0	4,423
53 1651 COMPENSATION TO BOARD ME	1,155	1,200	1,200	0	1,200	0	1,200
TOTAL PERSONAL SERVICES	10,937,175	11,519,443	11,519,443	-7,996	11,511,447	2,586	11,522,029
53 2110 LEGAL SERVICES	87,008	89,801	89,801	0	89,801	0	89,801
53 2140 INFORMATN TECHNOLOGY SVC	0	2,500	2,500	0	2,500	0	2,500
53 2170 ADMIN SERVICES	248,443	167,456	167,456	0	167,456	0	167,456
53 2192 HONORARIUMS	5,214	12,000	12,000	0	12,000	0	12,000
53 2199 MISC CONTRACTUAL SERVICE	68,063	27,172	27,172	0	27,172	0	27,172
53 2300 REPAIR SERVICES	1,222	2,400	2,400	0	2,400	0	2,400
53 2400 MAINTENANCE AGREEMENTS	25,811	37,200	37,200	0	37,200	0	37,200
53 2500 RENTALS/LEASES	511,648	713,293	713,293	0	713,293	-5,210	708,083
53 2700 TRAVEL&OTHER EMPLOYEE EX	309,769	570,337	570,337	0	570,337	0	570,337
53 2800 COMMUNICATION&DATA PROC	789,552	836,987	836,987	-9,000	827,987	-9,000	827,987
53 2900 OTHER SERVICES	7,100	14,109	14,109	0	14,109	0	14,109
TOTAL PURCHASED SERVICES	2,053,830	2,473,255	2,473,255	-9,000	2,464,255	-14,210	2,459,045
53 3100 GENERAL ADMIN SUPPLIES	88,786	121,655	121,655	-5,000	116,655	-5,000	116,655
53 3400 FOOD & DIETARY SUPPLIES	0	60	60	0	60	0	60
53 3900 OTHER MATERIALS & SUPPLI	4,217	13,300	13,300	-3,000	10,300	-3,000	10,300
TOTAL SUPPLIES	93,003	135,015	135,015	-8,000	127,015	-8,000	127,015
53 4500 EQUIPMENT	68,903	202,819	202,819	-15,000	187,819	-15,000	187,819
53 4600 ART,OTHER ARTIFACTS&LIT	465	1,500	1,500	0	1,500	0	1,500

FUND DETAIL

4420 -  
 14420 DHHS - Division of Child Development  
 1111 General Administration

DESCRIPTION (1)	2001-2002 ACTUAL (2)	CERTIFIED (3)	2002-2003 AUTHORIZED (4)	INCR/DECR (5)	2003-2004 TOTAL (6)	INCR/DECR (7)	2004-2005 TOTAL (8)
REQUIREMENTS							
53 4700 INTANGIBLE ASSETS	3,098	16,765	16,765	-5,876	10,889	-6,250	10,515
TOTAL PROPERTY, PLANT & EQUIPMT	72,466	221,084	221,084	-20,876	200,208	-21,250	199,834
53 5800 OTHER ADMINISTRATIVE EXP	17,457	7,986	7,986	817	8,803	0	7,986
TOTAL OTHER EXPENSES & ADJUSTMEN	17,457	7,986	7,986	817	8,803	0	7,986
53 6496 PROFESSNL DEV CONTRACTS	27,000	0	0	0	0	0	0
53 6998 OTHER GRANTS	5,543	0	0	0	0	0	0
TOTAL AID & PUBLIC ASSISTANCE	32,543	0	0	0	0	0	0
53 7170 COST REDISTRIBUTION	2	0	0	0	0	0	0
TOTAL RESERVES	2	0	0	0	0	0	0
53 8010 DEPENDENT CARE-OP TFR	6,314	0	0	0	0	0	0
53 81D1 TRF TO B/C 14410 CM	50,055	850	850	50,055	50,905	50,055	50,905
53 8116 TRF TO DHHS CONTROLLER	0	5,000	5,000	-5,000	0	-5,000	0
53 819A TRANSFER TO DOA	16,676	0	0	0	0	0	0
53 819G TRF TO OSC	105	0	0	0	0	0	0
53 819Q TRF TO B/C 23005 OSBM	34,825	0	0	0	0	0	0
53 8991 TRF TO SUBSEQUENT FY	2,600	0	0	0	0	0	0
TOTAL INTRAGOVERNMENTAL TRANSACT	110,575	5,850	5,850	45,055	50,905	45,055	50,905
TOTAL REQUIREMENTS	13,317,051	14,362,633	14,362,633	0	14,362,633	4,181	14,366,814
ESTIMATED RECEIPTS							
43 2401 CJ FOUNDATION FOR SIDS	25	0	0	0	0	0	0
43 4310 SALE OF PUBLICATIONS	47,978	36,000	36,000	0	36,000	0	36,000
43 4320 SALE OF SURPLUS PROPERTY	105	0	0	0	0	0	0
43 5500 FINES, PENAL, ASSESS FEE	35,525	0	0	0	0	0	0
43 5600 REGISTRATION FEES	15,831	20,000	20,000	0	20,000	0	20,000
43 7990 OTHER MISC REV-PROGRM	4	0	0	0	0	0	0
43 7994 RETURNED CHECK FEE	47	0	0	0	0	0	0
43 81F1 TRF FM 14420 FUND 1993	61,731	0	0	0	0	0	0



FUND DETAIL

4420 -  
 14420 DHHS - Division of Child Development  
 1111 General Administration

DESCRIPTION (1)	2001-2002 ACTUAL (2)	CERTIFIED (3)	2002-2003 AUTHORIZED (4)	INCR/DECR (5)	2003-2004 TOTAL (6)	INCR/DECR (7)	2004-2005 TOTAL (8)
ESTIMATED RECEIPTS							
53 882C HEADSTART COLLAB.	150,971	152,073	152,073	0	152,073	0	152,073
53 882H CCDF-DISCRETIONARY	8,180,383	9,123,032	9,123,032	0	9,123,032	0	9,123,032
53 885C PROG FOR INF. & TODDLERS	106,701	118,476	118,476	0	118,476	0	118,476
43 8991 CARRYFORWARD	1,900	0	0	0	0	0	0
TOTAL RECEIPTS	8,601,201	9,449,581	9,449,581	0	9,449,581	0	9,449,581
NET APPROPRIATION	4,715,850	4,913,052	4,913,052	0	4,913,052	4,181	4,917,233

FUND DETAIL

4420 -  
 14420 DHHS - Division of Child Development  
 1190 Revenue Clearing

DESCRIPTION (1)	2001-2002 ACTUAL (2)	CERTIFIED (3)	2002-2003 AUTHORIZED (4)	INCR/DECR (5)	2003-2004 TOTAL (6)	INCR/DECR (7)	2004-2005 TOTAL (8)
ESTIMATED RECEIPTS							
43 8122 TRNFR TO 64420	-3,715,419	0	0	0	0	0	0
53 882C HEADSTART COLLAB.	1,162	0	0	0	0	0	0
53 882E CCDF-MANDATORY	-182	0	0	0	0	0	0
53 882F CCDF-MATCHING FUNDS	129,553	0	0	0	0	0	0
53 882G ARC GRANT	-46,002	0	0	0	0	0	0
53 882H CCDF-DISCRETIONARY	-92,902	0	0	0	0	0	0
53 885C PROG FOR INF. & TODDLERS	-858	0	0	0	0	0	0
53 887B FSA FFY96	302	0	0	0	0	0	0
TOTAL RECEIPTS	-3,724,346	0	0	0	0	0	0
NET APPROPRIATION	3,724,346	0	0	0	0	0	0

FUND DETAIL

4420 -  
 14420 DHHS - Division of Child Development  
 1711 Early Childhood Initiative

DESCRIPTION (1)	2001-2002 ACTUAL (2)	CERTIFIED (3)	2002-2003 AUTHORIZED (4)	INCR/DECR (5)	2003-2004 TOTAL (6)	INCR/DECR (7)	2004-2005 TOTAL (8)
REQUIREMENTS							
53 2140 INFORMATN TECHNOLOGY SVC	0	515,312	515,312	0	515,312	0	515,312
53 2199 MISC CONTRACTUAL SERVICE	8,595	0	0	0	0	0	0
TOTAL PURCHASED SERVICES	8,595	515,312	515,312	0	515,312	0	515,312
53 6142 DAY CARE SUBSIDY/STATE	33,567,779	30,000,000	30,000,000	0	30,000,000	0	30,000,000
53 6149 STATE MATCH	23,920,274	22,000,000	22,000,000	0	22,000,000	0	22,000,000
53 6489 SMART START-WAGE\$	6,860,987	4,283,076	4,283,076	0	4,283,076	0	4,283,076
53 6496 PROFESSNL DEV CONTRACTS	65,274	184,000	184,000	0	184,000	0	184,000
53 6497 NCPC LOCAL SS FUNDS	131,788,171	131,101,097	131,101,097	0	131,101,097	0	131,101,097
53 6498 SMART START EVALUATION	612,336	0	0	0	0	0	0
53 6499 SMART START CONTRACTS	6,757,317	6,958,425	6,958,425	0	6,958,425	0	6,958,425
TOTAL AID & PUBLIC ASSISTANCE	203,572,138	194,526,598	194,526,598	0	194,526,598	0	194,526,598
53 81D1 TRF TO B/C 14410 CM	500,000	0	0	0	0	0	0
53 81J1 TRF TO B/C 14440 DSS	4,954,601	2,993,722	2,993,722	0	2,993,722	0	2,993,722
53 8991 TRF TO SUBSEQUENT FY	475,000	0	0	0	0	0	0
TOTAL INTRAGOVERNMENTAL TRANSACT	5,929,601	2,993,722	2,993,722	0	2,993,722	0	2,993,722
TOTAL REQUIREMENTS	209,510,334	198,035,632	198,035,632	0	198,035,632	0	198,035,632
ESTIMATED RECEIPTS							
43 6200 NONCAPITAL GIFTS	12,781	0	0	0	0	0	0
43 8991 CARRYFORWARD	1,365,208	0	0	0	0	0	0
TOTAL RECEIPTS	1,377,989	0	0	0	0	0	0
NET APPROPRIATION	208,132,345	198,035,632	198,035,632	0	198,035,632	0	198,035,632

FUND DETAIL

4420 -  
 14420 DHHS - Division of Child Development  
 1811 Child Development Services

DESCRIPTION (1)	2001-2002 ACTUAL (2)	CERTIFIED (3)	2002-2003 AUTHORIZED (4)	INCR/DECR (5)	2003-2004 TOTAL (6)	INCR/DECR (7)	2004-2005 TOTAL (8)
REQUIREMENTS							
53 2199 MISC CONTRACTUAL SERVICE	15,863	0	0	0	0	0	0
TOTAL PURCHASED SERVICES	15,863	0	0	0	0	0	0
53 6141 SSBG SERVICES	3,000,005	3,000,000	3,000,000	0	3,000,000	0	3,000,000
53 6142 DAY CARE SUBSIDY/STATE	17,617,178	33,017,182	33,017,182	-15,000,000	18,017,182	-15,000,000	18,017,182
53 6145 CCDF MANDATORY SUBSIDY	49,619,680	56,515,053	56,515,053	0	56,515,053	0	56,515,053
53 6146 TANF CC MOE	37,999,999	38,000,000	38,000,000	0	38,000,000	0	38,000,000
53 6147 CCDF DISCRET. SUBSIDY	108,455,263	111,980,835	111,980,835	0	111,980,835	0	111,980,835
53 6148 CCDF MATCH.-FEDERAL	42,195,502	43,359,776	43,359,776	0	43,359,776	0	43,359,776
53 6149 STATE MATCH	2,136,315	5,136,308	5,136,308	0	5,136,308	0	5,136,308
53 6150 TANF SUBSIDY	26,621,239	26,621,241	26,621,241	0	26,621,241	0	26,621,241
53 6490 R & R GRANTS	2,461,554	2,450,000	2,450,000	0	2,450,000	0	2,450,000
53 6602 H.S.SUPP.HANDICAP	156,525	148,329	148,329	0	148,329	0	148,329
53 6691 TEACH	2,746,000	3,050,000	3,050,000	0	3,050,000	0	3,050,000
53 6903 EARLYSTART PCC	76,470	0	0	0	0	0	0
53 6997 ICC SUPPORT	158,279	44,500	44,500	0	44,500	0	44,500
53 6998 OTHER GRANTS	11,975,010	9,985,324	9,985,324	0	9,985,324	0	9,985,324
TOTAL AID & PUBLIC ASSISTANCE	305,219,019	333,308,548	333,308,548	-15,000,000	318,308,548	-15,000,000	318,308,548
53 8991 TRF TO SUBSEQUENT FY	5,784,636	0	0	0	0	0	0
TOTAL INTRAGOVERNMENTAL TRANSACT	5,784,636	0	0	0	0	0	0
TOTAL REQUIREMENTS	311,019,518	333,308,548	333,308,548	-15,000,000	318,308,548	-15,000,000	318,308,548
ESTIMATED RECEIPTS							
43 81D1 TRF FROM 14410	250,000	450,000	450,000	0	450,000	0	450,000
53 882E CCDF-MANDATORY	50,121,295	56,964,199	56,964,199	0	56,964,199	0	56,964,199
53 882F CCDF-MATCHING FUNDS	42,195,509	43,359,776	43,359,776	0	43,359,776	0	43,359,776
53 882H CCDF-DISCRETIONARY	45,004,227	51,003,153	51,003,153	0	51,003,153	0	51,003,153
53 885C PROG FOR INF. & TODDLERS	158,279	44,500	44,500	0	44,500	0	44,500
53 887Q SSBG	3,000,000	3,000,000	3,000,000	0	3,000,000	0	3,000,000
53 888K TANF	103,891,604	99,433,430	99,433,430	0	99,433,430	0	99,433,430
43 8991 CARRYFORWARD	106,728	0	0	0	0	0	0

FUND DETAIL

4420 -  
 14420 DHHS - Division of Child Development  
 1811 Child Development Services

DESCRIPTION (1)	2001-2002 ACTUAL (2)	CERTIFIED (3)	2002-2003 AUTHORIZED (4)	INCR/DECR (5)	2003-2004 TOTAL (6)	INCR/DECR (7)	2004-2005 TOTAL (8)
-----							
TOTAL RECEIPTS	244,727,642	254,255,058	254,255,058	0	254,255,058	0	254,255,058
-----							
NET APPROPRIATION	66,291,876	79,053,490	79,053,490	-15,000,000	64,053,490	-15,000,000	64,053,490

FUND DETAIL

4420 -  
 14420 DHHS - Division of Child Development  
 191A Statewide Reserve

DESCRIPTION (1)	2001-2002 ACTUAL (2)	CERTIFIED (3)	2002-2003 AUTHORIZED (4)	INCR/DECR (5)	2003-2004 TOTAL (6)	INCR/DECR (7)	2004-2005 TOTAL (8)
ESTIMATED RECEIPTS							
43 8042 STATE HEALTH PLAN RESERV	10,973	0	0	0	0	0	0
TOTAL RECEIPTS	10,973	0	0	0	0	0	0
NET APPROPRIATION	-10,973	0	0	0	0	0	0

FUND DETAIL

4420 -  
 14420 DHHS - Division of Child Development  
 1992 Prior Year Earned Revenue

DESCRIPTION (1)	2001-2002 ACTUAL (2)	CERTIFIED (3)	2002-2003 AUTHORIZED (4)	INCR/DECR (5)	2003-2004 TOTAL (6)	INCR/DECR (7)	2004-2005 TOTAL (8)
ESTIMATED RECEIPTS							
43 8122 TRNFR TO 64420	3,715,419	0	0	0	0	0	0
53 882C HEADSTART COLLAB.	1,424	0	0	0	0	0	0
53 882E CCDF-MANDATORY	-448,009	0	0	0	0	0	0
53 882G ARC GRANT	46,002	0	0	0	0	0	0
53 882H CCDF-DISCRETIONARY	142,745	0	0	0	0	0	0
53 885C PROG FOR INF. & TODDLERS	3,501	0	0	0	0	0	0
53 887B FSA FFY96	-271	0	0	0	0	0	0
-----							
TOTAL RECEIPTS	3,460,811	0	0	0	0	0	0
-----							
NET APPROPRIATION	-3,460,811	0	0	0	0	0	0

FUND DETAIL

4420 -  
 14420 DHHS - Division of Child Development  
 1993 Prior Year Unearned Revenue

DESCRIPTION (1)	2001-2002 ACTUAL (2)	CERTIFIED (3)	2002-2003 AUTHORIZED (4)	INCR/DECR (5)	2003-2004 TOTAL (6)	INCR/DECR (7)	2004-2005 TOTAL (8)
REQUIREMENTS							
53 2199 MISC CONTRACTUAL SERVICE	-2,268	0	0	0	0	0	0
53 2500 RENTALS/LEASES	-16,142	0	0	0	0	0	0
TOTAL PURCHASED SERVICES	-18,410	0	0	0	0	0	0
53 6490 R & R GRANTS	-156	0	0	0	0	0	0
53 6497 NCPC LOCAL SS FUNDS	1,780,952	0	0	0	0	0	0
TOTAL AID & PUBLIC ASSISTANCE	1,780,796	0	0	0	0	0	0
53 81F1 TRF TO B/C 14420 DCD	61,731	0	0	0	0	0	0
TOTAL INTRAGOVERNMENTAL TRANSACT	61,731	0	0	0	0	0	0
TOTAL REQUIREMENTS	1,824,117	0	0	0	0	0	0
ESTIMATED RECEIPTS							
53 8303 PYR STATE DC PAYMENTS	525	0	0	0	0	0	0
53 8304 PYR-SMART START	3,464,567	0	0	0	0	0	0
53 8309 PYR HS SUPP GRANTS	12	0	0	0	0	0	0
53 8310 PYR FSA DC PAYMTS	47	0	0	0	0	0	0
53 8311 PYR OTHER GRANTS	787	0	0	0	0	0	0
53 8330 PYR-RENT/LEASE OTHER PRP	100	0	0	0	0	0	0
53 882C HEADSTART COLLAB.	-1,701	0	0	0	0	0	0
53 882H CCDF-DISCRETIONARY	-5,556	0	0	0	0	0	0
53 887B FSA FFY96	-30	0	0	0	0	0	0
TOTAL RECEIPTS	3,458,751	0	0	0	0	0	0



FUND DETAIL

4420 -  
 14420 DHHS - Division of Child Development  
 1993 Prior Year Unearned Revenue

DESCRIPTION (1)	2001-2002 ACTUAL (2)	CERTIFIED (3)	2002-2003 AUTHORIZED (4)	INCR/DECR (5)	2003-2004 TOTAL (6)	INCR/DECR (7)	2004-2005 TOTAL (8)
NET APPROPRIATION	-1,634,634	0	0	0	0	0	0

SUMMARY BY FUND

4424 -

14424 DHHS - Office of Education Services

DESCRIPTION (1)	2001-2002 ACTUAL (2)	CERTIFIED (3)	2002-2003 AUTHORIZED (4)	INCR/DECR (5)	2003-2004 TOTAL (6)	INCR/DECR (7)	2004-2005 TOTAL (8)
<b>REQUIREMENTS</b>							
1101 WEST NC SCHOOL FOR DEAF	8,423,175	8,714,882	8,707,418	393,396	9,100,814	263,375	8,970,793
1201 EAST NC SCHOOL FOR DEAF	8,279,780	9,234,516	9,239,399	311,770	9,551,169	306,099	9,545,498
1301 CENTRAL NC SCHL FOR DEAF	1,073,914	264,261	222,989	0	222,989	0	222,989
1405 GOVERNOR MOREHEAD SCHOOL	7,145,478	7,445,404	7,407,634	349,137	7,756,771	252,629	7,660,263
1505 EI Services-Preschool	5,897,753	5,888,274	5,888,274	74,021	5,962,295	84,860	5,973,134
1701 FAMILY RESOURCE CENTERS	745,315	575,703	575,703	0	575,703	0	575,703
1801 CENTRAL ADMINISTRATION	2,046,152	1,862,511	1,930,072	31,315	1,961,387	31,990	1,962,062
1991 INDIRECT RESERVES	3	21,634	21,634	0	21,634	0	21,634
<b>TOTAL REQUIREMENTS</b>	<b>33,611,570</b>	<b>34,007,185</b>	<b>33,993,123</b>	<b>1,159,639</b>	<b>35,152,762</b>	<b>938,953</b>	<b>34,932,076</b>
<b>ESTIMATED RECEIPTS</b>							
1101 WEST NC SCHOOL FOR DEAF	135,032	164,697	164,697	0	164,697	2,300	166,997
1201 EAST NC SCHOOL FOR DEAF	168,162	133,692	138,575	0	138,575	0	138,575
1301 CENTRAL NC SCHL FOR DEAF	679,616	0	0	0	0	0	0
1405 GOVERNOR MOREHEAD SCHOOL	831,346	652,179	655,965	3,500	659,465	3,500	659,465
1505 EI Services-Preschool	162,425	127,564	127,564	0	127,564	0	127,564
1801 CENTRAL ADMINISTRATION	1,037,068	871,891	871,891	0	871,891	0	871,891
191A STATEWIDE RESERVE	88,453	0	0	0	0	0	0
1991 INDIRECT RESERVES	0	21,634	21,634	0	21,634	0	21,634
1992 PRIOR YEAR REVENUE	32,746	0	0	0	0	0	0
1993 PRIOR PERIOD REFUNDS	571	0	0	0	0	0	0
<b>TOTAL RECEIPTS</b>	<b>3,135,419</b>	<b>1,971,657</b>	<b>1,980,326</b>	<b>3,500</b>	<b>1,983,826</b>	<b>5,800</b>	<b>1,986,126</b>
<b>NET APPROPRIATION</b>	<b>30,476,151</b>	<b>32,035,528</b>	<b>32,012,797</b>	<b>1,156,139</b>	<b>33,168,936</b>	<b>933,153</b>	<b>32,945,950</b>

SUMMARY BY ACCOUNT

4424 -  
14424 DHHS - Office of Education Services

DESCRIPTION (1)	2001-2002 ACTUAL (2)	CERTIFIED (3)	2002-2003 AUTHORIZED (4)	INCR/DECR (5)	2003-2004 TOTAL (6)	INCR/DECR (7)	2004-2005 TOTAL (8)
REQUIREMENTS							
53 1211 SPA-REG SALARIES-APPR	11,145,367	10,791,149	10,745,641	0	10,745,641	0	10,745,641
53 1212 SPA-REG SALARIES-RECPT	-1,215	0	0	0	0	0	0
53 1251 SPA-TEACH SALARIES-APPRO	8,179,557	9,538,675	9,574,454	0	9,574,454	0	9,574,454
53 1254 SPA TEACH SUPP-APPROP.	408,323	641,354	641,354	0	641,354	0	641,354
53 1255 SPA TEACH SUPP-RECEIPT	111,251	0	0	0	0	0	0
53 1256 TEACH SUPPLEMENT UNDESIG	17,900	0	0	0	0	0	0
53 1292 RES FOR SAL INC-SPA TEAC	0	10,075	0	0	0	0	0
53 1311 REG(N S) TEMP WAGES-APPR	339,831	192,336	192,336	233,394	425,730	233,394	425,730
53 1312 REG(N S) TEMP WAGES-RECPT	1,038	0	0	0	0	0	0
53 1351 STUDENT TEMPORARY WAGES	2,493	7,334	7,334	0	7,334	0	7,334
53 1411 OT PAY - APPROPRIATED	96,392	109,055	109,055	47,749	156,804	47,749	156,804
53 1421 HOLIDAY PAY - APPRO	2,371	1,862	1,862	809	2,671	809	2,671
53 1431 10% SHIFT PAY	205,274	160,396	160,396	42,297	202,693	42,297	202,693
53 1441 CALLBK/STBY PREM PAY-APP	0	402	402	0	402	0	402
53 1452 DUAL EMPL WAGES-RECPTS	7,699	0	0	0	0	0	0
53 1461 EPA&SPA-LONGVTY PAY-APPR	337,114	248,650	248,650	71,325	319,975	85,855	334,505
53 1511 SOCIAL SEC CONTRIB-APPRO	1,592,707	1,654,337	1,652,822	34,271	1,687,093	35,383	1,688,205
53 1512 SOCIAL SEC CONTRIB-RECPT	6,626	15	15	0	15	0	15
53 1513 SOCIAL SEC CONTRIB-UNDES	2,832	0	0	0	0	0	0
53 1521 REG RETIRE CONTRIB-APPRO	1,017,479	652,406	650,994	4,914	655,908	5,354	656,348
53 1522 REG RETIRE CONTRIB-RECPT	310	987	987	0	987	0	987
53 1523 REG RETIRE CONTRIB-UNDES	115	0	0	0	0	0	0
53 1531 LAW ENF. OFF. RETIREMT	-237	0	0	0	0	0	0
53 1561 MED INS CONTRIB-APPRO	1,740,824	1,927,327	1,927,327	-1,078	1,926,249	-1,078	1,926,249
53 1572 UNEMP COMP PAYMNTS TO ES	0	4,884	4,884	0	4,884	0	4,884
53 1621 SEVERANCE SALARY CONT.	571,664	0	0	0	0	0	0
53 1625 ST DISABILITY PMT	159,318	44,821	44,821	7,817	52,638	7,817	52,638
53 1631 WRKER COMP-MED PAYMENTS	340,599	91,631	91,631	0	91,631	0	91,631
53 1649 OTH SPECIAL PROGRAM WAGE	19,636	20,000	20,000	0	20,000	0	20,000
53 1651 COMPENSATION TO BOARD ME	210	0	0	0	0	0	0
-----							
TOTAL PERSONAL SERVICES	26,305,478	26,097,696	26,074,965	441,498	26,516,463	457,580	26,532,545
-----							
53 2110 LEGAL FEES	1,349	0	783	0	783	0	783
53 2131 HOSPITAL PROVIDED MED SER	0	25,689	22,507	0	22,507	0	22,507
53 2132 OTHER PROVIDERS SERVICES	0	2,643	2,643	0	2,643	0	2,643
53 2140 INFORMATN TECHNOLOGY SVC	0	2,280	2,280	0	2,280	0	2,280

SUMMARY BY ACCOUNT

4424 -

14424 DHHS - Office of Education Services

DESCRIPTION (1)	2001-2002 ACTUAL (2)	CERTIFIED (3)	2002-2003 AUTHORIZED (4)	INCR/DECR (5)	2003-2004 TOTAL (6)	INCR/DECR (7)	2004-2005 TOTAL (8)
53 2150 ACADEMIC SERVICES	0	0	90	0	90	0	90
53 2170 ADMIN SERVICES	109,487	161,891	236,723	0	236,723	0	236,723
53 2181 WRKSHOP/CONF EXP-FOOD SE	1,873	0	500	0	500	0	500
53 2182 LAUNDRY SER AGREEMENT	5,246	16,033	9,033	0	9,033	0	9,033
53 2184 JANITORIAL SER AGREEMENT	2,365	0	0	0	0	0	0
53 2185 WASTE SERVICE	48,014	22,348	24,448	10,596	35,044	10,596	35,044
53 2186 SECURITY CONTRACTS	141,725	0	84,000	55,215	139,215	55,215	139,215
53 2193 TRANSPORTATION SVCS	614,675	592,148	592,148	30,588	622,736	30,588	622,736
53 2199 MISC CONTRACTUAL SERVICE	651,680	381,313	261,741	0	261,741	0	261,741
53 2200 UTILITY/ENERGY SERVICES	1,385,225	1,271,557	1,280,557	59,828	1,340,385	91,743	1,372,300
53 2300 REPAIR SERVICES	245,417	459,456	416,876	0	416,876	0	416,876
53 2400 MAINTENANCE AGREEMENTS	71,768	59,548	72,372	0	72,372	0	72,372
53 2500 RENTALS/LEASES	701,525	504,203	472,413	0	472,413	0	472,413
53 2700 TRAVEL&OTHER EMPLOYEE EX	457,713	938,054	940,385	0	940,385	0	940,385
53 2800 COMMUNICATION&DATA PROC	351,135	278,335	263,585	98,336	361,921	98,336	361,921
53 2900 OTHER SERVICES	86,485	165,891	159,784	0	159,784	0	159,784
-----							
TOTAL PURCHASED SERVICES	4,875,682	4,881,389	4,842,868	254,563	5,097,431	286,478	5,129,346
-----							
53 3100 GENERAL ADMIN SUPPLIES	113,172	63,382	92,078	0	92,078	0	92,078
53 3200 FACILITY & HARDWARE SUPP	153,540	164,704	192,746	0	192,746	0	192,746
53 3300 VEHICLE/EQUIP OPER SUPPL	65,625	68,295	76,186	3,659	79,845	4,695	80,881
53 3400 FOOD & DIETARY SUPPLIES	323,059	359,485	347,085	17,531	364,616	27,068	374,153
53 3500 CLOTHING & RECREATNL SUP	8,726	9,294	8,430	0	8,430	0	8,430
53 3600 DRUGS/PHARMACEUTICAL SUP	21,465	26,281	36,046	895	36,941	1,846	37,892
53 3700 RESEARCH/DEVELOP& ED SUP	195,995	387,411	366,739	44,380	411,119	58,599	425,338
53 3900 OTHER MATERIALS & SUPP	6,947	40,600	41,650	0	41,650	0	41,650
-----							
TOTAL SUPPLIES	888,529	1,119,452	1,160,960	66,465	1,227,425	92,208	1,253,168
-----							
53 4500 EQUIPMENT	175,936	876,391	876,586	219,118	1,095,704	30,337	906,923
53 4600 ART,OTHER ARTIFACT & LIT	51,627	204,832	207,532	5,995	213,527	12,350	219,882
53 4700 INTANGIBLE ASSETS	7,780	3,324	8,324	0	8,324	0	8,324
-----							
TOTAL PROPERTY, PLANT & EQUIPMT	235,343	1,084,547	1,092,442	225,113	1,317,555	42,687	1,135,129
-----							
53 5100 LEGAL,LICENSE&PERMIT CST	195,225	0	0	0	0	0	0

SUMMARY BY ACCOUNT

4424 -

14424 DHHS - Office of Education Services

DESCRIPTION (1)	2001-2002 ACTUAL (2)	CERTIFIED (3)	2002-2003 AUTHORIZED (4)	INCR/DECR (5)	2003-2004 TOTAL (6)	INCR/DECR (7)	2004-2005 TOTAL (8)
53 5200 PENSION PAYMENTS	0	8,906	8,906	0	8,906	0	8,906
53 5800 OTHER ADMINISTRATIVE EXP	55,766	146,746	124,865	0	124,865	0	124,865
53 5900 OTHER EXPENSES	4,744	10,066	10,066	0	10,066	0	10,066
TOTAL OTHER EXPENSES & ADJUSTMEN	255,735	165,718	143,837	0	143,837	0	143,837
53 6911 AID TO NON-GOVERN. UNITS	745,127	573,238	573,238	0	573,238	0	573,238
53 6968 CONTRACTS - UNIVERSITIES	1,982	63,511	63,511	0	63,511	0	63,511
TOTAL AID & PUBLIC ASSISTANCE	747,109	636,749	636,749	0	636,749	0	636,749
53 7140 RESERVE-NCSD MAIN BLDG	0	0	0	172,000	172,000	60,000	60,000
TOTAL RESERVES	0	0	0	172,000	172,000	60,000	60,000
53 8010 DEPENDENT CARE-OP TFR	10,491	0	0	0	0	0	0
53 81D1 TRANSFER TO B/C 14410	275,000	0	0	0	0	0	0
53 81N1 TRANSFER TO 14480 DVR	18,200	0	0	0	0	0	0
53 8101 TRANSFER TO WNCSD	0	12,431	12,431	0	12,431	0	12,431
53 8102 TRANSFER TO ENCSD	0	9,199	9,199	0	9,199	0	9,199
53 8105 TRANSF TO DHHS CONTROLLE	0	4	4	0	4	0	4
53 8117 TRANSFER TO DIRM	0	0	19,668	0	19,668	0	19,668
53 819P TRANSFER TO BC 1330	3	0	0	0	0	0	0
TOTAL INTRAGOVERNMENTAL TRANSACT	303,694	21,634	41,302	0	41,302	0	41,302
TOTAL REQUIREMENTS	33,611,570	34,007,185	33,993,123	1,159,639	35,152,762	938,953	34,932,076
ESTIMATED RECEIPTS							
43 2401 ERATE REVENUE	32,860	0	8,669	0	8,669	0	8,669
43 2531 EDS-FEDERAL	408	3,697	3,697	0	3,697	0	3,697
43 2540 CHILD NUTRITION SUPPORT	192,645	0	0	0	0	0	0
43 4150 SALE OF MEALS TO STAFF	79,057	132,402	132,402	0	132,402	0	132,402
43 4200 HOSPITAL & MEDICAL SALES	2,455	0	0	0	0	0	0

SUMMARY BY ACCOUNT

4424 -  
14424 DHHS - Office of Education Services

DESCRIPTION (1)	2001-2002 ACTUAL (2)	CERTIFIED (3)	2002-2003 AUTHORIZED (4)	INCR/DECR (5)	2003-2004 TOTAL (6)	INCR/DECR (7)	2004-2005 TOTAL (8)
43 4310 SALE OF PUBLICATIONS	100	0	0	0	0	0	0
43 4320 SALE OF SURPLUS PROPERTY	31,496	20,400	20,400	3,500	23,900	5,800	26,200
43 4390 OTHER SALES OF GOODS & P	0	200	200	0	200	0	200
43 4410 RENTAL OF REAL PROPERTY	4,484	14,872	14,872	0	14,872	0	14,872
43 5830 OTHER FEES	10	0	0	0	0	0	0
43 5900 OTHER LIC,FEES/PERMITS	41	761	761	0	761	0	761
43 6200 NONCAPITAL GIFTS	1,676	1,000	1,000	0	1,000	0	1,000
43 7113 INSURANCE RECOVERIES	828	0	0	0	0	0	0
43 7990 OTHER MISC REV-PROGRAM	14,865	48,912	48,912	0	48,912	0	48,912
43 7992 IMP/PETTY CASH RE-DEPOSI	2,900	4,900	4,900	0	4,900	0	4,900
43 8042 HEALTH INSURANCE INCREAS	88,453	0	0	0	0	0	0
43 8103 DHR-PUB.ED-REMEDIAATION F	0	13,012	13,012	0	13,012	0	13,012
43 8109 DEPT ED-ECIA CHAP.I-HAND	0	21,634	21,634	0	21,634	0	21,634
43 8128 TRANS. FROM FUND 1991	0	21,630	21,630	0	21,630	0	21,630
43 8140 CHILD NUTRITION SUPPORT	0	197,165	197,165	0	197,165	0	197,165
43 8156 DEPT OF PUBLIC INSTRUCTI	0	871,891	871,891	0	871,891	0	871,891
43 8160 DEPT CULT. RES-LIBRARY G	0	6,800	6,800	0	6,800	0	6,800
43 819M TRF FROM B/C 13510 DPI	1,164,527	0	0	0	0	0	0
53 8220 REIMBURSEMENT-DUAL EMPLO	10,466	0	0	0	0	0	0
53 8362 RENT-DEVELOP DISABILITY	0	2,000	2,000	0	2,000	0	2,000
53 8363 RENT-RURAL HEALTH	85,064	49,245	49,245	0	49,245	0	49,245
53 8377 RENT-DSB	361,509	407,561	407,561	0	407,561	0	407,561
53 8378 RENT-DEC	0	26,211	26,211	0	26,211	0	26,211
53 8396 REIMBURSEMENT MOTOR FLT	78,363	0	0	0	0	0	0
53 885C EARLY INTERVENTION GRANT	168,402	127,364	127,364	0	127,364	0	127,364
43 8991 PRIOR YEAR ENCUMBRANCE	814,810	0	0	0	0	0	0
-----							
TOTAL RECEIPTS	3,135,419	1,971,657	1,980,326	3,500	1,983,826	5,800	1,986,126
-----							
NET APPROPRIATION	30,476,151	32,035,528	32,012,797	1,156,139	33,168,936	933,153	32,945,950

POSITION COUNTS  
SUMMARY BY FUND

4424 -

14424 DHHS - Office of Education Services

DESCRIPTION (1)	2001-2002 ACTUAL (2)	CERTIFIED (3)	2002-2003 AUTHORIZED (4)	INCR/DECR (5)	2003-2004 TOTAL (6)	INCR/DECR (7)	2004-2005 TOTAL (8)
REQUIREMENTS							
1101 WEST NC SCHOOL FOR DEAF	209.20	193.45	193.45	.00	193.45	.00	193.45
1201 EAST NC SCHOOL FOR DEAF	230.00	201.75	201.75	.00	201.75	.00	201.75
1301 CENTRAL NC SCHL FOR DEAF	4.00	.00	.00	.00	.00	.00	.00
1405 GOVERNOR MOREHEAD SCHOOL	167.00	156.00	156.00	.00	156.00	.00	156.00
1505 EI Services-Preschool	115.00	95.50	95.50	.00	95.50	.00	95.50
1801 CENTRAL ADMINISTRATION	10.00	9.00	9.00	.00	9.00	.00	9.00
TOTAL REQUIREMENTS	735.20	655.70	655.70	.00	655.70	.00	655.70

POSITION COUNTS  
SUMMARY BY ACCOUNT

4424 -

14424 DHHS - Office of Education Services

DESCRIPTION (1)	2001-2002 ACTUAL (2)	CERTIFIED (3)	2002-2003 AUTHORIZED (4)	INCR/DECR (5)	2003-2004 TOTAL (6)	INCR/DECR (7)	2004-2005 TOTAL (8)
REQUIREMENTS							
53 1211 SPA-REG SALARIES-APPR	495.20	426.70	426.70	.00	426.70	.00	426.70
53 1251 SPA-TEACH SALARIES-APPRO	240.00	229.00	229.00	.00	229.00	.00	229.00
TOTAL REQUIREMENTS	735.20	655.70	655.70	.00	655.70	.00	655.70



FUND DETAIL

4424 -  
 14424 DHHS - Office of Education Services  
 1101 Western NC School for the Deaf

DESCRIPTION (1)	2001-2002 ACTUAL (2)	CERTIFIED (3)	2002-2003 AUTHORIZED (4)	INCR/DECR (5)	2003-2004 TOTAL (6)	INCR/DECR (7)	2004-2005 TOTAL (8)
REQUIREMENTS							
53 1211 SPA-REG SALARIES-APPR	3,594,501	3,488,559	3,450,293	0	3,450,293	0	3,450,293
53 1251 SPA-TEACH SALARIES-APPRO	1,724,406	2,013,429	2,055,267	0	2,055,267	0	2,055,267
53 1254 SPA TEACH SUPP-APPROP.	95,539	148,585	148,585	0	148,585	0	148,585
53 1255 SPA TEACH SUPP-RECEIPT	39,376	0	0	0	0	0	0
53 1256 TEACH SUPPLEMENT UNDESIG	5,300	0	0	0	0	0	0
53 1292 RES FOR SAL INC-SPA TEAC	0	10,075	0	0	0	0	0
53 1311 REG(N S) TEMP WAGES-APPR	218,577	133,493	133,493	102,507	236,000	102,507	236,000
53 1411 OT PAY - APPROPRIATED	36,240	44,986	44,986	3,528	48,514	3,528	48,514
53 1421 HOLIDAY PAY - APPRO	424	1,045	1,045	0	1,045	0	1,045
53 1431 10% SHIFT PAY	69,396	72,226	72,226	0	72,226	0	72,226
53 1452 DUAL EMPL WAGES-RECPTS	399	0	0	0	0	0	0
53 1461 EPA&SPA-LONGVTY PAY-APPR	91,322	89,939	89,939	0	89,939	0	89,939
53 1511 SOCIAL SEC CONTRIB-APPRO	439,179	459,236	458,739	8,054	466,793	8,054	466,793
53 1512 SOCIAL SEC CONTRIB-RECPT	1,527	15	15	0	15	0	15
53 1513 SOCIAL SEC CONTRIB-UNDES	587	0	0	0	0	0	0
53 1521 REG RETIRE CONTRIB-APPRO	281,336	178,093	177,629	107	177,736	107	177,736
53 1522 REG RETIRE CONTRIB-RECPT	188	987	987	0	987	0	987
53 1523 REG RETIRE CONTRIB-UNDES	115	0	0	0	0	0	0
53 1561 MED INS CONTRIB-APPRO	498,823	556,249	556,249	12,753	569,002	12,753	569,002
53 1572 UNEMP COMP PAYMNTS TO ES	0	4,884	4,884	0	4,884	0	4,884
53 1625 ST DISABILITY PMT	24,108	7,183	7,183	7,817	15,000	7,817	15,000
53 1631 WRKER COMP-MED PAYMENTS	148,198	11,721	11,721	0	11,721	0	11,721
53 1649 OTH SPECIAL PROGRAM WAGE	5,963	0	0	0	0	0	0
TOTAL PERSONAL SERVICES	7,275,504	7,220,705	7,213,241	134,766	7,348,007	134,766	7,348,007
53 2131 HOSPITAL PROVIDED MED SER	0	548	548	0	548	0	548
53 2140 INFORMATN TECHNOLOGY SVC	0	2,280	2,280	0	2,280	0	2,280
53 2170 ADMIN SERVICES	5,519	0	0	0	0	0	0
53 2182 LAUNDRY SER AGREEMENT	2,046	3,477	3,477	0	3,477	0	3,477
53 2185 WASTE SERVICE	24,998	15,648	15,648	9,350	24,998	9,350	24,998
53 2193 TRANSPORTATION SVCS	3,500	0	0	0	0	0	0
53 2199 MISC CONTRACTUAL SERVICE	26,418	74,678	74,678	0	74,678	0	74,678
53 2200 UTILITY/ENERGY SERVICES	491,165	422,090	422,090	11,422	433,512	23,264	445,354
53 2300 REPAIR SERVICES	88,804	87,258	87,258	0	87,258	0	87,258
53 2400 MAINTENANCE AGREEMENTS	15,079	6,175	6,175	0	6,175	0	6,175
53 2500 RENTALS/LEASES	8,044	31,451	31,451	0	31,451	0	31,451
53 2700 TRAVEL&OTHER EMPLOYEE EX	6,363	32,204	32,204	0	32,204	0	32,204
53 2800 COMMUNICATION&DATA PROC	71,065	73,810	76,810	0	76,810	0	76,810
53 2900 OTHER SERVICES	27,241	22,828	22,828	0	22,828	0	22,828
TOTAL PURCHASED SERVICES	770,242	772,447	775,447	20,772	796,219	32,614	808,061

FUND DETAIL

4424 -  
 14424 DHHS - Office of Education Services  
 1101 Western NC School for the Deaf

DESCRIPTION (1)	2001-2002 ACTUAL (2)	CERTIFIED (3)	2002-2003 AUTHORIZED (4)	INCR/DECR (5)	2003-2004 TOTAL (6)	INCR/DECR (7)	2004-2005 TOTAL (8)
REQUIREMENTS							
53 3100 GENERAL ADMIN SUPPLIES	19,888	10,470	10,786	0	10,786	0	10,786
53 3200 FACILITY & HARDWARE SUPP	67,541	48,509	48,509	0	48,509	0	48,509
53 3300 VEHICLE/EQUIP OPER SUPPL	25,241	29,712	29,712	0	29,712	0	29,712
53 3400 FOOD & DIETARY SUPPLIES	124,540	89,005	89,005	7,692	96,697	10,252	99,257
53 3500 CLOTHING & RECREATNL SUP	5,799	0	0	0	0	0	0
53 3600 DRUGS/PHARMACEUTICAL SUP	9,298	12,559	12,819	767	13,586	1,582	14,401
53 3700 RESEARCH/DEVELOP& ED SUP	29,443	155,901	155,901	6,236	162,137	12,784	168,685
53 3900 OTHER MATERIALS & SUPP	10	1,000	1,000	0	1,000	0	1,000
TOTAL SUPPLIES	281,760	347,156	347,732	14,695	362,427	24,618	372,350
53 4500 EQUIPMENT	36,845	289,931	286,339	50,367	336,706	9,737	296,076
53 4600 ART,OTHER ARTIFACT & LIT	20,680	69,598	69,598	796	70,394	1,640	71,238
TOTAL PROPERTY, PLANT & EQUIPMT	57,525	359,529	355,937	51,163	407,100	11,377	367,314
53 5100 LEGAL, LICENSE&PERMIT CST	788	0	0	0	0	0	0
53 5800 OTHER ADMINISTRATIVE EXP	25,710	12,612	10,961	0	10,961	0	10,961
53 5900 OTHER EXPENSES	1,017	2,433	2,433	0	2,433	0	2,433
TOTAL OTHER EXPENSES & ADJUSTMEN	27,515	15,045	13,394	0	13,394	0	13,394
53 7140 RESERVE-NCSD MAIN BLDG	0	0	0	172,000	172,000	60,000	60,000
TOTAL RESERVES	0	0	0	172,000	172,000	60,000	60,000
53 8010 DEPENDENT CARE-OP TFR	1,929	0	0	0	0	0	0
53 81N1 TRANSFER TO 14480 DVR	8,700	0	0	0	0	0	0
53 8117 TRANSFER TO DIRM	0	0	1,667	0	1,667	0	1,667
TOTAL INTRAGOVERNMENTAL TRANSACT	10,629	0	1,667	0	1,667	0	1,667
TOTAL REQUIREMENTS	8,423,175	8,714,882	8,707,418	393,396	9,100,814	263,375	8,970,793

FUND DETAIL

4424 -  
 14424 DHHS - Office of Education Services  
 1101 Western NC School for the Deaf

DESCRIPTION (1)	2001-2002 ACTUAL (2)	CERTIFIED (3)	2002-2003 AUTHORIZED (4)	INCR/DECR (5)	2003-2004 TOTAL (6)	INCR/DECR (7)	2004-2005 TOTAL (8)
ESTIMATED RECEIPTS							
43 2401 ERATE REVENUE	5,265	0	0	0	0	0	0
43 2540 CHILD NUTRITION SUPPORT	61,887	0	0	0	0	0	0
43 4150 SALE OF MEALS TO STAFF	7,460	11,870	11,870	0	11,870	0	11,870
43 4310 SALE OF PUBLICATIONS	100	0	0	0	0	0	0
43 4320 SALE OF SURPLUS PROPERTY	4,904	13,700	13,700	0	13,700	2,300	16,000
43 4390 OTHER SALES OF GOODS & P	0	200	200	0	200	0	200
43 4410 RENTAL OF REAL PROPERTY	4,165	14,872	14,872	0	14,872	0	14,872
43 5900 OTHER LIC,FEES/PERMITS	41	761	761	0	761	0	761
43 7990 OTHER MISC REV-PROGRAM	1,198	26,604	26,604	0	26,604	0	26,604
43 7992 IMP/PETTY CASH RE-DEPOSI	0	2,000	2,000	0	2,000	0	2,000
43 8103 DHR-PUB.ED-REMEDICATION F	0	10,351	10,351	0	10,351	0	10,351
43 8128 TRANS. FROM FUND 1991	0	12,431	12,431	0	12,431	0	12,431
43 8140 CHILD NUTRITION SUPPORT	0	68,108	68,108	0	68,108	0	68,108
43 8160 DEPT CULT. RES-LIBRARY G	0	3,800	3,800	0	3,800	0	3,800
43 819M TRF FROM B/C 13510 DPI	45,202	0	0	0	0	0	0
53 8220 REIMBURSEMENT-DUAL EMPLO	281	0	0	0	0	0	0
53 8396 REIMBURSEMENT MOTOR FLT	4,529	0	0	0	0	0	0
TOTAL RECEIPTS	135,032	164,697	164,697	0	164,697	2,300	166,997
NET APPROPRIATION	8,288,143	8,550,185	8,542,721	393,396	8,936,117	261,075	8,803,796

FUND DETAIL

4424 -  
 14424 DHHS - Office of Education Services  
 1201 Eastern NC School for the Deaf

DESCRIPTION (1)	2001-2002 ACTUAL (2)	CERTIFIED (3)	2002-2003 AUTHORIZED (4)	INCR/DECR (5)	2003-2004 TOTAL (6)	INCR/DECR (7)	2004-2005 TOTAL (8)
<b>REQUIREMENTS</b>							
53 1211 SPA-REG SALARIES-APPR	3,315,654	3,428,778	3,446,959	0	3,446,959	0	3,446,959
53 1212 SPA-REG SALARIES-RECPT	-1,215	0	0	0	0	0	0
53 1251 SPA-TEACH SALARIES-APPRO	1,689,465	2,239,913	2,221,732	0	2,221,732	0	2,221,732
53 1254 SPA TEACH SUPP-APPRO.	86,011	285,234	285,234	0	285,234	0	285,234
53 1255 SPA TEACH SUPP-RECEIPT	1,404	0	0	0	0	0	0
53 1256 TEACH SUPPLEMENT UNDESIG	3,800	0	0	0	0	0	0
53 1311 REG(N S) TEMP WAGES-APPR	48,685	22,898	22,898	105,887	128,785	105,887	128,785
53 1411 OT PAY - APPROPRIATED	18,245	0	0	44,221	44,221	44,221	44,221
53 1421 HOLIDAY PAY - APPRO	147	0	0	0	0	0	0
53 1431 10% SHIFT PAY	75,317	40,898	40,898	38,497	79,395	38,497	79,395
53 1441 CALLBK/STBY PREM PAY-APP	0	402	402	0	402	0	402
53 1461 EPA&SPA-LONGVTVY PAY-APPR	73,858	88,112	88,112	0	88,112	0	88,112
53 1511 SOCIAL SEC CONTRIB-APPRO	396,004	472,923	472,923	8,486	481,409	8,486	481,409
53 1512 SOCIAL SEC CONTRIB-RECPT	19	0	0	0	0	0	0
53 1521 REG RETIRE CONTRIB-APPRO	262,232	184,614	184,614	2,506	187,120	2,506	187,120
53 1522 REG RETIRE CONTRIB-RECPT	47	0	0	0	0	0	0
53 1531 LAW ENF. OFF. RETIREMT	-237	0	0	0	0	0	0
53 1561 MED INS CONTRIB-APPRO	500,531	583,539	583,539	11,860	595,399	11,860	595,399
53 1625 ST DISABILITY PMT	13,475	37,638	37,638	0	37,638	0	37,638
53 1631 WRKER COMP-MED PAYMENTS	156,886	33,649	33,649	0	33,649	0	33,649
53 1649 OTH SPECIAL PROGRAM WAGE	13,673	20,000	20,000	0	20,000	0	20,000
<b>TOTAL PERSONAL SERVICES</b>	<b>6,654,001</b>	<b>7,438,598</b>	<b>7,438,598</b>	<b>211,457</b>	<b>7,650,055</b>	<b>211,457</b>	<b>7,650,055</b>
53 2110 LEGAL FEES	1,349	0	783	0	783	0	783
53 2131 HOSPITAL PROVIDED MED SER	0	19,702	16,520	0	16,520	0	16,520
53 2150 ACADEMIC SERVICES	0	0	90	0	90	0	90
53 2170 ADMIN SERVICES	10,191	3,836	8,836	0	8,836	0	8,836
53 2181 WRKSHOP/CONF EXP-FOOD SE	168	0	500	0	500	0	500
53 2182 LAUNDRY SER AGREEMENT	2,086	9,056	2,056	0	2,056	0	2,056
53 2185 WASTE SERVICE	8,946	6,700	7,700	1,246	8,946	1,246	8,946
53 2186 SECURITY CONTRACTS	79,965	0	84,000	0	84,000	0	84,000
53 2199 MISC CONTRACTUAL SERVICE	285,589	90,525	8,568	0	8,568	0	8,568
53 2200 UTILITY/ENERGY SERVICES	439,863	415,003	424,003	38,986	462,989	49,284	473,287
53 2300 REPAIR SERVICES	62,866	159,304	116,084	0	116,084	0	116,084
53 2400 MAINTENANCE AGREEMENTS	29,288	27,078	39,902	0	39,902	0	39,902
53 2500 RENTALS/LEASES	10,927	71,641	46,446	0	46,446	0	46,446
53 2700 TRAVEL&OTHER EMPLOYEE EX	5,899	25,414	28,745	0	28,745	0	28,745
53 2800 COMMUNICATION&DATA PROC	57,182	82,396	81,176	19,700	100,876	19,700	100,876
53 2900 OTHER SERVICES	12,169	41,868	44,561	0	44,561	0	44,561
<b>TOTAL PURCHASED SERVICES</b>	<b>1,006,488</b>	<b>952,523</b>	<b>909,970</b>	<b>59,932</b>	<b>969,902</b>	<b>70,230</b>	<b>980,200</b>

FUND DETAIL

4424 -  
 14424 DHHS - Office of Education Services  
 1201 Eastern NC School for the Deaf

DESCRIPTION (1)	2001-2002 ACTUAL (2)	CERTIFIED (3)	2002-2003 AUTHORIZED (4)	INCR/DECR (5)	2003-2004 TOTAL (6)	INCR/DECR (7)	2004-2005 TOTAL (8)
REQUIREMENTS							
53 3100 GENERAL ADMIN SUPPLIES	17,666	20,559	46,439	0	46,439	0	46,439
53 3200 FACILITY & HARDWARE SUPP	42,260	41,093	69,135	0	69,135	0	69,135
53 3300 VEHICLE/EQUIP OPER SUPPL	11,632	17,759	28,108	742	28,850	1,592	29,700
53 3400 FOOD & DIETARY SUPPLIES	113,356	155,027	144,927	7,710	152,637	11,813	156,740
53 3500 CLOTHING & RECREATNL SUP	374	5,364	4,500	0	4,500	0	4,500
53 3600 DRUGS/PHARMACEUTICAL SUP	9,009	11,595	21,100	0	21,100	0	21,100
53 3700 RESEARCH/DEVELOP& ED SUP	59,889	124,920	100,748	4,030	104,778	8,261	109,009
53 3900 OTHER MATERIALS & SUPP	2,980	35,200	35,700	0	35,700	0	35,700
TOTAL SUPPLIES	257,166	411,517	450,657	12,482	463,139	21,666	472,323
53 4500 EQUIPMENT	43,246	271,654	284,097	27,100	311,197	1,100	285,197
53 4600 ART,OTHER ARTIFACT & LIT	12,428	18,377	21,577	799	22,376	1,646	23,223
53 4700 INTANGIBLE ASSETS	4,033	0	5,000	0	5,000	0	5,000
TOTAL PROPERTY, PLANT & EQUIPMT	59,707	290,031	310,674	27,899	338,573	2,746	313,420
53 5100 LEGAL, LICENSE&PERMIT CST	194,042	0	0	0	0	0	0
53 5200 PENSION PAYMENTS	0	76	76	0	76	0	76
53 5800 OTHER ADMINISTRATIVE EXP	17,402	72,327	55,097	0	55,097	0	55,097
53 5900 OTHER EXPENSES	1,717	5,933	5,933	0	5,933	0	5,933
TOTAL OTHER EXPENSES & ADJUSTMEN	213,161	78,336	61,106	0	61,106	0	61,106
53 6968 CONTRACTS - UNIVERSITIES	1,982	63,511	63,511	0	63,511	0	63,511
TOTAL AID & PUBLIC ASSISTANCE	1,982	63,511	63,511	0	63,511	0	63,511
53 8010 DEPENDENT CARE-OP TFR	2,775	0	0	0	0	0	0
53 81D1 TRANSFER TO B/C 14410	75,000	0	0	0	0	0	0
53 81N1 TRANSFER TO 14480 DVR	9,500	0	0	0	0	0	0
53 8117 TRANSFER TO DIRM	0	0	4,883	0	4,883	0	4,883
TOTAL INTRAGOVERNMENTAL TRANSACT	87,275	0	4,883	0	4,883	0	4,883

FUND DETAIL

4424 -  
 14424 DHHS - Office of Education Services  
 1201 Eastern NC School for the Deaf

DESCRIPTION (1)	2001-2002 ACTUAL (2)	CERTIFIED (3)	2002-2003 AUTHORIZED (4)	INCR/DECR (5)	2003-2004 TOTAL (6)	INCR/DECR (7)	2004-2005 TOTAL (8)
-----							
TOTAL REQUIREMENTS	8,279,780	9,234,516	9,239,399	311,770	9,551,169	306,099	9,545,498
-----							
ESTIMATED RECEIPTS							
-----							
43 2401 ERATE REVENUE	11,007	0	4,883	0	4,883	0	4,883
43 2531 EDS-FEDERAL	408	3,697	3,697	0	3,697	0	3,697
43 2540 CHILD NUTRITION SUPPORT	57,967	0	0	0	0	0	0
43 4150 SALE OF MEALS TO STAFF	15,884	11,500	11,500	0	11,500	0	11,500
43 4320 SALE OF SURPLUS PROPERTY	16,191	6,200	6,200	0	6,200	0	6,200
43 4410 RENTAL OF REAL PROPERTY	25	0	0	0	0	0	0
43 5830 OTHER FEES	10	0	0	0	0	0	0
43 7113 INSURANCE RECOVERIES	828	0	0	0	0	0	0
43 7990 OTHER MISC REV-PROGRAM	6,540	11,896	11,896	0	11,896	0	11,896
43 7992 IMP/PETTY CASH RE-DEPOSI	1,200	1,200	1,200	0	1,200	0	1,200
43 8128 TRANS. FROM FUND 1991	0	9,199	9,199	0	9,199	0	9,199
43 8140 CHILD NUTRITION SUPPORT	0	90,000	90,000	0	90,000	0	90,000
53 8396 REIMBURSEMENT MOTOR FLT	21,458	0	0	0	0	0	0
43 8991 PRIOR YEAR ENCUMBRANCE	36,644	0	0	0	0	0	0
-----							
TOTAL RECEIPTS	168,162	133,692	138,575	0	138,575	0	138,575
-----							
NET APPROPRIATION	8,111,618	9,100,824	9,100,824	311,770	9,412,594	306,099	9,406,923

FUND DETAIL

4424 -  
 14424 DHHS - Office of Education Services  
 1301 Central NC School for the Deaf

DESCRIPTION (1)	2001-2002 ACTUAL (2)	CERTIFIED (3)	2002-2003 AUTHORIZED (4)	INCR/DECR (5)	2003-2004 TOTAL (6)	INCR/DECR (7)	2004-2005 TOTAL (8)
REQUIREMENTS							
53 1211 SPA-REG SALARIES-APPR	185,559	0	18,760	0	18,760	0	18,760
53 1251 SPA-TEACH SALARIES-APPRO	26,553	56,169	1,452	0	1,452	0	1,452
53 1254 SPA TEACH SUPP-APPROP.	1,170	0	0	0	0	0	0
53 1311 REG(N S) TEMP WAGES-APPR	2,116	0	0	0	0	0	0
53 1461 EPA&SPA-LONGVTY PAY-APPR	18,486	0	0	0	0	0	0
53 1511 SOCIAL SEC CONTRIB-APPRO	52,340	2,751	0	0	0	0	0
53 1513 SOCIAL SEC CONTRIB-UNDES	2,245	0	0	0	0	0	0
53 1521 REG RETIRE CONTRIB-APPRO	10,856	2,564	0	0	0	0	0
53 1561 MED INS CONTRIB-APPRO	93,990	0	0	0	0	0	0
53 1621 SEVERANCE SALARY CONT.	481,116	0	0	0	0	0	0
53 1625 ST DISABILITY PMT	43,765	0	0	0	0	0	0
53 1631 WRKER COMP-MED PAYMENTS	558	0	0	0	0	0	0
TOTAL PERSONAL SERVICES	918,754	61,484	20,212	0	20,212	0	20,212
53 2170 ADMIN SERVICES	1,421	0	0	0	0	0	0
53 2185 WASTE SERVICE	8,142	0	0	0	0	0	0
53 2199 MISC CONTRACTUAL SERVICE	411	0	0	0	0	0	0
53 2200 UTILITY/ENERGY SERVICES	97,591	0	0	0	0	0	0
53 2300 REPAIR SERVICES	2,299	0	0	0	0	0	0
53 2400 MAINTENANCE AGREEMENTS	3,076	0	0	0	0	0	0
53 2500 RENTALS/LEASES	3,505	0	0	0	0	0	0
53 2800 COMMUNICATION&DATA PROC	17,536	0	0	0	0	0	0
53 2900 OTHER SERVICES	8,497	0	0	0	0	0	0
TOTAL PURCHASED SERVICES	142,478	0	0	0	0	0	0
53 3100 GENERAL ADMIN SUPPLIES	521	2,454	2,454	0	2,454	0	2,454
53 3200 FACILITY & HARDWARE SUPP	6,149	6,945	6,945	0	6,945	0	6,945
53 3300 VEHICLE/EQUIP OPER SUPPL	3,437	0	0	0	0	0	0
53 3400 FOOD & DIETARY SUPPLIES	378	0	0	0	0	0	0
53 3700 RESEARCH/DEVELOP& ED SUP	0	26,185	26,185	0	26,185	0	26,185
TOTAL SUPPLIES	10,485	35,584	35,584	0	35,584	0	35,584
53 4500 EQUIPMENT	95	154,738	154,738	0	154,738	0	154,738
53 4600 ART,OTHER ARTIFACT & LIT	0	500	0	0	0	0	0
TOTAL PROPERTY, PLANT & EQUIPMT	95	155,238	154,738	0	154,738	0	154,738
53 5100 LEGAL, LICENSE&PERMIT CST	395	0	0	0	0	0	0

FUND DETAIL

4424 -  
 14424 DHHS - Office of Education Services  
 1301 Central NC School for the Deaf

DESCRIPTION (1)	2001-2002 ACTUAL (2)	CERTIFIED (3)	2002-2003 AUTHORIZED (4)	INCR/DECR (5)	2003-2004 TOTAL (6)	INCR/DECR (7)	2004-2005 TOTAL (8)
REQUIREMENTS							
53 5200 PENSION PAYMENTS	0	622	622	0	622	0	622
53 5800 OTHER ADMINISTRATIVE EXP	1,677	11,333	11,333	0	11,333	0	11,333
TOTAL OTHER EXPENSES & ADJUSTMEN	2,072	11,955	11,955	0	11,955	0	11,955
53 8010 DEPENDENT CARE-OP TFR	30	0	0	0	0	0	0
53 8117 TRANSFER TO DIRM	0	0	500	0	500	0	500
TOTAL INTRAGOVERNMENTAL TRANSACT	30	0	500	0	500	0	500
TOTAL REQUIREMENTS	1,073,914	264,261	222,989	0	222,989	0	222,989
ESTIMATED RECEIPTS							
43 2540 CHILD NUTRITION SUPPORT	422	0	0	0	0	0	0
43 4200 HOSPITAL & MEDICAL SALES	1,977	0	0	0	0	0	0
43 4320 SALE OF SURPLUS PROPERTY	8,890	0	0	0	0	0	0
43 4410 RENTAL OF REAL PROPERTY	294	0	0	0	0	0	0
43 7990 OTHER MISC REV-PROGRAM	2,007	0	0	0	0	0	0
53 8396 REIMBURSEMENT MOTOR FLT	10,832	0	0	0	0	0	0
43 8991 PRIOR YEAR ENCUMBRANCE	655,194	0	0	0	0	0	0
TOTAL RECEIPTS	679,616	0	0	0	0	0	0
NET APPROPRIATION	394,298	264,261	222,989	0	222,989	0	222,989



FUND DETAIL

4424 -  
 14424 DHHS - Office of Education Services  
 1405 Governor Morehead School

DESCRIPTION (1)	2001-2002 ACTUAL (2)	CERTIFIED (3)	2002-2003 AUTHORIZED (4)	INCR/DEC (5)	2003-2004 TOTAL (6)	INCR/DEC (7)	2004-2005 TOTAL (8)
REQUIREMENTS							
53 1211 SPA-REG SALARIES-APPR	2,857,084	3,056,678	2,994,634	0	2,994,634	0	2,994,634
53 1251 SPA-TEACH SALARIES-APPRO	1,659,912	1,800,284	1,826,123	0	1,826,123	0	1,826,123
53 1254 SPA TEACH SUPP-APPROP.	90,784	101,049	101,049	0	101,049	0	101,049
53 1255 SPA TEACH SUPP-RECEIPT	70,471	0	0	0	0	0	0
53 1256 TEACH SUPPLEMENT UNDESIG	1,000	0	0	0	0	0	0
53 1311 REG(N S) TEMP WAGES-APPR	70,453	29,489	29,489	25,000	54,489	25,000	54,489
53 1312 REG(N S) TEMP WAGES-RECP	1,038	0	0	0	0	0	0
53 1351 STUDENT TEMPORARY WAGES	2,493	7,334	7,334	0	7,334	0	7,334
53 1411 OT PAY - APPROPRIATED	41,754	64,069	64,069	0	64,069	0	64,069
53 1421 HOLIDAY PAY - APPRO	1,800	817	817	809	1,626	809	1,626
53 1431 10% SHIFT PAY	60,161	47,272	47,272	3,800	51,072	3,800	51,072
53 1452 DUAL EMPL WAGES-RECPTS	4,300	0	0	0	0	0	0
53 1461 EPA&SPA-LONGVTY PAY-APPR	82,650	62,667	62,667	12,429	75,096	19,664	82,331
53 1511 SOCIAL SEC CONTRIB-APPRO	365,313	387,724	384,954	10,971	395,925	11,525	396,479
53 1512 SOCIAL SEC CONTRIB-RECPT	5,080	0	0	0	0	0	0
53 1521 REG RETIRE CONTRIB-APPRO	239,720	157,010	154,429	516	154,945	735	155,164
53 1522 REG RETIRE CONTRIB-RECPT	75	0	0	0	0	0	0
53 1561 MED INS CONTRIB-APPRO	366,531	454,935	454,935	2,613	457,548	2,613	457,548
53 1625 ST DISABILITY PMT	25,896	0	0	0	0	0	0
53 1631 WRKER COMP-MED PAYMENTS	32,495	46,261	46,261	0	46,261	0	46,261
53 1651 COMPENSATION TO BOARD ME	210	0	0	0	0	0	0
TOTAL PERSONAL SERVICES	5,979,220	6,215,589	6,174,033	56,138	6,230,171	64,146	6,238,179
53 2131 HOSPITAL PROVD ED MED SER	0	5,439	5,439	0	5,439	0	5,439
53 2132 OTHER PROVIDERS SERVICES	0	2,643	2,643	0	2,643	0	2,643
53 2170 ADMIN SERVICES	57,528	57,040	57,040	0	57,040	0	57,040
53 2181 WRKSHOP/CONF EXP-FOOD SE	1,705	0	0	0	0	0	0
53 2182 LAUNDRY SER AGREEMENT	1,114	3,500	3,500	0	3,500	0	3,500
53 2185 WASTE SERVICE	5,830	0	0	0	0	0	0
53 2186 SECURITY CONTRACTS	55,215	0	0	55,215	55,215	55,215	55,215
53 2199 MISC CONTRACTUAL SERVICE	109,628	4,715	4,715	0	4,715	0	4,715
53 2200 UTILITY/ENERGY SERVICES	354,548	377,779	377,779	9,420	387,199	19,195	396,974
53 2300 REPAIR SERVICES	88,968	201,936	201,936	0	201,936	0	201,936
53 2400 MAINTENANCE AGREEMENTS	14,086	1,575	1,575	0	1,575	0	1,575
53 2500 RENTALS/LEASES	84,312	38,013	38,013	0	38,013	0	38,013
53 2700 TRAVEL&OTHER EMPLOYEE EX	6,259	93,914	93,914	0	93,914	0	93,914
53 2800 COMMUNICATION&DATA PROC	80,686	27,005	27,005	46,301	73,306	46,301	73,306
53 2900 OTHER SERVICES	15,948	31,279	31,279	0	31,279	0	31,279
TOTAL PURCHASED SERVICES	875,827	844,838	844,838	110,936	955,774	120,711	965,549

FUND DETAIL

4424 -  
 14424 DHHS - Office of Education Services  
 1405 Governor Morehead School

DESCRIPTION (1)	2001-2002 ACTUAL (2)	CERTIFIED (3)	2002-2003 AUTHORIZED (4)	INCR/DECR (5)	2003-2004 TOTAL (6)	INCR/DECR (7)	2004-2005 TOTAL (8)
REQUIREMENTS							
53 3100 GENERAL ADMIN SUPPLIES	44,656	11,463	11,463	0	11,463	0	11,463
53 3200 FACILITY & HARDWARE SUPP	36,436	68,157	68,157	0	68,157	0	68,157
53 3300 VEHICLE/EQUIP OPER SUPPL	10,751	10,824	10,824	2,917	13,741	3,103	13,927
53 3400 FOOD & DIETARY SUPPLIES	83,247	106,453	106,453	2,129	108,582	5,003	111,456
53 3500 CLOTHING & RECREATNL SUP	2,553	3,930	3,930	0	3,930	0	3,930
53 3600 DRUGS/PHARMACEUTICAL SUP	3,023	2,127	2,127	128	2,255	264	2,391
53 3700 RESEARCH/DEVELOP& ED SUP	30,838	0	0	30,838	30,838	30,838	30,838
53 3900 OTHER MATERIALS & SUPP	3,542	4,400	4,400	0	4,400	0	4,400
TOTAL SUPPLIES	215,046	207,354	207,354	36,012	243,366	39,208	246,562
53 4500 EQUIPMENT	45,173	54,080	54,080	141,651	195,731	19,500	73,580
53 4600 ART,OTHER ARTIFACT & LIT	17,324	97,093	97,093	4,400	101,493	9,064	106,157
53 4700 INTANGIBLE ASSETS	2,871	0	0	0	0	0	0
TOTAL PROPERTY, PLANT & EQUIPMT	65,368	151,173	151,173	146,051	297,224	28,564	179,737
53 5200 PENSION PAYMENTS	0	8,208	8,208	0	8,208	0	8,208
53 5800 OTHER ADMINISTRATIVE EXP	6,159	16,742	16,742	0	16,742	0	16,742
53 5900 OTHER EXPENSES	1,500	1,500	1,500	0	1,500	0	1,500
TOTAL OTHER EXPENSES & ADJUSTMEN	7,659	26,450	26,450	0	26,450	0	26,450
53 8010 DEPENDENT CARE-OP TFR	2,358	0	0	0	0	0	0
53 8117 TRANSFER TO DIRM	0	0	3,786	0	3,786	0	3,786
TOTAL INTRAGOVERNMENTAL TRANSACT	2,358	0	3,786	0	3,786	0	3,786
TOTAL REQUIREMENTS	7,145,478	7,445,404	7,407,634	349,137	7,756,771	252,629	7,660,263
ESTIMATED RECEIPTS							
43 2401 ERATE REVENUE	16,588	0	3,786	0	3,786	0	3,786
43 2540 CHILD NUTRITION SUPPORT	72,369	0	0	0	0	0	0
43 4150 SALE OF MEALS TO STAFF	55,713	109,032	109,032	0	109,032	0	109,032
43 4200 HOSPITAL & MEDICAL SALES	466	0	0	0	0	0	0
43 4320 SALE OF SURPLUS PROPERTY	1,511	500	500	3,500	4,000	3,500	4,000
43 6200 NONCAPITAL GIFTS	1,640	1,000	1,000	0	1,000	0	1,000
43 7990 OTHER MISC REV-PROGRAM	4,542	10,412	10,412	0	10,412	0	10,412

FUND DETAIL

4424 -  
 14424 DHHS - Office of Education Services  
 1405 Governor Morehead School

DESCRIPTION (1)	2001-2002 ACTUAL (2)	CERTIFIED (3)	2002-2003 AUTHORIZED (4)	INCR/DECR (5)	2003-2004 TOTAL (6)	INCR/DECR (7)	2004-2005 TOTAL (8)
ESTIMATED RECEIPTS							
43 7992 IMP/PETTY CASH RE-DEPOSI	1,500	1,500	1,500	0	1,500	0	1,500
43 8103 DHR-PUB.ED-REMEDICATION F	0	2,661	2,661	0	2,661	0	2,661
43 8140 CHILD NUTRITION SUPPORT	0	39,057	39,057	0	39,057	0	39,057
43 8160 DEPT CULT. RES-LIBRARY G	0	3,000	3,000	0	3,000	0	3,000
43 819M TRF FROM B/C 13510 DPI	82,325	0	0	0	0	0	0
53 8220 REIMBURSEMENT-DUAL EMPLO	6,955	0	0	0	0	0	0
53 8362 RENT-DEVELOP DISABILITY	0	2,000	2,000	0	2,000	0	2,000
53 8363 RENT-RURAL HEALTH	85,064	49,245	49,245	0	49,245	0	49,245
53 8377 RENT-DSB	361,509	407,561	407,561	0	407,561	0	407,561
53 8378 RENT-DEC	0	26,211	26,211	0	26,211	0	26,211
53 8396 REIMBURSEMENT MOTOR FLT	41,544	0	0	0	0	0	0
43 8991 PRIOR YEAR ENCUMBRANCE	99,620	0	0	0	0	0	0
TOTAL RECEIPTS	831,346	652,179	655,965	3,500	659,465	3,500	659,465
NET APPROPRIATION	6,314,132	6,793,225	6,751,669	345,637	7,097,306	249,129	7,000,798

FUND DETAIL

4424 -  
 14424 DHHS - Office of Education Services  
 1505 Early Intervention Services - Preschool

DESCRIPTION (1)	2001-2002 ACTUAL (2)	CERTIFIED (3)	2002-2003 AUTHORIZED (4)	INCR/DECR (5)	2003-2004 TOTAL (6)	INCR/DECR (7)	2004-2005 TOTAL (8)
REQUIREMENTS							
53 1211 SPA-REG SALARIES-APPR	734,195	566,009	564,009	0	564,009	0	564,009
53 1251 SPA-TEACH SALARIES-APPRO	2,911,144	3,252,276	3,254,276	0	3,254,276	0	3,254,276
53 1254 SPA TEACH SUPP-APPROP.	132,041	106,486	106,486	0	106,486	0	106,486
53 1256 TEACH SUPPLEMENT UNDESIG	7,800	0	0	0	0	0	0
53 1411 OT PAY - APPROPRIATED	153	0	0	0	0	0	0
53 1431 10% SHIFT PAY	400	0	0	0	0	0	0
53 1461 EPA&SPA-LONGVTY PAY-APPR	57,319	0	0	56,913	56,913	63,599	63,599
53 1511 SOCIAL SEC CONTRIB-APPRO	285,154	305,494	305,494	-1,006	304,488	-495	304,999
53 1521 REG RETIRE CONTRIB-APPRO	185,703	118,900	118,900	1,725	120,625	1,927	120,827
53 1561 MED INS CONTRIB-APPRO	241,035	299,324	299,324	-19,222	280,102	-19,222	280,102
53 1621 SEVERANCE SALARY CONT.	5,434	0	0	0	0	0	0
53 1631 WRKER COMP-MED PAYMENTS	2,462	0	0	0	0	0	0
<b>TOTAL PERSONAL SERVICES</b>	<b>4,562,840</b>	<b>4,648,489</b>	<b>4,648,489</b>	<b>38,410</b>	<b>4,686,899</b>	<b>45,809</b>	<b>4,694,298</b>
53 2170 ADMIN SERVICES	23,281	101,015	170,847	0	170,847	0	170,847
53 2184 JANITORIAL SER AGREEMENT	2,365	0	0	0	0	0	0
53 2185 WASTE SERVICE	98	0	1,100	0	1,100	0	1,100
53 2199 MISC CONTRACTUAL SERVICE	228,897	197,814	160,199	0	160,199	0	160,199
53 2200 UTILITY/ENERGY SERVICES	2,058	56,685	56,685	0	56,685	0	56,685
53 2300 REPAIR SERVICES	1,139	10,443	11,083	0	11,083	0	11,083
53 2400 MAINTENANCE AGREEMENTS	6,999	21,220	21,220	0	21,220	0	21,220
53 2500 RENTALS/LEASES	582,151	345,098	338,503	0	338,503	0	338,503
53 2700 TRAVEL&OTHER EMPLOYEE EX	16,255	123,298	122,298	0	122,298	0	122,298
53 2800 COMMUNICATION&DATA PROC	88,602	67,324	50,794	32,335	83,129	32,335	83,129
53 2900 OTHER SERVICES	19,825	56,000	47,200	0	47,200	0	47,200
<b>TOTAL PURCHASED SERVICES</b>	<b>971,670</b>	<b>978,897</b>	<b>979,929</b>	<b>32,335</b>	<b>1,012,264</b>	<b>32,335</b>	<b>1,012,264</b>
53 3100 GENERAL ADMIN SUPPLIES	25,428	14,436	16,936	0	16,936	0	16,936
53 3200 FACILITY & HARDWARE SUPP	1,069	0	0	0	0	0	0
53 3300 VEHICLE/EQUIP OPER SUPPL	162	10,000	7,542	0	7,542	0	7,542
53 3400 FOOD & DIETARY SUPPLIES	834	9,000	6,700	0	6,700	0	6,700
53 3600 DRUGS/PHARMACEUTICAL SUP	135	0	0	0	0	0	0
53 3700 RESEARCH/DEVELOP& ED SUP	75,788	78,405	81,905	3,276	85,181	6,716	88,621
53 3900 OTHER MATERIALS & SUPP	415	0	550	0	550	0	550
<b>TOTAL SUPPLIES</b>	<b>103,831</b>	<b>111,841</b>	<b>113,633</b>	<b>3,276</b>	<b>116,909</b>	<b>6,716</b>	<b>120,349</b>
53 4500 EQUIPMENT	50,577	96,051	87,395	0	87,395	0	87,395
53 4600 ART,OTHER ARTIFACT & LIT	1,195	19,264	19,264	0	19,264	0	19,264

FUND DETAIL

4424 -  
 14424 DHHS - Office of Education Services  
 1505 Early Intervention Services - Preschool

DESCRIPTION (1)	2001-2002 ACTUAL (2)	CERTIFIED (3)	2002-2003 AUTHORIZED (4)	INCR/DECR (5)	2003-2004 TOTAL (6)	INCR/DECR (7)	2004-2005 TOTAL (8)
REQUIREMENTS							
-----							
TOTAL PROPERTY, PLANT & EQUIPMT	51,772	115,315	106,659	0	106,659	0	106,659
53 5800 OTHER ADMINISTRATIVE EXP	4,425	33,532	30,532	0	30,532	0	30,532
53 5900 OTHER EXPENSES	510	200	200	0	200	0	200
TOTAL OTHER EXPENSES & ADJUSTMEN	4,935	33,732	30,732	0	30,732	0	30,732
53 8010 DEPENDENT CARE-OP TFR	2,705	0	0	0	0	0	0
53 81D1 TRANSFER TO B/C 14410	200,000	0	0	0	0	0	0
53 8117 TRANSFER TO DIRM	0	0	8,832	0	8,832	0	8,832
TOTAL INTRAGOVERNMENTAL TRANSACT	202,705	0	8,832	0	8,832	0	8,832
TOTAL REQUIREMENTS	5,897,753	5,888,274	5,888,274	74,021	5,962,295	84,860	5,973,134
-----							
ESTIMATED RECEIPTS							
-----							
43 4200 HOSPITAL & MEDICAL SALES	12	0	0	0	0	0	0
43 6200 NONCAPITAL GIFTS	36	0	0	0	0	0	0
43 7992 IMP/PETTY CASH RE-DEPOSI	200	200	200	0	200	0	200
53 8220 REIMBURSEMENT-DUAL EMPLO	3,230	0	0	0	0	0	0
53 885C EARLY INTERVENTION GRANT	135,595	127,364	127,364	0	127,364	0	127,364
43 8991 PRIOR YEAR ENCUMBRANCE	23,352	0	0	0	0	0	0
TOTAL RECEIPTS	162,425	127,564	127,564	0	127,564	0	127,564
-----							
NET APPROPRIATION	5,735,328	5,760,710	5,760,710	74,021	5,834,731	84,860	5,845,570

FUND DETAIL

4424 -  
 14424 DHHS - Office of Education Services  
 1701 Family Resource Centers

DESCRIPTION (1)	2001-2002 ACTUAL (2)	CERTIFIED (3)	2002-2003 AUTHORIZED (4)	INCR/DECR (5)	2003-2004 TOTAL (6)	INCR/DECR (7)	2004-2005 TOTAL (8)
REQUIREMENTS							
53 1211 SPA-REG SALARIES-APPR	0	1	1	0	1	0	1
53 1511 SOCIAL SEC CONTRIB-APPRO	0	1	1	0	1	0	1
53 1521 REG RETIRE CONTRIB-APPRO	0	438	438	0	438	0	438
53 1561 MED INS CONTRIB-APPRO	188	0	0	0	0	0	0
TOTAL PERSONAL SERVICES	188	440	440	0	440	0	440
53 4500 EQUIPMENT	0	2,025	2,025	0	2,025	0	2,025
TOTAL PROPERTY, PLANT & EQUIPMT	0	2,025	2,025	0	2,025	0	2,025
53 6911 AID TO NON-GOVERN. UNITS	745,127	573,238	573,238	0	573,238	0	573,238
TOTAL AID & PUBLIC ASSISTANCE	745,127	573,238	573,238	0	573,238	0	573,238
TOTAL REQUIREMENTS	745,315	575,703	575,703	0	575,703	0	575,703
ESTIMATED RECEIPTS							
TOTAL RECEIPTS	0	0	0	0	0	0	0
NET APPROPRIATION	745,315	575,703	575,703	0	575,703	0	575,703

FUND DETAIL

4424 -  
 14424 DHHS - Office of Education Services  
 1801 Central Administration

DESCRIPTION (1)	2001-2002 ACTUAL (2)	CERTIFIED (3)	2002-2003 AUTHORIZED (4)	INCR/DECR (5)	2003-2004 TOTAL (6)	INCR/DECR (7)	2004-2005 TOTAL (8)
REQUIREMENTS							
53 1211 SPA-REG SALARIES-APPR	458,374	251,124	270,985	0	270,985	0	270,985
53 1251 SPA-TEACH SALARIES-APPRO	168,077	176,604	215,604	0	215,604	0	215,604
53 1254 SPA TEACH SUPP-APPROP.	2,778	0	0	0	0	0	0
53 1311 REG(N S) TEMP WAGES-APPR	0	6,456	6,456	0	6,456	0	6,456
53 1452 DUAL EMPL WAGES-RECPTS	3,000	0	0	0	0	0	0
53 1461 EPA&SPA-LONGVTY PAY-APPR	13,479	7,932	7,932	1,983	9,915	2,592	10,524
53 1511 SOCIAL SEC CONTRIB-APPRO	54,717	26,208	30,711	7,766	38,477	7,813	38,524
53 1521 REG RETIRE CONTRIB-APPRO	37,632	10,787	14,984	60	15,044	79	15,063
53 1561 MED INS CONTRIB-APPRO	39,726	33,280	33,280	-9,082	24,198	-9,082	24,198
53 1621 SEVERANCE SALARY CONT.	85,114	0	0	0	0	0	0
53 1625 ST DISABILITY PMT	52,074	0	0	0	0	0	0
TOTAL PERSONAL SERVICES	914,971	512,391	579,952	727	580,679	1,402	581,354
53 2170 ADMIN SERVICES	11,547	0	0	0	0	0	0
53 2186 SECURITY CONTRACTS	6,545	0	0	0	0	0	0
53 2193 TRANSPORTATION SVCS	611,175	592,148	592,148	30,588	622,736	30,588	622,736
53 2199 MISC CONTRACTUAL SERVICE	737	13,581	13,581	0	13,581	0	13,581
53 2300 REPAIR SERVICES	1,341	515	515	0	515	0	515
53 2400 MAINTENANCE AGREEMENTS	3,240	3,500	3,500	0	3,500	0	3,500
53 2500 RENTALS/LEASES	12,586	18,000	18,000	0	18,000	0	18,000
53 2700 TRAVEL&OTHER EMPLOYEE EX	422,937	663,224	663,224	0	663,224	0	663,224
53 2800 COMMUNICATION&DATA PROC	36,064	27,800	27,800	0	27,800	0	27,800
53 2900 OTHER SERVICES	2,805	13,916	13,916	0	13,916	0	13,916
TOTAL PURCHASED SERVICES	1,108,977	1,332,684	1,332,684	30,588	1,363,272	30,588	1,363,272
53 3100 GENERAL ADMIN SUPPLIES	5,013	4,000	4,000	0	4,000	0	4,000
53 3200 FACILITY & HARDWARE SUPP	85	0	0	0	0	0	0
53 3300 VEHICLE/EQUIP OPER SUPPL	14,402	0	0	0	0	0	0
53 3400 FOOD & DIETARY SUPPLIES	704	0	0	0	0	0	0
53 3700 RESEARCH/DEVELOP& ED SUP	37	2,000	2,000	0	2,000	0	2,000
TOTAL SUPPLIES	20,241	6,000	6,000	0	6,000	0	6,000
53 4500 EQUIPMENT	0	7,912	7,912	0	7,912	0	7,912
53 4700 INTANGIBLE ASSETS	876	3,324	3,324	0	3,324	0	3,324
TOTAL PROPERTY, PLANT & EQUIPMT	876	11,236	11,236	0	11,236	0	11,236
53 5800 OTHER ADMINISTRATIVE EXP	393	200	200	0	200	0	200

FUND DETAIL

4424 -  
 14424 DHHS - Office of Education Services  
 1801 Central Administration

DESCRIPTION (1)	2001-2002 ACTUAL (2)	CERTIFIED (3)	2002-2003 AUTHORIZED (4)	INCR/DECR (5)	2003-2004 TOTAL (6)	INCR/DECR (7)	2004-2005 TOTAL (8)
REQUIREMENTS							
-----							
TOTAL OTHER EXPENSES & ADJUSTMEN	393	200	200	0	200	0	200
53 8010 DEPENDENT CARE-OP TFR	694	0	0	0	0	0	0
TOTAL INTRAGOVERNMENTAL TRANSACT	694	0	0	0	0	0	0
-----							
TOTAL REQUIREMENTS	2,046,152	1,862,511	1,930,072	31,315	1,961,387	31,990	1,962,062
-----							
ESTIMATED RECEIPTS							
-----							
43 7990 OTHER MISC REV-PROGRAM	68	0	0	0	0	0	0
43 8156 DEPT OF PUBLIC INSTRUCTI	0	871,891	871,891	0	871,891	0	871,891
43 819M TRF FROM B/C 13510 DPI	1,037,000	0	0	0	0	0	0
-----							
TOTAL RECEIPTS	1,037,068	871,891	871,891	0	871,891	0	871,891
-----							
NET APPROPRIATION	1,009,084	990,620	1,058,181	31,315	1,089,496	31,990	1,090,171



FUND DETAIL

4424 -  
 14424 DHHS - Office of Education Services  
 191A Statewide Reserve

DESCRIPTION (1)	2001-2002 ACTUAL (2)	CERTIFIED (3)	2002-2003 AUTHORIZED (4)	INCR/DECR (5)	2003-2004 TOTAL (6)	INCR/DECR (7)	2004-2005 TOTAL (8)
ESTIMATED RECEIPTS							
43 8042 HEALTH INSURANCE INCREAS	88,453	0	0	0	0	0	0
TOTAL RECEIPTS	88,453	0	0	0	0	0	0
NET APPROPRIATION	-88,453	0	0	0	0	0	0

FUND DETAIL

4424 -  
 14424 DHHS - Office of Education Services  
 1991 Indirect Reserves

DESCRIPTION (1)	2001-2002 ACTUAL (2)	CERTIFIED (3)	2002-2003 AUTHORIZED (4)	INCR/DECR (5)	2003-2004 TOTAL (6)	INCR/DECR (7)	2004-2005 TOTAL (8)
REQUIREMENTS							
53 8101 TRANSFER TO WNCSD	0	12,431	12,431	0	12,431	0	12,431
53 8102 TRANSFER TO ENCSD	0	9,199	9,199	0	9,199	0	9,199
53 8105 TRANSF TO DHHS CONTROLLE	0	4	4	0	4	0	4
53 819P TRANSFER TO BC 1330	3	0	0	0	0	0	0
TOTAL INTRAGOVERNMENTAL TRANSACT	3	21,634	21,634	0	21,634	0	21,634
TOTAL REQUIREMENTS	3	21,634	21,634	0	21,634	0	21,634
ESTIMATED RECEIPTS							
43 8109 DEPT ED-ECIA CHAP.I-HAND	0	21,634	21,634	0	21,634	0	21,634
TOTAL RECEIPTS	0	21,634	21,634	0	21,634	0	21,634
NET APPROPRIATION	3	0	0	0	0	0	0

FUND DETAIL

4424 -  
 14424 DHHS - Office of Education Services  
 1992 Prior Year Revenue

DESCRIPTION (1)	2001-2002 ACTUAL (2)	CERTIFIED (3)	2002-2003 AUTHORIZED (4)	INCR/DECR (5)	2003-2004 TOTAL (6)	INCR/DECR (7)	2004-2005 TOTAL (8)
ESTIMATED RECEIPTS							
43 7990 OTHER MISC REV-PROGRAM	510	0	0	0	0	0	0
53 885C EARLY INTERVENTION GRANT	32,236	0	0	0	0	0	0
-----							
TOTAL RECEIPTS	32,746	0	0	0	0	0	0
-----							
NET APPROPRIATION	-32,746	0	0	0	0	0	0

FUND DETAIL

4424 -  
 14424 DHHS - Office of Education Services  
 1993 Prior Period Refunds

DESCRIPTION (1)	2001-2002 ACTUAL (2)	CERTIFIED (3)	2002-2003 AUTHORIZED (4)	INCR/DECR (5)	2003-2004 TOTAL (6)	INCR/DECR (7)	2004-2005 TOTAL (8)
ESTIMATED RECEIPTS							
53 885C EARLY INTERVENTION GRANT	571	0	0	0	0	0	0
-----							
TOTAL RECEIPTS	571	0	0	0	0	0	0
-----							
NET APPROPRIATION	-571	0	0	0	0	0	0

SUMMARY BY FUND

4430 -  
14430 DHHS - Division of Public Health

DESCRIPTION (1)	2001-2002 ACTUAL (2)	CERTIFIED (3)	2002-2003 AUTHORIZED (4)	INCR/DECR (5)	2003-2004 TOTAL (6)	INCR/DECR (7)	2004-2005 TOTAL (8)
REQUIREMENTS							
1110 DIVISION OFFICES	5,473,292	3,405,062	3,779,503	44,591	3,824,094	44,591	3,824,094
1130 REGIONAL OFFICES SUPPORT	177,414	161,106	165,358	526	165,884	526	165,884
1160 STATE CTR-HEALTH STATIST	3,423,548	4,587,253	4,457,323	-5,427	4,451,896	-5,427	4,451,896
1410 LOCAL HEALTH SERVICES	7,590,474	6,993,831	7,061,739	-717,543	6,344,196	-717,543	6,344,196
1420 MEDICAL EXAMINER	3,428,994	3,792,528	3,784,815	162,343	3,947,158	66,441	3,851,256
1430 OFFICE OF CHIEF NURSE	635,663	596,882	587,255	-979	586,276	-979	586,276
1435 DENTAL HEALTH SERVICES	5,062,634	5,200,442	5,020,750	9,221	5,029,971	11,755	5,032,505
1440 HWY SAFETY SCIENT SERV	1,568,432	2,148,335	2,151,969	67,970	2,219,939	67,973	2,219,942
1451 COMMUNICABLE DIS/BIOTER.	7,961,658	23,936,724	23,892,274	29,361	23,921,635	74,391	23,966,665
1461 HIV/STD PREVENT. & CARE	40,115,842	40,316,115	40,318,180	642,582	40,960,762	1,237,066	41,555,246
1465 VITAL RECORDS	1,695,449	1,915,574	1,880,444	-1,533	1,878,911	-1,533	1,878,911
1471 OCUPP.& ENV EPIDEMIOLOG	4,872,645	5,182,076	5,322,875	9,621	5,332,496	9,800	5,332,675
1505 WOMENS & CHILDREN HLTH	18,042,276	17,925,114	17,921,561	-8,726	17,912,835	-8,726	17,912,835
1511 WOMEN'S HEALTH	20,772,298	21,841,595	21,842,793	-1,704,103	20,138,690	-1,703,855	20,138,938
1515 DEV EVALUATION CENTERS	28,193,147	26,623,437	26,646,168	-24,743	26,621,425	69,748	26,715,916
1516 EARLY INTERVENTION	15,292,926	15,986,293	15,967,247	5,315	15,972,562	5,315	15,972,562
1520 SICKLE CELL & GENETIC CO	6,135,626	6,979,007	7,033,585	27,494	7,061,079	44,110	7,077,695
1531 SPECIAL NEEDS CHILDREN	15,280,235	15,801,541	15,758,925	171,929	15,930,854	226,418	15,985,343
1535 CHILD HEALTH	5,048,786	6,729,493	6,752,234	-689,756	6,062,478	-689,542	6,062,692
1540 NUTRITION & DIETARY SVCS	151,829,510	160,091,839	160,091,839	19,186	160,111,025	40,887	160,132,726
1551 CHRONIC DISEASES	28,490,051	29,985,221	29,988,736	-57,282	29,931,454	-22,367	29,966,369
1560 PUB. HLTH LABORATORY SVC	12,598,827	16,288,865	16,283,370	848,630	17,132,000	992,247	17,275,617
1570 IMMUNIZATION	18,514,745	20,362,525	20,333,152	837,067	21,170,219	1,718,270	22,051,422
1575 CHILD NUTRITION PROGRAMS	73,745,968	78,150,718	78,150,718	-6,177	78,144,541	-5,929	78,144,789
1931 REFUND OF PR. YR. EXPEN	205,189	0	0	0	0	0	0
1991 FED INDIRECT RESERVE	1,064,379	3,084,292	3,084,292	0	3,084,292	0	3,084,292
1992 PRIOR YEAR EARNED REVENU	941,442	0	0	0	0	0	0
1993 PRIOR YEAR AUDITS&ADJUST	-946,686	0	0	0	0	0	0
TOTAL REQUIREMENTS	477,214,764	518,085,868	518,277,105	-340,433	517,936,672	1,453,637	519,730,742

ESTIMATED RECEIPTS

1000 DIVISION OF HEALTH SVCS	25	0	0	0	0	0	0
1110 DIVISION OFFICES	3,126,032	1,190,165	1,295,871	13,452	1,309,323	13,452	1,309,323
1160 STATE CTR-HEALTH STATIST	1,429,976	2,058,091	2,020,477	19,265	2,039,742	19,265	2,039,742

SUMMARY BY FUND

4430 -  
14430 DHHS - Division of Public Health

DESCRIPTION (1)	2001-2002 ACTUAL (2)	CERTIFIED (3)	2002-2003 AUTHORIZED (4)	INCR/DECR (5)	2003-2004 TOTAL (6)	INCR/DECR (7)	2004-2005 TOTAL (8)
1410 LOCAL HEALTH SERVICES	937,347	997,876	1,020,606	17,477	1,038,083	17,477	1,038,083
1420 MEDICAL EXAMINER	1,073,340	1,188,987	1,188,987	2,144	1,191,131	2,144	1,191,131
1430 OFFICE OF CHIEF NURSE	256,598	315,833	315,833	71	315,904	71	315,904
1435 DENTAL HEALTH SERVICES	542,235	1,290,975	1,290,975	-11,078	1,279,897	-11,078	1,279,897
1440 HWY SAFETY SCIENT SERV	1,540,153	2,099,036	2,099,036	70,327	2,169,363	70,327	2,169,363
1451 COMMUNICABLE DIS/BIOTER.	3,492,588	19,129,692	19,129,692	14,537	19,144,229	14,537	19,144,229
1461 HIV/STD PREVENT. & CARE	30,932,161	28,961,115	28,961,115	89,238	29,050,353	89,238	29,050,353
1465 VITAL RECORDS	1,186,601	1,553,179	1,553,179	0	1,553,179	0	1,553,179
1471 OCUPP.& ENV EPIDEMIOLOG	3,335,932	3,716,778	3,716,778	15,113	3,731,891	15,113	3,731,891
1505 WOMENS & CHILDREN HLTH	10,009,068	10,089,981	10,089,981	-8,022	10,081,959	-8,022	10,081,959
1511 WOMEN'S HEALTH	14,742,475	14,452,118	14,452,118	34,479	14,486,597	34,603	14,486,721
1515 DEV EVALUATION CENTERS	14,926,603	10,946,785	10,946,785	10,602	10,957,387	10,602	10,957,387
1516 EARLY INTERVENTION	1,997,362	2,832,179	2,832,179	7,138	2,839,317	7,138	2,839,317
1520 SICKLE CELL & GENETIC CO	596,339	786,780	829,851	-3,648	826,203	-3,648	826,203
1531 SPECIAL NEEDS CHILDREN	5,803,361	7,640,208	7,597,137	30,468	7,627,605	30,468	7,627,605
1535 CHILD HEALTH	1,627,393	1,790,127	1,790,127	11,523	1,801,650	11,523	1,801,650
1540 NUTRITION & DIETARY SVCS	151,307,905	159,022,514	159,022,514	3,555	159,026,069	3,891	159,026,405
1551 CHRONIC DISEASES	16,325,611	17,525,003	17,562,617	96,966	17,659,583	97,411	17,660,028
1560 PUB. HLTH LABORATORY SVC	8,115,388	11,734,561	11,734,561	25,191	11,759,752	25,191	11,759,752
1570 IMMUNIZATION	5,361,242	6,119,462	6,119,462	15,012	6,134,474	15,600	6,135,062
1575 CHILD NUTRITION PROGRAMS	73,745,961	78,150,718	78,150,718	-6,177	78,144,541	-5,929	78,144,789
1810 DPH REVENUE CLEARING	-6,219,096	0	0	0	0	0	0
191A STATEWIDE RESERVE	93,967	0	0	0	0	0	0
1931 REFUND OF PR. YR. EXPEN	309,300	0	0	0	0	0	0
1991 FED INDIRECT RESERVE	2,521,975	3,119,480	3,119,480	0	3,119,480	0	3,119,480
1992 PRIOR YEAR EARNED REVENU	1,600,700	0	0	0	0	0	0
1993 PRIOR YEAR AUDITS&ADJUST	-552,572	0	0	0	0	0	0
-----							
TOTAL RECEIPTS	350,165,970	386,711,643	386,840,079	447,633	387,287,712	449,374	387,289,453
-----							
NET APPROPRIATION	127,048,794	131,374,225	131,437,026	-788,066	130,648,960	1,004,263	132,441,289

SUMMARY BY ACCOUNT

4430 -  
14430 DHHS - Division of Public Health

DESCRIPTION (1)	2001-2002 ACTUAL (2)	CERTIFIED (3)	2002-2003 AUTHORIZED (4)	INCR/DECR (5)	2003-2004 TOTAL (6)	INCR/DECR (7)	2004-2005 TOTAL (8)
REQUIREMENTS							
53 1211 SPA-REG SALARIES-APPR	33,574,542	32,611,856	32,742,291	0	32,742,291	0	32,742,291
53 1212 SPA-REG SALARIES-RECPT	16,633,143	22,024,126	21,957,002	44,312	22,001,314	44,312	22,001,314
53 1213 SPA-REG SALARIES-UNDESIG	2,626,458	5,986,743	6,081,622	0	6,081,622	0	6,081,622
53 1222 TIME LMTD SALARIES-REC	8,782	231,576	231,576	0	231,576	0	231,576
53 1251 SPA-TEACH SALARIES-APPRO	15,509	34,464	34,464	0	34,464	0	34,464
53 1411 OT PAY - APPROPRIATED	2,965	960	960	0	960	0	960
53 1412 OT PAY - RECEIPTS	1,058	850	850	0	850	0	850
53 1421 HOLIDAY PAY - APPRO	4,488	5,136	6,158	0	6,158	0	6,158
53 1422 HOLIDAY PAY - RECEIPTS	539	0	0	0	0	0	0
53 1441 CALLBACK/STANDBY	867	0	0	0	0	0	0
53 1442 CALL BACK/STBY RECEIPTS	4,049	0	0	0	0	0	0
53 1451 DUAL EMPL WAGES - APPRO	31,242	0	0	0	0	0	0
53 1452 DUAL EMPLOYMENT	20,179	1,823	1,823	0	1,823	0	1,823
53 1453 DUAL EMPLY WAGES UN	4,000	0	0	0	0	0	0
53 1461 EPA&SPA-LONGVTY PAY-APPR	626,783	490,109	541,176	32,394	573,570	32,394	573,570
53 1462 EPA&SPA-LONGVTY PAY-REC	221,464	162,465	163,022	52,520	215,542	52,520	215,542
53 1463 EPA&SPA-LONGVTY PAY-UNDE	66,142	128,726	128,726	-13,600	115,126	-13,600	115,126
53 1511 SOCIAL SEC CONTRIB-APPRO	2,486,211	2,522,104	2,527,617	-49,923	2,477,694	-49,923	2,477,694
53 1512 SOCIAL SEC CONTRIB-RECPT	1,242,111	1,642,566	1,642,566	-1,184	1,641,382	-1,184	1,641,382
53 1513 SOCIAL SEC CONTRIB-UNDES	194,852	461,758	468,311	4,288	472,599	4,288	472,599
53 1521 REG RETIRE CONTRIB-APPRO	1,679,219	1,058,087	1,009,785	531	1,010,316	531	1,010,316
53 1522 REG RETIRE CONTRIB-RECPT	831,123	670,101	674,188	1,773	675,961	1,773	675,961
53 1523 REG RETIRE CONTRIB-UNDES	132,187	181,879	187,987	-6,498	181,489	-6,498	181,489
53 1561 MED INS CONTRIB-APPRO	2,136,531	2,389,879	2,394,901	-72,082	2,322,819	-72,082	2,322,819
53 1562 MED INS CONTRIB-RECPTS	1,090,180	1,207,006	1,205,294	344,622	1,549,916	344,622	1,549,916
53 1563 MED INS CONTRIB-UNDESIGN	122,807	342,188	344,444	1,650	346,094	1,650	346,094
53 1572 UNEMP COMP PAYMNTS TO ES	24,320	8,235	8,235	0	8,235	0	8,235
53 1624 GRIEVANCE SETTLEMENT	155,765	0	0	0	0	0	0
53 1625 ST DISABILITY PMT	81,324	1,866	1,866	0	1,866	0	1,866
53 1631 WRKER COMP-MED PAYMENTS	85,792	1,734	1,734	0	1,734	0	1,734
53 1632 WRKER COMP-TEMP DIS PAYM	228	0	0	0	0	0	0
53 1651 COMPENSATION TO BOARD ME	9,458	20,463	20,463	-1,000	19,463	-1,000	19,463
TOTAL PERSONAL SERVICES	64,114,318	72,186,700	72,377,061	337,803	72,714,864	337,803	72,714,864
53 2110 LEGAL SERVICES	135,411	323,530	323,530	0	323,530	0	323,530
53 2120 CONSULTANT FEES	16,915	28,582	28,582	0	28,582	0	28,582

SUMMARY BY ACCOUNT

4430 -  
14430 DHHS - Division of Public Health

DESCRIPTION (1)	2001-2002 ACTUAL (2)	CERTIFIED (3)	2002-2003 AUTHORIZED (4)	INCR/DECR (5)	2003-2004 TOTAL (6)	INCR/DECR (7)	2004-2005 TOTAL (8)
53 2132 OTHER PROVIDED MED SER	543,462	495,367	495,367	0	495,367	0	495,367
53 2133 EMPLOYEE/EMPLOYMENT PHYSIC	5,142	7,400	7,400	0	7,400	0	7,400
53 2140 INFORMATN TECHNOLOGY SVC	382,604	2,322,451	2,322,451	0	2,322,451	0	2,322,451
53 2170 ADMIN SVC-PROF TEST SVC	2,238,390	1,771,322	1,771,322	-79,800	1,691,522	-79,800	1,691,522
53 2181 WRKSHOP/CONF EXP-FOOD SE	77,892	203,363	203,363	-8,500	194,863	-8,500	194,863
53 2182 LAUNDRY SER AGREEMENT	3,067	3,000	3,000	0	3,000	0	3,000
53 2183 LABORATORY SER AGREEMENT	24,846	9,600	9,600	0	9,600	0	9,600
53 2184 JANITORIAL SER AGREEMENT	47,087	45,227	45,227	0	45,227	0	45,227
53 2185 WASTE REM/RECY SER AGREE	2,368	17,500	17,500	0	17,500	0	17,500
53 2186 SECURITY SERVICE AGREE	264	300	300	0	300	0	300
53 2187 PEST CONTROL SERVICES	0	600	600	0	600	0	600
53 2191 DUAL EMP PAY TO AGENCY	43,236	31,457	31,457	0	31,457	0	31,457
53 2192 HONORARIUMS	57,274	112,854	112,854	-15,000	97,854	-15,000	97,854
53 2199 MISC CONTRACTUAL SERVICE	2,455,917	2,563,342	2,563,342	0	2,563,342	0	2,563,342
53 2200 UTILITY/ENERGY SERVICES	77,581	96,522	96,689	2,309	98,998	4,709	101,398
53 2300 REPAIR SERVICES	144,584	262,245	215,300	0	215,300	0	215,300
53 2400 MAINTENANCE AGREEMENTS	387,052	454,454	557,538	-2,400	555,138	-2,400	555,138
53 2500 RENTALS/LEASES	3,567,044	3,914,723	3,842,558	31,192	3,873,750	127,349	3,969,907
53 2700 TRAVEL & OTHER EMP EXP	1,579,635	2,326,625	2,418,174	-13,450	2,404,724	-13,450	2,404,724
53 2800 COMMUN. & DATA PROCESS	3,799,441	6,431,313	6,182,276	-22,850	6,159,426	-22,850	6,159,426
53 2900 OTHER SERVICES	302,785	398,368	424,519	-1,900	422,619	-1,900	422,619
-----							
TOTAL PURCHASED SERVICES	15,891,997	21,818,145	21,672,949	-110,399	21,562,550	-11,842	21,661,107
-----							
53 3100 GENERAL ADMIN SUPPLIES	838,402	954,786	1,148,122	-2,500	1,145,622	-2,500	1,145,622
53 3200 FACILITY & HARDWARE SUPP	5,538	13,772	10,377	0	10,377	0	10,377
53 3300 VEHICLE/EQUIP OPER SUPP	24,461	35,907	34,092	0	34,092	0	34,092
53 3400 FOOD & DIETARY SUPPLIES	8,353	8,450	8,592	77	8,669	181	8,773
53 3500 CLOTHING & RECREAT SUPP	11,904	11,444	10,358	0	10,358	0	10,358
53 3600 DRUGS/PHARMACEUTICAL SU	163,198	150,191	199,779	9,969	209,748	20,270	220,049
53 3700 RES/DEV & EDUC SUPPLIES	4,323,120	5,039,509	4,976,823	177,431	5,154,254	329,974	5,306,797
53 3800 PURCHASES FOR RESALE	19,081	25,232	25,232	0	25,232	0	25,232
53 3900 OTHER MATERIALS & SUPP	52,407	259,224	215,700	0	215,700	0	215,700
-----							
TOTAL SUPPLIES	5,446,464	6,498,515	6,629,075	184,977	6,814,052	347,925	6,977,000
-----							
53 4200 LEGAL AND RECORDING FEES	10	0	0	0	0	0	0



SUMMARY BY ACCOUNT

4430 -  
14430 DHHS - Division of Public Health

DESCRIPTION (1)	2001-2002 ACTUAL (2)	CERTIFIED (3)	2002-2003 AUTHORIZED (4)	INCR/DECR (5)	2003-2004 TOTAL (6)	INCR/DECR (7)	2004-2005 TOTAL (8)
53 4400 OTHER STRUCTURES & IMPR	29,495	100	0	0	0	0	0
53 4500 EQUIPMENT	1,574,144	4,221,220	4,228,841	775,100	5,003,941	677,000	4,905,841
53 4600 ART, OTHER ARTIF & LITER	15,422	112,744	111,560	0	111,560	0	111,560
53 4700 INTANGIBLE ASSETS	392,881	378,338	389,045	0	389,045	0	389,045
<hr/>							
TOTAL PROPERTY, PLANT & EQUIPMT	2,011,952	4,712,402	4,729,446	775,100	5,504,546	677,000	5,406,446
<hr/>							
53 5100 LEGAL, LICENSES & PERMIT	69,618	28,950	34,613	0	34,613	0	34,613
53 5600 ASSETS & OTHER ADJUSTME	2,799,132	3,068,456	3,068,456	0	3,068,456	0	3,068,456
53 5800 OTHER ADM EXPENSES	77,626	99,749	94,074	-900	93,174	-900	93,174
53 5900 OTHER EXPENSES	272,632	433,152	425,393	0	425,393	0	425,393
<hr/>							
TOTAL OTHER EXPENSES & ADJUSTMEN	3,219,008	3,630,307	3,622,536	-900	3,621,636	-900	3,621,636
<hr/>							
53 6140 HOSPITALIZATION-INPAT	951,729	1,161,251	1,161,251	40,644	1,201,895	41,806	1,203,057
53 6150 HOSP-OUTPATIENT	1,335,487	1,105,258	1,105,258	38,684	1,143,942	39,789	1,145,047
53 6161 APPLIANCES	3,131,265	2,500,871	2,500,871	88,782	2,589,653	87,781	2,588,652
53 6163 PHYSICIANS	1,325,747	1,190,594	1,190,594	35,687	1,226,281	35,687	1,226,281
53 6164 OTHER PROFESSIONALS	51,942	37,287	37,287	3,372	40,659	3,372	40,659
53 6165 PHARMACEUTICALS	37,756,402	32,706,014	32,706,014	1,489,288	34,195,302	3,077,859	35,783,873
53 6170 KIDNEY DIALYSIS	61,476	35,000	35,000	0	35,000	0	35,000
53 6171 RESIDENTIAL CARE-CANCER	0	231	231	0	231	0	231
53 6173 WIC FOOD EXPENSE	72,133,392	78,158,141	78,158,141	0	78,158,141	0	78,158,141
53 6174 PATIENT SUPPLIES	513,152	414,082	414,082	20,704	434,786	40,167	454,249
53 6175 WIC FOOD INST-CHEROKEE	332,422	286,294	286,294	0	286,294	0	286,294
53 6176 WIC - BREAST PUMPS	266,796	265,392	266,896	0	266,896	0	266,896
53 6177 WIC VENDOR REBATES	50,418,548	47,882,306	47,882,306	0	47,882,306	0	47,882,306
53 6178 PATIENT-EQUIPMENT RENTAL	0	590	590	0	590	0	590
53 6179 WIC - SPECIAL FORMULA	623,313	1,544,694	1,543,190	15,825	1,559,015	37,190	1,580,380
53 6185 SENIOR FARMER'S MKT PGM	49,959	0	0	0	0	0	0
53 6201 PHARMACY COST REIMBURSE	1,350,174	0	0	0	0	0	0
53 6601 CHILDREN'S VISION SCREEN	415,405	977,100	977,100	-600,000	377,100	-600,000	377,100
53 6603 HEALTHY START FOUNDATION	0	250,000	250,000	-250,000	0	-250,000	0
53 6606 ALICE AYCOCK POE CTR	192,000	150,000	150,000	0	150,000	0	150,000
53 6880 INCENTIVE SCHOLARSHIPS	2,049	0	0	0	0	0	0
53 6929 OTHER CONT/GRT-ED-INST	14,168,313	21,600,967	21,605,967	0	21,605,967	0	21,605,967
53 6941 SPONSOR PYMNTS - STATE	44,416,869	72,930,178	72,930,178	0	72,930,178	0	72,930,178

SUMMARY BY ACCOUNT

4430 -  
14430 DHHS - Division of Public Health

DESCRIPTION (1)	2001-2002 ACTUAL (2)	CERTIFIED (3)	2002-2003 AUTHORIZED (4)	INCR/DECR (5)	2003-2004 TOTAL (6)	INCR/DECR (7)	2004-2005 TOTAL (8)
53 6942 SPONSOR PYMTS-LOCAL GOVT	5,136,836	0	0	0	0	0	0
53 6943 SPNSOR-PRIVATE FOR PROFI	12,431,611	0	0	0	0	0	0
53 6944 SPNSOR-PRIVATE NON PROFI	6,671,396	0	0	0	0	0	0
53 6946 SPONSOR ADVANCES	2,364,482	2,518,378	2,518,378	0	2,518,378	0	2,518,378
53 6947 FEDERAL AGENCIES	385,563	0	0	0	0	0	0
53 6961 AID TO COUNTIES	84,271,422	91,515,977	91,515,977	-1,516,800	89,999,177	-1,516,800	89,999,177
53 6962 AID TO CITIES AND TOWNS	14,861	15,792	15,792	0	15,792	0	15,792
53 6968 OTHER CONTRACTS/GRANTS	758,966	297,029	297,029	0	297,029	0	297,029
53 6987 WIC-ADVANCE NON-LOCALS	0	370,709	370,709	0	370,709	0	370,709
53 6989 OTHER CONTRACTS/GRANTS	24,921,135	33,746,268	33,746,268	-858,200	32,888,068	-858,200	32,888,068
TOTAL AID & PUBLIC ASSISTANCE	366,452,712	391,660,403	391,665,403	-1,492,014	390,173,389	138,651	391,804,054
53 7100 RESERVE-INDIRECT COST	0	2,039,502	2,039,502	0	2,039,502	0	2,039,502
53 7149 RESERVES FOR THE DECS	0	16,034	16,034	0	16,034	0	16,034
53 7160 RESERVE-CCPS MATCH	81,077	0	0	0	0	0	0
53 7170 REDISTRIBUTED COST	1	0	0	0	0	0	0
53 7173 RESERVES-HEALTHY CAROLIN	0	35,000	35,000	-35,000	0	-35,000	0
TOTAL RESERVES	81,078	2,090,536	2,090,536	-35,000	2,055,536	-35,000	2,055,536
53 8010 DEPENDENT CARE-OP TFR	40,777	1,547	2,786	0	2,786	0	2,786
53 8030 FINE/PENALTY/FORFEIT	2,120	0	0	0	0	0	0
53 81C1 DPH TF TO 1410	563,502	0	0	0	0	0	0
53 81D1 TRANSFER TO CODE 14410	1,630,783	941,141	941,141	0	941,141	0	941,141
53 81J1 TR TO 1440 DDS	190,114	246,870	246,870	0	246,870	0	246,870
53 81K1 TRANSFER-DMA B/C 14445	6,242	0	0	0	0	0	0
53 81M1 TRANSFER TO DFS 14470	213,128	0	0	0	0	0	0
53 81P1 TRANSFER TO DMH 14460	12,698,276	12,698,276	12,698,276	0	12,698,276	0	12,698,276
53 8101 TRANS TO OPERATING FUNDS	0	0	105,706	0	105,706	0	105,706
53 8161 TR TO 14410	0	105,706	0	0	0	0	0
53 819A TRANSFER TO DOA	33,596	33,596	33,596	0	33,596	0	33,596
53 819H TRANSFER TO NCDA	0	120,000	120,000	0	120,000	0	120,000
53 819K TR TO 14300-DENR	50,807	189,848	189,848	0	189,848	0	189,848
53 819M TRANS TO DPI B/C 13510	1,151,876	1,151,876	1,151,876	0	1,151,876	0	1,151,876
53 8990 TRANS TO SUBSEQUENT YEAR	3,416,014	0	0	0	0	0	0
TOTAL INTRAGOVERNMENTAL TRANSACT	19,997,235	15,488,860	15,490,099	0	15,490,099	0	15,490,099

SUMMARY BY ACCOUNT

4430 -  
14430 DHHS - Division of Public Health

DESCRIPTION (1)	2001-2002 ACTUAL (2)	CERTIFIED (3)	2002-2003 AUTHORIZED (4)	INCR/DECR (5)	2003-2004 TOTAL (6)	INCR/DECR (7)	2004-2005 TOTAL (8)
-----							
TOTAL REQUIREMENTS	477,214,764	518,085,868	518,277,105	-340,433	517,936,672	1,453,637	519,730,742
-----							
ESTIMATED RECEIPTS							
-----							
43 2B01 PRIV. GRANT/CONTRACT APH	27,300	0	0	0	0	0	0
43 2240 FORSYTH CO SPEC-DENTAL	147,284	178,636	178,636	305	178,941	305	178,941
43 2241 DENTAL HLTH PART FOR CHI	56,731	0	0	0	0	0	0
43 2300 HUD-HOPWA RALEIGH CONTR	21,721	380,000	380,000	0	380,000	0	380,000
43 2410 FORSYTH SMART START	45,797	54,204	54,204	0	54,204	0	54,204
43 2420 R. JOHNSON -TURNING PT	192,642	159,620	159,620	896	160,516	896	160,516
43 2425 RWJ EXEC NURSE FELLOWS	6,669	0	0	0	0	0	0
43 2430 RWJ FOUNDATION	49,987	0	0	0	0	0	0
43 2435 R GRAHAM - GENETIC HLTH	24,601	41,617	41,617	0	41,617	0	41,617
43 2440 RWJ-YOUTH TOBACCO PREVEN	643,894	118,272	118,272	0	118,272	0	118,272
43 2445 RWJ-SURV OF ENV MICRO	156,291	0	0	0	0	0	0
43 2455 SMART START	47,209	0	0	0	0	0	0
43 2460 AMERICAN LEGACY FOUND.	101,191	750,705	750,705	0	750,705	0	750,705
43 2464 DUKE ENDOWMENT-SCHOOL HL	37,400	0	0	0	0	0	0
43 2465 ASSOC MAT & CHLD HLTH PR	1,238	0	0	0	0	0	0
43 2466 MERCK - PRIVATE GRANT	0	3,450	3,450	0	3,450	0	3,450
43 2482 REYNOLDS SENIOR VACCINE	48,860	1,408	1,408	0	1,408	0	1,408
43 2502 UNC-CCR BIRTH DEFECTS	4,120	37,125	37,125	0	37,125	0	37,125
43 2520 CCPS GRANT TRANSFER	209,183	0	0	0	0	0	0
43 2521 CCPS GRANT TRANSFER	483,899	0	0	0	0	0	0
43 2530 DOMESTIC PREPAREDNES	29	0	0	0	0	0	0
43 2535 YOUTH SUICIDE EDU GRANT	0	41,000	41,000	0	41,000	0	41,000
43 2540 DOT GRANT BAT MOBILE	50,799	528,824	528,824	479	529,303	479	529,303
43 2585 DEPT AGRICULTURE TFR	52,577	0	0	0	0	0	0
43 2996 PROVIDER MATCH	423,834	1,095,644	1,095,644	0	1,095,644	0	1,095,644
43 4160 PROFESSIONAL SERVICES	686,448	603,004	603,756	2,390	606,146	2,390	606,146
43 4200 HOSPITAL & MEDICAL SALES	504,186	334,771	334,771	0	334,771	0	334,771
43 4310 SALE OF PUBLICATIONS	5,046	0	0	0	0	0	0
43 4320 SALE OF SURPLUS PROPERTY	26,150	1,500	1,500	0	1,500	0	1,500
43 4390 OTH SALES OF GDS OR PUBL	1,688,677	2,465,396	2,465,396	0	2,465,396	0	2,465,396
43 5100 BSNS LICENSE FEES	822,792	828,894	828,894	238	829,132	238	829,132

SUMMARY BY ACCOUNT

4430 -  
14430 DHHS - Division of Public Health

DESCRIPTION (1)	2001-2002 ACTUAL (2)	CERTIFIED (3)	2002-2003 AUTHORIZED (4)	INCR/DECR (5)	2003-2004 TOTAL (6)	INCR/DECR (7)	2004-2005 TOTAL (8)
43 5200 NON BUS PERMIT/LIC FEES	901,295	1,388,017	1,388,017	0	1,388,017	0	1,388,017
43 5300 CERTIFICATION FEES	150,102	179,901	179,901	-1,855	178,046	-1,855	178,046
43 5400 INSPECTION/EXAMIN FEES	1,041,965	1,010,837	1,010,837	0	1,010,837	0	1,010,837
43 5500 FINE,PENALTY,ASSESSMENTS	7,300	0	0	0	0	0	0
43 5600 REGISTRATION FEES	51,715	5,335	5,335	0	5,335	0	5,335
43 5900 OTHER LIC,FEES/PERMITS	46,080	41,840	41,840	0	41,840	0	41,840
43 6200 PRIVATE DONATIONS & GIFT	36,200	50,000	50,000	1,113	51,113	1,113	51,113
43 7117 REBATES	52,415,115	49,022,306	49,022,306	0	49,022,306	0	49,022,306
43 7119 PUBLIC ASSIST COLLECTION	300,519	288,094	288,094	0	288,094	0	288,094
43 7300 INDIRECT(OVERHD) COST RE	2,799,132	3,068,456	3,068,456	0	3,068,456	0	3,068,456
43 7990 OTHER MISC REV-PROGRAM	157,496	351,479	351,479	280	351,759	280	351,759
43 7992 IMP/PETTY CASH RE-DEPOSI	1,950	1,950	1,950	0	1,950	0	1,950
43 7994 RETURNED CHECK FEE	1,245	0	0	0	0	0	0
43 7995 OTHER MISC REVENUE-GNRL	0	0	0	343,997	343,997	343,997	343,997
43 8042 HEALTH INSURANCE INCREAS	93,967	0	0	0	0	0	0
43 81C1 DPH TR FR 1991 OR 1992	1,774,502	0	0	0	0	0	0
43 81C2 TRANS FROM PH 24430	15,005	2,407	2,407	-1,054	1,353	-1,054	1,353
43 81J1 TR FR DSS-CASE MANAG	378,671	0	0	0	0	0	0
43 81K1 TFR FROM DMA-BC 14445	164,934	110,000	110,000	0	110,000	0	110,000
43 8101 TRANS-FED INDRECT RESERV	0	0	105,706	0	105,706	0	105,706
43 811E GHSP-BAT MOBILE UNIT	0	1,408	1,408	0	1,408	0	1,408
43 8130 GHSP-FTA ANALYTICAL LAB	0	1	0	0	0	0	0
43 8141 DOT-FOREN TEST FOR ALCOH	0	7,615	7,616	0	7,616	0	7,616
43 8145 TRF. FROM U.N.C CHAPEL H	0	52,997	52,997	-4,871	48,126	-4,871	48,126
43 8147 TRANS-VH-ASST TECH	0	41,912	41,912	0	41,912	0	41,912
43 8155 DEM TR-105 GRANT-NESHAP	0	27,000	27,000	0	27,000	0	27,000
43 8185 TR FR UNC-CTR FOR NURSE	0	704	704	0	704	0	704
43 8188 INTERPRETER TRAINING	0	59,196	59,196	0	59,196	0	59,196
43 819K TRANSFER FR DENR-BC 1443	449,713	446,439	446,439	1,394	447,833	1,394	447,833
43 819M TRANSFER FR DPI-BC 13510	447,012	528,710	528,710	0	528,710	0	528,710
43 819S TRF FR DOT-80000	433,581	473,393	473,393	50,242	523,635	50,242	523,635
43 819T TFR FR AOC-BC 22004	1,015,874	1,091,070	1,091,070	3,544	1,094,614	3,544	1,094,614
43 819V TRF. FR. OST- BC 23460	650,000	0	0	0	0	0	0
43 819Z TRANSFER FROM UNC	28,117	0	0	0	0	0	0
53 8220 REIMB-DUAL EMPLOYMENT	56,704	1,823	1,823	0	1,823	0	1,823
53 8310 REFUND MEDICAID DME/SUPP	1,662,271	1,440,000	1,440,000	0	1,440,000	0	1,440,000
53 8313 REFUND LIABILITY SETTLEM	14,489	0	0	0	0	0	0

SUMMARY BY ACCOUNT

4430 -  
14430 DHHS - Division of Public Health

DESCRIPTION (1)	2001-2002 ACTUAL (2)	CERTIFIED (3)	2002-2003 AUTHORIZED (4)	INCR/DECR (5)	2003-2004 TOTAL (6)	INCR/DECR (7)	2004-2005 TOTAL (8)
53 8340 DIASTER RELIEF RES-	1,577	0	0	0	0	0	0
53 8341 PART-CHILD CUMB SMART ST	67,521	0	0	0	0	0	0
53 8342 DIS DETER-MED RED COPYIN	1,887	0	0	0	0	0	0
53 8343 CATAWBA MH REIMBURSEMENT	20,000	0	0	0	0	0	0
53 8350 PY ROE 6100 AID TO COUNT	0	43,522	43,522	0	43,522	0	43,522
53 8354 PY ROE 6840 HOST - INP	17,405	0	0	0	0	0	0
53 8355 PY ROE 6850 HOSP - OUTPT	15,237	0	0	0	0	0	0
53 8356 PY ROE 6861 APPLIANCES	5,735	0	0	0	0	0	0
53 8357 PY ROE 6863 PHYSICIANS	13,960	0	0	0	0	0	0
53 8359 PY ROE 6865 PHARMACY	39,784	0	0	0	0	0	0
53 8360 DMA HEALTH CHECK PROGRAM	0	41,679	41,679	0	41,679	0	41,679
53 8361 PY ROE 6870 KIDNEY DIAL.	3,700	0	0	0	0	0	0
53 8364 PY ROE 6874 PAT SUPP	10	0	0	0	0	0	0
53 8365 UNC TELABILITY PRO FAY	4,396	0	0	0	0	0	0
53 8370 DMA-ADMIN MATCH	203,245	0	0	0	0	0	0
53 8372 MEDICAID MAXIMIZATION	8,555,635	3,692,476	3,692,476	0	3,692,476	0	3,692,476
53 8375 DMA MEDICAID TITLE XIX	9,958,077	8,235,366	8,235,366	-1,267	8,234,099	-1,267	8,234,099
53 8381 DMA-MEDICAID-HIV	57,236	1,231	1,231	0	1,231	0	1,231
53 8382 DMA-PHTIN	105,063	0	0	0	0	0	0
53 8385 TRANSFER FROM DPI	0	3,520	3,520	0	3,520	0	3,520
53 88AB CHILD/ADULT DAY CARE/SFP	68,451,893	73,230,428	73,230,428	-2,616	73,227,812	-2,616	73,227,812
53 88AD STATE ADMIN EXPENSE	1,588,514	1,729,422	1,729,422	-3,506	1,725,916	-3,258	1,726,164
53 88AE FARMERS MARKET NUTRITION	332,003	366,900	366,900	0	366,900	0	366,900
53 88AG WIC SPECIAL PROJECT	0	557	557	0	557	0	557
53 88AH WIC INFRASTRUCTURE	98,086	308,086	308,086	0	308,086	0	308,086
53 88AJ IMMUNIZATION PROGRAM	5,577,613	6,079,362	6,079,362	15,469	6,094,831	16,057	6,095,419
53 88AK TITLE X FAMILY PLANNING	6,230,308	6,235,848	6,235,848	7,990	6,243,838	8,114	6,243,962
53 88AM SYS DEV FOR CHILD/ADOL	74,623	120,336	120,336	-9,752	110,584	-9,752	110,584
53 88AN PREV. DISAB.	475,283	480,000	480,000	176	480,176	176	480,176
53 88AP MCH BLOCK GRANT	12,995,168	16,949,625	16,949,625	15,080	16,964,705	15,080	16,964,705
53 88AQ HEALTHY CHILD CARE INIT.	68,771	85,000	85,000	0	85,000	0	85,000
53 88AS SURVEIL HAZ SUBS EVENTS	63,088	78,590	78,590	0	78,590	0	78,590
53 88AW EPA-ASBESTOS ENHANCEMENT	61,351	90,307	90,307	-503	89,804	-503	89,804
53 88AX SURVEIL:ADULT BLOOD LEAD	5,703	0	0	0	0	0	0
53 88AO AGRI-WIC SUPPLEMENTAL	0	144,921	144,921	0	144,921	0	144,921
53 88BB STD PREV. CAMPAIGN	3,668,740	5,147,922	5,147,922	802	5,148,724	802	5,148,724
53 88BC HIV PREVENTION PROJECT	3,838,959	4,018,160	4,018,160	-9,982	4,008,178	-9,982	4,008,178

SUMMARY BY ACCOUNT

4430 -  
14430 DHHS - Division of Public Health

DESCRIPTION (1)	2001-2002 ACTUAL (2)	CERTIFIED (3)	2002-2003 AUTHORIZED (4)	INCR/DECR (5)	2003-2004 TOTAL (6)	INCR/DECR (7)	2004-2005 TOTAL (8)
53 88BD TB CONTROL PRGM & AIDS	1,978,775	2,026,474	2,026,474	1,347	2,027,821	1,347	2,027,821
53 88BE HIV/AIDS SURVEILLANCE	370,420	468,670	468,670	443	469,113	443	469,113
53 88BF NAT. PRGM. OF CANCER REG	286,533	660,266	660,266	0	660,266	0	660,266
53 88BJ PRAMS	129,868	201,304	201,304	0	201,304	0	201,304
53 88BK PREVENTIVE HEALTH BLOCK	4,080,638	3,506,998	3,506,998	3,556	3,510,554	3,556	3,510,554
53 88BL BEHAVIORAL RISK FACTOR G	143,118	153,594	153,449	2,343	155,792	2,343	155,792
53 88BN DIABETES CONTROL PROGRAM	721,629	463,024	462,922	2,738	465,660	2,845	465,767
53 88BP PROJECT DIRECT	0	977,062	977,062	0	977,062	0	977,062
53 88BQ BREAST/CERVICAL CANCER	3,438,869	4,030,245	4,030,245	-214	4,030,031	-21	4,030,224
53 88BR PROJECT ASSIST	1,820,661	1,798,742	1,798,742	4,329	1,803,071	4,329	1,803,071
53 88BS HHS-RYAN WHITE HIV CARE	17,158,209	14,071,090	14,071,090	2,362	14,073,452	2,362	14,073,452
53 88BT REFUGEE HEALTH GRANT	67,696	592,690	592,690	-2	592,688	-2	592,688
53 88BU HUD HOPWA	1,078,394	2,457,494	2,457,494	0	2,457,494	0	2,457,494
53 88BW R/S FEAS. STD TREATMENT	148,644	488,195	488,442	11	488,453	11	488,453
53 88CA HUD-HOPWA-COMPETITIVE	100,122	289,900	289,900	0	289,900	0	289,900
53 88CB WIC NUTRITION	37,545,038	42,388,924	42,369,978	4,294	42,374,272	4,630	42,374,608
53 88CC PFIS. ILLNESS SUR & PVT	1,621,689	2,176,991	2,176,991	0	2,176,991	0	2,176,991
53 88CD BCCCP/WISEWOMAN	966,628	1,035,423	1,035,423	3,164	1,038,587	3,225	1,038,648
53 88CE HEALTHY START/BABY LOVE	475,420	1,417,471	1,417,471	797	1,418,268	797	1,418,268
53 88CF ABSTINENCE ED./BLOCK GRT	1,151,876	1,177,657	1,177,657	0	1,177,657	0	1,177,657
53 88CG WIC SPECIAL PROJECT	23,891	202,708	221,654	0	221,654	0	221,654
53 88CJ FIRE INJURY PREVENTION C	-3,667	52,966	52,966	0	52,966	0	52,966
53 88CK STATE ASSESSMENT INITIAT	418,279	565,755	565,755	562	566,317	562	566,317
53 88CL TEAM NUTR TNG GRANT	22,010	184,774	184,774	0	184,774	0	184,774
53 88CM CARDIOVASCULAR DIS PREV	1,235,229	2,181,224	2,181,224	85	2,181,309	169	2,181,393
53 88CN EPA ACCR/CERT LEAD DBASE	3,244	0	0	0	0	0	0
53 88CP COMPREHENSIVE CANCER GRA	298,007	570,620	570,620	0	570,620	0	570,620
53 88CQ REDUCING-BURDEN ARTHRITI	74,118	129,282	129,282	0	129,282	0	129,282
53 88CR CDC BIOTERRORISM PREPARE	1,167,738	20,233,874	20,233,874	10,487	20,244,361	10,487	20,244,361
53 88CS TRIAD BABY LOVE	675,732	1,168,296	1,168,296	731	1,169,027	731	1,169,027
53 88CT HEALTHY START NORTHEAST	10,000	0	0	0	0	0	0
53 88CU INITIATIVE ON HIV/AIDS	160,170	142,067	142,067	1,549	143,616	1,549	143,616
53 88CV LEAD PAINT GRANT	5,509	147,000	147,000	0	147,000	0	147,000
53 88CW CDC-FOODBORNE SURVEILLAN	526,727	938,878	938,878	0	938,878	0	938,878
53 88CX LEAD BASED PAINT TRNG	216,492	251,901	251,901	424	252,325	424	252,325
53 88CY UNIVERSAL NEWBORN HEARIN	69,306	90,000	90,000	0	90,000	0	90,000
53 88CZ NC SCHOOL MENTAL HLTH GR	0	50,000	50,000	0	50,000	0	50,000

SUMMARY BY ACCOUNT

4430 -  
14430 DHHS - Division of Public Health

DESCRIPTION (1)	2001-2002 ACTUAL (2)	CERTIFIED (3)	2002-2003 AUTHORIZED (4)	INCR/DECR (5)	2003-2004 TOTAL (6)	INCR/DECR (7)	2004-2005 TOTAL (8)
53 88DA HS/ELIM DISP PERINATAL	533,642	500,838	500,838	0	500,838	0	500,838
53 88DB CDC UNINTENTIONAL INJURY	71,563	108,869	108,869	-280	108,589	-280	108,589
53 88DC CDC INJURY CAPACITY	103,295	66,296	66,296	1,075	67,371	1,075	67,371
53 88DD ST N/PA TO PREVENT OBESI	332,648	381,237	381,237	-621	380,616	-621	380,616
53 88DE GENETIC SERVICES-GENOMIC	41	75,000	75,000	0	75,000	0	75,000
53 88DF WIC FOOD GRANT	60,092,605	67,626,493	67,626,493	0	67,626,493	0	67,626,493
53 88DG WIC FARMER'S MKT - FOOD	-5,552	0	0	0	0	0	0
53 88DX CACFP / CASH IN LIEU	2,746,949	3,049,400	3,049,400	0	3,049,400	0	3,049,400
53 88EE PREV OF FIRE RELATED INJ	16,316	150,093	150,093	0	150,093	0	150,093
53 88EF BIOMONITORING PLANNING	18,146	149,950	149,950	0	149,950	0	149,950
53 88EG HEALTHY CAROLINIANS COMM	3,689	512,686	512,686	0	512,686	0	512,686
53 88EH EHDI TRACKING-NEWBORN	76,064	150,000	150,000	0	150,000	0	150,000
53 88FA FAMILY VIOLENCE GRANT	0	162,499	162,499	0	162,499	0	162,499
53 88LB HHS-LEAD BSD PAINT EPAA	1,579	5,750	5,750	0	5,750	0	5,750
53 88RP RAPE PREVENTION GRANT	555,561	1,182,670	1,182,670	0	1,182,670	0	1,182,670
53 882H CHILD CARE & DEV.FUNDS/D	0	300,000	300,000	0	300,000	0	300,000
53 885B SAPT BLOCK GRANT	452,887	631,335	631,335	0	631,335	0	631,335
53 885C EARLY INTERVENTION GRANT	3,348,856	5,548,347	5,548,347	1,292	5,549,639	1,292	5,549,639
53 886C MEDICAID ADMIN. & TRNG.	1,114,507	3,684,477	3,706,455	-1,827	3,704,628	-1,827	3,704,628
53 886D HHS-HEALTH CHOICE	221,249	460,154	460,154	-1	460,153	-1	460,153
53 886F HHS STD	0	69,683	69,683	0	69,683	0	69,683
53 887Q SOCIAL SVCS. BLOCK GRNT	606,782	145,819	145,819	0	145,819	0	145,819
53 888B EPA-HAZARDOUS WASTE	0	62	62	0	62	0	62
53 888K TANF FUNDS	3,559,177	7,743	7,743	0	7,743	0	7,743
43 8980 TFR FROM PRIOR FISCAL YR	477,608	50,465	50,465	0	50,465	0	50,465
43 8990 TRANSFER FROM PRIOR YEAR	2,849,806	0	0	0	0	0	0
43 8991 PRIOR YEAR ENCUMBRANCE	539,460	0	0	0	0	0	0
-----							
TOTAL RECEIPTS	350,165,970	386,711,643	386,840,079	447,633	387,287,712	449,374	387,289,453
-----							
NET APPROPRIATION	127,048,794	131,374,225	131,437,026	-788,066	130,648,960	1,004,263	132,441,289

POSITION COUNTS  
SUMMARY BY FUND

4430 -  
14430 DHHS - Division of Public Health

DESCRIPTION (1)	2001-2002 ACTUAL (2)	CERTIFIED (3)	2002-2003 AUTHORIZED (4)	INCR/DECR (5)	2003-2004 TOTAL (6)	INCR/DECR (7)	2004-2005 TOTAL (8)
REQUIREMENTS							
1110 DIVISION OFFICES	57.00	49.00	56.00	.00	56.00	.00	56.00
1130 REGIONAL OFFICES SUPPORT	7.00	5.00	5.00	.00	5.00	.00	5.00
1160 STATE CTR-HEALTH STATIST	68.75	71.75	68.75	.00	68.75	.00	68.75
1410 LOCAL HEALTH SERVICES	19.00	19.00	19.00	.00	19.00	.00	19.00
1420 MEDICAL EXAMINER	30.80	30.80	30.80	.00	30.80	.00	30.80
1430 OFFICE OF CHIEF NURSE	3.00	3.00	3.00	.00	3.00	.00	3.00
1435 DENTAL HEALTH SERVICES	82.50	79.50	79.50	.00	79.50	.00	79.50
1440 HWY SAFETY SCIENT SERV	27.00	27.00	27.00	.00	27.00	.00	27.00
1451 COMMUNICABLE DIS/BIOTER.	26.00	40.00	40.00	.00	40.00	.00	40.00
1461 HIV/STD PREVENT. & CARE	112.74	112.75	112.75	.00	112.75	.00	112.75
1465 VITAL RECORDS	49.00	52.00	50.00	.00	50.00	.00	50.00
1471 OCUPP.& ENV EPIDEMIOLOG	46.50	45.40	46.40	.00	46.40	.00	46.40
1505 WOMENS & CHILDREN HLTH	7.00	7.00	7.00	.00	7.00	.00	7.00
1511 WOMEN'S HEALTH	42.50	41.55	41.55	.00	41.55	.00	41.55
1515 DEV EVALUATION CENTERS	343.37	342.73	342.73	.00	342.73	.00	342.73
1516 EARLY INTERVENTION	21.00	20.00	20.00	.00	20.00	.00	20.00
1520 SICKLE CELL & GENETIC CO	23.00	23.00	23.00	.00	23.00	.00	23.00
1531 SPECIAL NEEDS CHILDREN	48.45	46.00	46.00	.00	46.00	.00	46.00
1535 CHILD HEALTH	25.00	25.00	25.00	.00	25.00	.00	25.00
1540 NUTRITION & DIETARY SVCS	31.63	31.63	31.63	.00	31.63	.00	31.63
1551 CHRONIC DISEASES	111.99	110.99	111.99	.00	111.99	.00	111.99
1560 PUB. HLTH LABORATORY SVC	193.00	190.00	196.00	.00	196.00	.00	196.00
1570 IMMUNIZATION	38.00	39.00	38.00	.00	38.00	.00	38.00
1575 CHILD NUTRITION PROGRAMS	26.37	26.37	26.37	.00	26.37	.00	26.37
TOTAL REQUIREMENTS	1,440.62	1,438.48	1,447.48	.00	1,447.48	.00	1,447.48



POSITION COUNTS  
SUMMARY BY ACCOUNT

4430 -  
14430 DHHS - Division of Public Health

DESCRIPTION (1)	2001-2002 ACTUAL (2)	CERTIFIED (3)	2002-2003 AUTHORIZED (4)	INCR/DECR (5)	2003-2004 TOTAL (6)	INCR/DECR (7)	2004-2005 TOTAL (8)
REQUIREMENTS							
53 1211 SPA-REG SALARIES-APPR	871.04	788.36	791.00	.00	791.00	.00	791.00
53 1212 SPA-REG SALARIES-RECPT	507.07	524.62	523.98	.00	523.98	.00	523.98
53 1213 SPA-REG SALARIES-UNDESIG	53.00	121.00	122.00	.00	122.00	.00	122.00
53 1221 TIME LMTD SALARIES-APPR	1.00	-5.00	1.00	.00	1.00	.00	1.00
53 1222 TIME LMTD SALARIES-REC	7.50	7.50	7.50	.00	7.50	.00	7.50
53 1251 SPA-TEACH SALARIES-APPRO	1.00	1.00	1.00	.00	1.00	.00	1.00
53 4400 OTHER STRUCTURES & IMPR	.00	1.00	1.00	.00	1.00	.00	1.00
TOTAL REQUIREMENTS	1,440.62	1,438.48	1,447.48	.00	1,447.48	.00	1,447.48

FUND DETAIL

4430 -  
 14430 DHHS - Division of Public Health  
 1000 Division of Health Services

DESCRIPTION (1)	2001-2002 ACTUAL (2)	CERTIFIED (3)	2002-2003 AUTHORIZED (4)	INCR/DECR (5)	2003-2004 TOTAL (6)	INCR/DECR (7)	2004-2005 TOTAL (8)
ESTIMATED RECEIPTS							
43 7994 RETURNED CHECK FEE	25	0	0	0	0	0	0
TOTAL RECEIPTS	25	0	0	0	0	0	0
NET APPROPRIATION	-25	0	0	0	0	0	0

FUND DETAIL

4430 -  
 14430 DHHS - Division of Public Health  
 1110 Division Offices

DESCRIPTION (1)	2001-2002 ACTUAL (2)	CERTIFIED (3)	2002-2003 AUTHORIZED (4)	INCR/DECR (5)	2003-2004 TOTAL (6)	INCR/DECR (7)	2004-2005 TOTAL (8)
<b>REQUIREMENTS</b>							
53 1211 SPA-REG SALARIES-APPR	1,282,466	1,465,957	1,779,896	0	1,779,896	0	1,779,896
53 1212 SPA-REG SALARIES-RECPT	285,691	682,244	682,244	0	682,244	0	682,244
53 1461 EPA&SPA-LONGVTY PAY-APPR	22,310	2,254	2,254	32,120	34,374	32,120	34,374
53 1462 EPA&SPA-LONGVTY PAY-REC	1,936	557	557	11,104	11,661	11,104	11,661
53 1511 SOCIAL SEC CONTRIB-APPRO	98,152	112,144	134,832	-1,998	132,834	-1,998	132,834
53 1512 SOCIAL SEC CONTRIB-RECPT	21,796	51,268	51,268	1,536	52,804	1,536	52,804
53 1521 REG RETIRE CONTRIB-APPRO	65,151	33,826	54,972	0	54,972	0	54,972
53 1522 REG RETIRE CONTRIB-RECPT	14,382	20,659	20,659	255	20,914	255	20,914
53 1561 MED INS CONTRIB-APPRO	71,286	99,573	115,365	1,574	116,939	1,574	116,939
53 1562 MED INS CONTRIB-RECPTS	17,358	47,309	47,309	0	47,309	0	47,309
53 1624 GRIEVANCE SETTLEMENT	155,765	0	0	0	0	0	0
<b>TOTAL PERSONAL SERVICES</b>	<b>2,036,293</b>	<b>2,515,791</b>	<b>2,889,356</b>	<b>44,591</b>	<b>2,933,947</b>	<b>44,591</b>	<b>2,933,947</b>
53 2140 INFORMATN TECHNOLOGY SVC	0	33,904	33,904	0	33,904	0	33,904
53 2170 ADMIN SVC-PROF TEST SVC	16,825	13,171	13,171	0	13,171	0	13,171
53 2181 WRKSHOP/CONF EXP-FOOD SE	293	0	0	0	0	0	0
53 2300 REPAIR SERVICES	0	2,108	2,108	0	2,108	0	2,108
53 2400 MAINTENANCE AGREEMENTS	172	0	376	0	376	0	376
53 2500 RENTALS/LEASES	562,942	651,895	651,895	0	651,895	0	651,895
53 2700 TRAVEL & OTHER EMP EXP	1,443	14,765	12,258	0	12,258	0	12,258
53 2800 COMMUN. & DATA PROCESS	16,889	29,700	28,977	0	28,977	0	28,977
53 2900 OTHER SERVICES	8,468	5,600	9,391	0	9,391	0	9,391
<b>TOTAL PURCHASED SERVICES</b>	<b>607,032</b>	<b>751,143</b>	<b>752,080</b>	<b>0</b>	<b>752,080</b>	<b>0</b>	<b>752,080</b>
53 3100 GENERAL ADMIN SUPPLIES	15,755	10,500	14,959	0	14,959	0	14,959
53 3400 FOOD & DIETARY SUPPLIES	205	0	0	0	0	0	0
53 3700 RES/DEV & EDUC SUPPLIES	12	0	0	0	0	0	0
<b>TOTAL SUPPLIES</b>	<b>15,972</b>	<b>10,500</b>	<b>14,959</b>	<b>0</b>	<b>14,959</b>	<b>0</b>	<b>14,959</b>
53 4500 EQUIPMENT	12,481	8,600	4,173	0	4,173	0	4,173
53 4600 ART, OTHER ARTIF & LITER	0	0	78	0	78	0	78
53 4700 INTANGIBLE ASSETS	0	300	300	0	300	0	300
<b>TOTAL PROPERTY, PLANT &amp; EQUIPMT</b>	<b>12,481</b>	<b>8,900</b>	<b>4,551</b>	<b>0</b>	<b>4,551</b>	<b>0</b>	<b>4,551</b>
53 5600 ASSETS & OTHER ADJUSTME	2,799,132	113,742	113,742	0	113,742	0	113,742
53 5800 OTHER ADM EXPENSES	802	4,536	4,815	0	4,815	0	4,815
53 5900 OTHER EXPENSES	880	450	0	0	0	0	0

FUND DETAIL

4430 -  
 14430 DHHS - Division of Public Health  
 1110 Division Offices

DESCRIPTION (1)	2001-2002 ACTUAL (2)	CERTIFIED (3)	2002-2003 AUTHORIZED (4)	INCR/DECR (5)	2003-2004 TOTAL (6)	INCR/DECR (7)	2004-2005 TOTAL (8)
REQUIREMENTS							
TOTAL OTHER EXPENSES & ADJUSTMEN	2,800,814	118,728	118,557	0	118,557	0	118,557
53 8010 DEPENDENT CARE-OP TFR	700	0	0	0	0	0	0
TOTAL INTRAGOVERNMENTAL TRANSACT	700	0	0	0	0	0	0
TOTAL REQUIREMENTS	5,473,292	3,405,062	3,779,503	44,591	3,824,094	44,591	3,824,094
ESTIMATED RECEIPTS							
43 4160 PROFESSIONAL SERVICES	38,895	81,342	81,342	734	82,076	734	82,076
43 7300 INDIRECT(OVERHD) COST RE	2,799,132	113,742	113,742	0	113,742	0	113,742
43 7995 OTHER MISC REVENUE-GNRL	0	0	0	1,791	1,791	1,791	1,791
43 8101 TRANS-FED INDIRECT RESERV	0	0	105,706	0	105,706	0	105,706
43 819M TRANSFER FR DPI-BC 13510	0	60,294	60,294	0	60,294	0	60,294
53 88AD STATE ADMIN EXPENSE	23,801	31,402	31,402	398	31,800	398	31,800
53 88AJ IMMUNIZATION PROGRAM	6,601	28,367	28,367	0	28,367	0	28,367
53 88AK TITLE X FAMILY PLANNING	0	27,694	27,694	0	27,694	0	27,694
53 88AP MCH BLOCK GRANT	19,124	85,691	85,691	0	85,691	0	85,691
53 88BB STD PREV. CAMPAIGN	7,544	21,444	21,444	399	21,843	399	21,843
53 88BC HIV PREVENTION PROJECT	25,276	142,214	142,214	3,871	146,085	3,871	146,085
53 88BK PREVENTIVE HEALTH BLOCK	50,841	108,546	108,546	1,302	109,848	1,302	109,848
53 88BN DIABETES CONTROL PROGRAM	0	10,916	10,916	0	10,916	0	10,916
53 88BQ BREAST/CERVICAL CANCER	30,763	74,228	74,228	0	74,228	0	74,228
53 88BS HHS-RYAN WHITE HIV CARE	22,216	31,025	31,025	0	31,025	0	31,025
53 88CB WIC NUTRITION	67,229	171,768	171,768	1,136	172,904	1,136	172,904
53 88CC PFIS. ILLNESS SUR & PVT	34,610	45,713	45,713	0	45,713	0	45,713
53 88CD BCCCP/WISEWOMAN	0	10,582	10,582	0	10,582	0	10,582
53 88CE HEALTHY START/BABY LOVE	0	5,000	5,000	0	5,000	0	5,000
53 88CG WIC SPECIAL PROJECT	0	1,809	1,809	0	1,809	0	1,809
53 88CM CARDIOVASCULAR DIS PREV	0	19,626	19,626	0	19,626	0	19,626
53 88CQ REDUCING-BURDEN ARTHRITI	0	4,590	4,590	0	4,590	0	4,590
53 88CR CDC BIOTERRORISM PREPARE	0	98,593	98,593	3,821	102,414	3,821	102,414
53 88CS TRIAD BABY LOVE	0	12,579	12,579	0	12,579	0	12,579
53 88DD ST N/PA TO PREVENT OBESI	0	3,000	3,000	0	3,000	0	3,000

FUND DETAIL

4430 -  
 14430 DHHS - Division of Public Health  
 1110 Division Offices

DESCRIPTION (1)	2001-2002 ACTUAL (2)	CERTIFIED (3)	2002-2003 AUTHORIZED (4)	INCR/DECR (5)	2003-2004 TOTAL (6)	INCR/DECR (7)	2004-2005 TOTAL (8)
-----	-----	-----	-----	-----	-----	-----	-----
TOTAL RECEIPTS	3,126,032	1,190,165	1,295,871	13,452	1,309,323	13,452	1,309,323
-----	-----	-----	-----	-----	-----	-----	-----
NET APPROPRIATION	2,347,260	2,214,897	2,483,632	31,139	2,514,771	31,139	2,514,771

FUND DETAIL

4430 -  
 14430 DHHS - Division of Public Health  
 1130 Regional Offices Support

DESCRIPTION (1)	2001-2002 ACTUAL (2)	CERTIFIED (3)	2002-2003 AUTHORIZED (4)	INCR/DECR (5)	2003-2004 TOTAL (6)	INCR/DECR (7)	2004-2005 TOTAL (8)
REQUIREMENTS							
53 1211 SPA-REG SALARIES-APPR	138,167	130,008	134,260	0	134,260	0	134,260
53 1461 EPA&SPA-LONGVTY PAY-APPR	4,461	2,803	2,803	-260	2,543	-260	2,543
53 1511 SOCIAL SEC CONTRIB-APPRO	10,843	10,162	10,162	109	10,271	109	10,271
53 1521 REG RETIRE CONTRIB-APPRO	6,798	4,145	4,145	0	4,145	0	4,145
53 1561 MED INS CONTRIB-APPRO	14,380	13,988	13,988	677	14,665	677	14,665
53 1625 ST DISABILITY PMT	2,738	0	0	0	0	0	0
TOTAL PERSONAL SERVICES	177,387	161,106	165,358	526	165,884	526	165,884
53 8010 DEPENDENT CARE-OP TFR	27	0	0	0	0	0	0
TOTAL INTRAGOVERNMENTAL TRANSACT	27	0	0	0	0	0	0
TOTAL REQUIREMENTS	177,414	161,106	165,358	526	165,884	526	165,884
ESTIMATED RECEIPTS							
TOTAL RECEIPTS	0	0	0	0	0	0	0
NET APPROPRIATION	177,414	161,106	165,358	526	165,884	526	165,884

FUND DETAIL

4430 -  
 14430 DHHS - Division of Public Health  
 1160 State Center for Health Statistics

DESCRIPTION (1)	2001-2002 ACTUAL (2)	CERTIFIED (3)	2002-2003 AUTHORIZED (4)	INCR/DECR (5)	2003-2004 TOTAL (6)	INCR/DECR (7)	2004-2005 TOTAL (8)
REQUIREMENTS							
53 1211 SPA-REG SALARIES-APPR	1,596,681	1,821,968	1,747,963	0	1,747,963	0	1,747,963
53 1212 SPA-REG SALARIES-RECPT	605,039	761,282	730,477	0	730,477	0	730,477
53 1213 SPA-REG SALARIES-UNDESIG	0	141,099	141,099	0	141,099	0	141,099
53 1411 OT PAY - APPROPRIATED	0	960	960	0	960	0	960
53 1461 EPA&SPA-LONGVTY PAY-APPR	19,118	36,974	36,974	-16,756	20,218	-16,756	20,218
53 1462 EPA&SPA-LONGVTY PAY-REC	5,297	584	584	4,606	5,190	4,606	5,190
53 1463 EPA&SPA-LONGVTY PAY-UNDE	0	0	0	745	745	745	745
53 1511 SOCIAL SEC CONTRIB-APPRO	120,314	142,188	136,022	-2,303	133,719	-2,303	133,719
53 1512 SOCIAL SEC CONTRIB-RECPT	44,914	52,802	50,445	4,024	54,469	4,024	54,469
53 1513 SOCIAL SEC CONTRIB-UNDES	0	10,675	10,675	0	10,675	0	10,675
53 1521 REG RETIRE CONTRIB-APPRO	79,207	59,325	53,576	0	53,576	0	53,576
53 1522 REG RETIRE CONTRIB-RECPT	29,371	29,694	27,498	0	27,498	0	27,498
53 1523 REG RETIRE CONTRIB-UNDES	0	4,251	4,251	-23	4,228	-23	4,228
53 1561 MED INS CONTRIB-APPRO	109,730	140,745	134,349	-898	133,451	-898	133,451
53 1562 MED INS CONTRIB-RECPTS	41,767	41,806	39,550	16,910	56,460	16,910	56,460
53 1563 MED INS CONTRIB-UNDESIGN	0	11,732	11,732	-11,732	0	-11,732	0
53 1631 WRKER COMP-MED PAYMENTS	489	0	0	0	0	0	0
TOTAL PERSONAL SERVICES	2,651,927	3,256,085	3,126,155	-5,427	3,120,728	-5,427	3,120,728
53 2110 LEGAL SERVICES	7,586	0	0	0	0	0	0
53 2140 INFORMATN TECHNOLOGY SVC	0	19,875	19,875	0	19,875	0	19,875
53 2170 ADMIN SVC-PROF TEST SVC	94,886	124,537	124,537	0	124,537	0	124,537
53 2181 WRKSHOP/CONF EXP-FOOD SE	0	600	600	0	600	0	600
53 2199 MISC CONTRACTUAL SERVICE	1,222	3,861	3,861	0	3,861	0	3,861
53 2300 REPAIR SERVICES	3,115	3,900	5,079	0	5,079	0	5,079
53 2400 MAINTENANCE AGREEMENTS	66,397	114,189	143,220	0	143,220	0	143,220
53 2500 RENTALS/LEASES	24,223	61,335	55,455	0	55,455	0	55,455
53 2700 TRAVEL & OTHER EMP EXP	41,951	113,403	91,229	0	91,229	0	91,229
53 2800 COMMUN. & DATA PROCESS	96,843	193,285	168,359	0	168,359	0	168,359
53 2900 OTHER SERVICES	19,310	41,933	41,150	0	41,150	0	41,150
TOTAL PURCHASED SERVICES	355,533	676,918	653,365	0	653,365	0	653,365
53 3100 GENERAL ADMIN SUPPLIES	22,789	27,350	28,182	0	28,182	0	28,182
53 3700 RES/DEV & EDUC SUPPLIES	3,041	6,170	5,125	0	5,125	0	5,125
53 3900 OTHER MATERIALS & SUPP	3,924	0	0	0	0	0	0
TOTAL SUPPLIES	29,754	33,520	33,307	0	33,307	0	33,307
53 4500 EQUIPMENT	80,419	82,309	111,994	0	111,994	0	111,994

FUND DETAIL

4430 -  
 14430 DHHS - Division of Public Health  
 1160 State Center for Health Statistics

DESCRIPTION (1)	2001-2002 ACTUAL (2)	CERTIFIED (3)	2002-2003 AUTHORIZED (4)	INCR/DECR (5)	2003-2004 TOTAL (6)	INCR/DECR (7)	2004-2005 TOTAL (8)
REQUIREMENTS							
53 4700 INTANGIBLE ASSETS	20,448	24,368	30,527	0	30,527	0	30,527
TOTAL PROPERTY, PLANT & EQUIPMT	100,867	106,677	142,521	0	142,521	0	142,521
53 5600 ASSETS & OTHER ADJUSTME	0	128,159	128,159	0	128,159	0	128,159
53 5800 OTHER ADM EXPENSES	4,589	6,216	6,404	0	6,404	0	6,404
53 5900 OTHER EXPENSES	2,575	21,500	9,234	0	9,234	0	9,234
TOTAL OTHER EXPENSES & ADJUSTMEN	7,164	155,875	143,797	0	143,797	0	143,797
53 6929 OTHER CONT/GRT-ED-INST	275,870	357,740	357,740	0	357,740	0	357,740
TOTAL AID & PUBLIC ASSISTANCE	275,870	357,740	357,740	0	357,740	0	357,740
53 8010 DEPENDENT CARE-OP TFR	2,433	438	438	0	438	0	438
TOTAL INTRAGOVERNMENTAL TRANSACT	2,433	438	438	0	438	0	438
TOTAL REQUIREMENTS	3,423,548	4,587,253	4,457,323	-5,427	4,451,896	-5,427	4,451,896

ESTIMATED RECEIPTS

43 2420 R. JOHNSON -TURNING PT	8,816	0	0	0	0	0	0
43 2502 UNC-CCR BIRTH DEFECTS	4,120	37,125	37,125	0	37,125	0	37,125
43 4160 PROFESSIONAL SERVICES	347,921	273,700	274,452	1,656	276,108	1,656	276,108
43 4320 SALE OF SURPLUS PROPERTY	230	0	0	0	0	0	0
43 7300 INDIRECT(OVERHD) COST RE	0	128,159	128,159	0	128,159	0	128,159
43 7990 OTHER MISC REV-PROGRAM	49,300	45,000	45,000	0	45,000	0	45,000
43 7995 OTHER MISC REVENUE-GNRL	0	0	0	14,234	14,234	14,234	14,234
43 81K1 TFR FROM DMA-BC 14445	54,934	0	0	0	0	0	0
53 88AM SYS DEV FOR CHILD/ADOL	452	0	0	0	0	0	0
53 88AP MCH BLOCK GRANT	27,257	50,961	50,961	607	51,568	607	51,568
53 88BF NAT. PRGM. OF CANCER REG	252,322	595,613	595,613	0	595,613	0	595,613
53 88BJ PRAMS	119,201	184,157	184,157	0	184,157	0	184,157
53 88BL BEHAVIORAL RISK FACTOR G	124,563	134,654	134,654	2,343	136,997	2,343	136,997
53 88BQ BREAST/CERVICAL CANCER	55,220	61,812	61,812	0	61,812	0	61,812
53 88BR PROJECT ASSIST	0	1,423	1,423	0	1,423	0	1,423
53 88CB WIC NUTRITION	0	4,095	4,095	0	4,095	0	4,095
53 88CK STATE ASSESSMENT INITIAT	356,743	476,850	439,236	0	439,236	0	439,236



FUND DETAIL

4430 -  
 14430 DHHS - Division of Public Health  
 1160 State Center for Health Statistics

DESCRIPTION (1)	2001-2002 ACTUAL (2)	CERTIFIED (3)	2002-2003 AUTHORIZED (4)	INCR/DECR (5)	2003-2004 TOTAL (6)	INCR/DECR (7)	2004-2005 TOTAL (8)
ESTIMATED RECEIPTS							
53 88CM CARDIOVASCULAR DIS PREV	9,626	0	0	0	0	0	0
53 886C MEDICAID ADMIN. & TRNG.	19,271	64,542	63,790	425	64,215	425	64,215
TOTAL RECEIPTS	1,429,976	2,058,091	2,020,477	19,265	2,039,742	19,265	2,039,742
NET APPROPRIATION	1,993,572	2,529,162	2,436,846	-24,692	2,412,154	-24,692	2,412,154

FUND DETAIL

4430 -  
 14430 DHHS - Division of Public Health  
 1410 Local Health Services

DESCRIPTION (1)	2001-2002 ACTUAL (2)	CERTIFIED (3)	2002-2003 AUTHORIZED (4)	INCR/DECR (5)	2003-2004 TOTAL (6)	INCR/DECR (7)	2004-2005 TOTAL (8)
REQUIREMENTS							
53 1211 SPA-REG SALARIES-APPR	172,916	246,062	215,411	0	215,411	0	215,411
53 1212 SPA-REG SALARIES-RECPT	221,189	327,879	327,879	0	327,879	0	327,879
53 1213 SPA-REG SALARIES-UNDESIG	191,279	145,949	234,109	0	234,109	0	234,109
53 1461 EPA&SPA-LONGVTY PAY-APPR	3,515	0	0	5,508	5,508	5,508	5,508
53 1462 EPA&SPA-LONGVTY PAY-REC	4,559	1,425	1,425	3,674	5,099	3,674	5,099
53 1463 EPA&SPA-LONGVTY PAY-UNDE	4,644	3,693	3,693	2,149	5,842	2,149	5,842
53 1511 SOCIAL SEC CONTRIB-APPRO	13,040	19,107	16,952	-520	16,432	-520	16,432
53 1512 SOCIAL SEC CONTRIB-RECPT	16,762	24,051	24,051	421	24,472	421	24,472
53 1513 SOCIAL SEC CONTRIB-UNDES	14,678	11,165	17,718	12,536	30,254	12,536	30,254
53 1521 REG RETIRE CONTRIB-APPRO	8,676	8,692	6,631	0	6,631	0	6,631
53 1522 REG RETIRE CONTRIB-RECPT	11,263	10,552	9,993	0	9,993	0	9,993
53 1523 REG RETIRE CONTRIB-UNDES	9,773	1,225	7,333	-85	7,248	-85	7,248
53 1561 MED INS CONTRIB-APPRO	15,601	20,642	20,340	-3,857	16,483	-3,857	16,483
53 1562 MED INS CONTRIB-RECPTS	11,826	14,774	15,333	9,246	24,579	9,246	24,579
53 1563 MED INS CONTRIB-UNDESIGN	10,020	9,024	11,280	3,385	14,665	3,385	14,665
TOTAL PERSONAL SERVICES	709,741	844,240	912,148	32,457	944,605	32,457	944,605
53 2170 ADMIN SVC-PROF TEST SVC	164,178	23,040	23,040	-4,800	18,240	-4,800	18,240
53 2181 WRKSHOP/CONF EXP-FOOD SE	4,842	3,000	3,000	-2,500	500	-2,500	500
53 2192 HONORARIUMS	6,330	0	0	0	0	0	0
53 2199 MISC CONTRACTUAL SERVICE	0	2,593	2,593	0	2,593	0	2,593
53 2300 REPAIR SERVICES	0	300	300	0	300	0	300
53 2400 MAINTENANCE AGREEMENTS	1,239	650	650	0	650	0	650
53 2500 RENTALS/LEASES	30,893	9,242	10,848	0	10,848	0	10,848
53 2700 TRAVEL & OTHER EMP EXP	22,645	29,380	43,243	-3,700	39,543	-3,700	39,543
53 2800 COMMUN. & DATA PROCESS	34,458	81,802	62,016	-23,000	39,016	-23,000	39,016
53 2900 OTHER SERVICES	2,363	5,430	6,514	0	6,514	0	6,514
TOTAL PURCHASED SERVICES	266,948	155,437	152,204	-34,000	118,204	-34,000	118,204
53 3100 GENERAL ADMIN SUPPLIES	12,145	7,265	9,326	-500	8,826	-500	8,826
53 3400 FOOD & DIETARY SUPPLIES	0	486	486	0	486	0	486
53 3700 RES/DEV & EDUC SUPPLIES	0	100	100	0	100	0	100
53 3900 OTHER MATERIALS & SUPP	545	2,442	1,810	0	1,810	0	1,810
TOTAL SUPPLIES	12,690	10,293	11,722	-500	11,222	-500	11,222
53 4500 EQUIPMENT	24,552	10,502	12,706	-5,500	7,206	-5,500	7,206
53 4600 ART, OTHER ARTIF & LITER	0	1,550	1,000	0	1,000	0	1,000
53 4700 INTANGIBLE ASSETS	2,367	921	921	0	921	0	921

FUND DETAIL

4430 -  
 14430 DHHS - Division of Public Health  
 1410 Local Health Services

DESCRIPTION (1)	2001-2002 ACTUAL (2)	CERTIFIED (3)	2002-2003 AUTHORIZED (4)	INCR/DECR (5)	2003-2004 TOTAL (6)	INCR/DECR (7)	2004-2005 TOTAL (8)
REQUIREMENTS							
TOTAL PROPERTY, PLANT & EQUIPMT	26,919	12,973	14,627	-5,500	9,127	-5,500	9,127
53 5600 ASSETS & OTHER ADJUSTME	0	33,549	33,549	0	33,549	0	33,549
53 5800 OTHER ADM EXPENSES	222	845	995	0	995	0	995
53 5900 OTHER EXPENSES	1,459	9,676	9,676	0	9,676	0	9,676
TOTAL OTHER EXPENSES & ADJUSTMEN	1,681	44,070	44,220	0	44,220	0	44,220
53 6929 OTHER CONT/GRT-ED-INST	83,898	99,690	99,690	0	99,690	0	99,690
53 6961 AID TO COUNTIES	6,159,446	5,607,101	5,607,101	-675,000	4,932,101	-675,000	4,932,101
53 6989 OTHER CONTRACTS/GRANTS	207,545	185,027	185,027	0	185,027	0	185,027
TOTAL AID & PUBLIC ASSISTANCE	6,450,889	5,891,818	5,891,818	-675,000	5,216,818	-675,000	5,216,818
53 7173 RESERVES-HEALTHY CAROLIN	0	35,000	35,000	-35,000	0	-35,000	0
TOTAL RESERVES	0	35,000	35,000	-35,000	0	-35,000	0
53 8010 DEPENDENT CARE-OP TFR	364	0	0	0	0	0	0
53 8990 TRANS TO SUBSEQUENT YEAR	121,242	0	0	0	0	0	0
TOTAL INTRAGOVERNMENTAL TRANSACT	121,606	0	0	0	0	0	0
TOTAL REQUIREMENTS	7,590,474	6,993,831	7,061,739	-717,543	6,344,196	-717,543	6,344,196

ESTIMATED RECEIPTS

43 2420 R. JOHNSON -TURNING PT	0	65	65	48	113	48	113
43 5600 REGISTRATION FEES	15,200	0	0	0	0	0	0
43 7300 INDIRECT(OVERHD) COST RE	0	33,549	33,549	0	33,549	0	33,549
43 7990 OTHER MISC REV-PROGRAM	37,477	0	0	0	0	0	0
43 7995 OTHER MISC REVENUE-GNRL	0	0	0	13,309	13,309	13,309	13,309
43 81C2 TRANS FROM PH 24430	0	7	7	0	7	0	7
43 8188 INTERPRETER TRAINING	0	59,196	59,196	0	59,196	0	59,196
53 88BK PREVENTIVE HEALTH BLOCK	141,192	161,198	161,198	1,515	162,713	1,515	162,713
53 88CD BCCCP/WISEWOMAN	4,271	4,988	4,988	0	4,988	0	4,988
53 88CK STATE ASSESSMENT INITIAT	56,999	64,372	64,372	562	64,934	562	64,934
53 88CU INITIATIVE ON HIV/AIDS	147,424	135,987	135,987	1,549	137,536	1,549	137,536

FUND DETAIL

4430 -  
 14430 DHHS - Division of Public Health  
 1410 Local Health Services

DESCRIPTION (1)	2001-2002 ACTUAL (2)	CERTIFIED (3)	2002-2003 AUTHORIZED (4)	INCR/DECR (5)	2003-2004 TOTAL (6)	INCR/DECR (7)	2004-2005 TOTAL (8)
ESTIMATED RECEIPTS							
53 88EG HEALTHY CAROLINIANS COMM	3,689	506,478	506,478	0	506,478	0	506,478
53 886C MEDICAID ADMIN. & TRNG.	56,234	32,036	54,766	494	55,260	494	55,260
53 887Q SOCIAL SVCS. BLOCK GRNT	146,536	0	0	0	0	0	0
43 8990 TRANSFER FROM PRIOR YEAR	328,325	0	0	0	0	0	0
TOTAL RECEIPTS	937,347	997,876	1,020,606	17,477	1,038,083	17,477	1,038,083
NET APPROPRIATION	6,653,127	5,995,955	6,041,133	-735,020	5,306,113	-735,020	5,306,113

FUND DETAIL

4430 -  
 14430 DHHS - Division of Public Health  
 1420 Medical Examiner

DESCRIPTION (1)	2001-2002 ACTUAL (2)	CERTIFIED (3)	2002-2003 AUTHORIZED (4)	INCR/DECR (5)	2003-2004 TOTAL (6)	INCR/DECR (7)	2004-2005 TOTAL (8)
REQUIREMENTS							
53 1211 SPA-REG SALARIES-APPR	1,388,140	1,511,600	1,504,416	0	1,504,416	0	1,504,416
53 1212 SPA-REG SALARIES-RECPT	37,050	79,065	79,065	0	79,065	0	79,065
53 1411 OT PAY - APPROPRIATED	2	0	0	0	0	0	0
53 1421 HOLIDAY PAY - APPRO	3,832	3,839	4,861	0	4,861	0	4,861
53 1451 DUAL EMPL WAGES - APPRO	20,000	0	0	0	0	0	0
53 1461 EPA&SPA-LONGVTY PAY-APPR	24,008	16,951	15,929	2,567	18,496	2,567	18,496
53 1511 SOCIAL SEC CONTRIB-APPRO	89,476	100,980	100,660	13,398	114,058	13,398	114,058
53 1512 SOCIAL SEC CONTRIB-RECPT	3,812	5,811	5,811	0	5,811	0	5,811
53 1521 REG RETIRE CONTRIB-APPRO	70,152	46,353	46,144	531	46,675	531	46,675
53 1522 REG RETIRE CONTRIB-RECPT	1,346	2,302	2,302	0	2,302	0	2,302
53 1561 MED INS CONTRIB-APPRO	70,399	84,221	84,221	1,716	85,937	1,716	85,937
53 1562 MED INS CONTRIB-RECPTS	0	2,256	2,256	2,144	4,400	2,144	4,400
53 1631 WRKER COMP-MED PAYMENTS	3,778	0	0	0	0	0	0
TOTAL PERSONAL SERVICES	1,711,995	1,853,378	1,845,665	20,356	1,866,021	20,356	1,866,021
53 2132 OTHER PROVIDED MED SER	543,359	495,367	495,367	0	495,367	0	495,367
53 2170 ADMIN SVC-PROF TEST SVC	10,248	12,000	12,000	0	12,000	0	12,000
53 2181 WRKSHOP/CONF EXP-FOOD SE	1,467	0	0	0	0	0	0
53 2182 LAUNDRY SER AGREEMENT	3,067	3,000	3,000	0	3,000	0	3,000
53 2191 DUAL EMP PAY TO AGENCY	27,950	17,000	17,000	0	17,000	0	17,000
53 2199 MISC CONTRACTUAL SERVICE	472,086	426,559	426,559	0	426,559	0	426,559
53 2300 REPAIR SERVICES	6,029	7,749	7,749	0	7,749	0	7,749
53 2400 MAINTENANCE AGREEMENTS	3,973	10,300	10,300	0	10,300	0	10,300
53 2500 RENTALS/LEASES	11,063	13,700	13,700	0	13,700	0	13,700
53 2700 TRAVEL & OTHER EMP EXP	7,633	14,474	16,765	0	16,765	0	16,765
53 2800 COMMUN. & DATA PROCESS	59,283	89,999	87,708	14,000	101,708	14,000	101,708
53 2900 OTHER SERVICES	12,855	14,122	14,122	0	14,122	0	14,122
TOTAL PURCHASED SERVICES	1,159,013	1,104,270	1,104,270	14,000	1,118,270	14,000	1,118,270
53 3100 GENERAL ADMIN SUPPLIES	20,039	25,682	25,682	0	25,682	0	25,682
53 3500 CLOTHING & RECREAT SUPP	2,030	2,272	2,272	0	2,272	0	2,272
53 3600 DRUGS/PHARMACEUTICAL SU	15,766	18,188	18,188	1,092	19,280	2,256	20,444
53 3700 RES/DEV & EDUC SUPPLIES	86,720	41,902	41,902	28,095	69,997	29,829	71,731
53 3900 OTHER MATERIALS & SUPP	0	630	630	0	630	0	630
TOTAL SUPPLIES	124,555	88,674	88,674	29,187	117,861	32,085	120,759
53 4500 EQUIPMENT	46,266	212,122	212,122	98,800	310,922	0	212,122
53 4700 INTANGIBLE ASSETS	373	2,300	2,300	0	2,300	0	2,300

FUND DETAIL

4430 -  
 14430 DHHS - Division of Public Health  
 1420 Medical Examiner

DESCRIPTION (1)	2001-2002 ACTUAL (2)	CERTIFIED (3)	2002-2003 AUTHORIZED (4)	INCR/DECR (5)	2003-2004 TOTAL (6)	INCR/DECR (7)	2004-2005 TOTAL (8)
REQUIREMENTS							
-----							
TOTAL PROPERTY, PLANT & EQUIPMT	46,639	214,422	214,422	98,800	313,222	0	214,422
53 5100 LEGAL, LICENSES & PERMIT	50,000	0	0	0	0	0	0
53 5800 OTHER ADM EXPENSES	2,109	3,053	3,053	0	3,053	0	3,053
53 5900 OTHER EXPENSES	21,153	12,741	12,741	0	12,741	0	12,741
TOTAL OTHER EXPENSES & ADJUSTMEN	73,262	15,794	15,794	0	15,794	0	15,794
53 6929 OTHER CONT/GRT-ED-INST	65,091	140,200	140,200	0	140,200	0	140,200
53 6961 AID TO COUNTIES	242,906	368,864	368,864	0	368,864	0	368,864
53 6989 OTHER CONTRACTS/GRANTS	5,121	6,926	6,926	0	6,926	0	6,926
TOTAL AID & PUBLIC ASSISTANCE	313,118	515,990	515,990	0	515,990	0	515,990
53 8010 DEPENDENT CARE-OP TFR	412	0	0	0	0	0	0
TOTAL INTRAGOVERNMENTAL TRANSACT	412	0	0	0	0	0	0
TOTAL REQUIREMENTS	3,428,994	3,792,528	3,784,815	162,343	3,947,158	66,441	3,851,256
-----							
ESTIMATED RECEIPTS							
-----							
43 4160 PROFESSIONAL SERVICES	9,277	3,000	3,000	0	3,000	0	3,000
43 4320 SALE OF SURPLUS PROPERTY	393	0	0	0	0	0	0
43 5400 INSPECTION/EXAMIN FEES	1,041,965	1,010,837	1,010,837	0	1,010,837	0	1,010,837
43 7992 IMP/PETTY CASH RE-DEPOSI	150	150	150	0	150	0	150
43 7994 RETURNED CHECK FEE	25	0	0	0	0	0	0
43 7995 OTHER MISC REVENUE-GNRL	0	0	0	2,144	2,144	2,144	2,144
53 8220 REIMB-DUAL EMPLOYMENT	21,530	0	0	0	0	0	0
53 88CR CDC BIOTERRORISM PREPARE	0	175,000	175,000	0	175,000	0	175,000

FUND DETAIL

4430 -  
 14430 DHHS - Division of Public Health  
 1420 Medical Examiner

DESCRIPTION (1)	2001-2002 ACTUAL (2)	CERTIFIED (3)	2002-2003 AUTHORIZED (4)	INCR/DECR (5)	2003-2004 TOTAL (6)	INCR/DECR (7)	2004-2005 TOTAL (8)
TOTAL RECEIPTS	1,073,340	1,188,987	1,188,987	2,144	1,191,131	2,144	1,191,131
-----							
NET APPROPRIATION	2,355,654	2,603,541	2,595,828	160,199	2,756,027	64,297	2,660,125

FUND DETAIL

4430 -  
 14430 DHHS - Division of Public Health  
 1430 Office of Chief Nurse

DESCRIPTION (1)	2001-2002 ACTUAL (2)	CERTIFIED (3)	2002-2003 AUTHORIZED (4)	INCR/DECR (5)	2003-2004 TOTAL (6)	INCR/DECR (7)	2004-2005 TOTAL (8)
REQUIREMENTS							
53 1211 SPA-REG SALARIES-APPR	78,454	86,786	77,829	0	77,829	0	77,829
53 1213 SPA-REG SALARIES-UNDESIG	72,117	72,117	72,742	0	72,742	0	72,742
53 1461 EPA&SPA-LONGVTY PAY-APPR	694	814	814	188	1,002	188	1,002
53 1463 EPA&SPA-LONGVTY PAY-UNDE	1,091	1,622	1,622	-531	1,091	-531	1,091
53 1511 SOCIAL SEC CONTRIB-APPRO	5,580	6,826	6,188	-234	5,954	-234	5,954
53 1513 SOCIAL SEC CONTRIB-UNDES	5,377	5,517	5,517	48	5,565	48	5,565
53 1521 REG RETIRE CONTRIB-APPRO	3,813	3,046	2,389	0	2,389	0	2,389
53 1523 REG RETIRE CONTRIB-UNDES	3,780	2,237	2,237	16	2,253	16	2,253
53 1561 MED INS CONTRIB-APPRO	6,091	7,009	7,009	-1,143	5,866	-1,143	5,866
53 1563 MED INS CONTRIB-UNDESIGN	2,199	2,256	2,256	677	2,933	677	2,933
TOTAL PERSONAL SERVICES	179,196	188,230	178,603	-979	177,624	-979	177,624
53 2170 ADMIN SVC-PROF TEST SVC	225	0	0	0	0	0	0
53 2400 MAINTENANCE AGREEMENTS	24,750	16,556	16,556	0	16,556	0	16,556
53 2500 RENTALS/LEASES	1,896	7,820	3,950	0	3,950	0	3,950
53 2700 TRAVEL & OTHER EMP EXP	5,642	6,469	10,884	0	10,884	0	10,884
53 2800 COMMUN. & DATA PROCESS	35,900	42,744	42,014	0	42,014	0	42,014
53 2900 OTHER SERVICES	1,415	1,812	1,997	0	1,997	0	1,997
TOTAL PURCHASED SERVICES	69,828	75,401	75,401	0	75,401	0	75,401
53 3100 GENERAL ADMIN SUPPLIES	2,773	1,234	1,234	0	1,234	0	1,234
TOTAL SUPPLIES	2,773	1,234	1,234	0	1,234	0	1,234
53 5600 ASSETS & OTHER ADJUSTME	0	3,186	3,186	0	3,186	0	3,186
53 5800 OTHER ADM EXPENSES	359	100	100	0	100	0	100
53 5900 OTHER EXPENSES	3,857	0	0	0	0	0	0
TOTAL OTHER EXPENSES & ADJUSTMEN	4,216	3,286	3,286	0	3,286	0	3,286
53 6929 OTHER CONT/GRT-ED-INST	349,293	297,793	297,793	0	297,793	0	297,793
53 6961 AID TO COUNTIES	30,138	30,938	30,938	0	30,938	0	30,938
TOTAL AID & PUBLIC ASSISTANCE	379,431	328,731	328,731	0	328,731	0	328,731
53 7170 REDISTRIBUTED COST	1	0	0	0	0	0	0
TOTAL RESERVES	1	0	0	0	0	0	0



FUND DETAIL

4430 -  
 14430 DHHS - Division of Public Health  
 1430 Office of Chief Nurse

DESCRIPTION (1)	2001-2002 ACTUAL (2)	CERTIFIED (3)	2002-2003 AUTHORIZED (4)	INCR/DECR (5)	2003-2004 TOTAL (6)	INCR/DECR (7)	2004-2005 TOTAL (8)
REQUIREMENTS							
53 8010 DEPENDENT CARE-OP TFR	218	0	0	0	0	0	0
TOTAL INTRAGOVERNMENTAL TRANSACT	218	0	0	0	0	0	0
TOTAL REQUIREMENTS	635,663	596,882	587,255	-979	586,276	-979	586,276
ESTIMATED RECEIPTS							
43 2425 RWJ EXEC NURSE FELLOWS	6,669	0	0	0	0	0	0
43 7300 INDIRECT(OVERHD) COST RE	0	3,186	3,186	0	3,186	0	3,186
43 7995 OTHER MISC REVENUE-GNRL	0	0	0	252	252	252	252
53 8382 DMA-PHTIN	105,063	0	0	0	0	0	0
53 88AD STATE ADMIN EXPENSE	0	9,053	9,053	0	9,053	0	9,053
53 88AJ IMMUNIZATION PROGRAM	0	1,485	1,485	0	1,485	0	1,485
53 88AK TITLE X FAMILY PLANNING	0	11,953	11,953	0	11,953	0	11,953
53 88AP MCH BLOCK GRANT	0	33,382	33,382	0	33,382	0	33,382
53 88BQ BREAST/CERVICAL CANCER	0	35,000	35,000	0	35,000	0	35,000
53 88CB WIC NUTRITION	0	23,127	23,127	0	23,127	0	23,127
53 88CD BCCCP/WISEWOMAN	0	15,000	15,000	0	15,000	0	15,000
53 886C MEDICAID ADMIN. & TRNG.	144,866	183,647	183,647	-181	183,466	-181	183,466
TOTAL RECEIPTS	256,598	315,833	315,833	71	315,904	71	315,904
NET APPROPRIATION	379,065	281,049	271,422	-1,050	270,372	-1,050	270,372

FUND DETAIL

4430 -  
 14430 DHHS - Division of Public Health  
 1435 Dental Health Services

DESCRIPTION (1)	2001-2002 ACTUAL (2)	CERTIFIED (3)	2002-2003 AUTHORIZED (4)	INCR/DECR (5)	2003-2004 TOTAL (6)	INCR/DECR (7)	2004-2005 TOTAL (8)
REQUIREMENTS							
53 1211 SPA-REG SALARIES-APPR	2,839,057	704,043	538,684	0	538,684	0	538,684
53 1212 SPA-REG SALARIES-RECPT	219,765	206,554	206,554	0	206,554	0	206,554
53 1213 SPA-REG SALARIES-UNDESIG	657,515	2,901,789	2,907,606	0	2,907,606	0	2,907,606
53 1222 TIME LMTD SALARIES-REC	0	132,381	132,381	0	132,381	0	132,381
53 1461 EPA&SPA-LONGVTY PAY-APPR	66,194	0	0	71,012	71,012	71,012	71,012
53 1462 EPA&SPA-LONGVTY PAY-REC	2,723	2,418	2,418	1,598	4,016	1,598	4,016
53 1463 EPA&SPA-LONGVTY PAY-UNDE	22,191	70,019	70,019	-53,905	16,114	-53,905	16,114
53 1511 SOCIAL SEC CONTRIB-APPRO	206,560	50,086	40,190	-539	39,651	-539	39,651
53 1512 SOCIAL SEC CONTRIB-RECPT	15,994	25,221	25,221	-156	25,065	-156	25,065
53 1513 SOCIAL SEC CONTRIB-UNDES	51,812	225,763	225,763	-3,146	222,617	-3,146	222,617
53 1521 REG RETIRE CONTRIB-APPRO	143,252	26,980	18,170	0	18,170	0	18,170
53 1522 REG RETIRE CONTRIB-RECPT	10,997	5,951	5,951	-34	5,917	-34	5,917
53 1523 REG RETIRE CONTRIB-UNDES	35,200	88,893	88,893	-4,730	84,163	-4,730	84,163
53 1561 MED INS CONTRIB-APPRO	175,082	49,550	48,106	-9,977	38,129	-9,977	38,129
53 1562 MED INS CONTRIB-RECPTS	14,042	12,876	12,876	323	13,199	323	13,199
53 1563 MED INS CONTRIB-UNDESIGN	17,656	161,088	161,088	6,093	167,181	6,093	167,181
53 1572 UNEMP COMP PAYMNTS TO ES	4,667	0	0	0	0	0	0
53 1631 WRKER COMP-MED PAYMENTS	576	0	0	0	0	0	0
TOTAL PERSONAL SERVICES	4,483,283	4,663,612	4,483,920	6,539	4,490,459	6,539	4,490,459
53 2120 CONSULTANT FEES	0	50	50	0	50	0	50
53 2132 OTHER PROVIDED MED SER	103	0	0	0	0	0	0
53 2170 ADMIN SVC-PROF TEST SVC	714	290	290	0	290	0	290
53 2181 WRKSHOP/CONF EXP-FOOD SE	14,091	7,300	7,300	0	7,300	0	7,300
53 2191 DUAL EMP PAY TO AGENCY	4,521	0	0	0	0	0	0
53 2192 HONORARIUMS	3,854	450	450	0	450	0	450
53 2200 UTILITY/ENERGY SERVICES	1,365	1,255	1,255	31	1,286	64	1,319
53 2300 REPAIR SERVICES	817	3,826	3,826	0	3,826	0	3,826
53 2400 MAINTENANCE AGREEMENTS	10,182	5,896	5,896	0	5,896	0	5,896
53 2500 RENTALS/LEASES	145,038	136,977	136,977	0	136,977	0	136,977
53 2700 TRAVEL & OTHER EMP EXP	139,148	83,241	83,241	0	83,241	0	83,241
53 2800 COMMUN. & DATA PROCESS	68,548	90,483	90,483	0	90,483	0	90,483
53 2900 OTHER SERVICES	14,328	21,083	21,083	0	21,083	0	21,083
TOTAL PURCHASED SERVICES	402,709	350,851	350,851	31	350,882	64	350,915
53 3100 GENERAL ADMIN SUPPLIES	15,274	30,021	30,021	0	30,021	0	30,021
53 3200 FACILITY & HARDWARE SUPP	664	709	709	0	709	0	709
53 3300 VEHICLE/EQUIP OPER SUPP	10	0	0	0	0	0	0
53 3400 FOOD & DIETARY SUPPLIES	0	79	79	2	81	4	83

FUND DETAIL

4430 -  
 14430 DHHS - Division of Public Health  
 1435 Dental Health Services

DESCRIPTION (1)	2001-2002 ACTUAL (2)	CERTIFIED (3)	2002-2003 AUTHORIZED (4)	INCR/DECR (5)	2003-2004 TOTAL (6)	INCR/DECR (7)	2004-2005 TOTAL (8)
REQUIREMENTS							
53 3500 CLOTHING & RECREAT SUPP	43	1,180	1,180	0	1,180	0	1,180
53 3600 DRUGS/PHARMACEUTICAL SU	49,672	76,266	76,266	2,600	78,866	5,053	81,319
53 3700 RES/DEV & EDUC SUPPLIES	4,188	15,788	15,788	49	15,837	95	15,883
53 3900 OTHER MATERIALS & SUPP	1,589	3,210	3,210	0	3,210	0	3,210
TOTAL SUPPLIES	71,440	127,253	127,253	2,651	129,904	5,152	132,405
53 4500 EQUIPMENT	43,170	10,000	10,000	0	10,000	0	10,000
53 4600 ART, OTHER ARTIF & LITER	2,006	2,110	2,110	0	2,110	0	2,110
53 4700 INTANGIBLE ASSETS	355	100	100	0	100	0	100
TOTAL PROPERTY, PLANT & EQUIPMT	45,531	12,210	12,210	0	12,210	0	12,210
53 5600 ASSETS & OTHER ADJUSTME	0	23,050	23,050	0	23,050	0	23,050
53 5800 OTHER ADM EXPENSES	174	838	838	0	838	0	838
53 5900 OTHER EXPENSES	4,988	2,628	2,628	0	2,628	0	2,628
TOTAL OTHER EXPENSES & ADJUSTMEN	5,162	26,516	26,516	0	26,516	0	26,516
53 6929 OTHER CONT/GRT-ED-INST	13,844	0	0	0	0	0	0
53 6961 AID TO COUNTIES	23,556	0	0	0	0	0	0
53 6962 AID TO CITIES AND TOWNS	14,861	15,792	15,792	0	15,792	0	15,792
53 6989 OTHER CONTRACTS/GRANTS	0	4,208	4,208	0	4,208	0	4,208
TOTAL AID & PUBLIC ASSISTANCE	52,261	20,000	20,000	0	20,000	0	20,000
53 8010 DEPENDENT CARE-OP TFR	2,248	0	0	0	0	0	0
TOTAL INTRAGOVERNMENTAL TRANSACT	2,248	0	0	0	0	0	0
TOTAL REQUIREMENTS	5,062,634	5,200,442	5,020,750	9,221	5,029,971	11,755	5,032,505

FUND DETAIL

4430 -  
 14430 DHHS - Division of Public Health  
 1435 Dental Health Services

DESCRIPTION (1)	2001-2002 ACTUAL (2)	CERTIFIED (3)	2002-2003 AUTHORIZED (4)	INCR/DECR (5)	2003-2004 TOTAL (6)	INCR/DECR (7)	2004-2005 TOTAL (8)
ESTIMATED RECEIPTS							
43 2240 FORSYTH CO SPEC-DENTAL	147,284	178,636	178,636	305	178,941	305	178,941
43 2241 DENTAL HLTH PART FOR CHI	56,731	0	0	0	0	0	0
43 2410 FORSYTH SMART START	45,797	54,204	54,204	0	54,204	0	54,204
43 2464 DUKE ENDOWMENT-SCHOOL HL	37,400	0	0	0	0	0	0
43 4320 SALE OF SURPLUS PROPERTY	70	0	0	0	0	0	0
43 4390 OTH SALES OF GDS OR PUBL	2,235	2,000	2,000	0	2,000	0	2,000
43 5600 REGISTRATION FEES	18,580	5,335	5,335	0	5,335	0	5,335
43 7300 INDIRECT(OVERHD) COST RE	0	23,050	23,050	0	23,050	0	23,050
43 7990 OTHER MISC REV-PROGRAM	6,374	234,959	234,959	737	235,696	737	235,696
43 7992 IMP/PETTY CASH RE-DEPOSI	200	200	200	0	200	0	200
43 7995 OTHER MISC REVENUE-GNRL	0	0	0	278	278	278	278
53 88AP MCH BLOCK GRANT	8,492	0	0	0	0	0	0
53 88BK PREVENTIVE HEALTH BLOCK	41,795	79,453	79,453	0	79,453	0	79,453
53 886C MEDICAID ADMIN. & TRNG.	177,277	713,138	713,138	-12,398	700,740	-12,398	700,740
TOTAL RECEIPTS	542,235	1,290,975	1,290,975	-11,078	1,279,897	-11,078	1,279,897
NET APPROPRIATION	4,520,399	3,909,467	3,729,775	20,299	3,750,074	22,833	3,752,608

FUND DETAIL

4430 -  
 14430 DHHS - Division of Public Health  
 1440 Highway Safety Scientific Service

DESCRIPTION (1)	2001-2002 ACTUAL (2)	CERTIFIED (3)	2002-2003 AUTHORIZED (4)	INCR/DECR (5)	2003-2004 TOTAL (6)	INCR/DECR (7)	2004-2005 TOTAL (8)
<b>REQUIREMENTS</b>							
53 1211 SPA-REG SALARIES-APPR	0	0	1,750	0	1,750	0	1,750
53 1212 SPA-REG SALARIES-RECPT	890,073	1,018,404	1,018,404	44,312	1,062,716	44,312	1,062,716
53 1422 HOLIDAY PAY - RECEIPTS	243	0	0	0	0	0	0
53 1452 DUAL EMPLOYMENT	4,290	1,823	1,823	0	1,823	0	1,823
53 1462 EPA&SPA-LONGVTY PAY-REC	7,273	9,384	9,384	-646	8,738	-646	8,738
53 1511 SOCIAL SEC CONTRIB-APPRO	0	0	0	134	134	134	134
53 1512 SOCIAL SEC CONTRIB-RECPT	67,049	76,057	76,057	3,504	79,561	3,504	79,561
53 1522 REG RETIRE CONTRIB-RECPT	44,731	31,037	30,151	1,363	31,514	1,363	31,514
53 1561 MED INS CONTRIB-APPRO	0	611	2,495	-2,494	1	-2,494	1
53 1562 MED INS CONTRIB-RECPTS	69,328	62,377	63,263	21,794	85,057	21,794	85,057
53 1651 COMPENSATION TO BOARD ME	1,080	2,000	2,000	0	2,000	0	2,000
<b>TOTAL PERSONAL SERVICES</b>	<b>1,084,067</b>	<b>1,201,693</b>	<b>1,205,327</b>	<b>67,967</b>	<b>1,273,294</b>	<b>67,967</b>	<b>1,273,294</b>
53 2120 CONSULTANT FEES	16,335	28,032	28,032	0	28,032	0	28,032
53 2170 ADMIN SVC-PROF TEST SVC	8,488	5,800	5,800	0	5,800	0	5,800
53 2300 REPAIR SERVICES	14,591	2,725	2,725	0	2,725	0	2,725
53 2400 MAINTENANCE AGREEMENTS	1,171	2,000	2,000	0	2,000	0	2,000
53 2500 RENTALS/LEASES	48,356	86,167	87,665	0	87,665	0	87,665
53 2700 TRAVEL & OTHER EMP EXP	35,580	57,606	56,198	0	56,198	0	56,198
53 2800 COMMUN. & DATA PROCESS	43,864	80,962	80,962	0	80,962	0	80,962
53 2900 OTHER SERVICES	13,263	18,129	18,129	0	18,129	0	18,129
<b>TOTAL PURCHASED SERVICES</b>	<b>181,648</b>	<b>281,421</b>	<b>281,511</b>	<b>0</b>	<b>281,511</b>	<b>0</b>	<b>281,511</b>
53 3100 GENERAL ADMIN SUPPLIES	5,474	8,840	10,675	0	10,675	0	10,675
53 3200 FACILITY & HARDWARE SUPP	0	4,325	4,325	0	4,325	0	4,325
53 3300 VEHICLE/EQUIP OPER SUPP	23,698	34,873	32,948	0	32,948	0	32,948
53 3400 FOOD & DIETARY SUPPLIES	0	135	135	3	138	6	141
53 3500 CLOTHING & RECREAT SUPP	7,211	0	0	0	0	0	0
53 3700 RES/DEV & EDUC SUPPLIES	68,554	100,000	100,000	0	100,000	0	100,000
53 3900 OTHER MATERIALS & SUPP	1,650	29,000	29,000	0	29,000	0	29,000
<b>TOTAL SUPPLIES</b>	<b>106,587</b>	<b>177,173</b>	<b>177,083</b>	<b>3</b>	<b>177,086</b>	<b>6</b>	<b>177,089</b>
53 4500 EQUIPMENT	194,472	481,490	481,490	0	481,490	0	481,490
53 4600 ART, OTHER ARTIF & LITER	268	500	500	0	500	0	500
53 4700 INTANGIBLE ASSETS	269	0	0	0	0	0	0
<b>TOTAL PROPERTY, PLANT &amp; EQUIPMT</b>	<b>195,009</b>	<b>481,990</b>	<b>481,990</b>	<b>0</b>	<b>481,990</b>	<b>0</b>	<b>481,990</b>

FUND DETAIL

4430 -  
 14430 DHHS - Division of Public Health  
 1440 Highway Safety Scientific Service

DESCRIPTION (1)	2001-2002 ACTUAL (2)	CERTIFIED (3)	2002-2003 AUTHORIZED (4)	INCR/DECR (5)	2003-2004 TOTAL (6)	INCR/DECR (7)	2004-2005 TOTAL (8)
REQUIREMENTS							
53 5800 OTHER ADM EXPENSES	275	1,000	1,000	0	1,000	0	1,000
53 5900 OTHER EXPENSES	179	957	957	0	957	0	957
TOTAL OTHER EXPENSES & ADJUSTMEN	454	1,957	1,957	0	1,957	0	1,957
53 6989 OTHER CONTRACTS/GRANTS	0	4,101	4,101	0	4,101	0	4,101
TOTAL AID & PUBLIC ASSISTANCE	0	4,101	4,101	0	4,101	0	4,101
53 8010 DEPENDENT CARE-OP TFR	667	0	0	0	0	0	0
TOTAL INTRAGOVERNMENTAL TRANSACT	667	0	0	0	0	0	0
TOTAL REQUIREMENTS	1,568,432	2,148,335	2,151,969	67,970	2,219,939	67,973	2,219,942
ESTIMATED RECEIPTS							
43 2540 DOT GRANT BAT MOBILE	50,799	528,824	528,824	479	529,303	479	529,303
43 4320 SALE OF SURPLUS PROPERTY	20,096	0	0	0	0	0	0
43 7992 IMP/PETTY CASH RE-DEPOSI	150	150	150	0	150	0	150
43 7995 OTHER MISC REVENUE-GNRL	0	0	0	16,062	16,062	16,062	16,062
43 81C2 TRANS FROM PH 24430	15,005	0	0	0	0	0	0
43 811E GHSP-BAT MOBILE UNIT	0	1,408	1,408	0	1,408	0	1,408
43 8130 GHSP-FTA ANALYTICAL LAB	0	1	0	0	0	0	0
43 8141 DOT-FOREN TEST FOR ALCOH	0	2,367	2,368	0	2,368	0	2,368
43 819S TRF FR DOT-80000	433,581	473,393	473,393	50,242	523,635	50,242	523,635
43 819T TFR FR AOC-BC 22004	1,015,874	1,091,070	1,091,070	3,544	1,094,614	3,544	1,094,614
53 8220 REIMB-DUAL EMPLOYMENT	4,648	1,823	1,823	0	1,823	0	1,823
TOTAL RECEIPTS	1,540,153	2,099,036	2,099,036	70,327	2,169,363	70,327	2,169,363

FUND DETAIL

4430 -  
 14430 DHHS - Division of Public Health  
 1440 Highway Safety Scientific Service

DESCRIPTION (1)	2001-2002 ACTUAL (2)	CERTIFIED (3)	2002-2003 AUTHORIZED (4)	INCR/DECR (5)	2003-2004 TOTAL (6)	INCR/DECR (7)	2004-2005 TOTAL (8)
NET APPROPRIATION	28,279	49,299	52,933	-2,357	50,576	-2,354	50,579

FUND DETAIL

4430 -  
 14430 DHHS - Division of Public Health  
 1451 Communicable Disease/Bioterrorism

DESCRIPTION (1)	2001-2002 ACTUAL (2)	CERTIFIED (3)	2002-2003 AUTHORIZED (4)	INCR/DECR (5)	2003-2004 TOTAL (6)	INCR/DECR (7)	2004-2005 TOTAL (8)
REQUIREMENTS							
53 1211 SPA-REG SALARIES-APPR	708,081	791,603	749,891	0	749,891	0	749,891
53 1212 SPA-REG SALARIES-RECPT	467,994	1,643,538	1,643,538	0	1,643,538	0	1,643,538
53 1213 SPA-REG SALARIES-UNDESIG	88,651	117,895	117,895	0	117,895	0	117,895
53 1452 DUAL EMPLOYMENT	150	0	0	0	0	0	0
53 1461 EPA&SPA-LONGVTY PAY-APPR	21,518	25,160	25,160	-10,198	14,962	-10,198	14,962
53 1462 EPA&SPA-LONGVTY PAY-REC	4,833	3,267	3,267	8,377	11,644	8,377	11,644
53 1463 EPA&SPA-LONGVTY PAY-UNDE	0	0	0	3,839	3,839	3,839	3,839
53 1511 SOCIAL SEC CONTRIB-APPRO	52,943	71,919	70,616	-16,496	54,120	-16,496	54,120
53 1512 SOCIAL SEC CONTRIB-RECPT	36,135	122,274	122,274	-7,449	114,825	-7,449	114,825
53 1513 SOCIAL SEC CONTRIB-UNDES	0	2,657	2,657	-1,172	1,485	-1,172	1,485
53 1521 REG RETIRE CONTRIB-APPRO	35,886	24,610	23,175	0	23,175	0	23,175
53 1522 REG RETIRE CONTRIB-RECPT	23,553	48,735	48,735	-254	48,481	-254	48,481
53 1523 REG RETIRE CONTRIB-UNDES	1,341	3,696	3,696	-107	3,589	-107	3,589
53 1561 MED INS CONTRIB-APPRO	36,137	45,196	45,196	-4,134	41,062	-4,134	41,062
53 1562 MED INS CONTRIB-RECPTS	27,496	60,865	60,865	12,460	73,325	12,460	73,325
53 1563 MED INS CONTRIB-UNDESIGN	425	654	654	2,279	2,933	2,279	2,933
53 1631 WRKER COMP-MED PAYMENTS	108	0	0	0	0	0	0
TOTAL PERSONAL SERVICES	1,505,251	2,962,069	2,917,619	-12,855	2,904,764	-12,855	2,904,764
53 2140 INFORMATN TECHNOLOGY SVC	285,826	1,409,490	1,409,490	0	1,409,490	0	1,409,490
53 2170 ADMIN SVC-PROF TEST SVC	13,826	18,414	18,414	0	18,414	0	18,414
53 2181 WRKSHOP/CONF EXP-FOOD SE	3,076	62,807	62,807	0	62,807	0	62,807
53 2199 MISC CONTRACTUAL SERVICE	50	0	0	0	0	0	0
53 2200 UTILITY/ENERGY SERVICES	0	0	48	0	48	0	48
53 2300 REPAIR SERVICES	1,435	1,600	1,600	0	1,600	0	1,600
53 2400 MAINTENANCE AGREEMENTS	10,381	12,181	14,100	0	14,100	0	14,100
53 2500 RENTALS/LEASES	28,973	147,139	136,630	0	136,630	0	136,630
53 2700 TRAVEL & OTHER EMP EXP	44,458	199,635	194,435	0	194,435	0	194,435
53 2800 COMMUN. & DATA PROCESS	65,888	1,426,842	1,438,534	0	1,438,534	0	1,438,534
53 2900 OTHER SERVICES	19,631	23,126	36,125	0	36,125	0	36,125
TOTAL PURCHASED SERVICES	473,544	3,301,234	3,312,183	0	3,312,183	0	3,312,183
53 3100 GENERAL ADMIN SUPPLIES	38,451	82,938	77,038	0	77,038	0	77,038
53 3700 RES/DEV & EDUC SUPPLIES	153	180	0	0	0	0	0
53 3900 OTHER MATERIALS & SUPP	3,500	3,555	3,555	0	3,555	0	3,555
TOTAL SUPPLIES	42,104	86,673	80,593	0	80,593	0	80,593
53 4500 EQUIPMENT	189,191	833,143	827,224	0	827,224	0	827,224



FUND DETAIL

4430 -  
 14430 DHHS - Division of Public Health  
 1451 Communicable Disease/Bioterrorism

DESCRIPTION (1)	2001-2002 ACTUAL (2)	CERTIFIED (3)	2002-2003 AUTHORIZED (4)	INCR/DECR (5)	2003-2004 TOTAL (6)	INCR/DECR (7)	2004-2005 TOTAL (8)
<b>REQUIREMENTS</b>							
53 4600 ART, OTHER ARTIF & LITER	153	86,000	86,000	0	86,000	0	86,000
53 4700 INTANGIBLE ASSETS	156,819	206,699	206,699	0	206,699	0	206,699
<b>TOTAL PROPERTY, PLANT &amp; EQUIPMT</b>	<b>346,163</b>	<b>1,125,842</b>	<b>1,119,923</b>	<b>0</b>	<b>1,119,923</b>	<b>0</b>	<b>1,119,923</b>
53 5600 ASSETS & OTHER ADJUSTME	0	321,885	321,885	0	321,885	0	321,885
53 5800 OTHER ADM EXPENSES	4,542	6,445	7,145	0	7,145	0	7,145
53 5900 OTHER EXPENSES	494	12,420	12,770	0	12,770	0	12,770
<b>TOTAL OTHER EXPENSES &amp; ADJUSTMEN</b>	<b>5,036</b>	<b>340,750</b>	<b>341,800</b>	<b>0</b>	<b>341,800</b>	<b>0</b>	<b>341,800</b>
53 6165 PHARMACEUTICALS	433,870	703,591	703,591	42,216	745,807	87,246	790,837
53 6929 OTHER CONT/GRT-ED-INST	150,463	3,372,590	3,372,590	0	3,372,590	0	3,372,590
53 6961 AID TO COUNTIES	4,817,176	10,281,141	10,281,141	0	10,281,141	0	10,281,141
53 6989 OTHER CONTRACTS/GRANTS	90,425	1,452,986	1,452,986	0	1,452,986	0	1,452,986
<b>TOTAL AID &amp; PUBLIC ASSISTANCE</b>	<b>5,491,934</b>	<b>15,810,308</b>	<b>15,810,308</b>	<b>42,216</b>	<b>15,852,524</b>	<b>87,246</b>	<b>15,897,554</b>
53 8010 DEPENDENT CARE-OP TFR	641	0	0	0	0	0	0
53 819H TRANSFER TO NCDA	0	120,000	120,000	0	120,000	0	120,000
53 819K TR TO 14300-DENR	50,807	189,848	189,848	0	189,848	0	189,848
53 8990 TRANS TO SUBSEQUENT YEAR	46,178	0	0	0	0	0	0
<b>TOTAL INTRAGOVERNMENTAL TRANSACT</b>	<b>97,626</b>	<b>309,848</b>	<b>309,848</b>	<b>0</b>	<b>309,848</b>	<b>0</b>	<b>309,848</b>
<b>TOTAL REQUIREMENTS</b>	<b>7,961,658</b>	<b>23,936,724</b>	<b>23,892,274</b>	<b>29,361</b>	<b>23,921,635</b>	<b>74,391</b>	<b>23,966,665</b>

**ESTIMATED RECEIPTS**

43 2521 CCPS GRANT TRANSFER	64,981	0	0	0	0	0	0
43 4320 SALE OF SURPLUS PROPERTY	51	0	0	0	0	0	0
43 6200 PRIVATE DONATIONS & GIFT	30,130	50,000	50,000	1,113	51,113	1,113	51,113
43 7300 INDIRECT(OVERHD) COST RE	0	321,885	321,885	0	321,885	0	321,885
43 7995 OTHER MISC REVENUE-GNRL	0	0	0	5,047	5,047	5,047	5,047
53 8220 REIMB-DUAL EMPLOYMENT	161	0	0	0	0	0	0
53 8350 PY ROE 6100 AID TO COUNT	0	4,180	4,180	0	4,180	0	4,180
53 88BD TB CONTROL PRGM & AIDS	1,664,110	1,838,287	1,838,287	1,711	1,839,998	1,711	1,839,998
53 88CR CDC BIOTERRORISM PREPARE	1,412,987	16,420,354	16,420,354	6,666	16,427,020	6,666	16,427,020
53 88CW CDC-FOODBORNE SURVEILLAN	241,059	494,986	494,986	0	494,986	0	494,986

FUND DETAIL

4430 -  
 14430 DHHS - Division of Public Health  
 1451 Communicable Disease/Bioterrorism

DESCRIPTION (1)	2001-2002 ACTUAL (2)	CERTIFIED (3)	2002-2003 AUTHORIZED (4)	INCR/DECR (5)	2003-2004 TOTAL (6)	INCR/DECR (7)	2004-2005 TOTAL (8)
ESTIMATED RECEIPTS							
43 8990 TRANSFER FROM PRIOR YEAR	79,109	0	0	0	0	0	0
TOTAL RECEIPTS	3,492,588	19,129,692	19,129,692	14,537	19,144,229	14,537	19,144,229
NET APPROPRIATION	4,469,070	4,807,032	4,762,582	14,824	4,777,406	59,854	4,822,436

FUND DETAIL

4430 -  
 14430 DHHS - Division of Public Health  
 1461 HIV/STD Prevention and Care

DESCRIPTION (1)	2001-2002 ACTUAL (2)	CERTIFIED (3)	2002-2003 AUTHORIZED (4)	INCR/DECR (5)	2003-2004 TOTAL (6)	INCR/DECR (7)	2004-2005 TOTAL (8)
REQUIREMENTS							
53 1211 SPA-REG SALARIES-APPR	599,181	663,633	665,698	0	665,698	0	665,698
53 1212 SPA-REG SALARIES-RECPT	2,836,193	3,319,131	3,319,131	0	3,319,131	0	3,319,131
53 1412 OT PAY - RECEIPTS	0	850	850	0	850	0	850
53 1452 DUAL EMPLOYMENT	4,250	0	0	0	0	0	0
53 1461 EPA&SPA-LONGVTY PAY-APPR	3,962	5,365	5,365	558	5,923	558	5,923
53 1462 EPA&SPA-LONGVTY PAY-REC	29,683	39,565	39,565	-10,658	28,907	-10,658	28,907
53 1511 SOCIAL SEC CONTRIB-APPRO	44,776	51,281	51,281	-355	50,926	-355	50,926
53 1512 SOCIAL SEC CONTRIB-RECPT	212,429	243,589	243,589	2,234	245,823	2,234	245,823
53 1521 REG RETIRE CONTRIB-APPRO	30,054	20,350	20,350	0	20,350	0	20,350
53 1522 REG RETIRE CONTRIB-RECPT	142,869	96,434	96,434	931	97,365	931	97,365
53 1561 MED INS CONTRIB-APPRO	55,038	67,837	67,837	-4,279	63,558	-4,279	63,558
53 1562 MED INS CONTRIB-RECPTS	207,250	170,377	170,377	96,731	267,108	96,731	267,108
53 1572 UNEMP COMP PAYMNTS TO ES	12,946	4,400	4,400	0	4,400	0	4,400
53 1625 ST DISABILITY PMT	10,172	1,866	1,866	0	1,866	0	1,866
53 1631 WRKER COMP-MED PAYMENTS	14,176	134	134	0	134	0	134
<b>TOTAL PERSONAL SERVICES</b>	<b>4,202,979</b>	<b>4,684,812</b>	<b>4,686,877</b>	<b>85,162</b>	<b>4,772,039</b>	<b>85,162</b>	<b>4,772,039</b>
53 2140 INFORMATN TECHNOLOGY SVC	12,600	12,600	12,600	0	12,600	0	12,600
53 2170 ADMIN SVC-PROF TEST SVC	66,077	143,620	143,620	0	143,620	0	143,620
53 2181 WRKSHOP/CONF EXP-FOOD SE	11,795	13,102	13,102	0	13,102	0	13,102
53 2183 LABORATORY SER AGREEMENT	22,274	5,000	5,000	0	5,000	0	5,000
53 2184 JANITORIAL SER AGREEMENT	6,185	6,960	6,960	0	6,960	0	6,960
53 2191 DUAL EMP PAY TO AGENCY	0	3,000	3,000	0	3,000	0	3,000
53 2192 HONORARIUMS	8,425	8,855	8,855	0	8,855	0	8,855
53 2199 MISC CONTRACTUAL SERVICE	109,955	368,899	368,899	0	368,899	0	368,899
53 2200 UTILITY/ENERGY SERVICES	3,099	0	2,261	0	2,261	0	2,261
53 2300 REPAIR SERVICES	1,068	41,085	750	0	750	0	750
53 2400 MAINTENANCE AGREEMENTS	20,457	24,758	23,129	0	23,129	0	23,129
53 2500 RENTALS/LEASES	208,752	177,563	128,803	168	128,971	2,014	130,817
53 2700 TRAVEL & OTHER EMP EXP	531,347	458,728	471,446	0	471,446	0	471,446
53 2800 COMMUN. & DATA PROCESS	217,067	206,944	226,360	0	226,360	0	226,360
53 2900 OTHER SERVICES	16,486	28,872	44,093	0	44,093	0	44,093
<b>TOTAL PURCHASED SERVICES</b>	<b>1,235,587</b>	<b>1,499,986</b>	<b>1,458,878</b>	<b>168</b>	<b>1,459,046</b>	<b>2,014</b>	<b>1,460,892</b>
53 3100 GENERAL ADMIN SUPPLIES	40,194	49,286	62,330	0	62,330	0	62,330
53 3300 VEHICLE/EQUIP OPER SUPP	3	0	0	0	0	0	0
53 3400 FOOD & DIETARY SUPPLIES	42	0	42	0	42	0	42
53 3600 DRUGS/PHARMACEUTICAL SU	0	13,792	1,599	83	1,682	162	1,761
53 3700 RES/DEV & EDUC SUPPLIES	429,919	620,529	648,392	13,849	662,241	26,867	675,259

FUND DETAIL

4430 -  
 14430 DHHS - Division of Public Health  
 1461 HIV/STD Prevention and Care

DESCRIPTION (1)	2001-2002 ACTUAL (2)	CERTIFIED (3)	2002-2003 AUTHORIZED (4)	INCR/DECR (5)	2003-2004 TOTAL (6)	INCR/DECR (7)	2004-2005 TOTAL (8)
REQUIREMENTS							
53 3900 OTHER MATERIALS & SUPP	0	3,600	0	0	0	0	0
TOTAL SUPPLIES	470,158	687,207	712,363	13,932	726,295	27,029	739,392
53 4500 EQUIPMENT	82,100	158,444	164,392	0	164,392	0	164,392
53 4600 ART, OTHER ARTIF & LITER	0	882	1,000	0	1,000	0	1,000
53 4700 INTANGIBLE ASSETS	7,701	18,460	20,800	0	20,800	0	20,800
TOTAL PROPERTY, PLANT & EQUIPMT	89,801	177,786	186,192	0	186,192	0	186,192
53 5100 LEGAL, LICENSES & PERMIT	0	100	100	0	100	0	100
53 5600 ASSETS & OTHER ADJUSTME	0	432,245	432,245	0	432,245	0	432,245
53 5800 OTHER ADM EXPENSES	11,457	20,613	15,859	0	15,859	0	15,859
53 5900 OTHER EXPENSES	9,839	0	12,300	0	12,300	0	12,300
TOTAL OTHER EXPENSES & ADJUSTMEN	21,296	452,958	460,504	0	460,504	0	460,504
53 6163 PHYSICIANS	397	1,000	1,000	0	1,000	0	1,000
53 6165 PHARMACEUTICALS	22,533,803	16,748,298	16,748,298	543,320	17,291,618	1,122,861	17,871,159
53 6201 PHARMACY COST REIMBURSE	31,946	0	0	0	0	0	0
53 6929 OTHER CONT/GRT-ED-INST	730,581	1,096,038	1,096,038	0	1,096,038	0	1,096,038
53 6961 AID TO COUNTIES	3,367,720	4,928,302	4,928,302	0	4,928,302	0	4,928,302
53 6989 OTHER CONTRACTS/GRANTS	7,008,723	10,039,287	10,039,287	0	10,039,287	0	10,039,287
TOTAL AID & PUBLIC ASSISTANCE	33,673,170	32,812,925	32,812,925	543,320	33,356,245	1,122,861	33,935,786
53 8010 DEPENDENT CARE-OP TFR	2,439	441	441	0	441	0	441
53 8990 TRANS TO SUBSEQUENT YEAR	420,412	0	0	0	0	0	0
TOTAL INTRAGOVERNMENTAL TRANSACT	422,851	441	441	0	441	0	441
TOTAL REQUIREMENTS	40,115,842	40,316,115	40,318,180	642,582	40,960,762	1,237,066	41,555,246

FUND DETAIL

4430 -  
 14430 DHHS - Division of Public Health  
 1461 HIV/STD Prevention and Care

DESCRIPTION (1)	2001-2002 ACTUAL (2)	CERTIFIED (3)	2002-2003 AUTHORIZED (4)	INCR/DECR (5)	2003-2004 TOTAL (6)	INCR/DECR (7)	2004-2005 TOTAL (8)
ESTIMATED RECEIPTS							
43 2300 HUD-HOPWA RALEIGH CONTR	21,721	380,000	380,000	0	380,000	0	380,000
43 7117 REBATES	1,964,793	1,140,000	1,140,000	0	1,140,000	0	1,140,000
43 7300 INDIRECT(OVERHD) COST RE	0	432,245	432,245	0	432,245	0	432,245
43 7995 OTHER MISC REVENUE-GNRL	0	0	0	99,896	99,896	99,896	99,896
43 81C1 DPH TR FR 1991 OR 1992	1,211,000	0	0	0	0	0	0
43 81J1 TR FR DSS-CASE MANAG	378,671	0	0	0	0	0	0
53 8220 REIMB-DUAL EMPLOYMENT	4,575	0	0	0	0	0	0
53 8381 DMA-MEDICAID-HIV	57,236	1,231	1,231	0	1,231	0	1,231
53 88BB STD PREV. CAMPAIGN	3,309,580	4,623,911	4,623,911	-987	4,622,924	-987	4,622,924
53 88BC HIV PREVENTION PROJECT	3,534,222	3,717,108	3,717,108	-13,853	3,703,255	-13,853	3,703,255
53 88BE HIV/AIDS SURVEILLANCE	326,511	437,521	437,521	443	437,964	443	437,964
53 88BK PREVENTIVE HEALTH BLOCK	0	111,159	111,159	0	111,159	0	111,159
53 88BL BEHAVIORAL RISK FACTOR G	0	145	0	0	0	0	0
53 88BN DIABETES CONTROL PROGRAM	0	102	0	0	0	0	0
53 88BS HHS-RYAN WHITE HIV CARE	17,414,706	13,973,942	13,973,942	2,362	13,976,304	2,362	13,976,304
53 88BU HUD HOPWA	1,045,475	2,451,825	2,451,825	0	2,451,825	0	2,451,825
53 88BW R/S FEAS. STD TREATMENT	147,979	487,644	487,891	11	487,902	11	487,902
53 88CA HUD-HOPWA-COMPETITIVE	103,898	289,900	289,900	0	289,900	0	289,900
53 885B SAPT BLOCK GRANT	588,216	593,556	593,556	0	593,556	0	593,556
53 886C MEDICAID ADMIN. & TRNG.	36,657	105,324	105,324	1,366	106,690	1,366	106,690
53 886F HHS STD	0	69,683	69,683	0	69,683	0	69,683
53 887Q SOCIAL SVCS. BLOCK GRNT	138,277	145,819	145,819	0	145,819	0	145,819
43 8980 TFR FROM PRIOR FISCAL YR	412,608	0	0	0	0	0	0
43 8990 TRANSFER FROM PRIOR YEAR	236,036	0	0	0	0	0	0
TOTAL RECEIPTS	30,932,161	28,961,115	28,961,115	89,238	29,050,353	89,238	29,050,353
NET APPROPRIATION	9,183,681	11,355,000	11,357,065	553,344	11,910,409	1,147,828	12,504,893

FUND DETAIL

4430 -  
 14430 DHHS - Division of Public Health  
 1465 Vital Records

DESCRIPTION (1)	2001-2002 ACTUAL (2)	CERTIFIED (3)	2002-2003 AUTHORIZED (4)	INCR/DECR (5)	2003-2004 TOTAL (6)	INCR/DECR (7)	2004-2005 TOTAL (8)
REQUIREMENTS							
53 1211 SPA-REG SALARIES-APPR	1,101,566	1,298,644	1,272,514	0	1,272,514	0	1,272,514
53 1212 SPA-REG SALARIES-RECPT	0	1,319	1,319	0	1,319	0	1,319
53 1461 EPA&SPA-LONGVTY PAY-APPR	17,260	20,394	20,394	341	20,735	341	20,735
53 1511 SOCIAL SEC CONTRIB-APPRO	83,671	101,078	99,043	-1,696	97,347	-1,696	97,347
53 1521 REG RETIRE CONTRIB-APPRO	54,830	41,638	37,866	0	37,866	0	37,866
53 1522 REG RETIRE CONTRIB-RECPT	0	0	1,319	0	1,319	0	1,319
53 1561 MED INS CONTRIB-APPRO	112,565	151,340	146,828	-178	146,650	-178	146,650
53 1625 ST DISABILITY PMT	7,096	0	0	0	0	0	0
53 1631 WRKER COMP-MED PAYMENTS	17,770	0	0	0	0	0	0
TOTAL PERSONAL SERVICES	1,394,758	1,614,413	1,579,283	-1,533	1,577,750	-1,533	1,577,750
53 2110 LEGAL SERVICES	74	0	0	0	0	0	0
53 2170 ADMIN SVC-PROF TEST SVC	87,428	0	0	0	0	0	0
53 2181 WRKSHOP/CONF EXP-FOOD SE	0	3,580	3,580	0	3,580	0	3,580
53 2199 MISC CONTRACTUAL SERVICE	14,656	22,566	22,566	0	22,566	0	22,566
53 2300 REPAIR SERVICES	3,192	1,625	4,225	0	4,225	0	4,225
53 2400 MAINTENANCE AGREEMENTS	22,450	17,377	24,957	0	24,957	0	24,957
53 2500 RENTALS/LEASES	1,732	6,496	4,550	0	4,550	0	4,550
53 2700 TRAVEL & OTHER EMP EXP	2,467	8,015	8,715	0	8,715	0	8,715
53 2800 COMMUN. & DATA PROCESS	118,512	199,579	173,451	0	173,451	0	173,451
53 2900 OTHER SERVICES	92	4,226	166	0	166	0	166
TOTAL PURCHASED SERVICES	250,603	263,464	242,210	0	242,210	0	242,210
53 3100 GENERAL ADMIN SUPPLIES	30,413	19,324	35,647	0	35,647	0	35,647
53 3700 RES/DEV & EDUC SUPPLIES	0	450	0	0	0	0	0
TOTAL SUPPLIES	30,413	19,774	35,647	0	35,647	0	35,647
53 4400 OTHER STRUCTURES & IMPR	0	100	0	0	0	0	0
53 4500 EQUIPMENT	17,488	15,906	21,654	0	21,654	0	21,654
53 4600 ART, OTHER ARTIF & LITER	0	77	0	0	0	0	0
53 4700 INTANGIBLE ASSETS	0	500	0	0	0	0	0
TOTAL PROPERTY, PLANT & EQUIPMT	17,488	16,583	21,654	0	21,654	0	21,654
53 5800 OTHER ADM EXPENSES	77	740	300	0	300	0	300
53 5900 OTHER EXPENSES	1,805	600	1,350	0	1,350	0	1,350
TOTAL OTHER EXPENSES & ADJUSTMEN	1,882	1,340	1,650	0	1,650	0	1,650

FUND DETAIL

4430 -  
 14430 DHHS - Division of Public Health  
 1465 Vital Records

DESCRIPTION (1)	2001-2002 ACTUAL (2)	CERTIFIED (3)	2002-2003 AUTHORIZED (4)	INCR/DECR (5)	2003-2004 TOTAL (6)	INCR/DECR (7)	2004-2005 TOTAL (8)
REQUIREMENTS							
53 8010 DEPENDENT CARE-OP TFR	305	0	0	0	0	0	0
TOTAL INTRAGOVERNMENTAL TRANSACT	305	0	0	0	0	0	0
TOTAL REQUIREMENTS	1,695,449	1,915,574	1,880,444	-1,533	1,878,911	-1,533	1,878,911
ESTIMATED RECEIPTS							
43 4160 PROFESSIONAL SERVICES	264,226	244,962	244,962	0	244,962	0	244,962
43 4390 OTH SALES OF GDS OR PUBL	40,649	0	0	0	0	0	0
43 5200 NON BUS PERMIT/LIC FEES	880,255	1,308,017	1,308,017	0	1,308,017	0	1,308,017
43 7990 OTHER MISC REV-PROGRAM	151	0	0	0	0	0	0
43 7992 IMP/PETTY CASH RE-DEPOSI	200	200	200	0	200	0	200
43 7994 RETURNED CHECK FEE	1,120	0	0	0	0	0	0
TOTAL RECEIPTS	1,186,601	1,553,179	1,553,179	0	1,553,179	0	1,553,179
NET APPROPRIATION	508,848	362,395	327,265	-1,533	325,732	-1,533	325,732

FUND DETAIL

4430 -  
 14430 DHHS - Division of Public Health  
 1471 Occupational Health and Environmental Epidemiology

DESCRIPTION (1)	2001-2002 ACTUAL (2)	CERTIFIED (3)	2002-2003 AUTHORIZED (4)	INCR/DECR (5)	2003-2004 TOTAL (6)	INCR/DECR (7)	2004-2005 TOTAL (8)
REQUIREMENTS							
53 1211 SPA-REG SALARIES-APPR	1,181,997	1,082,765	1,204,766	0	1,204,766	0	1,204,766
53 1212 SPA-REG SALARIES-RECPT	1,000,996	1,105,411	1,105,411	0	1,105,411	0	1,105,411
53 1461 EPA&SPA-LONGVTY PAY-APPR	20,532	21,442	21,442	-3,559	17,883	-3,559	17,883
53 1462 EPA&SPA-LONGVTY PAY-REC	10,401	10,110	10,110	159	10,269	159	10,269
53 1511 SOCIAL SEC CONTRIB-APPRO	83,814	84,205	92,065	-2,696	89,369	-2,696	89,369
53 1512 SOCIAL SEC CONTRIB-RECPT	74,598	81,731	81,731	514	82,245	514	82,245
53 1521 REG RETIRE CONTRIB-APPRO	59,837	28,364	37,046	0	37,046	0	37,046
53 1522 REG RETIRE CONTRIB-RECPT	50,494	33,044	32,878	-5	32,873	-5	32,873
53 1561 MED INS CONTRIB-APPRO	60,646	61,975	64,231	588	64,819	588	64,819
53 1562 MED INS CONTRIB-RECPTS	53,628	56,632	56,798	14,445	71,243	14,445	71,243
TOTAL PERSONAL SERVICES	2,596,943	2,565,679	2,706,478	9,446	2,715,924	9,446	2,715,924
53 2110 LEGAL SERVICES	60,307	123,813	123,813	0	123,813	0	123,813
53 2133 EMPLOYEE/EMPLYMENT PHYSIC	5,142	7,400	7,400	0	7,400	0	7,400
53 2170 ADMIN SVC-PROF TEST SVC	51,626	59,627	59,627	0	59,627	0	59,627
53 2181 WRKSHOP/CONF EXP-FOOD SE	451	2,369	2,369	0	2,369	0	2,369
53 2183 LABORATORY SER AGREEMENT	2,572	4,600	4,600	0	4,600	0	4,600
53 2199 MISC CONTRACTUAL SERVICE	42,001	63,793	63,793	0	63,793	0	63,793
53 2300 REPAIR SERVICES	2,143	3,673	3,073	0	3,073	0	3,073
53 2400 MAINTENANCE AGREEMENTS	9,255	8,997	14,582	0	14,582	0	14,582
53 2500 RENTALS/LEASES	287,705	313,611	276,070	0	276,070	0	276,070
53 2700 TRAVEL & OTHER EMP EXP	48,434	90,580	126,088	0	126,088	0	126,088
53 2800 COMMUN. & DATA PROCESS	57,719	127,576	113,737	0	113,737	0	113,737
53 2900 OTHER SERVICES	34,048	45,395	56,982	0	56,982	0	56,982
TOTAL PURCHASED SERVICES	601,403	851,434	852,134	0	852,134	0	852,134
53 3100 GENERAL ADMIN SUPPLIES	36,550	55,302	46,561	0	46,561	0	46,561
53 3200 FACILITY & HARDWARE SUPP	22	5,377	400	0	400	0	400
53 3300 VEHICLE/EQUIP OPER SUPP	-20	100	110	0	110	0	110
53 3400 FOOD & DIETARY SUPPLIES	0	0	100	2	102	5	105
53 3500 CLOTHING & RECREAT SUPP	0	1,236	250	0	250	0	250
53 3600 DRUGS/PHARMACEUTICAL SU	157	500	2,281	107	2,388	221	2,502
53 3700 RES/DEV & EDUC SUPPLIES	2,251	14,700	14,677	66	14,743	128	14,805
53 3800 PURCHASES FOR RESALE	19,081	25,232	25,232	0	25,232	0	25,232
53 3900 OTHER MATERIALS & SUPP	0	0	3,046	0	3,046	0	3,046
TOTAL SUPPLIES	58,041	102,447	92,657	175	92,832	354	93,011
53 4500 EQUIPMENT	142,514	88,151	105,240	0	105,240	0	105,240



FUND DETAIL

4430 -  
 14430 DHHS - Division of Public Health  
 1471 Occupational Health and Environmental Epidemiology

DESCRIPTION (1)	2001-2002 ACTUAL (2)	CERTIFIED (3)	2002-2003 AUTHORIZED (4)	INCR/DECR (5)	2003-2004 TOTAL (6)	INCR/DECR (7)	2004-2005 TOTAL (8)
REQUIREMENTS							
53 4600 ART, OTHER ARTIF & LITER	37	3,543	3,448	0	3,448	0	3,448
53 4700 INTANGIBLE ASSETS	13,971	20,500	21,138	0	21,138	0	21,138
TOTAL PROPERTY, PLANT & EQUIPMT	156,522	112,194	129,826	0	129,826	0	129,826
53 5100 LEGAL, LICENSES & PERMIT	3,556	0	1,778	0	1,778	0	1,778
53 5600 ASSETS & OTHER ADJUSTME	0	42,020	42,020	0	42,020	0	42,020
53 5800 OTHER ADM EXPENSES	329	7,534	4,034	0	4,034	0	4,034
53 5900 OTHER EXPENSES	5,220	16,514	9,694	0	9,694	0	9,694
TOTAL OTHER EXPENSES & ADJUSTMEN	9,105	66,068	57,526	0	57,526	0	57,526
53 6929 OTHER CONT/GRT-ED-INST	1,376,482	1,351,339	1,351,339	0	1,351,339	0	1,351,339
53 6961 AID TO COUNTIES	9,994	4,850	4,850	0	4,850	0	4,850
53 6989 OTHER CONTRACTS/GRANTS	61,036	127,965	127,965	0	127,965	0	127,965
TOTAL AID & PUBLIC ASSISTANCE	1,447,512	1,484,154	1,484,154	0	1,484,154	0	1,484,154
53 8010 DEPENDENT CARE-OP TFR	999	100	100	0	100	0	100
53 8030 FINE/PENALTY/FORFEIT	2,120	0	0	0	0	0	0
TOTAL INTRAGOVERNMENTAL TRANSACT	3,119	100	100	0	100	0	100
TOTAL REQUIREMENTS	4,872,645	5,182,076	5,322,875	9,621	5,332,496	9,800	5,332,675
ESTIMATED RECEIPTS							
43 2445 RWJ-SURV OF ENV MICRO	156,291	0	0	0	0	0	0
43 4320 SALE OF SURPLUS PROPERTY	1,507	0	0	0	0	0	0
43 5100 BSNS LICENSE FEES	819,222	811,894	811,894	238	812,132	238	812,132
43 5200 NON BUS PERMIT/LIC FEES	21,040	80,000	80,000	0	80,000	0	80,000
43 5300 CERTIFICATION FEES	61,862	84,701	84,701	0	84,701	0	84,701
43 5500 FINE, PENALTY, ASSESSMENTS	7,300	0	0	0	0	0	0
43 5600 REGISTRATION FEES	4,545	0	0	0	0	0	0
43 5900 OTHER LIC, FEES/PERMITS	46,080	41,840	41,840	0	41,840	0	41,840
43 7300 INDIRECT(OVERHD) COST RE	0	42,020	42,020	0	42,020	0	42,020
43 7990 OTHER MISC REV-PROGRAM	6,200	21,520	21,520	0	21,520	0	21,520
43 7994 RETURNED CHECK FEE	75	0	0	0	0	0	0
43 7995 OTHER MISC REVENUE-GNRL	0	0	0	14,954	14,954	14,954	14,954

FUND DETAIL

4430 -  
 14430 DHHS - Division of Public Health  
 1471 Occupational Health and Environmental Epidemiology

DESCRIPTION (1)	2001-2002 ACTUAL (2)	CERTIFIED (3)	2002-2003 AUTHORIZED (4)	INCR/DECR (5)	2003-2004 TOTAL (6)	INCR/DECR (7)	2004-2005 TOTAL (8)
ESTIMATED RECEIPTS							
43 8155 DEM TR-105 GRANT-NESHAP	0	27,000	27,000	0	27,000	0	27,000
53 88AS SURVEIL HAZ SUBS EVENTS	56,725	75,201	75,201	0	75,201	0	75,201
53 88AW EPA-ASBESTOS ENHANCEMENT	61,595	90,307	90,307	-503	89,804	-503	89,804
53 88AX SURVEIL:ADULT BLOOD LEAD	5,703	0	0	0	0	0	0
53 88CC PFIS. ILLNESS SUR & PVT	1,624,618	2,076,276	2,076,276	0	2,076,276	0	2,076,276
53 88CN EPA ACCR/CERT LEAD DBASE	3,244	0	0	0	0	0	0
53 88CV LEAD PAINT GRANT	7,593	147,000	147,000	0	147,000	0	147,000
53 88CX LEAD BASED PAINT TRNG	217,311	213,269	213,269	424	213,693	424	213,693
53 88LB HHS-LEAD BSD PAINT EPAA	1,344	5,750	5,750	0	5,750	0	5,750
43 8980 TFR FROM PRIOR FISCAL YR	65,000	0	0	0	0	0	0
43 8990 TRANSFER FROM PRIOR YEAR	168,677	0	0	0	0	0	0
-----							
TOTAL RECEIPTS	3,335,932	3,716,778	3,716,778	15,113	3,731,891	15,113	3,731,891
-----							
NET APPROPRIATION	1,536,713	1,465,298	1,606,097	-5,492	1,600,605	-5,313	1,600,784

FUND DETAIL

4430 -  
 14430 DHHS - Division of Public Health  
 1505 Women's and Children's Health

DESCRIPTION (1)	2001-2002 ACTUAL (2)	CERTIFIED (3)	2002-2003 AUTHORIZED (4)	INCR/DECR (5)	2003-2004 TOTAL (6)	INCR/DECR (7)	2004-2005 TOTAL (8)
REQUIREMENTS							
53 1211 SPA-REG SALARIES-APPR	253,799	235,174	300,053	0	300,053	0	300,053
53 1212 SPA-REG SALARIES-RECPT	121,472	168,781	101,657	0	101,657	0	101,657
53 1461 EPA&SPA-LONGVTY PAY-APPR	2,878	12,215	11,658	-11,658	0	-11,658	0
53 1462 EPA&SPA-LONGVTY PAY-REC	2,828	776	1,333	3,085	4,418	3,085	4,418
53 1511 SOCIAL SEC CONTRIB-APPRO	15,883	18,927	18,250	1,656	19,906	1,656	19,906
53 1512 SOCIAL SEC CONTRIB-RECPT	9,161	12,185	12,185	-4,933	7,252	-4,933	7,252
53 1521 REG RETIRE CONTRIB-APPRO	12,348	9,723	9,092	0	9,092	0	9,092
53 1522 REG RETIRE CONTRIB-RECPT	6,193	5,000	5,000	-2,128	2,872	-2,128	2,872
53 1561 MED INS CONTRIB-APPRO	7,596	6,043	6,043	8,622	14,665	8,622	14,665
53 1562 MED INS CONTRIB-RECPTS	7,837	9,207	9,207	-3,370	5,837	-3,370	5,837
TOTAL PERSONAL SERVICES	439,995	478,031	474,478	-8,726	465,752	-8,726	465,752
53 2500 RENTALS/LEASES	123,513	140,525	140,526	0	140,526	0	140,526
53 2700 TRAVEL & OTHER EMP EXP	2,158	20,844	20,843	0	20,843	0	20,843
53 2800 COMMUN. & DATA PROCESS	4,408	8,662	8,662	0	8,662	0	8,662
53 2900 OTHER SERVICES	4,472	1,800	1,800	0	1,800	0	1,800
TOTAL PURCHASED SERVICES	134,551	171,831	171,831	0	171,831	0	171,831
53 3100 GENERAL ADMIN SUPPLIES	1,468	3,250	3,250	0	3,250	0	3,250
53 3700 RES/DEV & EDUC SUPPLIES	-633	0	0	0	0	0	0
53 3900 OTHER MATERIALS & SUPP	0	1,099	1,099	0	1,099	0	1,099
TOTAL SUPPLIES	835	4,349	4,349	0	4,349	0	4,349
53 4500 EQUIPMENT	31,597	8,750	8,750	0	8,750	0	8,750
53 4700 INTANGIBLE ASSETS	12,970	0	0	0	0	0	0
TOTAL PROPERTY, PLANT & EQUIPMT	44,567	8,750	8,750	0	8,750	0	8,750
53 5600 ASSETS & OTHER ADJUSTME	0	38,781	38,781	0	38,781	0	38,781
53 5800 OTHER ADM EXPENSES	10,109	0	0	0	0	0	0
53 5900 OTHER EXPENSES	17,940	22,073	22,073	0	22,073	0	22,073
TOTAL OTHER EXPENSES & ADJUSTMEN	28,049	60,854	60,854	0	60,854	0	60,854
53 6961 AID TO COUNTIES	17,393,957	17,161,201	17,161,201	0	17,161,201	0	17,161,201
53 6989 OTHER CONTRACTS/GRANTS	0	40,000	40,000	0	40,000	0	40,000
TOTAL AID & PUBLIC ASSISTANCE	17,393,957	17,201,201	17,201,201	0	17,201,201	0	17,201,201

FUND DETAIL

4430 -  
 14430 DHHS - Division of Public Health  
 1505 Women's and Children's Health

DESCRIPTION (1)	2001-2002 ACTUAL (2)	CERTIFIED (3)	2002-2003 AUTHORIZED (4)	INCR/DECR (5)	2003-2004 TOTAL (6)	INCR/DECR (7)	2004-2005 TOTAL (8)
REQUIREMENTS							
53 8010 DEPENDENT CARE-OP TFR	322	98	98	0	98	0	98
TOTAL INTRAGOVERNMENTAL TRANSACT	322	98	98	0	98	0	98
TOTAL REQUIREMENTS	18,042,276	17,925,114	17,921,561	-8,726	17,912,835	-8,726	17,912,835
ESTIMATED RECEIPTS							
43 4320 SALE OF SURPLUS PROPERTY	273	0	0	0	0	0	0
43 7300 INDIRECT(OVERHD) COST RE	0	38,781	38,781	0	38,781	0	38,781
53 88AD STATE ADMIN EXPENSE	3,557	231	231	0	231	0	231
53 88AJ IMMUNIZATION PROGRAM	2,078	0	0	0	0	0	0
53 88AM SYS DEV FOR CHILD/ADOL	63,777	117,007	117,007	-9,752	107,255	-9,752	107,255
53 88AP MCH BLOCK GRANT	9,924,098	9,860,264	9,860,264	1,730	9,861,994	1,730	9,861,994
53 88CB WIC NUTRITION	9,857	7,399	7,399	0	7,399	0	7,399
53 88DE GENETIC SERVICES-GENOMIC	6,061	66,299	66,299	0	66,299	0	66,299
53 885C EARLY INTERVENTION GRANT	-633	0	0	0	0	0	0
TOTAL RECEIPTS	10,009,068	10,089,981	10,089,981	-8,022	10,081,959	-8,022	10,081,959
NET APPROPRIATION	8,033,208	7,835,133	7,831,580	-704	7,830,876	-704	7,830,876

FUND DETAIL

4430 -  
 14430 DHHS - Division of Public Health  
 1511 Women's Health

DESCRIPTION (1)	2001-2002 ACTUAL (2)	CERTIFIED (3)	2002-2003 AUTHORIZED (4)	INCR/DECR (5)	2003-2004 TOTAL (6)	INCR/DECR (7)	2004-2005 TOTAL (8)
REQUIREMENTS							
53 1211 SPA-REG SALARIES-APPR	277,214	268,083	269,147	0	269,147	0	269,147
53 1212 SPA-REG SALARIES-RECPT	960,823	1,075,381	1,075,381	0	1,075,381	0	1,075,381
53 1213 SPA-REG SALARIES-UNDESIG	536,991	608,454	608,454	0	608,454	0	608,454
53 1412 OT PAY - RECEIPTS	1	0	0	0	0	0	0
53 1422 HOLIDAY PAY - RECEIPTS	116	0	0	0	0	0	0
53 1453 DUAL EMPLOY WAGES UN	4,000	0	0	0	0	0	0
53 1461 EPA&SPA-LONGVTY PAY-APPR	5,518	6,603	6,603	-663	5,940	-663	5,940
53 1462 EPA&SPA-LONGVTY PAY-REC	16,484	7,870	7,870	10,493	18,363	10,493	18,363
53 1463 EPA&SPA-LONGVTY PAY-UNDE	12,573	24,249	24,249	-7,425	16,824	-7,425	16,824
53 1511 SOCIAL SEC CONTRIB-APPRO	19,460	18,861	18,942	1,648	20,590	1,648	20,590
53 1512 SOCIAL SEC CONTRIB-RECPT	71,041	79,363	79,363	-145	79,218	-145	79,218
53 1513 SOCIAL SEC CONTRIB-UNDES	40,819	51,634	51,634	-3,232	48,402	-3,232	48,402
53 1521 REG RETIRE CONTRIB-APPRO	14,010	8,282	8,335	0	8,335	0	8,335
53 1522 REG RETIRE CONTRIB-RECPT	46,298	29,657	29,657	1,720	31,377	1,720	31,377
53 1523 REG RETIRE CONTRIB-UNDES	27,380	18,946	18,946	225	19,171	225	19,171
53 1561 MED INS CONTRIB-APPRO	16,392	16,223	16,223	55	16,278	55	16,278
53 1562 MED INS CONTRIB-RECPTS	59,430	41,275	41,275	29,117	70,392	29,117	70,392
53 1563 MED INS CONTRIB-UNDESIGN	27,906	36,340	36,340	-1,144	35,196	-1,144	35,196
53 1625 ST DISABILITY PMT	-7,376	0	0	0	0	0	0
53 1651 COMPENSATION TO BOARD ME	855	8,405	8,405	0	8,405	0	8,405
<b>TOTAL PERSONAL SERVICES</b>	<b>2,129,935</b>	<b>2,299,626</b>	<b>2,300,824</b>	<b>30,649</b>	<b>2,331,473</b>	<b>30,649</b>	<b>2,331,473</b>
53 2140 INFORMATN TECHNOLOGY SVC	827	2,500	2,500	0	2,500	0	2,500
53 2170 ADMIN SVC-PROF TEST SVC	38,354	33,701	33,701	0	33,701	0	33,701
53 2181 WRKSHOP/CONF EXP-FOOD SE	9,740	25,170	25,170	0	25,170	0	25,170
53 2191 DUAL EMP PAY TO AGENCY	0	810	810	0	810	0	810
53 2192 HONORARIUMS	3,540	18,845	18,845	0	18,845	0	18,845
53 2199 MISC CONTRACTUAL SERVICE	3,701	25,600	25,600	0	25,600	0	25,600
53 2200 UTILITY/ENERGY SERVICES	538	0	1,150	0	1,150	0	1,150
53 2300 REPAIR SERVICES	17	2,170	1,670	0	1,670	0	1,670
53 2400 MAINTENANCE AGREEMENTS	5,564	13,070	13,070	0	13,070	0	13,070
53 2500 RENTALS/LEASES	69,375	105,574	113,974	248	114,222	496	114,470
53 2700 TRAVEL & OTHER EMP EXP	38,164	137,575	140,130	0	140,130	0	140,130
53 2800 COMMUN. & DATA PROCESS	129,230	135,533	147,733	0	147,733	0	147,733
53 2900 OTHER SERVICES	8,674	15,899	17,979	0	17,979	0	17,979
<b>TOTAL PURCHASED SERVICES</b>	<b>307,724</b>	<b>516,447</b>	<b>542,332</b>	<b>248</b>	<b>542,580</b>	<b>496</b>	<b>542,828</b>
53 3100 GENERAL ADMIN SUPPLIES	18,638	33,157	32,767	0	32,767	0	32,767
53 3700 RES/DEV & EDUC SUPPLIES	117,848	83,419	64,064	0	64,064	0	64,064

FUND DETAIL

4430 -  
 14430 DHHS - Division of Public Health  
 1511 Women's Health

DESCRIPTION (1)	2001-2002 ACTUAL (2)	CERTIFIED (3)	2002-2003 AUTHORIZED (4)	INCR/DECR (5)	2003-2004 TOTAL (6)	INCR/DECR (7)	2004-2005 TOTAL (8)
REQUIREMENTS							
53 3900 OTHER MATERIALS & SUPP	60	2,050	1,660	0	1,660	0	1,660
TOTAL SUPPLIES	136,546	118,626	98,491	0	98,491	0	98,491
53 4500 EQUIPMENT	1,814	32,251	26,501	0	26,501	0	26,501
53 4600 ART, OTHER ARTIF & LITER	0	3,638	3,638	0	3,638	0	3,638
53 4700 INTANGIBLE ASSETS	0	825	825	0	825	0	825
TOTAL PROPERTY, PLANT & EQUIPMT	1,814	36,714	30,964	0	30,964	0	30,964
53 5600 ASSETS & OTHER ADJUSTME	0	188,554	188,554	0	188,554	0	188,554
53 5800 OTHER ADM EXPENSES	4,389	8,595	8,595	0	8,595	0	8,595
53 5900 OTHER EXPENSES	0	18,639	18,639	0	18,639	0	18,639
TOTAL OTHER EXPENSES & ADJUSTMEN	4,389	215,788	215,788	0	215,788	0	215,788
53 6603 HEALTHY START FOUNDATION	0	250,000	250,000	-250,000	0	-250,000	0
53 6929 OTHER CONT/GRT-ED-INST	1,315,619	1,771,422	1,771,422	0	1,771,422	0	1,771,422
53 6961 AID TO COUNTIES	9,311,011	9,537,635	9,537,635	-741,800	8,795,835	-741,800	8,795,835
53 6989 OTHER CONTRACTS/GRANTS	6,104,966	5,696,591	5,696,591	-743,200	4,953,391	-743,200	4,953,391
TOTAL AID & PUBLIC ASSISTANCE	16,731,596	17,255,648	17,255,648	-1,735,000	15,520,648	-1,735,000	15,520,648
53 8010 DEPENDENT CARE-OP TFR	1,502	0	0	0	0	0	0
53 81J1 TR TO 1440 DDS	190,114	246,870	246,870	0	246,870	0	246,870
53 819M TRANS TO DPI B/C 13510	1,151,876	1,151,876	1,151,876	0	1,151,876	0	1,151,876
53 8990 TRANS TO SUBSEQUENT YEAR	116,802	0	0	0	0	0	0
TOTAL INTRAGOVERNMENTAL TRANSACT	1,460,294	1,398,746	1,398,746	0	1,398,746	0	1,398,746
TOTAL REQUIREMENTS	20,772,298	21,841,595	21,842,793	-1,704,103	20,138,690	-1,703,855	20,138,938

FUND DETAIL

4430 -  
 14430 DHHS - Division of Public Health  
 1511 Women's Health

DESCRIPTION (1)	2001-2002 ACTUAL (2)	CERTIFIED (3)	2002-2003 AUTHORIZED (4)	INCR/DECR (5)	2003-2004 TOTAL (6)	INCR/DECR (7)	2004-2005 TOTAL (8)
ESTIMATED RECEIPTS							
43 2465 ASSOC MAT & CHLD HLTH PR	1,238	0	0	0	0	0	0
43 2996 PROVIDER MATCH	342,757	1,095,644	1,095,644	0	1,095,644	0	1,095,644
43 5600 REGISTRATION FEES	105	0	0	0	0	0	0
43 7300 INDIRECT(OVERHD) COST RE	0	188,554	188,554	0	188,554	0	188,554
43 7995 OTHER MISC REVENUE-GNRL	0	0	0	28,243	28,243	28,243	28,243
53 8220 REIMB-DUAL EMPLOYMENT	4,306	0	0	0	0	0	0
53 8370 DMA-ADMIN MATCH	26,259	0	0	0	0	0	0
53 88AK TITLE X FAMILY PLANNING	6,076,606	6,020,687	6,020,687	7,990	6,028,677	8,114	6,028,801
53 88AP MCH BLOCK GRANT	572,503	1,334,879	1,334,879	398	1,335,277	398	1,335,277
53 88BK PREVENTIVE HEALTH BLOCK	0	704	704	0	704	0	704
53 88CE HEALTHY START/BABY LOVE	456,145	1,412,471	1,412,471	797	1,413,268	797	1,413,268
53 88CF ABSTINENCE ED./BLOCK GR	1,151,876	1,151,876	1,151,876	0	1,151,876	0	1,151,876
53 88CS TRIAD BABY LOVE	663,521	1,149,761	1,149,761	731	1,150,492	731	1,150,492
53 88CT HEALTHY START NORTHEAST	10,000	0	0	0	0	0	0
53 88DA HS/ELIM DISP PERINATAL	479,482	493,069	493,069	0	493,069	0	493,069
53 88FA FAMILY VIOLENCE GRANT	0	162,499	162,499	0	162,499	0	162,499
53 885B SAPT BLOCK GRANT	37,779	37,779	37,779	0	37,779	0	37,779
53 886C MEDICAID ADMIN. & TRNG.	903,139	1,404,195	1,404,195	-3,680	1,400,515	-3,680	1,400,515
53 888K TANF FUNDS	3,764,287	0	0	0	0	0	0
43 8990 TRANSFER FROM PRIOR YEAR	252,472	0	0	0	0	0	0
TOTAL RECEIPTS	14,742,475	14,452,118	14,452,118	34,479	14,486,597	34,603	14,486,721
NET APPROPRIATION	6,029,823	7,389,477	7,390,675	-1,738,582	5,652,093	-1,738,458	5,652,217

FUND DETAIL

4430 -  
 14430 DHHS - Division of Public Health  
 1515 Developmental Evaluation Centers

DESCRIPTION (1)	2001-2002 ACTUAL (2)	CERTIFIED (3)	2002-2003 AUTHORIZED (4)	INCR/DECR (5)	2003-2004 TOTAL (6)	INCR/DECR (7)	2004-2005 TOTAL (8)
REQUIREMENTS							
53 1211 SPA-REG SALARIES-APPR	13,419,126	14,179,618	14,199,422	0	14,199,422	0	14,199,422
53 1212 SPA-REG SALARIES-RECPT	796,667	1,050,893	1,050,893	0	1,050,893	0	1,050,893
53 1451 DUAL EMPL WAGES - APPRO	7,534	0	0	0	0	0	0
53 1452 DUAL EMPLOYMENT	1,637	0	0	0	0	0	0
53 1461 EPA&SPA-LONGVTY PAY-APPR	234,524	172,050	224,696	5,050	229,746	5,050	229,746
53 1462 EPA&SPA-LONGVTY PAY-REC	8,653	1,809	1,809	-1,809	0	-1,809	0
53 1511 SOCIAL SEC CONTRIB-APPRO	994,808	1,101,336	1,102,851	-36,351	1,066,500	-36,351	1,066,500
53 1512 SOCIAL SEC CONTRIB-RECPT	59,834	72,968	72,968	2,640	75,608	2,640	75,608
53 1521 REG RETIRE CONTRIB-APPRO	667,137	488,440	437,206	0	437,206	0	437,206
53 1522 REG RETIRE CONTRIB-RECPT	37,710	29,892	29,892	55	29,947	55	29,947
53 1561 MED INS CONTRIB-APPRO	813,801	978,527	978,527	-46,273	932,254	-46,273	932,254
53 1562 MED INS CONTRIB-RECPTS	54,440	63,228	63,228	9,716	72,944	9,716	72,944
53 1572 UNEMP COMP PAYMNTS TO ES	1,305	3,729	3,729	0	3,729	0	3,729
53 1625 ST DISABILITY PMT	54,630	0	0	0	0	0	0
53 1631 WRKER COMP-MED PAYMENTS	871	0	0	0	0	0	0
TOTAL PERSONAL SERVICES	17,152,677	18,142,490	18,165,221	-66,972	18,098,249	-66,972	18,098,249
53 2170 ADMIN SVC-PROF TEST SVC	555,212	132,772	132,772	0	132,772	0	132,772
53 2181 WRKSHOP/CONF EXP-FOOD SE	222	1,350	1,350	0	1,350	0	1,350
53 2184 JANITORIAL SER AGREEMENT	38,382	38,267	38,267	0	38,267	0	38,267
53 2187 PEST CONTROL SERVICES	0	600	600	0	600	0	600
53 2192 HONORARIUMS	0	500	500	0	500	0	500
53 2199 MISC CONTRACTUAL SERVICE	140,826	46,722	46,722	0	46,722	0	46,722
53 2200 UTILITY/ENERGY SERVICES	67,459	77,947	77,947	1,967	79,914	4,013	81,960
53 2300 REPAIR SERVICES	18,072	23,132	27,137	0	27,137	0	27,137
53 2400 MAINTENANCE AGREEMENTS	49,554	58,118	64,235	0	64,235	0	64,235
53 2500 RENTALS/LEASES	1,508,614	1,477,150	1,472,830	39,622	1,512,452	131,431	1,604,261
53 2700 TRAVEL & OTHER EMP EXP	82,678	119,720	114,000	0	114,000	0	114,000
53 2800 COMMUN. & DATA PROCESS	356,739	426,772	426,913	0	426,913	0	426,913
53 2900 OTHER SERVICES	46,778	33,650	29,445	0	29,445	0	29,445
TOTAL PURCHASED SERVICES	2,864,536	2,436,700	2,432,718	41,589	2,474,307	135,444	2,568,162
53 3100 GENERAL ADMIN SUPPLIES	138,303	90,355	89,814	0	89,814	0	89,814
53 3200 FACILITY & HARDWARE SUPP	1,577	1,300	1,668	0	1,668	0	1,668
53 3300 VEHICLE/EQUIP OPER SUPP	655	0	0	0	0	0	0
53 3400 FOOD & DIETARY SUPPLIES	352	820	820	16	836	39	859
53 3500 CLOTHING & RECREAT SUPP	15	20	20	0	20	0	20
53 3600 DRUGS/PHARMACEUTICAL SU	2,393	3,550	3,550	212	3,762	438	3,988
53 3700 RES/DEV & EDUC SUPPLIES	135,802	91,659	95,005	412	95,417	799	95,804



FUND DETAIL

4430 -  
 14430 DHHS - Division of Public Health  
 1515 Developmental Evaluation Centers

DESCRIPTION (1)	2001-2002 ACTUAL (2)	CERTIFIED (3)	2002-2003 AUTHORIZED (4)	INCR/DECR (5)	2003-2004 TOTAL (6)	INCR/DECR (7)	2004-2005 TOTAL (8)
REQUIREMENTS							
53 3900 OTHER MATERIALS & SUPP	12,090	20,230	19,134	0	19,134	0	19,134
TOTAL SUPPLIES	291,187	207,934	210,011	640	210,651	1,276	211,287
53 4200 LEGAL AND RECORDING FEES	10	0	0	0	0	0	0
53 4500 EQUIPMENT	53,085	31,253	31,256	0	31,256	0	31,256
53 4600 ART, OTHER ARTIF & LITER	1,307	1,200	1,807	0	1,807	0	1,807
53 4700 INTANGIBLE ASSETS	15,124	16,371	17,824	0	17,824	0	17,824
TOTAL PROPERTY, PLANT & EQUIPMT	69,526	48,824	50,887	0	50,887	0	50,887
53 5100 LEGAL, LICENSES & PERMIT	1,059	0	0	0	0	0	0
53 5800 OTHER ADM EXPENSES	5,368	4,932	4,774	0	4,774	0	4,774
53 5900 OTHER EXPENSES	12,559	8,700	8,700	0	8,700	0	8,700
TOTAL OTHER EXPENSES & ADJUSTMEN	18,986	13,632	13,474	0	13,474	0	13,474
53 6929 OTHER CONT/GRT-ED-INST	4,172,484	4,053,219	4,053,219	0	4,053,219	0	4,053,219
53 6961 AID TO COUNTIES	854,577	0	0	0	0	0	0
53 6989 OTHER CONTRACTS/GRANTS	1,082,169	1,720,638	1,720,638	0	1,720,638	0	1,720,638
TOTAL AID & PUBLIC ASSISTANCE	6,109,230	5,773,857	5,773,857	0	5,773,857	0	5,773,857
53 8010 DEPENDENT CARE-OP TFR	13,670	0	0	0	0	0	0
53 8990 TRANS TO SUBSEQUENT YEAR	1,673,335	0	0	0	0	0	0
TOTAL INTRAGOVERNMENTAL TRANSACT	1,687,005	0	0	0	0	0	0
TOTAL REQUIREMENTS	28,193,147	26,623,437	26,646,168	-24,743	26,621,425	69,748	26,715,916
ESTIMATED RECEIPTS							
43 4200 HOSPITAL & MEDICAL SALES	504,186	334,771	334,771	0	334,771	0	334,771
43 4320 SALE OF SURPLUS PROPERTY	665	0	0	0	0	0	0
43 7990 OTHER MISC REV-PROGRAM	13,265	0	0	0	0	0	0
43 7992 IMP/PETTY CASH RE-DEPOSI	850	850	850	0	850	0	850
43 7995 OTHER MISC REVENUE-GNRL	0	0	0	12,411	12,411	12,411	12,411
53 8220 REIMB-DUAL EMPLOYMENT	8,294	0	0	0	0	0	0
53 8340 DIASTER RELIEF RES-	1,577	0	0	0	0	0	0

FUND DETAIL

4430 -  
 14430 DHHS - Division of Public Health  
 1515 Developmental Evaluation Centers

DESCRIPTION (1)	2001-2002 ACTUAL (2)	CERTIFIED (3)	2002-2003 AUTHORIZED (4)	INCR/DECR (5)	2003-2004 TOTAL (6)	INCR/DECR (7)	2004-2005 TOTAL (8)
ESTIMATED RECEIPTS							
53 8341 PART-CHILD CUMB SMART ST	67,521	0	0	0	0	0	0
53 8342 DIS DETER-MED RED COPYIN	1,887	0	0	0	0	0	0
53 8343 CATAWBA MH REIMBURSEMENT	20,000	0	0	0	0	0	0
53 8365 UNC TELABILITY PRO FAY	4,396	0	0	0	0	0	0
53 8372 MEDICAID MAXIMIZATION	8,555,635	3,692,476	3,692,476	0	3,692,476	0	3,692,476
53 8375 DMA MEDICAID TITLE XIX	3,917,188	4,024,523	4,024,523	0	4,024,523	0	4,024,523
53 885C EARLY INTERVENTION GRANT	1,291,679	2,894,165	2,894,165	-1,809	2,892,356	-1,809	2,892,356
43 8991 PRIOR YEAR ENCUMBRANCE	539,460	0	0	0	0	0	0
TOTAL RECEIPTS	14,926,603	10,946,785	10,946,785	10,602	10,957,387	10,602	10,957,387
NET APPROPRIATION	13,266,544	15,676,652	15,699,383	-35,345	15,664,038	59,146	15,758,529

FUND DETAIL

4430 -  
 14430 DHHS - Division of Public Health  
 1516 Early Intervention

DESCRIPTION (1)	2001-2002 ACTUAL (2)	CERTIFIED (3)	2002-2003 AUTHORIZED (4)	INCR/DECR (5)	2003-2004 TOTAL (6)	INCR/DECR (7)	2004-2005 TOTAL (8)
REQUIREMENTS							
53 1211 SPA-REG SALARIES-APPR	263,259	251,122	234,214	0	234,214	0	234,214
53 1212 SPA-REG SALARIES-RECPT	402,558	539,107	539,107	0	539,107	0	539,107
53 1251 SPA-TEACH SALARIES-APPRO	15,509	34,464	34,464	0	34,464	0	34,464
53 1451 DUAL EMPL WAGES - APPR	3,708	0	0	0	0	0	0
53 1461 EPA&SPA-LONGVTY PAY-APPR	7,352	4,259	4,259	2,390	6,649	2,390	6,649
53 1462 EPA&SPA-LONGVTY PAY-REC	7,520	8,616	8,616	2,575	11,191	2,575	11,191
53 1511 SOCIAL SEC CONTRIB-APPRO	21,544	22,166	20,873	-319	20,554	-319	20,554
53 1512 SOCIAL SEC CONTRIB-RECPT	30,573	39,414	39,414	1,021	40,435	1,021	40,435
53 1521 REG RETIRE CONTRIB-APPRO	14,271	10,204	9,359	0	9,359	0	9,359
53 1522 REG RETIRE CONTRIB-RECPT	20,642	16,093	16,093	-78	16,015	-78	16,015
53 1561 MED INS CONTRIB-APPRO	14,700	27,358	27,358	-3,894	23,464	-3,894	23,464
53 1562 MED INS CONTRIB-RECPTS	23,893	31,576	31,576	3,620	35,196	3,620	35,196
53 1631 WRKER COMP-MED PAYMENTS	6,686	0	0	0	0	0	0
TOTAL PERSONAL SERVICES	832,215	984,379	965,333	5,315	970,648	5,315	970,648
53 2170 ADMIN SVC-PROF TEST SVC	43,490	129,046	129,046	0	129,046	0	129,046
53 2181 WRKSHOP/CONF EXP-FOOD SE	1,360	0	0	0	0	0	0
53 2184 JANITORIAL SER AGREEMENT	2,520	0	0	0	0	0	0
53 2199 MISC CONTRACTUAL SERVICE	635,519	397,033	397,033	0	397,033	0	397,033
53 2400 MAINTENANCE AGREEMENTS	6,750	5,000	5,000	0	5,000	0	5,000
53 2500 RENTALS/LEASES	18,603	2,000	2,000	0	2,000	0	2,000
53 2700 TRAVEL & OTHER EMP EXP	68,895	83,421	83,421	0	83,421	0	83,421
53 2800 COMMUN. & DATA PROCESS	13,600	51,145	51,145	0	51,145	0	51,145
53 2900 OTHER SERVICES	23,203	2,743	2,743	0	2,743	0	2,743
TOTAL PURCHASED SERVICES	813,940	670,388	670,388	0	670,388	0	670,388
53 3100 GENERAL ADMIN SUPPLIES	18,578	19,705	19,705	0	19,705	0	19,705
53 3200 FACILITY & HARDWARE SUPP	1,758	300	300	0	300	0	300
53 3300 VEHICLE/EQUIP OPER SUPP	10	0	0	0	0	0	0
53 3400 FOOD & DIETARY SUPPLIES	52	0	0	0	0	0	0
53 3700 RES/DEV & EDUC SUPPLIES	33,695	89,011	89,011	0	89,011	0	89,011
53 3900 OTHER MATERIALS & SUPP	431	0	0	0	0	0	0
TOTAL SUPPLIES	54,524	109,016	109,016	0	109,016	0	109,016
53 4500 EQUIPMENT	64,605	73,700	73,700	0	73,700	0	73,700
53 4600 ART, OTHER ARTIF & LITER	8,637	4,700	4,700	0	4,700	0	4,700
53 4700 INTANGIBLE ASSETS	36,728	1,505	1,505	0	1,505	0	1,505
TOTAL PROPERTY, PLANT & EQUIPMT	109,970	79,905	79,905	0	79,905	0	79,905

FUND DETAIL

4430 -  
 14430 DHHS - Division of Public Health  
 1516 Early Intervention

DESCRIPTION (1)	2001-2002 ACTUAL (2)	CERTIFIED (3)	2002-2003 AUTHORIZED (4)	INCR/DECR (5)	2003-2004 TOTAL (6)	INCR/DECR (7)	2004-2005 TOTAL (8)
REQUIREMENTS							
53 5800 OTHER ADM EXPENSES	3,210	4,450	4,450	0	4,450	0	4,450
53 5900 OTHER EXPENSES	0	1,100	1,100	0	1,100	0	1,100
TOTAL OTHER EXPENSES & ADJUSTMEN	3,210	5,550	5,550	0	5,550	0	5,550
53 6880 INCENTIVE SCHOLARSHIPS	2,049	0	0	0	0	0	0
53 6929 OTHER CONT/GRT-ED-INST	0	979,687	979,687	0	979,687	0	979,687
53 6968 OTHER CONTRACTS/GRANTS	758,966	297,029	297,029	0	297,029	0	297,029
53 6989 OTHER CONTRACTS/GRANTS	19,329	111,660	111,660	0	111,660	0	111,660
TOTAL AID & PUBLIC ASSISTANCE	780,344	1,388,376	1,388,376	0	1,388,376	0	1,388,376
53 7149 RESERVES FOR THE DECS	0	16,034	16,034	0	16,034	0	16,034
TOTAL RESERVES	0	16,034	16,034	0	16,034	0	16,034
53 8010 DEPENDENT CARE-OP TFR	447	0	0	0	0	0	0
53 81D1 TRANSFER TO CODE 14410	0	34,369	34,369	0	34,369	0	34,369
53 81P1 TRANSFER TO DMH 14460	12,698,276	12,698,276	12,698,276	0	12,698,276	0	12,698,276
TOTAL INTRAGOVERNMENTAL TRANSACT	12,698,723	12,732,645	12,732,645	0	12,732,645	0	12,732,645
TOTAL REQUIREMENTS	15,292,926	15,986,293	15,967,247	5,315	15,972,562	5,315	15,972,562
ESTIMATED RECEIPTS							
43 7995 OTHER MISC REVENUE-GNRL	0	0	0	4,563	4,563	4,563	4,563
53 8220 REIMB-DUAL EMPLOYMENT	3,992	0	0	0	0	0	0
53 882H CHILD CARE & DEV.FUNDS/D	0	300,000	300,000	0	300,000	0	300,000
53 885C EARLY INTERVENTION GRANT	1,993,370	2,532,179	2,532,179	2,575	2,534,754	2,575	2,534,754
TOTAL RECEIPTS	1,997,362	2,832,179	2,832,179	7,138	2,839,317	7,138	2,839,317

FUND DETAIL

4430 -  
 14430 DHHS - Division of Public Health  
 1516 Early Intervention

DESCRIPTION (1)	2001-2002 ACTUAL (2)	CERTIFIED (3)	2002-2003 AUTHORIZED (4)	INCR/DECR (5)	2003-2004 TOTAL (6)	INCR/DECR (7)	2004-2005 TOTAL (8)
-----							
NET APPROPRIATION	13,295,564	13,154,114	13,135,068	-1,823	13,133,245	-1,823	13,133,245

FUND DETAIL

4430 -  
 14430 DHHS - Division of Public Health  
 1520 Sickle Cell and Genetic Counseling

DESCRIPTION (1)	2001-2002 ACTUAL (2)	CERTIFIED (3)	2002-2003 AUTHORIZED (4)	INCR/DECR (5)	2003-2004 TOTAL (6)	INCR/DECR (7)	2004-2005 TOTAL (8)
REQUIREMENTS							
53 1211 SPA-REG SALARIES-APPR	319,428	215,933	226,034	0	226,034	0	226,034
53 1212 SPA-REG SALARIES-RECPT	254,583	293,598	293,598	0	293,598	0	293,598
53 1213 SPA-REG SALARIES-UNDESIG	248,822	419,179	419,179	0	419,179	0	419,179
53 1461 EPA&SPA-LONGVTY PAY-APPR	4,505	2,101	2,101	-1,265	836	-1,265	836
53 1462 EPA&SPA-LONGVTY PAY-REC	2,810	0	0	730	730	730	730
53 1463 EPA&SPA-LONGVTY PAY-UNDE	8,207	9,848	9,848	3,287	13,135	3,287	13,135
53 1511 SOCIAL SEC CONTRIB-APPRO	23,206	16,681	17,454	-162	17,292	-162	17,292
53 1512 SOCIAL SEC CONTRIB-RECPT	19,465	21,845	21,845	-4,553	17,292	-4,553	17,292
53 1513 SOCIAL SEC CONTRIB-UNDES	19,642	32,725	32,725	0	32,725	0	32,725
53 1521 REG RETIRE CONTRIB-APPRO	16,104	6,241	6,874	0	6,874	0	6,874
53 1522 REG RETIRE CONTRIB-RECPT	12,355	8,674	8,674	-1,825	6,849	-1,825	6,849
53 1523 REG RETIRE CONTRIB-UNDES	12,851	13,061	13,061	-99	12,962	-99	12,962
53 1561 MED INS CONTRIB-APPRO	20,386	17,597	17,597	1	17,598	1	17,598
53 1562 MED INS CONTRIB-RECPTS	16,653	19,009	19,009	1,522	20,531	1,522	20,531
53 1563 MED INS CONTRIB-UNDESIGN	17,330	29,332	29,332	-2	29,330	-2	29,330
TOTAL PERSONAL SERVICES	996,347	1,105,824	1,117,331	-2,366	1,114,965	-2,366	1,114,965
53 2140 INFORMATN TECHNOLOGY SVC	0	100,000	100,000	0	100,000	0	100,000
53 2170 ADMIN SVC-PROF TEST SVC	7,047	26,000	26,000	0	26,000	0	26,000
53 2181 WRKSHOP/CONF EXP-FOOD SE	1,063	1,500	1,500	0	1,500	0	1,500
53 2192 HONORARIUMS	650	0	0	0	0	0	0
53 2199 MISC CONTRACTUAL SERVICE	570	3,200	3,200	0	3,200	0	3,200
53 2200 UTILITY/ENERGY SERVICES	397	0	435	13	448	28	463
53 2300 REPAIR SERVICES	0	500	500	0	500	0	500
53 2400 MAINTENANCE AGREEMENTS	2,111	4,510	4,710	0	4,710	0	4,710
53 2500 RENTALS/LEASES	26,443	47,004	51,704	186	51,890	371	52,075
53 2700 TRAVEL & OTHER EMP EXP	27,356	70,212	68,462	0	68,462	0	68,462
53 2800 COMMUN. & DATA PROCESS	18,334	73,215	69,555	0	69,555	0	69,555
53 2900 OTHER SERVICES	829	8,653	8,653	0	8,653	0	8,653
TOTAL PURCHASED SERVICES	84,800	334,794	334,719	199	334,918	399	335,118
53 3100 GENERAL ADMIN SUPPLIES	4,664	17,571	17,571	0	17,571	0	17,571
53 3700 RES/DEV & EDUC SUPPLIES	9,037	7,170	7,170	0	7,170	0	7,170
53 3900 OTHER MATERIALS & SUPP	6,127	23,588	23,588	0	23,588	0	23,588
TOTAL SUPPLIES	19,828	48,329	48,329	0	48,329	0	48,329
53 4500 EQUIPMENT	6,867	12,404	12,404	0	12,404	0	12,404
53 4700 INTANGIBLE ASSETS	0	13,550	13,550	0	13,550	0	13,550

FUND DETAIL

4430 -  
 14430 DHHS - Division of Public Health  
 1520 Sickle Cell and Genetic Counseling

DESCRIPTION (1)	2001-2002 ACTUAL (2)	CERTIFIED (3)	2002-2003 AUTHORIZED (4)	INCR/DECR (5)	2003-2004 TOTAL (6)	INCR/DECR (7)	2004-2005 TOTAL (8)
REQUIREMENTS							
-----							
TOTAL PROPERTY, PLANT & EQUIPMT	6,867	25,954	25,954	0	25,954	0	25,954
53 5600 ASSETS & OTHER ADJUSTME	0	54,575	54,575	0	54,575	0	54,575
53 5800 OTHER ADM EXPENSES	50	1,000	1,075	0	1,075	0	1,075
53 5900 OTHER EXPENSES	0	160	160	0	160	0	160
TOTAL OTHER EXPENSES & ADJUSTMEN	50	55,735	55,810	0	55,810	0	55,810
53 6140 HOSPITALIZATION-INPAT	291,491	266,972	266,972	9,344	276,316	9,611	276,583
53 6150 HOSP-OUTPATIENT	174,849	76,629	76,629	2,682	79,311	2,759	79,388
53 6161 APPLIANCES	4,725	16,247	16,247	577	16,824	570	16,817
53 6163 PHYSICIANS	74,886	56,782	56,782	1,703	58,485	1,703	58,485
53 6164 OTHER PROFESSIONALS	1,653	6,289	6,289	189	6,478	189	6,478
53 6165 PHARMACEUTICALS	352,890	239,843	239,843	14,391	254,234	29,741	269,584
53 6174 PATIENT SUPPLIES	12,343	15,500	15,500	775	16,275	1,504	17,004
53 6929 OTHER CONT/GRT-ED-INST	2,221,259	2,859,099	2,902,170	0	2,902,170	0	2,902,170
53 6961 AID TO COUNTIES	12,050	12,050	12,050	0	12,050	0	12,050
53 6989 OTHER CONTRACTS/GRANTS	1,697,883	1,858,860	1,858,860	0	1,858,860	0	1,858,860
TOTAL AID & PUBLIC ASSISTANCE	4,844,029	5,408,271	5,451,342	29,661	5,481,003	46,077	5,497,419
53 8010 DEPENDENT CARE-OP TFR	679	100	100	0	100	0	100
53 8990 TRANS TO SUBSEQUENT YEAR	183,026	0	0	0	0	0	0
TOTAL INTRAGOVERNMENTAL TRANSACT	183,705	100	100	0	100	0	100
TOTAL REQUIREMENTS	6,135,626	6,979,007	7,033,585	27,494	7,061,079	44,110	7,077,695
-----							
ESTIMATED RECEIPTS							
-----							
43 2435 R GRAHAM - GENETIC HLTH	24,601	41,617	41,617	0	41,617	0	41,617
43 4320 SALE OF SURPLUS PROPERTY	13	0	0	0	0	0	0
43 7300 INDIRECT(OVERHD) COST RE	0	54,575	54,575	0	54,575	0	54,575
43 8145 TRF. FROM U.N.C CHAPEL H	0	52,997	52,997	-4,871	48,126	-4,871	48,126
43 8185 TR FR UNC-CTR FOR NURSE	0	704	704	0	704	0	704
43 819Z TRANSFER FROM UNC	28,117	0	0	0	0	0	0
53 88AP MCH BLOCK GRANT	254,555	464,838	507,909	730	508,639	730	508,639
53 886C MEDICAID ADMIN. & TRNG.	46,028	172,049	172,049	493	172,542	493	172,542

FUND DETAIL

4430 -  
 14430 DHHS - Division of Public Health  
 1520 Sickle Cell and Genetic Counseling

DESCRIPTION (1)	2001-2002 ACTUAL (2)	CERTIFIED (3)	2002-2003 AUTHORIZED (4)	INCR/DECR (5)	2003-2004 TOTAL (6)	INCR/DECR (7)	2004-2005 TOTAL (8)
ESTIMATED RECEIPTS							
53 887Q SOCIAL SVCS. BLOCK GRNT	84,154	0	0	0	0	0	0
43 8990 TRANSFER FROM PRIOR YEAR	158,871	0	0	0	0	0	0
TOTAL RECEIPTS	596,339	786,780	829,851	-3,648	826,203	-3,648	826,203
NET APPROPRIATION	5,539,287	6,192,227	6,203,734	31,142	6,234,876	47,758	6,251,492



FUND DETAIL

4430 -  
 14430 DHHS - Division of Public Health  
 1531 Special Needs Children

DESCRIPTION (1)	2001-2002 ACTUAL (2)	CERTIFIED (3)	2002-2003 AUTHORIZED (4)	INCR/DECR (5)	2003-2004 TOTAL (6)	INCR/DECR (7)	2004-2005 TOTAL (8)
REQUIREMENTS							
53 1211 SPA-REG SALARIES-APPR	962,088	434,757	433,898	0	433,898	0	433,898
53 1212 SPA-REG SALARIES-RECPT	688,605	809,418	809,418	0	809,418	0	809,418
53 1213 SPA-REG SALARIES-UNDESIG	217,637	891,173	891,173	0	891,173	0	891,173
53 1452 DUAL EMPLOYMENT	500	0	0	0	0	0	0
53 1461 EPA&SPA-LONGVTY PAY-APPR	22,368	16,621	16,621	-15,738	883	-15,738	883
53 1462 EPA&SPA-LONGVTY PAY-REC	14,653	1,511	1,511	187	1,698	187	1,698
53 1463 EPA&SPA-LONGVTY PAY-UNDE	2,656	3,094	3,094	28,382	31,476	28,382	31,476
53 1511 SOCIAL SEC CONTRIB-APPRO	71,175	31,570	32,442	751	33,193	751	33,193
53 1512 SOCIAL SEC CONTRIB-RECPT	51,699	61,508	61,508	22	61,530	22	61,530
53 1513 SOCIAL SEC CONTRIB-UNDES	16,250	68,479	68,479	-1,072	67,407	-1,072	67,407
53 1521 REG RETIRE CONTRIB-APPRO	44,513	12,723	13,165	0	13,165	0	13,165
53 1522 REG RETIRE CONTRIB-RECPT	33,816	43,390	43,390	-6	43,384	-6	43,384
53 1523 REG RETIRE CONTRIB-UNDES	10,901	27,558	27,558	-860	26,698	-860	26,698
53 1561 MED INS CONTRIB-APPRO	48,950	23,183	23,183	4,094	27,277	4,094	27,277
53 1562 MED INS CONTRIB-RECPTS	38,852	40,489	40,489	11,396	51,885	11,396	51,885
53 1563 MED INS CONTRIB-UNDESIGN	16,987	57,018	57,018	-1,291	55,727	-1,291	55,727
53 1625 ST DISABILITY PMT	2,928	0	0	0	0	0	0
53 1631 WRKER COMP-MED PAYMENTS	4,329	0	0	0	0	0	0
TOTAL PERSONAL SERVICES	2,248,907	2,522,492	2,522,947	25,865	2,548,812	25,865	2,548,812
53 2170 ADMIN SVC-PROF TEST SVC	77,542	101,000	101,000	0	101,000	0	101,000
53 2181 WRKSHOP/CONF EXP-FOOD SE	0	17,000	17,000	0	17,000	0	17,000
53 2192 HONORARIUMS	650	8,000	8,000	0	8,000	0	8,000
53 2199 MISC CONTRACTUAL SERVICE	23,609	18,140	18,140	0	18,140	0	18,140
53 2200 UTILITY/ENERGY SERVICES	322	0	375	11	386	22	397
53 2300 REPAIR SERVICES	7	4,985	2,160	0	2,160	0	2,160
53 2400 MAINTENANCE AGREEMENTS	7,588	9,133	12,533	0	12,533	0	12,533
53 2500 RENTALS/LEASES	45,880	97,430	106,380	124	106,504	248	106,628
53 2700 TRAVEL & OTHER EMP EXP	32,065	87,021	88,651	0	88,651	0	88,651
53 2800 COMMUN. & DATA PROCESS	56,662	330,115	303,200	0	303,200	0	303,200
53 2900 OTHER SERVICES	6,565	31,910	26,565	0	26,565	0	26,565
TOTAL PURCHASED SERVICES	250,890	704,734	684,004	135	684,139	270	684,274
53 3100 GENERAL ADMIN SUPPLIES	11,971	59,637	58,697	0	58,697	0	58,697
53 3400 FOOD & DIETARY SUPPLIES	0	1,200	1,200	24	1,224	56	1,256
53 3500 CLOTHING & RECREAT SUPP	0	1,000	1,000	0	1,000	0	1,000
53 3600 DRUGS/PHARMACEUTICAL SU	0	156	156	10	166	20	176
53 3700 RES/DEV & EDUC SUPPLIES	3,345	173,190	173,690	973	174,663	1,888	175,578
53 3900 OTHER MATERIALS & SUPP	922	2,000	1,750	0	1,750	0	1,750

FUND DETAIL

4430 -  
 14430 DHHS - Division of Public Health  
 1531 Special Needs Children

DESCRIPTION (1)	2001-2002 ACTUAL (2)	CERTIFIED (3)	2002-2003 AUTHORIZED (4)	INCR/DECR (5)	2003-2004 TOTAL (6)	INCR/DECR (7)	2004-2005 TOTAL (8)
REQUIREMENTS							
-----							
TOTAL SUPPLIES	16,238	237,183	236,493	1,007	237,500	1,964	238,457
53 4500 EQUIPMENT	16,265	168,425	189,845	0	189,845	0	189,845
53 4600 ART, OTHER ARTIF & LITER	0	100	100	0	100	0	100
53 4700 INTANGIBLE ASSETS	15,125	15,000	15,000	0	15,000	0	15,000
TOTAL PROPERTY, PLANT & EQUIPMT	31,390	183,525	204,945	0	204,945	0	204,945
53 5600 ASSETS & OTHER ADJUSTME	0	212,669	212,669	0	212,669	0	212,669
53 5800 OTHER ADM EXPENSES	33	1,876	1,876	0	1,876	0	1,876
53 5900 OTHER EXPENSES	71,103	129,323	129,323	0	129,323	0	129,323
TOTAL OTHER EXPENSES & ADJUSTMEN	71,136	343,868	343,868	0	343,868	0	343,868
53 6140 HOSPITALIZATION-INPAT	41,002	60,246	60,246	2,109	62,355	2,170	62,416
53 6150 HOSP-OUTPATIENT	16,093	26,425	26,425	925	27,350	951	27,376
53 6161 APPLIANCES	3,124,119	2,479,624	2,479,624	88,027	2,567,651	87,035	2,566,659
53 6163 PHYSICIANS	10,512	15,949	15,949	478	16,427	478	16,427
53 6164 OTHER PROFESSIONALS	3,463	3,998	3,998	120	4,118	120	4,118
53 6165 PHARMACEUTICALS	690,814	557,110	557,110	33,427	590,537	69,082	626,192
53 6171 RESIDENTIAL CARE-CANCER	0	231	231	0	231	0	231
53 6174 PATIENT SUPPLIES	494,253	396,729	396,729	19,836	416,565	38,483	435,212
53 6178 PATIENT-EQUIPMENT RENTAL	0	590	590	0	590	0	590
53 6929 OTHER CONT/GRT-ED-INST	1,975,816	2,209,220	2,166,149	0	2,166,149	0	2,166,149
53 6961 AID TO COUNTIES	5,155,280	4,914,940	4,914,940	0	4,914,940	0	4,914,940
53 6989 OTHER CONTRACTS/GRANTS	748,431	1,144,677	1,144,677	0	1,144,677	0	1,144,677
TOTAL AID & PUBLIC ASSISTANCE	12,259,783	11,809,739	11,766,668	144,922	11,911,590	198,319	11,964,987
53 8010 DEPENDENT CARE-OP TFR	1,490	0	0	0	0	0	0
53 8990 TRANS TO SUBSEQUENT YEAR	400,401	0	0	0	0	0	0
TOTAL INTRAGOVERNMENTAL TRANSACT	401,891	0	0	0	0	0	0
-----							

FUND DETAIL

4430 -  
 14430 DHHS - Division of Public Health  
 1531 Special Needs Children

DESCRIPTION (1)	2001-2002 ACTUAL (2)	CERTIFIED (3)	2002-2003 AUTHORIZED (4)	INCR/DECR (5)	2003-2004 TOTAL (6)	INCR/DECR (7)	2004-2005 TOTAL (8)
-----							
TOTAL REQUIREMENTS	15,280,235	15,801,541	15,758,925	171,929	15,930,854	226,418	15,985,343
-----							
ESTIMATED RECEIPTS							
-----							
43 2455 SMART START	47,209	0	0	0	0	0	0
43 6200 PRIVATE DONATIONS & GIFT	632	0	0	0	0	0	0
43 7300 INDIRECT(OVERHD) COST RE	0	212,669	212,669	0	212,669	0	212,669
43 7995 OTHER MISC REVENUE-GNRL	0	0	0	8,995	8,995	8,995	8,995
43 81C1 DPH TR FR 1991 OR 1992	213,502	0	0	0	0	0	0
43 8147 TRANS-VH-ASST TECH	0	41,912	41,912	0	41,912	0	41,912
43 819M TRANSFER FR DPI-BC 13510	135,007	0	0	0	0	0	0
53 8220 REIMB-DUAL EMPLOYMENT	538	0	0	0	0	0	0
53 8310 REFUND MEDICAID DME/SUPP	1,458,417	1,440,000	1,440,000	0	1,440,000	0	1,440,000
53 8313 REFUND LIABILITY SETTLEM	1,076	0	0	0	0	0	0
53 88AN PREV. DISAB.	469,216	475,514	475,514	176	475,690	176	475,690
53 88AP MCH BLOCK GRANT	2,654,279	4,355,960	4,312,889	11,057	4,323,946	11,057	4,323,946
53 88CY UNIVERSAL NEWBORN HEARIN	64,750	90,000	90,000	0	90,000	0	90,000
53 88EH EHDI TRACKING-NEWBORN	76,064	150,000	150,000	0	150,000	0	150,000
53 885C EARLY INTERVENTION GRANT	159,564	63,261	63,261	526	63,787	526	63,787
53 886C MEDICAID ADMIN. & TRNG.	100,131	526,892	526,892	9,715	536,607	9,715	536,607
53 886D HHS-HEALTH CHOICE	154,770	284,000	284,000	-1	283,999	-1	283,999
43 8990 TRANSFER FROM PRIOR YEAR	268,206	0	0	0	0	0	0
-----							
TOTAL RECEIPTS	5,803,361	7,640,208	7,597,137	30,468	7,627,605	30,468	7,627,605
-----							
NET APPROPRIATION	9,476,874	8,161,333	8,161,788	141,461	8,303,249	195,950	8,357,738

FUND DETAIL

4430 -  
 14430 DHHS - Division of Public Health  
 1535 Child Health

DESCRIPTION (1)	2001-2002 ACTUAL (2)	CERTIFIED (3)	2002-2003 AUTHORIZED (4)	INCR/DECR (5)	2003-2004 TOTAL (6)	INCR/DECR (7)	2004-2005 TOTAL (8)
REQUIREMENTS							
53 1211 SPA-REG SALARIES-APPR	288,919	305,762	328,383	0	328,383	0	328,383
53 1212 SPA-REG SALARIES-RECPT	440,929	431,122	431,122	0	431,122	0	431,122
53 1213 SPA-REG SALARIES-UNDESIG	403,921	445,917	446,024	0	446,024	0	446,024
53 1461 EPA&SPA-LONGVTY PAY-APPR	5,851	6,167	6,167	-3,201	2,966	-3,201	2,966
53 1462 EPA&SPA-LONGVTY PAY-REC	6,036	800	800	-621	179	-621	179
53 1463 EPA&SPA-LONGVTY PAY-UNDE	11,607	10,226	10,226	8,121	18,347	8,121	18,347
53 1511 SOCIAL SEC CONTRIB-APPRO	21,386	24,111	24,119	1,002	25,121	1,002	25,121
53 1512 SOCIAL SEC CONTRIB-RECPT	33,239	31,249	31,249	65	31,314	65	31,314
53 1513 SOCIAL SEC CONTRIB-UNDES	31,084	34,763	34,763	-145	34,618	-145	34,618
53 1521 REG RETIRE CONTRIB-APPRO	14,756	10,035	10,040	0	10,040	0	10,040
53 1522 REG RETIRE CONTRIB-RECPT	21,819	12,384	12,384	19	12,403	19	12,403
53 1523 REG RETIRE CONTRIB-UNDES	20,371	13,957	13,957	-246	13,711	-246	13,711
53 1561 MED INS CONTRIB-APPRO	18,276	26,868	26,868	-3,697	23,171	-3,697	23,171
53 1562 MED INS CONTRIB-RECPTS	21,371	17,954	17,954	8,736	26,690	8,736	26,690
53 1563 MED INS CONTRIB-UNDESIGN	18,855	23,464	23,464	0	23,464	0	23,464
53 1651 COMPENSATION TO BOARD ME	6,227	7,828	7,828	0	7,828	0	7,828
<b>TOTAL PERSONAL SERVICES</b>	<b>1,364,647</b>	<b>1,402,607</b>	<b>1,425,348</b>	<b>10,033</b>	<b>1,435,381</b>	<b>10,033</b>	<b>1,435,381</b>
53 2170 ADMIN SVC-PROF TEST SVC	32,380	144,895	144,895	0	144,895	0	144,895
53 2181 WRKSHOP/CONF EXP-FOOD SE	2,025	900	900	0	900	0	900
53 2199 MISC CONTRACTUAL SERVICE	668	12,334	12,334	0	12,334	0	12,334
53 2200 UTILITY/ENERGY SERVICES	354	0	500	14	514	28	528
53 2300 REPAIR SERVICES	79	10,500	4,800	0	4,800	0	4,800
53 2400 MAINTENANCE AGREEMENTS	5,536	8,300	8,000	0	8,000	0	8,000
53 2500 RENTALS/LEASES	45,664	41,539	63,319	186	63,505	371	63,690
53 2700 TRAVEL & OTHER EMP EXP	35,178	75,189	88,234	0	88,234	0	88,234
53 2800 COMMUN. & DATA PROCESS	77,585	212,333	180,383	0	180,383	0	180,383
53 2900 OTHER SERVICES	6,865	2,892	8,177	0	8,177	0	8,177
<b>TOTAL PURCHASED SERVICES</b>	<b>206,334</b>	<b>508,882</b>	<b>511,542</b>	<b>200</b>	<b>511,742</b>	<b>399</b>	<b>511,941</b>
53 3100 GENERAL ADMIN SUPPLIES	23,506	22,540	23,240	0	23,240	0	23,240
53 3300 VEHICLE/EQUIP OPER SUPP	14	0	100	0	100	0	100
53 3400 FOOD & DIETARY SUPPLIES	0	545	545	11	556	26	571
53 3700 RES/DEV & EDUC SUPPLIES	32,656	28,493	22,543	0	22,543	0	22,543
53 3900 OTHER MATERIALS & SUPP	345	51,000	51,000	0	51,000	0	51,000
<b>TOTAL SUPPLIES</b>	<b>56,521</b>	<b>102,578</b>	<b>97,428</b>	<b>11</b>	<b>97,439</b>	<b>26</b>	<b>97,454</b>
53 4500 EQUIPMENT	14,007	23,781	24,481	0	24,481	0	24,481

FUND DETAIL

4430 -  
 14430 DHHS - Division of Public Health  
 1535 Child Health

DESCRIPTION (1)	2001-2002 ACTUAL (2)	CERTIFIED (3)	2002-2003 AUTHORIZED (4)	INCR/DECR (5)	2003-2004 TOTAL (6)	INCR/DECR (7)	2004-2005 TOTAL (8)
REQUIREMENTS							
53 4700 INTANGIBLE ASSETS	421	3,140	3,055	0	3,055	0	3,055
TOTAL PROPERTY, PLANT & EQUIPMT	14,428	26,921	27,536	0	27,536	0	27,536
53 5600 ASSETS & OTHER ADJUSTME	0	40,579	40,579	0	40,579	0	40,579
53 5800 OTHER ADM EXPENSES	1,118	250	1,625	0	1,625	0	1,625
53 5900 OTHER EXPENSES	278	955	1,455	0	1,455	0	1,455
TOTAL OTHER EXPENSES & ADJUSTMEN	1,396	41,784	43,659	0	43,659	0	43,659
53 6601 CHILDREN'S VISION SCREEN	415,405	977,100	977,100	-600,000	377,100	-600,000	377,100
53 6929 OTHER CONT/GRT-ED-INST	296,129	701,296	701,296	0	701,296	0	701,296
53 6961 AID TO COUNTIES	1,428,706	1,305,678	1,305,678	-100,000	1,205,678	-100,000	1,205,678
53 6989 OTHER CONTRACTS/GRANTS	1,226,527	1,662,647	1,662,647	0	1,662,647	0	1,662,647
TOTAL AID & PUBLIC ASSISTANCE	3,366,767	4,646,721	4,646,721	-700,000	3,946,721	-700,000	3,946,721
53 8010 DEPENDENT CARE-OP TFR	1,087	0	0	0	0	0	0
53 8990 TRANS TO SUBSEQUENT YEAR	37,606	0	0	0	0	0	0
TOTAL INTRAGOVERNMENTAL TRANSACT	38,693	0	0	0	0	0	0
TOTAL REQUIREMENTS	5,048,786	6,729,493	6,752,234	-689,756	6,062,478	-689,542	6,062,692
ESTIMATED RECEIPTS							
43 7300 INDIRECT(OVERHD) COST RE	0	40,579	40,579	0	40,579	0	40,579
43 7995 OTHER MISC REVENUE-GNRL	0	0	0	8,652	8,652	8,652	8,652
43 81K1 TFR FROM DMA-BC 14445	110,000	110,000	110,000	0	110,000	0	110,000
43 819M TRANSFER FR DPI-BC 13510	312,005	422,366	422,366	0	422,366	0	422,366
53 8360 DMA HEALTH CHECK PROGRAM	0	41,679	41,679	0	41,679	0	41,679
53 8370 DMA-ADMIN MATCH	29,917	0	0	0	0	0	0
53 8385 TRANSFER FROM DPI	0	3,520	3,520	0	3,520	0	3,520
53 88AP MCH BLOCK GRANT	120,078	216,197	216,197	1,553	217,750	1,553	217,750
53 88AQ HEALTHY CHILD CARE INIT.	68,771	85,000	85,000	0	85,000	0	85,000
53 88CZ NC SCHOOL MENTAL HLTH GR	0	50,000	50,000	0	50,000	0	50,000
53 88DD ST N/PA TO PREVENT OBESI	278,882	345,307	345,307	-621	344,686	-621	344,686
53 886C MEDICAID ADMIN. & TRNG.	457,000	299,325	299,325	1,939	301,264	1,939	301,264
53 886D HHS-HEALTH CHOICE	66,367	176,154	176,154	0	176,154	0	176,154

FUND DETAIL

4430 -  
 14430 DHHS - Division of Public Health  
 1535 Child Health

DESCRIPTION (1)	2001-2002 ACTUAL (2)	CERTIFIED (3)	2002-2003 AUTHORIZED (4)	INCR/DECR (5)	2003-2004 TOTAL (6)	INCR/DECR (7)	2004-2005 TOTAL (8)
ESTIMATED RECEIPTS							
43 8990 TRANSFER FROM PRIOR YEAR	184,373	0	0	0	0	0	0
TOTAL RECEIPTS	1,627,393	1,790,127	1,790,127	11,523	1,801,650	11,523	1,801,650
NET APPROPRIATION	3,421,393	4,939,366	4,962,107	-701,279	4,260,828	-701,065	4,261,042

FUND DETAIL

4430 -  
 14430 DHHS - Division of Public Health  
 1540 Nutrition and Dietary Services

DESCRIPTION (1)	2001-2002 ACTUAL (2)	CERTIFIED (3)	2002-2003 AUTHORIZED (4)	INCR/DECR (5)	2003-2004 TOTAL (6)	INCR/DECR (7)	2004-2005 TOTAL (8)
REQUIREMENTS							
53 1211 SPA-REG SALARIES-APPR	38,819	70,886	70,886	0	70,886	0	70,886
53 1212 SPA-REG SALARIES-RECPT	1,055,248	1,338,176	1,338,176	0	1,338,176	0	1,338,176
53 1461 EPA&SPA-LONGVTY PAY-APPR	2,652	2,740	2,740	-307	2,433	-307	2,433
53 1462 EPA&SPA-LONGVTY PAY-REC	20,850	20,860	20,860	2,823	23,683	2,823	23,683
53 1511 SOCIAL SEC CONTRIB-APPRO	3,033	5,597	5,597	-174	5,423	-174	5,423
53 1512 SOCIAL SEC CONTRIB-RECPT	79,429	102,467	102,467	-3,689	98,778	-3,689	98,778
53 1521 REG RETIRE CONTRIB-APPRO	2,092	2,222	2,222	0	2,222	0	2,222
53 1522 REG RETIRE CONTRIB-RECPT	53,350	39,209	39,209	-85	39,124	-85	39,124
53 1561 MED INS CONTRIB-APPRO	672	3,555	3,555	287	3,842	287	3,842
53 1562 MED INS CONTRIB-RECPTS	67,475	84,728	84,728	4,171	88,899	4,171	88,899
53 1631 WRKER COMP-MED PAYMENTS	0	1,600	1,600	0	1,600	0	1,600
<b>TOTAL PERSONAL SERVICES</b>	<b>1,323,620</b>	<b>1,672,040</b>	<b>1,672,040</b>	<b>3,026</b>	<b>1,675,066</b>	<b>3,026</b>	<b>1,675,066</b>
53 2110 LEGAL SERVICES	44,890	134,328	134,328	0	134,328	0	134,328
53 2140 INFORMATN TECHNOLOGY SVC	83,351	184,768	184,768	0	184,768	0	184,768
53 2170 ADMIN SVC-PROF TEST SVC	105,515	171,040	171,040	0	171,040	0	171,040
53 2181 WRKSHOP/CONF EXP-FOOD SE	295	27,317	27,317	0	27,317	0	27,317
53 2192 HONORARIUMS	275	5,825	5,825	0	5,825	0	5,825
53 2199 MISC CONTRACTUAL SERVICE	719,788	787,321	787,321	0	787,321	0	787,321
53 2200 UTILITY/ENERGY SERVICES	727	0	1,648	0	1,648	0	1,648
53 2300 REPAIR SERVICES	318	5,365	5,186	0	5,186	0	5,186
53 2400 MAINTENANCE AGREEMENTS	6,401	29,226	28,172	0	28,172	0	28,172
53 2500 RENTALS/LEASES	39,779	69,274	69,777	335	70,112	671	70,448
53 2700 TRAVEL & OTHER EMP EXP	33,593	101,485	100,801	0	100,801	0	100,801
53 2800 COMMUN. & DATA PROCESS	573,986	891,590	749,117	0	749,117	0	749,117
53 2900 OTHER SERVICES	6,920	15,000	11,052	0	11,052	0	11,052
<b>TOTAL PURCHASED SERVICES</b>	<b>1,615,838</b>	<b>2,422,539</b>	<b>2,276,352</b>	<b>335</b>	<b>2,276,687</b>	<b>671</b>	<b>2,277,023</b>
53 3100 GENERAL ADMIN SUPPLIES	190,846	41,730	188,272	0	188,272	0	188,272
53 3200 FACILITY & HARDWARE SUPP	0	125	125	0	125	0	125
53 3400 FOOD & DIETARY SUPPLIES	0	500	500	0	500	0	500
53 3500 CLOTHING & RECREAT SUPP	0	500	500	0	500	0	500
53 3700 RES/DEV & EDUC SUPPLIES	82,438	145,158	141,709	0	141,709	0	141,709
53 3900 OTHER MATERIALS & SUPP	13	100	100	0	100	0	100
<b>TOTAL SUPPLIES</b>	<b>273,297</b>	<b>188,113</b>	<b>331,206</b>	<b>0</b>	<b>331,206</b>	<b>0</b>	<b>331,206</b>
53 4500 EQUIPMENT	46,671	246,351	245,729	0	245,729	0	245,729
53 4600 ART, OTHER ARTIF & LITER	1,453	4,137	5,409	0	5,409	0	5,409

FUND DETAIL

4430 -  
 14430 DHHS - Division of Public Health  
 1540 Nutrition and Dietary Services

DESCRIPTION (1)	2001-2002 ACTUAL (2)	CERTIFIED (3)	2002-2003 AUTHORIZED (4)	INCR/DECR (5)	2003-2004 TOTAL (6)	INCR/DECR (7)	2004-2005 TOTAL (8)
REQUIREMENTS							
53 4700 INTANGIBLE ASSETS	793	5,000	5,190	0	5,190	0	5,190
TOTAL PROPERTY, PLANT & EQUIPMT	48,917	255,488	256,328	0	256,328	0	256,328
53 5600 ASSETS & OTHER ADJUSTME	0	323,710	323,710	0	323,710	0	323,710
53 5800 OTHER ADM EXPENSES	7,331	10,834	12,229	0	12,229	0	12,229
53 5900 OTHER EXPENSES	200	2,372	2,372	0	2,372	0	2,372
TOTAL OTHER EXPENSES & ADJUSTMEN	7,531	336,916	338,311	0	338,311	0	338,311
53 6173 WIC FOOD EXPENSE	72,568,312	78,158,141	78,158,141	0	78,158,141	0	78,158,141
53 6175 WIC FOOD INST-CHEROKEE	286,294	286,294	286,294	0	286,294	0	286,294
53 6176 WIC - BREAST PUMPS	266,796	265,392	266,896	0	266,896	0	266,896
53 6177 WIC VENDOR REBATES	50,464,677	47,882,306	47,882,306	0	47,882,306	0	47,882,306
53 6179 WIC - SPECIAL FORMULA	627,049	1,544,694	1,543,190	15,825	1,559,015	37,190	1,580,380
53 6185 SENIOR FARMER'S MKT PGM	49,959	0	0	0	0	0	0
53 6929 OTHER CONT/GRT-ED-INST	3,205	72,366	72,366	0	72,366	0	72,366
53 6961 AID TO COUNTIES	22,197,721	23,775,076	23,775,076	0	23,775,076	0	23,775,076
53 6987 WIC-ADVANCE NON-LOCALS	0	370,709	370,709	0	370,709	0	370,709
53 6989 OTHER CONTRACTS/GRANTS	2,094,935	2,861,555	2,861,555	0	2,861,555	0	2,861,555
TOTAL AID & PUBLIC ASSISTANCE	148,558,948	155,216,533	155,216,533	15,825	155,232,358	37,190	155,253,723
53 8010 DEPENDENT CARE-OP TFR	1,359	210	1,069	0	1,069	0	1,069
TOTAL INTRAGOVERNMENTAL TRANSACT	1,359	210	1,069	0	1,069	0	1,069
TOTAL REQUIREMENTS	151,829,510	160,091,839	160,091,839	19,186	160,111,025	40,887	160,132,726
ESTIMATED RECEIPTS							
43 2585 DEPT AGRICULTURE TFR	52,577	0	0	0	0	0	0
43 4320 SALE OF SURPLUS PROPERTY	5	0	0	0	0	0	0
43 7117 REBATES	50,464,677	47,882,306	47,882,306	0	47,882,306	0	47,882,306
43 7119 PUBLIC ASSIST COLLECTION	254,391	288,094	288,094	0	288,094	0	288,094
43 7300 INDIRECT(OVERHD) COST RE	0	323,710	323,710	0	323,710	0	323,710
43 7992 IMP/PETTY CASH RE-DEPOSI	200	200	200	0	200	0	200
43 7995 OTHER MISC REVENUE-GNRL	0	0	0	397	397	397	397
53 88AE FARMERS MARKET NUTRITION	317,966	366,900	366,900	0	366,900	0	366,900



FUND DETAIL

4430 -  
 14430 DHHS - Division of Public Health  
 1540 Nutrition and Dietary Services

DESCRIPTION (1)	2001-2002 ACTUAL (2)	CERTIFIED (3)	2002-2003 AUTHORIZED (4)	INCR/DECR (5)	2003-2004 TOTAL (6)	INCR/DECR (7)	2004-2005 TOTAL (8)
ESTIMATED RECEIPTS							
53 88AH WIC INFRASTRUCTURE	98,086	308,086	308,086	0	308,086	0	308,086
53 88CB WIC NUTRITION	38,233,356	42,033,994	42,015,048	3,158	42,018,206	3,494	42,018,542
53 88CG WIC SPECIAL PROJECT	11,737	181,953	200,899	0	200,899	0	200,899
53 88DD ST N/PA TO PREVENT OBESI	0	10,778	10,778	0	10,778	0	10,778
53 88DF WIC FOOD GRANT	61,709,027	67,626,493	67,626,493	0	67,626,493	0	67,626,493
43 8990 TRANSFER FROM PRIOR YEAR	165,883	0	0	0	0	0	0
TOTAL RECEIPTS	151,307,905	159,022,514	159,022,514	3,555	159,026,069	3,891	159,026,405
NET APPROPRIATION	521,605	1,069,325	1,069,325	15,631	1,084,956	36,996	1,106,321

FUND DETAIL

4430 -  
 14430 DHHS - Division of Public Health  
 1551 Chronic Diseases

DESCRIPTION (1)	2001-2002 ACTUAL (2)	CERTIFIED (3)	2002-2003 AUTHORIZED (4)	INCR/DECR (5)	2003-2004 TOTAL (6)	INCR/DECR (7)	2004-2005 TOTAL (8)
REQUIREMENTS							
53 1211 SPA-REG SALARIES-APPR	1,150,377	1,160,709	1,129,483	0	1,129,483	0	1,129,483
53 1212 SPA-REG SALARIES-RECPT	2,536,713	3,322,197	3,353,002	0	3,353,002	0	3,353,002
53 1213 SPA-REG SALARIES-UNDESIG	209,525	243,171	243,341	0	243,341	0	243,341
53 1221 TIME LMTD SALARIES-APPR	0	0	0	0	0	0	0
53 1411 OT PAY - APPROPRIATED	19	0	0	0	0	0	0
53 1422 HOLIDAY PAY - RECEIPTS	67	0	0	0	0	0	0
53 1452 DUAL EMPLOYMENT	9,352	0	0	0	0	0	0
53 1461 EPA&SPA-LONGVTY PAY-APPR	25,007	20,395	20,395	-13,475	6,920	-13,475	6,920
53 1462 EPA&SPA-LONGVTY PAY-REC	24,789	13,509	13,509	9,431	22,940	9,431	22,940
53 1463 EPA&SPA-LONGVTY PAY-UNDE	3,173	5,975	5,975	1,738	7,713	1,738	7,713
53 1511 SOCIAL SEC CONTRIB-APPRO	85,613	87,157	85,252	-1,393	83,859	-1,393	83,859
53 1512 SOCIAL SEC CONTRIB-RECPT	189,861	244,118	246,475	1,564	248,039	1,564	248,039
53 1513 SOCIAL SEC CONTRIB-UNDES	15,190	18,380	18,380	471	18,851	471	18,851
53 1521 REG RETIRE CONTRIB-APPRO	56,242	36,627	34,433	0	34,433	0	34,433
53 1522 REG RETIRE CONTRIB-RECPT	127,794	95,926	99,178	-936	98,242	-936	98,242
53 1523 REG RETIRE CONTRIB-UNDES	10,590	8,055	8,055	-589	7,466	-589	7,466
53 1561 MED INS CONTRIB-APPRO	61,176	75,607	75,607	-9,409	66,198	-9,409	66,198
53 1562 MED INS CONTRIB-RECPTS	163,410	154,623	156,879	84,859	241,738	84,859	241,738
53 1563 MED INS CONTRIB-UNDESIGN	11,429	11,280	11,280	3,385	14,665	3,385	14,665
53 1572 UNEMP COMP PAYMNTS TO ES	713	0	0	0	0	0	0
53 1625 ST DISABILITY PMT	11,136	0	0	0	0	0	0
53 1631 WRKER COMP-MED PAYMENTS	4,704	0	0	0	0	0	0
53 1632 WRKER COMP-TEMP DIS PAYM	228	0	0	0	0	0	0
53 1651 COMPENSATION TO BOARD ME	1,296	2,230	2,230	-1,000	1,230	-1,000	1,230
TOTAL PERSONAL SERVICES	4,698,404	5,499,959	5,503,474	74,646	5,578,120	74,646	5,578,120
53 2140 INFORMATN TECHNOLOGY SVC	0	4,489	4,489	0	4,489	0	4,489
53 2170 ADMIN SVC-PROF TEST SVC	551,156	284,519	284,519	-75,000	209,519	-75,000	209,519
53 2181 WRKSHOP/CONF EXP-FOOD SE	26,519	36,448	36,448	-6,000	30,448	-6,000	30,448
53 2191 DUAL EMP PAY TO AGENCY	10,765	10,647	10,647	0	10,647	0	10,647
53 2192 HONORARIUMS	32,550	69,379	69,379	-15,000	54,379	-15,000	54,379
53 2199 MISC CONTRACTUAL SERVICE	143,000	181,485	181,485	0	181,485	0	181,485
53 2200 UTILITY/ENERGY SERVICES	1,274	0	0	1	1	1	1
53 2300 REPAIR SERVICES	3,204	4,500	4,845	0	4,845	0	4,845
53 2400 MAINTENANCE AGREEMENTS	23,321	13,017	13,017	-2,400	10,617	-2,400	10,617
53 2500 RENTALS/LEASES	203,923	180,358	175,161	-10,512	164,649	-9,924	165,237
53 2700 TRAVEL & OTHER EMP EXP	200,206	280,259	288,569	-9,750	278,819	-9,750	278,819
53 2800 COMMUN. & DATA PROCESS	568,411	704,341	718,650	-13,850	704,800	-13,850	704,800
53 2900 OTHER SERVICES	35,233	40,974	39,407	-1,900	37,507	-1,900	37,507
TOTAL PURCHASED SERVICES	1,799,562	1,810,416	1,826,616	-134,411	1,692,205	-133,823	1,692,793

FUND DETAIL

4430 -  
 14430 DHHS - Division of Public Health  
 1551 Chronic Diseases

DESCRIPTION (1)	2001-2002 ACTUAL (2)	CERTIFIED (3)	2002-2003 AUTHORIZED (4)	INCR/DECR (5)	2003-2004 TOTAL (6)	INCR/DECR (7)	2004-2005 TOTAL (8)
REQUIREMENTS							
53 3100 GENERAL ADMIN SUPPLIES	88,357	247,649	250,649	-2,000	248,649	-2,000	248,649
53 3200 FACILITY & HARDWARE SUPP	0	350	350	0	350	0	350
53 3300 VEHICLE/EQUIP OPER SUPP	0	100	100	0	100	0	100
53 3400 FOOD & DIETARY SUPPLIES	7,702	4,685	4,685	19	4,704	45	4,730
53 3700 RES/DEV & EDUC SUPPLIES	41,442	141,449	111,249	-11,100	100,149	-11,100	100,149
53 3900 OTHER MATERIALS & SUPP	15,124	72,765	69,765	0	69,765	0	69,765
TOTAL SUPPLIES	152,625	466,998	436,798	-13,081	423,717	-13,055	423,743
53 4400 OTHER STRUCTURES & IMPR	29,495	0	0	0	0	0	0
53 4500 EQUIPMENT	77,280	117,590	117,590	0	117,590	0	117,590
53 4600 ART, OTHER ARTIF & LITER	61	520	520	0	520	0	520
53 4700 INTANGIBLE ASSETS	11,013	15,650	15,650	0	15,650	0	15,650
TOTAL PROPERTY, PLANT & EQUIPMT	117,849	133,760	133,760	0	133,760	0	133,760
53 5600 ASSETS & OTHER ADJUSTME	0	480,306	480,306	0	480,306	0	480,306
53 5800 OTHER ADM EXPENSES	9,244	7,189	6,189	-900	5,289	-900	5,289
53 5900 OTHER EXPENSES	116,079	5,175	15,175	0	15,175	0	15,175
TOTAL OTHER EXPENSES & ADJUSTMEN	125,323	492,670	501,670	-900	500,770	-900	500,770
53 6140 HOSPITALIZATION-INPAT	619,236	834,033	834,033	29,191	863,224	30,025	864,058
53 6150 HOSP-OUTPATIENT	1,144,545	1,002,204	1,002,204	35,077	1,037,281	36,079	1,038,283
53 6161 APPLIANCES	2,421	5,000	5,000	178	5,178	176	5,176
53 6163 PHYSICIANS	1,239,952	1,116,863	1,116,863	33,506	1,150,369	33,506	1,150,369
53 6164 OTHER PROFESSIONALS	46,826	27,000	27,000	3,063	30,063	3,063	30,063
53 6165 PHARMACEUTICALS	719,272	505,929	505,929	30,356	536,285	62,736	568,665
53 6170 KIDNEY DIALYSIS	61,476	35,000	35,000	0	35,000	0	35,000
53 6174 PATIENT SUPPLIES	6,556	1,853	1,853	93	1,946	180	2,033
53 6201 PHARMACY COST REIMBURSE	1,318,228	0	0	0	0	0	0
53 6606 ALICE AYCOCK POE CTR	192,000	150,000	150,000	0	150,000	0	150,000
53 6929 OTHER CONT/GRT-ED-INST	1,153,973	1,995,451	2,000,451	0	2,000,451	0	2,000,451
53 6961 AID TO COUNTIES	10,411,169	10,141,529	10,141,529	0	10,141,529	0	10,141,529
53 6989 OTHER CONTRACTS/GRANTS	4,027,798	5,765,272	5,765,272	-115,000	5,650,272	-115,000	5,650,272
TOTAL AID & PUBLIC ASSISTANCE	20,943,452	21,580,134	21,585,134	16,464	21,601,598	50,765	21,635,899
53 7100 RESERVE-INDIRECT COST	0	1,284	1,284	0	1,284	0	1,284
53 7160 RESERVE-CCPS MATCH	81,077	0	0	0	0	0	0
TOTAL RESERVES	81,077	1,284	1,284	0	1,284	0	1,284

FUND DETAIL

4430 -  
 14430 DHHS - Division of Public Health  
 1551 Chronic Diseases

DESCRIPTION (1)	2001-2002 ACTUAL (2)	CERTIFIED (3)	2002-2003 AUTHORIZED (4)	INCR/DECR (5)	2003-2004 TOTAL (6)	INCR/DECR (7)	2004-2005 TOTAL (8)
REQUIREMENTS							
53 8010 DEPENDENT CARE-OP TFR	4,099	0	0	0	0	0	0
53 81K1 TRANSFER-DMA B/C 14445	6,242	0	0	0	0	0	0
53 81M1 TRANSFER TO DFS 14470	213,128	0	0	0	0	0	0
53 8990 TRANS TO SUBSEQUENT YEAR	348,290	0	0	0	0	0	0
TOTAL INTRAGOVERNMENTAL TRANSACT	571,759	0	0	0	0	0	0
TOTAL REQUIREMENTS	28,490,051	29,985,221	29,988,736	-57,282	29,931,454	-22,367	29,966,369
ESTIMATED RECEIPTS							
43 2420 R. JOHNSON -TURNING PT	183,826	159,555	159,555	848	160,403	848	160,403
43 2440 RWJ-YOUTH TOBACCO PREVEN	643,894	118,272	118,272	0	118,272	0	118,272
43 2460 AMERICAN LEGACY FOUND.	101,191	712,490	712,490	0	712,490	0	712,490
43 2466 MERCK - PRIVATE GRANT	0	3,450	3,450	0	3,450	0	3,450
43 2482 REYNOLDS SENIOR VACCINE	48,860	1,408	1,408	0	1,408	0	1,408
43 2520 CCPS GRANT TRANSFER	209,183	0	0	0	0	0	0
43 2535 YOUTH SUICIDE EDU GRANT	0	41,000	41,000	0	41,000	0	41,000
43 2996 PROVIDER MATCH	81,077	0	0	0	0	0	0
43 4160 PROFESSIONAL SERVICES	26,129	0	0	0	0	0	0
43 4310 SALE OF PUBLICATIONS	5,046	0	0	0	0	0	0
43 4320 SALE OF SURPLUS PROPERTY	79	0	0	0	0	0	0
43 5600 REGISTRATION FEES	6,530	0	0	0	0	0	0
43 6200 PRIVATE DONATIONS & GIFT	5,438	0	0	0	0	0	0
43 7117 REBATES	31,149	0	0	0	0	0	0
43 7300 INDIRECT(OVERHD) COST RE	0	480,306	480,306	0	480,306	0	480,306
43 7995 OTHER MISC REVENUE-GNRL	0	0	0	86,533	86,533	86,533	86,533
43 81C1 DPH TR FR 1991 OR 1992	350,000	0	0	0	0	0	0
43 81C2 TRANS FROM PH 24430	0	2,400	2,400	-1,054	1,346	-1,054	1,346
43 819M TRANSFER FR DPI-BC 13510	0	46,050	46,050	0	46,050	0	46,050
43 819V TRF. FR. OST- BC 23460	650,000	0	0	0	0	0	0
53 8220 REIMB-DUAL EMPLOYMENT	8,660	0	0	0	0	0	0
53 8313 REFUND LIABILITY SETTLEM	537	0	0	0	0	0	0
53 8350 PY ROE 6100 AID TO COUNT	0	39,342	39,342	0	39,342	0	39,342
53 88AP MCH BLOCK GRANT	109,502	223,719	223,719	-995	222,724	-995	222,724
53 88BK PREVENTIVE HEALTH BLOCK	3,703,319	3,018,358	3,018,358	739	3,019,097	739	3,019,097
53 88BN DIABETES CONTROL PROGRAM	702,522	407,328	407,328	2,738	410,066	2,845	410,173
53 88BP PROJECT DIRECT	0	928,137	928,137	0	928,137	0	928,137
53 88BQ BREAST/CERVICAL CANCER	3,305,621	3,781,630	3,781,630	-214	3,781,416	-21	3,781,609

FUND DETAIL

4430 -  
 14430 DHHS - Division of Public Health  
 1551 Chronic Diseases

DESCRIPTION (1)	2001-2002 ACTUAL (2)	CERTIFIED (3)	2002-2003 AUTHORIZED (4)	INCR/DECR (5)	2003-2004 TOTAL (6)	INCR/DECR (7)	2004-2005 TOTAL (8)
ESTIMATED RECEIPTS							
53 88BR PROJECT ASSIST	1,635,445	1,623,925	1,623,925	4,329	1,628,254	4,329	1,628,254
53 88BT REFUGEE HEALTH GRANT	62,052	587,305	587,305	-2	587,303	-2	587,303
53 88CD BCCCP/WISEWOMAN	963,418	997,625	997,625	3,164	1,000,789	3,225	1,000,850
53 88CJ FIRE INJURY PREVENTION C	0	47,642	47,642	0	47,642	0	47,642
53 88CK STATE ASSESSMENT INITIAT	0	0	37,614	0	37,614	0	37,614
53 88CM CARDIOVASCULAR DIS PREV	1,173,738	2,099,107	2,099,107	85	2,099,192	169	2,099,276
53 88CP COMPREHENSIVE CANCER GRA	282,351	543,333	543,333	0	543,333	0	543,333
53 88CQ REDUCING-BURDEN ARTHRITI	65,538	115,483	115,483	0	115,483	0	115,483
53 88DB CDC UNINTENTIONAL INJURY	71,066	108,869	108,869	-280	108,589	-280	108,589
53 88DC CDC INJURY CAPACITY	93,320	57,064	57,064	1,075	58,139	1,075	58,139
53 88EE PREV OF FIRE RELATED INJ	15,317	148,070	148,070	0	148,070	0	148,070
53 88RP RAPE PREVENTION GRANT	561,143	1,182,670	1,182,670	0	1,182,670	0	1,182,670
53 886C MEDICAID ADMIN. & TRNG.	85,539	0	0	0	0	0	0
53 887Q SOCIAL SVCS. BLOCK GRNT	213,128	0	0	0	0	0	0
43 8980 TFR FROM PRIOR FISCAL YR	0	50,465	50,465	0	50,465	0	50,465
43 8990 TRANSFER FROM PRIOR YEAR	930,993	0	0	0	0	0	0
TOTAL RECEIPTS	16,325,611	17,525,003	17,562,617	96,966	17,659,583	97,411	17,660,028
NET APPROPRIATION	12,164,440	12,460,218	12,426,119	-154,248	12,271,871	-119,778	12,306,341

FUND DETAIL

4430 -  
 14430 DHHS - Division of Public Health  
 1560 Public Health Laboratory Services

DESCRIPTION (1)	2001-2002 ACTUAL (2)	CERTIFIED (3)	2002-2003 AUTHORIZED (4)	INCR/DECR (5)	2003-2004 TOTAL (6)	INCR/DECR (7)	2004-2005 TOTAL (8)
REQUIREMENTS							
53 1211 SPA-REG SALARIES-APPR	5,388,397	5,509,960	5,505,082	0	5,505,082	0	5,505,082
53 1212 SPA-REG SALARIES-RECPT	816,177	1,549,707	1,549,707	0	1,549,707	0	1,549,707
53 1221 TIME LMTD SALARIES-APPR	0	0	0	0	0	0	0
53 1222 TIME LMTD SALARIES-REC	8,782	99,195	99,195	0	99,195	0	99,195
53 1411 OT PAY - APPROPRIATED	2,942	0	0	0	0	0	0
53 1412 OT PAY - RECEIPTS	663	0	0	0	0	0	0
53 1421 HOLIDAY PAY - APPRO	656	1,297	1,297	0	1,297	0	1,297
53 1422 HOLIDAY PAY - RECEIPTS	113	0	0	0	0	0	0
53 1461 EPA&SPA-LONGVTY PAY-APPR	108,949	111,409	111,409	-10,270	101,139	-10,270	101,139
53 1462 EPA&SPA-LONGVTY PAY-REC	13,887	12,324	12,324	-702	11,622	-702	11,622
53 1511 SOCIAL SEC CONTRIB-APPRO	411,007	430,344	429,972	-1,206	428,766	-1,206	428,766
53 1512 SOCIAL SEC CONTRIB-RECPT	52,908	122,217	122,217	352	122,569	352	122,569
53 1521 REG RETIRE CONTRIB-APPRO	273,559	170,113	169,868	0	169,868	0	169,868
53 1522 REG RETIRE CONTRIB-RECPT	40,866	42,198	45,521	3,027	48,548	3,027	48,548
53 1561 MED INS CONTRIB-APPRO	396,040	453,956	453,956	1,891	455,847	1,891	455,847
53 1562 MED INS CONTRIB-RECPTS	55,344	99,801	96,478	22,514	118,992	22,514	118,992
53 1572 UNEMP COMP PAYMNTS TO ES	608	106	106	0	106	0	106
53 1631 WRKER COMP-MED PAYMENTS	25,366	0	0	0	0	0	0
<b>TOTAL PERSONAL SERVICES</b>	<b>7,596,264</b>	<b>8,602,627</b>	<b>8,597,132</b>	<b>15,606</b>	<b>8,612,738</b>	<b>15,606</b>	<b>8,612,738</b>
53 2140 INFORMATN TECHNOLOGY SVC	0	509,600	509,600	0	509,600	0	509,600
53 2170 ADMIN SVC-PROF TEST SVC	325	22,100	22,100	0	22,100	0	22,100
53 2181 WRKSHOP/CONF EXP-FOOD SE	428	620	620	0	620	0	620
53 2185 WASTE REM/RECY SER AGREE	2,368	17,500	17,500	0	17,500	0	17,500
53 2200 UTILITY/ENERGY SERVICES	236	9,070	9,070	272	9,342	553	9,623
53 2300 REPAIR SERVICES	87,882	136,852	132,692	0	132,692	0	132,692
53 2400 MAINTENANCE AGREEMENTS	101,941	84,421	140,235	0	140,235	0	140,235
53 2500 RENTALS/LEASES	32,772	33,881	34,281	0	34,281	0	34,281
53 2700 TRAVEL & OTHER EMP EXP	27,290	148,481	147,359	0	147,359	0	147,359
53 2800 COMMUN. & DATA PROCESS	675,352	417,501	417,652	0	417,652	0	417,652
53 2900 OTHER SERVICES	12,393	20,026	19,511	0	19,511	0	19,511
<b>TOTAL PURCHASED SERVICES</b>	<b>940,987</b>	<b>1,400,052</b>	<b>1,450,620</b>	<b>272</b>	<b>1,450,892</b>	<b>553</b>	<b>1,451,173</b>
53 3100 GENERAL ADMIN SUPPLIES	41,732	54,172	51,685	0	51,685	0	51,685
53 3200 FACILITY & HARDWARE SUPP	1,517	0	2,500	0	2,500	0	2,500
53 3300 VEHICLE/EQUIP OPER SUPP	61	834	834	0	834	0	834
53 3500 CLOTHING & RECREAT SUPP	2,605	5,136	5,136	0	5,136	0	5,136
53 3600 DRUGS/PHARMACEUTICAL SU	95,210	37,739	97,739	5,865	103,604	12,120	109,859
53 3700 RES/DEV & EDUC SUPPLIES	3,182,024	3,332,507	3,275,957	145,087	3,421,044	281,468	3,557,425

FUND DETAIL

4430 -  
 14430 DHHS - Division of Public Health  
 1560 Public Health Laboratory Services

DESCRIPTION (1)	2001-2002 ACTUAL (2)	CERTIFIED (3)	2002-2003 AUTHORIZED (4)	INCR/DECR (5)	2003-2004 TOTAL (6)	INCR/DECR (7)	2004-2005 TOTAL (8)
REQUIREMENTS							
53 3900 OTHER MATERIALS & SUPP	1,116	2,729	2,838	0	2,838	0	2,838
TOTAL SUPPLIES	3,324,265	3,433,117	3,436,689	150,952	3,587,641	293,588	3,730,277
53 4500 EQUIPMENT	390,437	1,576,306	1,523,487	681,800	2,205,287	682,500	2,205,987
53 4600 ART, OTHER ARTIF & LITER	319	0	0	0	0	0	0
53 4700 INTANGIBLE ASSETS	9,374	12,203	13,157	0	13,157	0	13,157
TOTAL PROPERTY, PLANT & EQUIPMT	400,130	1,588,509	1,536,644	681,800	2,218,444	682,500	2,219,144
53 5100 LEGAL, LICENSES & PERMIT	12,943	28,850	25,560	0	25,560	0	25,560
53 5600 ASSETS & OTHER ADJUSTME	0	219,020	219,020	0	219,020	0	219,020
53 5800 OTHER ADM EXPENSES	11,083	7,153	7,668	0	7,668	0	7,668
53 5900 OTHER EXPENSES	2,436	1,990	2,490	0	2,490	0	2,490
TOTAL OTHER EXPENSES & ADJUSTMEN	26,462	257,013	254,738	0	254,738	0	254,738
53 6929 OTHER CONT/GRT-ED-INST	268	6,225	6,225	0	6,225	0	6,225
53 6961 AID TO COUNTIES	40,266	659,184	659,184	0	659,184	0	659,184
53 6989 OTHER CONTRACTS/GRANTS	198,146	342,138	342,138	0	342,138	0	342,138
TOTAL AID & PUBLIC ASSISTANCE	238,680	1,007,547	1,007,547	0	1,007,547	0	1,007,547
53 8010 DEPENDENT CARE-OP TFR	3,317	0	0	0	0	0	0
53 8990 TRANS TO SUBSEQUENT YEAR	68,722	0	0	0	0	0	0
TOTAL INTRAGOVERNMENTAL TRANSACT	72,039	0	0	0	0	0	0
TOTAL REQUIREMENTS	12,598,827	16,288,865	16,283,370	848,630	17,132,000	992,247	17,275,617
ESTIMATED RECEIPTS							
43 2B01 PRIV. GRANT/CONTRACT APH	27,300	0	0	0	0	0	0
43 2521 CCPS GRANT TRANSFER	418,918	0	0	0	0	0	0
43 2530 DOMESTIC PREPAREDNES	29	0	0	0	0	0	0
43 4320 SALE OF SURPLUS PROPERTY	2,749	1,500	1,500	0	1,500	0	1,500
43 4390 OTH SALES OF GDS OR PUBL	1,646,673	2,463,396	2,463,396	0	2,463,396	0	2,463,396
43 5100 BSNS LICENSE FEES	3,570	17,000	17,000	0	17,000	0	17,000
43 5300 CERTIFICATION FEES	88,240	95,200	95,200	-1,855	93,345	-1,855	93,345

FUND DETAIL

4430 -  
 14430 DHHS - Division of Public Health  
 1560 Public Health Laboratory Services

DESCRIPTION (1)	2001-2002 ACTUAL (2)	CERTIFIED (3)	2002-2003 AUTHORIZED (4)	INCR/DECR (5)	2003-2004 TOTAL (6)	INCR/DECR (7)	2004-2005 TOTAL (8)
ESTIMATED RECEIPTS							
43 5600 REGISTRATION FEES	6,755	0	0	0	0	0	0
43 7300 INDIRECT(OVERHD) COST RE	0	219,020	219,020	0	219,020	0	219,020
43 7992 IMP/PETTY CASH RE-DEPOSI	200	200	200	0	200	0	200
43 7995 OTHER MISC REVENUE-GNRL	0	0	0	25,893	25,893	25,893	25,893
43 8141 DOT-FOREN TEST FOR ALCOH	0	5,248	5,248	0	5,248	0	5,248
43 819K TRANSFER FR DENR-BC 1443	449,713	446,439	446,439	1,394	447,833	1,394	447,833
53 8375 DMA MEDICAID TITLE XIX	4,268,733	4,210,843	4,210,843	-1,267	4,209,576	-1,267	4,209,576
53 88AJ IMMUNIZATION PROGRAM	45,586	44,381	44,381	0	44,381	0	44,381
53 88AK TITLE X FAMILY PLANNING	23,467	25,569	25,569	0	25,569	0	25,569
53 88BB STD PREV. CAMPAIGN	156,956	206,986	206,986	1,390	208,376	1,390	208,376
53 88BC HIV PREVENTION PROJECT	51,958	67,573	67,573	0	67,573	0	67,573
53 88BD TB CONTROL PRGM & AIDS	267,457	155,877	155,877	-364	155,513	-364	155,513
53 88BK PREVENTIVE HEALTH BLOCK	11,158	16,600	16,600	0	16,600	0	16,600
53 88BQ BREAST/CERVICAL CANCER	70,000	70,000	70,000	0	70,000	0	70,000
53 88CR CDC BIOTERRORISM PREPARE	232,178	3,152,754	3,152,754	0	3,152,754	0	3,152,754
53 88CW CDC-FOODBORNE SURVEILLAN	250,376	407,254	407,254	0	407,254	0	407,254
53 88EF BIOMONITORING PLANNING	16,511	128,721	128,721	0	128,721	0	128,721
43 8990 TRANSFER FROM PRIOR YEAR	76,861	0	0	0	0	0	0
TOTAL RECEIPTS	8,115,388	11,734,561	11,734,561	25,191	11,759,752	25,191	11,759,752
NET APPROPRIATION	4,483,439	4,554,304	4,548,809	823,439	5,372,248	967,056	5,515,865



FUND DETAIL

4430 -  
 14430 DHHS - Division of Public Health  
 1570 Immunization

DESCRIPTION (1)	2001-2002 ACTUAL (2)	CERTIFIED (3)	2002-2003 AUTHORIZED (4)	INCR/DECR (5)	2003-2004 TOTAL (6)	INCR/DECR (7)	2004-2005 TOTAL (8)
REQUIREMENTS							
53 1211 SPA-REG SALARIES-APPR	126,410	176,783	152,611	0	152,611	0	152,611
53 1212 SPA-REG SALARIES-RECPT	1,007,955	1,200,636	1,200,636	0	1,200,636	0	1,200,636
53 1411 OT PAY - APPROPRIATED	2	0	0	0	0	0	0
53 1412 OT PAY - RECEIPTS	394	0	0	0	0	0	0
53 1441 CALLBACK/STANDBY	867	0	0	0	0	0	0
53 1442 CALL BACK/STBY RECEIPTS	4,049	0	0	0	0	0	0
53 1461 EPA&SPA-LONGVTY PAY-APPR	3,607	3,392	3,392	10	3,402	10	3,402
53 1462 EPA&SPA-LONGVTY PAY-REC	18,073	4,322	4,322	14,881	19,203	14,881	19,203
53 1511 SOCIAL SEC CONTRIB-APPRO	9,927	15,378	13,854	-2,179	11,675	-2,179	11,675
53 1512 SOCIAL SEC CONTRIB-RECPT	76,747	92,284	92,284	-6	92,278	-6	92,278
53 1521 REG RETIRE CONTRIB-APPRO	6,531	6,148	4,727	0	4,727	0	4,727
53 1522 REG RETIRE CONTRIB-RECPT	51,136	37,000	37,000	-451	36,549	-451	36,549
53 1561 MED INS CONTRIB-APPRO	11,587	18,275	16,019	-1,354	14,665	-1,354	14,665
53 1562 MED INS CONTRIB-RECPTS	74,213	96,789	96,789	0	96,789	0	96,789
53 1572 UNEMP COMP PAYMNTS TO ES	4,081	0	0	0	0	0	0
53 1631 WRKER COMP-MED PAYMENTS	6,939	0	0	0	0	0	0
TOTAL PERSONAL SERVICES	1,402,518	1,651,007	1,621,634	10,901	1,632,535	10,901	1,632,535
53 2170 ADMIN SVC-PROF TEST SVC	131,734	206,000	206,000	0	206,000	0	206,000
53 2181 WRKSHOP/CONF EXP-FOOD SE	135	200	200	0	200	0	200
53 2186 SECURITY SERVICE AGREE	264	300	300	0	300	0	300
53 2199 MISC CONTRACTUAL SERVICE	148,266	203,236	203,236	0	203,236	0	203,236
53 2200 UTILITY/ENERGY SERVICES	1,274	6,250	1,300	0	1,300	0	1,300
53 2300 REPAIR SERVICES	1,581	1,550	2,820	0	2,820	0	2,820
53 2400 MAINTENANCE AGREEMENTS	7,300	11,905	12,500	0	12,500	0	12,500
53 2500 RENTALS/LEASES	38,101	42,785	38,600	588	39,188	1,176	39,776
53 2700 TRAVEL & OTHER EMP EXP	77,618	55,814	79,950	0	79,950	0	79,950
53 2800 COMMUN. & DATA PROCESS	301,993	413,341	382,600	0	382,600	0	382,600
53 2900 OTHER SERVICES	3,722	8,378	3,900	0	3,900	0	3,900
TOTAL PURCHASED SERVICES	711,988	949,759	931,406	588	931,994	1,176	932,582
53 3100 GENERAL ADMIN SUPPLIES	32,488	22,322	33,000	0	33,000	0	33,000
53 3200 FACILITY & HARDWARE SUPP	0	1,286	0	0	0	0	0
53 3500 CLOTHING & RECREAT SUPP	0	100	0	0	0	0	0
53 3700 RES/DEV & EDUC SUPPLIES	88,310	111,693	168,100	0	168,100	0	168,100
53 3900 OTHER MATERIALS & SUPP	4,971	41,226	3,515	0	3,515	0	3,515
TOTAL SUPPLIES	125,769	176,627	204,615	0	204,615	0	204,615

FUND DETAIL

4430 -  
 14430 DHHS - Division of Public Health  
 1570 Immunization

DESCRIPTION (1)	2001-2002 ACTUAL (2)	CERTIFIED (3)	2002-2003 AUTHORIZED (4)	INCR/DECR (5)	2003-2004 TOTAL (6)	INCR/DECR (7)	2004-2005 TOTAL (8)
REQUIREMENTS							
53 4500 EQUIPMENT	26,489	6,407	2,218	0	2,218	0	2,218
53 4600 ART, OTHER ARTIF & LITER	95	222	100	0	100	0	100
53 4700 INTANGIBLE ASSETS	491	642	200	0	200	0	200
TOTAL PROPERTY, PLANT & EQUIPMT	27,075	7,271	2,518	0	2,518	0	2,518
53 5100 LEGAL, LICENSES & PERMIT	1,900	0	7,000	0	7,000	0	7,000
53 5600 ASSETS & OTHER ADJUSTME	0	193,000	193,000	0	193,000	0	193,000
53 5800 OTHER ADM EXPENSES	116	650	150	0	150	0	150
53 5900 OTHER EXPENSES	3,456	14,882	3,500	0	3,500	0	3,500
TOTAL OTHER EXPENSES & ADJUSTMEN	5,472	208,532	203,650	0	203,650	0	203,650
53 6165 PHARMACEUTICALS	13,025,753	13,951,243	13,951,243	825,578	14,776,821	1,706,193	15,657,436
53 6929 OTHER CONT/GRT-ED-INST	47,767	60,000	60,000	0	60,000	0	60,000
53 6961 AID TO COUNTIES	2,785,912	2,739,819	2,739,819	0	2,739,819	0	2,739,819
53 6989 OTHER CONTRACTS/GRANTS	381,765	618,267	618,267	0	618,267	0	618,267
TOTAL AID & PUBLIC ASSISTANCE	16,241,197	17,369,329	17,369,329	825,578	18,194,907	1,706,193	19,075,522
53 8010 DEPENDENT CARE-OP TFR	726	0	0	0	0	0	0
TOTAL INTRAGOVERNMENTAL TRANSACT	726	0	0	0	0	0	0
TOTAL REQUIREMENTS	18,514,745	20,362,525	20,333,152	837,067	21,170,219	1,718,270	22,051,422

ESTIMATED RECEIPTS

43 4320 SALE OF SURPLUS PROPERTY	19	0	0	0	0	0	0
43 7300 INDIRECT(OVERHD) COST RE	0	193,000	193,000	0	193,000	0	193,000
43 7990 OTHER MISC REV-PROGRAM	18,385	50,000	50,000	-457	49,543	-457	49,543
53 88AJ IMMUNIZATION PROGRAM	5,301,182	5,740,292	5,740,292	15,469	5,755,761	16,057	5,756,349
53 886C MEDICAID ADMIN. & TRNG.	41,656	136,170	136,170	0	136,170	0	136,170

FUND DETAIL

4430 -  
 14430 DHHS - Division of Public Health  
 1570 Immunization

DESCRIPTION (1)	2001-2002 ACTUAL (2)	CERTIFIED (3)	2002-2003 AUTHORIZED (4)	INCR/DECR (5)	2003-2004 TOTAL (6)	INCR/DECR (7)	2004-2005 TOTAL (8)
-----							
TOTAL RECEIPTS	5,361,242	6,119,462	6,119,462	15,012	6,134,474	15,600	6,135,062
-----							
NET APPROPRIATION	13,153,503	14,243,063	14,213,690	822,055	15,035,745	1,702,670	15,916,360

FUND DETAIL

4430 -  
 14430 DHHS - Division of Public Health  
 1575 Child Nutrition Programs

DESCRIPTION (1)	2001-2002 ACTUAL (2)	CERTIFIED (3)	2002-2003 AUTHORIZED (4)	INCR/DECR (5)	2003-2004 TOTAL (6)	INCR/DECR (7)	2004-2005 TOTAL (8)
REQUIREMENTS							
53 1212 SPA-REG SALARIES-RECPT	987,423	1,100,283	1,100,283	0	1,100,283	0	1,100,283
53 1462 EPA&SPA-LONGVTY PAY-REC	18,176	22,758	22,758	-6,767	15,991	-6,767	15,991
53 1512 SOCIAL SEC CONTRIB-RECPT	74,665	80,144	80,144	1,850	81,994	1,850	81,994
53 1522 REG RETIRE CONTRIB-RECPT	50,138	32,270	32,270	205	32,475	205	32,475
53 1562 MED INS CONTRIB-RECPTS	64,567	79,055	79,055	-1,712	77,343	-1,712	77,343
TOTAL PERSONAL SERVICES	1,194,969	1,314,510	1,314,510	-6,424	1,308,086	-6,424	1,308,086
53 2110 LEGAL SERVICES	22,554	65,389	65,389	0	65,389	0	65,389
53 2120 CONSULTANT FEES	580	500	500	0	500	0	500
53 2140 INFORMATN TECHNOLOGY SVC	0	45,225	45,225	0	45,225	0	45,225
53 2170 ADMIN SVC-PROF TEST SVC	181,114	119,750	119,750	0	119,750	0	119,750
53 2181 WRKSHOP/CONF EXP-FOOD SE	90	100	100	0	100	0	100
53 2192 HONORARIUMS	1,000	1,000	1,000	0	1,000	0	1,000
53 2200 UTILITY/ENERGY SERVICES	536	0	700	0	700	0	700
53 2300 REPAIR SERVICES	1,034	4,100	2,055	0	2,055	0	2,055
53 2400 MAINTENANCE AGREEMENTS	559	4,850	300	0	300	0	300
53 2500 RENTALS/LEASES	54,164	65,258	67,463	247	67,710	495	67,958
53 2700 TRAVEL & OTHER EMP EXP	70,936	70,308	83,252	0	83,252	0	83,252
53 2800 COMMUN. & DATA PROCESS	207,753	196,849	214,065	0	214,065	0	214,065
53 2900 OTHER SERVICES	4,191	6,715	5,535	0	5,535	0	5,535
TOTAL PURCHASED SERVICES	544,511	580,044	605,334	247	605,581	495	605,829
53 3100 GENERAL ADMIN SUPPLIES	28,064	24,956	37,817	0	37,817	0	37,817
53 3700 RES/DEV & EDUC SUPPLIES	2,318	35,941	2,341	0	2,341	0	2,341
TOTAL SUPPLIES	30,382	60,897	40,158	0	40,158	0	40,158
53 4500 EQUIPMENT	12,374	23,335	21,885	0	21,885	0	21,885
53 4600 ART, OTHER ARTIF & LITER	1,086	3,565	1,150	0	1,150	0	1,150
53 4700 INTANGIBLE ASSETS	88,539	20,304	20,304	0	20,304	0	20,304
TOTAL PROPERTY, PLANT & EQUIPMT	101,999	47,204	43,339	0	43,339	0	43,339
53 5100 LEGAL, LICENSES & PERMIT	160	0	175	0	175	0	175
53 5600 ASSETS & OTHER ADJUSTME	0	219,426	219,426	0	219,426	0	219,426
53 5800 OTHER ADM EXPENSES	640	900	900	0	900	0	900
53 5900 OTHER EXPENSES	0	150,297	149,056	0	149,056	0	149,056
TOTAL OTHER EXPENSES & ADJUSTMEN	800	370,623	369,557	0	369,557	0	369,557

FUND DETAIL

4430 -  
 14430 DHHS - Division of Public Health  
 1575 Child Nutrition Programs

DESCRIPTION (1)	2001-2002 ACTUAL (2)	CERTIFIED (3)	2002-2003 AUTHORIZED (4)	INCR/DECR (5)	2003-2004 TOTAL (6)	INCR/DECR (7)	2004-2005 TOTAL (8)
REQUIREMENTS							
53 6929 OTHER CONT/GRT-ED-INST	29,331	177,592	177,592	0	177,592	0	177,592
53 6941 SPONSOR PYMNTS - STATE	44,680,378	72,930,178	72,930,178	0	72,930,178	0	72,930,178
53 6942 SPONSOR PYMNTS-LOCAL GOVT	5,120,056	0	0	0	0	0	0
53 6943 SPONSOR-PRIVATE FOR PROFI	12,537,934	0	0	0	0	0	0
53 6944 SPNSOR-PRIVATE NON PROFI	6,710,134	0	0	0	0	0	0
53 6946 SPONSOR ADVANCES	2,374,081	2,518,378	2,518,378	0	2,518,378	0	2,518,378
53 6947 FEDERAL AGENCIES	385,563	0	0	0	0	0	0
53 6961 AID TO COUNTIES	35,204	47,669	47,669	0	47,669	0	47,669
53 6989 OTHER CONTRACTS/GRANTS	0	103,463	103,463	0	103,463	0	103,463
TOTAL AID & PUBLIC ASSISTANCE	71,872,681	75,777,280	75,777,280	0	75,777,280	0	75,777,280
53 8010 DEPENDENT CARE-OP TFR	626	160	540	0	540	0	540
TOTAL INTRAGOVERNMENTAL TRANSACT	626	160	540	0	540	0	540
TOTAL REQUIREMENTS	73,745,968	78,150,718	78,150,718	-6,177	78,144,541	-5,929	78,144,789
ESTIMATED RECEIPTS							
43 7300 INDIRECT(OVERHD) COST RE	0	219,426	219,426	0	219,426	0	219,426
43 7995 OTHER MISC REVENUE-GNRL	0	0	0	343	343	343	343
53 88AB CHILD/ADULT DAY CARE/SFP	69,603,301	73,184,404	73,184,404	-2,616	73,181,788	-2,616	73,181,788
53 88AD STATE ADMIN EXPENSE	1,339,887	1,512,714	1,512,714	-3,904	1,508,810	-3,656	1,509,058
53 88CL TEAM NUTR TNG GRANT	21,802	184,774	184,774	0	184,774	0	184,774
53 88DX CACFP / CASH IN LIEU	2,780,971	3,049,400	3,049,400	0	3,049,400	0	3,049,400
TOTAL RECEIPTS	73,745,961	78,150,718	78,150,718	-6,177	78,144,541	-5,929	78,144,789
NET APPROPRIATION	7	0	0	0	0	0	0

FUND DETAIL

4430 -  
 14430 DHHS - Division of Public Health  
 1810 Division of Public Health-Revenue Clearing Fund

DESCRIPTION (1)	2001-2002 ACTUAL (2)	CERTIFIED (3)	2002-2003 AUTHORIZED (4)	INCR/DECR (5)	2003-2004 TOTAL (6)	INCR/DECR (7)	2004-2005 TOTAL (8)
ESTIMATED RECEIPTS							
53 88AB CHILD/ADULT DAY CARE/SFP	-636,099	0	0	0	0	0	0
53 88AD STATE ADMIN EXPENSE	43,001	0	0	0	0	0	0
53 88AE FARMERS MARKET NUTRITION	-158	0	0	0	0	0	0
53 88AJ IMMUNIZATION PROGRAM	-23,027	0	0	0	0	0	0
53 88AK TITLE X FAMILY PLANNING	-25,489	0	0	0	0	0	0
53 88AM SYS DEV FOR CHILD/ADOL	-244	0	0	0	0	0	0
53 88AN PREV. DISAB.	-122	0	0	0	0	0	0
53 88AP MCH BLOCK GRANT	-844,208	0	0	0	0	0	0
53 88AS SURVEIL HAZ SUBS EVENTS	-2,244	0	0	0	0	0	0
53 88AW EPA-ASBESTOS ENHANCEMENT	-244	0	0	0	0	0	0
53 88BB STD PREV. CAMPAIGN	-64,945	0	0	0	0	0	0
53 88BC HIV PREVENTION PROJECT	-10,092	0	0	0	0	0	0
53 88BD TB CONTROL PRGM & AIDS	-558	0	0	0	0	0	0
53 88BE HIV/AIDS SURVEILLANCE	-1,887	0	0	0	0	0	0
53 88BF NAT. PRGM. OF CANCER REG	6,765	0	0	0	0	0	0
53 88BJ PRAMS	-1,247	0	0	0	0	0	0
53 88BL BEHAVIORAL RISK FACTOR G	-472	0	0	0	0	0	0
53 88BN DIABETES CONTROL PROGRAM	-31,941	0	0	0	0	0	0
53 88BQ BREAST/CERVICAL CANCER	-21,429	0	0	0	0	0	0
53 88BR PROJECT ASSIST	83,839	0	0	0	0	0	0
53 88BS HHS-RYAN WHITE HIV CARE	-159,141	0	0	0	0	0	0
53 88BT REFUGEE HEALTH GRANT	-123	0	0	0	0	0	0
53 88BU HUD HOPWA	14,943	0	0	0	0	0	0
53 88BW R/S FEAS. STD TREATMENT	-12	0	0	0	0	0	0
53 88CA HUD-HOPWA-COMPETITIVE	12,792	0	0	0	0	0	0
53 88CB WIC NUTRITION	-656,174	0	0	0	0	0	0
53 88CC PFIS. ILLNESS SUR & PVT	-114,853	0	0	0	0	0	0
53 88CD BCCCP/WISEWOMAN	-1,061	0	0	0	0	0	0
53 88CE HEALTHY START/BABY LOVE	3,369	0	0	0	0	0	0
53 88CK STATE ASSESSMENT INITIAT	-19,738	0	0	0	0	0	0
53 88CM CARDIOVASCULAR DIS PREV	30,310	0	0	0	0	0	0
53 88CP COMPREHENSIVE CANCER GRA	-11,828	0	0	0	0	0	0
53 88CQ REDUCING-BURDEN ARTHRITI	243	0	0	0	0	0	0
53 88CR CDC BIOTERRORISM PREPARE	-539,965	0	0	0	0	0	0
53 88CS TRIAD BABY LOVE	-709	0	0	0	0	0	0
53 88CU INITIATIVE ON HIV/AIDS	-386	0	0	0	0	0	0
53 88CV LEAD PAINT GRANT	-2,084	0	0	0	0	0	0
53 88CW CDC-FOODBORNE SURVEILLAN	8,725	0	0	0	0	0	0
53 88CX LEAD BASED PAINT TRNG	-819	0	0	0	0	0	0
53 88CY UNIVERSAL NEWBORN HEARIN	-1,213	0	0	0	0	0	0
53 88DA HS/ELIM DISP PERINATAL	46,497	0	0	0	0	0	0

FUND DETAIL

4430 -  
 14430 DHHS - Division of Public Health  
 1810 Division of Public Health-Revenue Clearing Fund

DESCRIPTION (1)	2001-2002 ACTUAL (2)	CERTIFIED (3)	2002-2003 AUTHORIZED (4)	INCR/DECR (5)	2003-2004 TOTAL (6)	INCR/DECR (7)	2004-2005 TOTAL (8)
ESTIMATED RECEIPTS							
53 88DC CDC INJURY CAPACITY	-246	0	0	0	0	0	0
53 88DD ST N/PA TO PREVENT OBESI	34,730	0	0	0	0	0	0
53 88DE GENETIC SERVICES-GENOMIC	-6,784	0	0	0	0	0	0
53 88DF WIC FOOD GRANT	-1,616,422	0	0	0	0	0	0
53 88DG WIC FARMER'S MKT - FOOD	-5,552	0	0	0	0	0	0
53 88DX CACFP / CASH IN LIEU	-30,187	0	0	0	0	0	0
53 88EE PREV OF FIRE RELATED INJ	-526	0	0	0	0	0	0
53 88EF BIOMONITORING PLANNING	-244	0	0	0	0	0	0
53 88LB HHS-LEAD BSD PAINT EPAA	235	0	0	0	0	0	0
53 88RP RAPE PREVENTION GRANT	-5,582	0	0	0	0	0	0
53 885B SAPT BLOCK GRANT	-173,108	0	0	0	0	0	0
53 885C EARLY INTERVENTION GRANT	-95,124	0	0	0	0	0	0
53 886C MEDICAID ADMIN. & TRNG.	-1,209,037	0	0	0	0	0	0
53 886D HHS-HEALTH CHOICE	766	0	0	0	0	0	0
53 887Q SOCIAL SVCS. BLOCK GRNT	24,687	0	0	0	0	0	0
53 888K TANF FUNDS	-214,674	0	0	0	0	0	0
-----							
TOTAL RECEIPTS	-6,219,096	0	0	0	0	0	0
-----							
NET APPROPRIATION	6,219,096	0	0	0	0	0	0

FUND DETAIL

4430 -  
 14430 DHHS - Division of Public Health  
 191A Statewide Reserve

DESCRIPTION (1)	2001-2002 ACTUAL (2)	CERTIFIED (3)	2002-2003 AUTHORIZED (4)	INCR/DECR (5)	2003-2004 TOTAL (6)	INCR/DECR (7)	2004-2005 TOTAL (8)
ESTIMATED RECEIPTS							
43 8042 HEALTH INSURANCE INCREAS	93,967	0	0	0	0	0	0
TOTAL RECEIPTS	93,967	0	0	0	0	0	0
NET APPROPRIATION	-93,967	0	0	0	0	0	0



FUND DETAIL

4430 -  
 14430 DHHS - Division of Public Health  
 1931 Refund of Prior Year Expenses

DESCRIPTION (1)	2001-2002 ACTUAL (2)	CERTIFIED (3)	2002-2003 AUTHORIZED (4)	INCR/DECR (5)	2003-2004 TOTAL (6)	INCR/DECR (7)	2004-2005 TOTAL (8)
REQUIREMENTS							
53 5900 OTHER EXPENSES	-3,868	0	0	0	0	0	0
TOTAL OTHER EXPENSES & ADJUSTMEN	-3,868	0	0	0	0	0	0
53 6929 OTHER CONT/GRT-ED-INST	-853	0	0	0	0	0	0
53 6989 OTHER CONTRACTS/GRANTS	-756	0	0	0	0	0	0
TOTAL AID & PUBLIC ASSISTANCE	-1,609	0	0	0	0	0	0
53 81C1 DPH TF TO 1410	210,666	0	0	0	0	0	0
TOTAL INTRAGOVERNMENTAL TRANSACT	210,666	0	0	0	0	0	0
TOTAL REQUIREMENTS	205,189	0	0	0	0	0	0
ESTIMATED RECEIPTS							
43 4390 OTH SALES OF GDS OR PUBL	-880	0	0	0	0	0	0
53 8310 REFUND MEDICAID DME/SUPP	203,110	0	0	0	0	0	0
53 8313 REFUND LIABILITY SETTLEM	12,876	0	0	0	0	0	0
53 8354 PY ROE 6840 HOST - INP	17,405	0	0	0	0	0	0
53 8355 PY ROE 6850 HOSP - OUTPT	15,185	0	0	0	0	0	0
53 8356 PY ROE 6861 APPLIANCES	5,735	0	0	0	0	0	0
53 8357 PY ROE 6863 PHYSICIANS	13,931	0	0	0	0	0	0
53 8359 PY ROE 6865 PHARMACY	38,228	0	0	0	0	0	0
53 8361 PY ROE 6870 KIDNEY DIAL.	3,700	0	0	0	0	0	0
53 8364 PY ROE 6874 PAT SUPP	10	0	0	0	0	0	0
TOTAL RECEIPTS	309,300	0	0	0	0	0	0
NET APPROPRIATION	-104,111	0	0	0	0	0	0

FUND DETAIL

4430 -  
 14430 DHHS - Division of Public Health  
 1991 Federal Indirect Reserve

DESCRIPTION (1)	2001-2002 ACTUAL (2)	CERTIFIED (3)	2002-2003 AUTHORIZED (4)	INCR/DECR (5)	2003-2004 TOTAL (6)	INCR/DECR (7)	2004-2005 TOTAL (8)
REQUIREMENTS							
53 7100 RESERVE-INDIRECT COST	0	2,038,218	2,038,218	0	2,038,218	0	2,038,218
TOTAL RESERVES	0	2,038,218	2,038,218	0	2,038,218	0	2,038,218
53 81D1 TRANSFER TO CODE 14410	1,030,783	906,772	906,772	0	906,772	0	906,772
53 8101 TRANS TO OPERATING FUNDS	0	0	105,706	0	105,706	0	105,706
53 8161 TR TO 14410	0	105,706	0	0	0	0	0
53 819A TRANSFER TO DOA	33,596	33,596	33,596	0	33,596	0	33,596
TOTAL INTRAGOVERNMENTAL TRANSACT	1,064,379	1,046,074	1,046,074	0	1,046,074	0	1,046,074
TOTAL REQUIREMENTS	1,064,379	3,084,292	3,084,292	0	3,084,292	0	3,084,292
ESTIMATED RECEIPTS							
43 2460 AMERICAN LEGACY FOUND.	0	38,215	38,215	0	38,215	0	38,215
53 88AB CHILD/ADULT DAY CARE/SFP	97,691	46,024	46,024	0	46,024	0	46,024
53 88AD STATE ADMIN EXPENSE	118,589	176,022	176,022	0	176,022	0	176,022
53 88AG WIC SPECIAL PROJECT	0	557	557	0	557	0	557
53 88AJ IMMUNIZATION PROGRAM	226,399	264,837	264,837	0	264,837	0	264,837
53 88AK TITLE X FAMILY PLANNING	143,323	149,945	149,945	0	149,945	0	149,945
53 88AM SYS DEV FOR CHILD/ADOL	9,689	3,329	3,329	0	3,329	0	3,329
53 88AN PREV. DISAB.	5,710	4,486	4,486	0	4,486	0	4,486
53 88AP MCH BLOCK GRANT	154,021	323,734	323,734	0	323,734	0	323,734
53 88AS SURVEIL HAZ SUBS EVENTS	8,607	3,389	3,389	0	3,389	0	3,389
53 88A0 AGRI-WIC SUPPLEMENTAL	0	144,921	144,921	0	144,921	0	144,921
53 88BB STD PREV. CAMPAIGN	259,605	295,581	295,581	0	295,581	0	295,581
53 88BC HIV PREVENTION PROJECT	237,595	91,265	91,265	0	91,265	0	91,265
53 88BD TB CONTROL PRGM & AIDS	47,766	32,310	32,310	0	32,310	0	32,310
53 88BE HIV/AIDS SURVEILLANCE	45,796	31,149	31,149	0	31,149	0	31,149
53 88BF NAT. PRGM. OF CANCER REG	27,446	64,653	64,653	0	64,653	0	64,653
53 88BJ PRAMS	11,914	17,147	17,147	0	17,147	0	17,147
53 88BK PREVENTIVE HEALTH BLOCK	105,626	10,980	10,980	0	10,980	0	10,980
53 88BL BEHAVIORAL RISK FACTOR G	19,027	18,795	18,795	0	18,795	0	18,795
53 88BN DIABETES CONTROL PROGRAM	46,312	44,678	44,678	0	44,678	0	44,678
53 88BP PROJECT DIRECT	0	48,925	48,925	0	48,925	0	48,925
53 88BQ BREAST/CERVICAL CANCER	0	7,575	7,575	0	7,575	0	7,575
53 88BR PROJECT ASSIST	101,452	173,394	173,394	0	173,394	0	173,394
53 88BS HHS-RYAN WHITE HIV CARE	100,849	66,123	66,123	0	66,123	0	66,123

FUND DETAIL

4430 -  
 14430 DHHS - Division of Public Health  
 1991 Federal Indirect Reserve

DESCRIPTION (1)	2001-2002 ACTUAL (2)	CERTIFIED (3)	2002-2003 AUTHORIZED (4)	INCR/DECR (5)	2003-2004 TOTAL (6)	INCR/DECR (7)	2004-2005 TOTAL (8)
ESTIMATED RECEIPTS							
53 88BT REFUGEE HEALTH GRANT	5,317	5,385	5,385	0	5,385	0	5,385
53 88BU HUD HOPWA	-4,479	5,669	5,669	0	5,669	0	5,669
53 88BW R/S FEAS. STD TREATMENT	677	551	551	0	551	0	551
53 88CA HUD-HOPWA-COMPETITIVE	-3,718	0	0	0	0	0	0
53 88CB WIC NUTRITION	238,822	148,541	148,541	0	148,541	0	148,541
53 88CC PFIS. ILLNESS SUR & PVT	66,797	55,002	55,002	0	55,002	0	55,002
53 88CD BCCCP/WISEWOMAN	0	7,228	7,228	0	7,228	0	7,228
53 88CE HEALTHY START/BABY LOVE	14,358	0	0	0	0	0	0
53 88CF ABSTINENCE ED./BLOCK GRT	0	25,781	25,781	0	25,781	0	25,781
53 88CG WIC SPECIAL PROJECT	689	18,946	18,946	0	18,946	0	18,946
53 88CJ FIRE INJURY PREVENTION C	0	5,324	5,324	0	5,324	0	5,324
53 88CK STATE ASSESSMENT INITIAT	24,275	24,533	24,533	0	24,533	0	24,533
53 88CM CARDIOVASCULAR DIS PREV	34,580	62,491	62,491	0	62,491	0	62,491
53 88CP COMPREHENSIVE CANCER GRA	26,401	27,287	27,287	0	27,287	0	27,287
53 88CQ REDUCING-BURDEN ARTHRITI	8,032	9,209	9,209	0	9,209	0	9,209
53 88CR CDC BIOTERRORISM PREPARE	62,538	387,173	387,173	0	387,173	0	387,173
53 88CS TRIAD BABY LOVE	21,221	5,956	5,956	0	5,956	0	5,956
53 88CU INITIATIVE ON HIV/AIDS	11,933	6,080	6,080	0	6,080	0	6,080
53 88CW CDC-FOODBORNE SURVEILLAN	26,567	36,638	36,638	0	36,638	0	36,638
53 88CX LEAD BASED PAINT TRNG	0	38,632	38,632	0	38,632	0	38,632
53 88DA HS/ELIM DISP PERINATAL	7,634	7,769	7,769	0	7,769	0	7,769
53 88DB CDC UNINTENTIONAL INJURY	497	0	0	0	0	0	0
53 88DC CDC INJURY CAPACITY	10,221	9,232	9,232	0	9,232	0	9,232
53 88DD ST N/PA TO PREVENT OBESI	19,538	22,152	22,152	0	22,152	0	22,152
53 88DE GENETIC SERVICES-GENOMIC	764	8,701	8,701	0	8,701	0	8,701
53 88EE PREV OF FIRE RELATED INJ	1,525	2,023	2,023	0	2,023	0	2,023
53 88EF BIOMONITORING PLANNING	1,879	21,229	21,229	0	21,229	0	21,229
53 88EG HEALTHY CAROLINIANS COMM	0	6,208	6,208	0	6,208	0	6,208
53 885C EARLY INTERVENTION GRANT	0	58,742	58,742	0	58,742	0	58,742
53 886C MEDICAID ADMIN. & TRNG.	169,771	47,159	47,159	0	47,159	0	47,159
53 888B EPA-HAZARDOUS WASTE	0	62	62	0	62	0	62
53 888K TANF FUNDS	8,719	7,743	7,743	0	7,743	0	7,743
TOTAL RECEIPTS	2,521,975	3,119,480	3,119,480	0	3,119,480	0	3,119,480

FUND DETAIL

4430 -  
 14430 DHHS - Division of Public Health  
 1991 Federal Indirect Reserve

DESCRIPTION (1)	2001-2002 ACTUAL (2)	CERTIFIED (3)	2002-2003 AUTHORIZED (4)	INCR/DECR (5)	2003-2004 TOTAL (6)	INCR/DECR (7)	2004-2005 TOTAL (8)
-----							
NET APPROPRIATION	-1,457,596	-35,188	-35,188	0	-35,188	0	-35,188

FUND DETAIL

4430 -  
 14430 DHHS - Division of Public Health  
 1992 Prior Year Earned Revenue

DESCRIPTION (1)	2001-2002 ACTUAL (2)	CERTIFIED (3)	2002-2003 AUTHORIZED (4)	INCR/DECR (5)	2003-2004 TOTAL (6)	INCR/DECR (7)	2004-2005 TOTAL (8)
REQUIREMENTS							
53 6929 OTHER CONT/GRT-ED-INST	-5,953	0	0	0	0	0	0
53 6989 OTHER CONTRACTS/GRANTS	-2,605	0	0	0	0	0	0
TOTAL AID & PUBLIC ASSISTANCE	-8,558	0	0	0	0	0	0
53 81C1 DPH TF TO 1410	350,000	0	0	0	0	0	0
53 81D1 TRANSFER TO CODE 14410	600,000	0	0	0	0	0	0
TOTAL INTRAGOVERNMENTAL TRANSACT	950,000	0	0	0	0	0	0
TOTAL REQUIREMENTS	941,442	0	0	0	0	0	0
ESTIMATED RECEIPTS							
43 2430 RWJ FOUNDATION	49,987	0	0	0	0	0	0
43 7117 REBATES	625	0	0	0	0	0	0
53 8370 DMA-ADMIN MATCH	147,069	0	0	0	0	0	0
53 8375 DMA MEDICAID TITLE XIX	1,772,156	0	0	0	0	0	0
53 88AB CHILD/ADULT DAY CARE/SFP	7,819	0	0	0	0	0	0
53 88AD STATE ADMIN EXPENSE	59,679	0	0	0	0	0	0
53 88AE FARMERS MARKET NUTRITION	14,195	0	0	0	0	0	0
53 88AJ IMMUNIZATION PROGRAM	18,794	0	0	0	0	0	0
53 88AK TITLE X FAMILY PLANNING	12,401	0	0	0	0	0	0
53 88AM SYS DEV FOR CHILD/ADOL	949	0	0	0	0	0	0
53 88AN PREV. DISAB.	479	0	0	0	0	0	0
53 88AP MCH BLOCK GRANT	17,960	0	0	0	0	0	0
53 88BK PREVENTIVE HEALTH BLOCK	26,707	0	0	0	0	0	0
53 88BN DIABETES CONTROL PROGRAM	4,736	0	0	0	0	0	0
53 88BQ BREAST/CERVICAL CANCER	-431	0	0	0	0	0	0
53 88BR PROJECT ASSIST	-1,405	0	0	0	0	0	0
53 88BS HHS-RYAN WHITE HIV CARE	-256,969	0	0	0	0	0	0
53 88BT REFUGEE HEALTH GRANT	450	0	0	0	0	0	0
53 88BU HUD HOPWA	41,631	0	0	0	0	0	0
53 88CA HUD-HOPWA-COMPETITIVE	4,522	0	0	0	0	0	0
53 88CB WIC NUTRITION	-345,665	0	0	0	0	0	0
53 88CE HEALTHY START/BABY LOVE	2,017	0	0	0	0	0	0
53 88CG WIC SPECIAL PROJECT	11,465	0	0	0	0	0	0
53 88CJ FIRE INJURY PREVENTION C	-3,667	0	0	0	0	0	0
53 88CL TEAM NUTR TNG GRANT	208	0	0	0	0	0	0

FUND DETAIL

4430 -  
 14430 DHHS - Division of Public Health  
 1992 Prior Year Earned Revenue

DESCRIPTION (1)	2001-2002 ACTUAL (2)	CERTIFIED (3)	2002-2003 AUTHORIZED (4)	INCR/DECR (5)	2003-2004 TOTAL (6)	INCR/DECR (7)	2004-2005 TOTAL (8)
ESTIMATED RECEIPTS							
53 88CM CARDIOVASCULAR DIS PREV	-13,025	0	0	0	0	0	0
53 88CP COMPREHENSIVE CANCER GRA	1,083	0	0	0	0	0	0
53 88CQ REDUCING-BURDEN ARTHRITI	305	0	0	0	0	0	0
53 88CS TRIAD BABY LOVE	2,506	0	0	0	0	0	0
53 88CU INITIATIVE ON HIV/AIDS	1,199	0	0	0	0	0	0
53 88CY UNIVERSAL NEWBORN HEARIN	5,769	0	0	0	0	0	0
53 88DA HS/ELIM DISP PERINATAL	29	0	0	0	0	0	0
53 88DD ST N/PA TO PREVENT OBESI	651	0	0	0	0	0	0
53 88DX CACFP / CASH IN LIEU	132	0	0	0	0	0	0
53 886C MEDICAID ADMIN. & TRNG.	15,494	0	0	0	0	0	0
53 888K TANF FUNDS	845	0	0	0	0	0	0
-----							
TOTAL RECEIPTS	1,600,700	0	0	0	0	0	0
-----							
NET APPROPRIATION	-659,258	0	0	0	0	0	0

FUND DETAIL

4430 -  
 14430 DHHS - Division of Public Health  
 1993 Prior Year Audits and Adjustments

DESCRIPTION (1)	2001-2002 ACTUAL (2)	CERTIFIED (3)	2002-2003 AUTHORIZED (4)	INCR/DECR (5)	2003-2004 TOTAL (6)	INCR/DECR (7)	2004-2005 TOTAL (8)
REQUIREMENTS							
53 2500 RENTALS/LEASES	8,640	0	0	0	0	0	0
53 2700 TRAVEL & OTHER EMP EXP	2,750	0	0	0	0	0	0
53 2800 COMMUN. & DATA PROCESS	417	0	0	0	0	0	0
53 2900 OTHER SERVICES	681	0	0	0	0	0	0
TOTAL PURCHASED SERVICES	12,488	0	0	0	0	0	0
53 3100 GENERAL ADMIN SUPPLIES	-70	0	0	0	0	0	0
53 3300 VEHICLE/EQUIP OPER SUPP	30	0	0	0	0	0	0
TOTAL SUPPLIES	-40	0	0	0	0	0	0
53 6173 WIC FOOD EXPENSE	-434,920	0	0	0	0	0	0
53 6175 WIC FOOD INST-CHEROKEE	46,128	0	0	0	0	0	0
53 6177 WIC VENDOR REBATES	-46,129	0	0	0	0	0	0
53 6179 WIC - SPECIAL FORMULA	-3,736	0	0	0	0	0	0
53 6929 OTHER CONT/GRT-ED-INST	-86,254	0	0	0	0	0	0
53 6941 SPONSOR PYMNTS - STATE	-263,509	0	0	0	0	0	0
53 6942 SPONSOR PYMNTS-LOCAL GOVT	16,780	0	0	0	0	0	0
53 6943 SPNSOR-PRIVATE FOR PROFI	-106,323	0	0	0	0	0	0
53 6944 SPNSOR-PRIVATE NON PROFI	-38,738	0	0	0	0	0	0
53 6946 SPONSOR ADVANCES	-9,599	0	0	0	0	0	0
53 6961 AID TO COUNTIES	-5,367	0	0	0	0	0	0
53 6989 OTHER CONTRACTS/GRANTS	-30,303	0	0	0	0	0	0
TOTAL AID & PUBLIC ASSISTANCE	-961,970	0	0	0	0	0	0
53 81C1 DPH TF TO 1410	2,836	0	0	0	0	0	0
TOTAL INTRAGOVERNMENTAL TRANSACT	2,836	0	0	0	0	0	0
TOTAL REQUIREMENTS	-946,686	0	0	0	0	0	0

FUND DETAIL

4430 -  
 14430 DHHS - Division of Public Health  
 1993 Prior Year Audits and Adjustments

DESCRIPTION (1)	2001-2002 ACTUAL (2)	CERTIFIED (3)	2002-2003 AUTHORIZED (4)	INCR/DECR (5)	2003-2004 TOTAL (6)	INCR/DECR (7)	2004-2005 TOTAL (8)
ESTIMATED RECEIPTS							
43 7117 REBATES	-46,129	0	0	0	0	0	0
43 7119 PUBLIC ASSIST COLLECTION	46,128	0	0	0	0	0	0
43 7990 OTHER MISC REV-PROGRAM	26,344	0	0	0	0	0	0
53 8310 REFUND MEDICAID DME/SUPP	744	0	0	0	0	0	0
53 8355 PY ROE 6850 HOSP - OUTPT	52	0	0	0	0	0	0
53 8357 PY ROE 6863 PHYSICIANS	29	0	0	0	0	0	0
53 8359 PY ROE 6865 PHARMACY	1,556	0	0	0	0	0	0
53 88AB CHILD/ADULT DAY CARE/SFP	-620,819	0	0	0	0	0	0
53 88AP MCH BLOCK GRANT	-22,493	0	0	0	0	0	0
53 88BQ BREAST/CERVICAL CANCER	-875	0	0	0	0	0	0
53 88BR PROJECT ASSIST	1,330	0	0	0	0	0	0
53 88BS HHS-RYAN WHITE HIV CARE	36,548	0	0	0	0	0	0
53 88BU HUD HOPWA	-19,176	0	0	0	0	0	0
53 88CA HUD-HOPWA-COMPETITIVE	-17,372	0	0	0	0	0	0
53 88CB WIC NUTRITION	-2,387	0	0	0	0	0	0
53 88CC PFIS. ILLNESS SUR & PVT	10,517	0	0	0	0	0	0
53 88CE HEALTHY START/BABY LOVE	-469	0	0	0	0	0	0
53 88CS TRIAD BABY LOVE	-10,807	0	0	0	0	0	0
53 88DD ST N/PA TO PREVENT OBESI	-1,153	0	0	0	0	0	0
53 88DX CACFP / CASH IN LIEU	-3,967	0	0	0	0	0	0
53 886C MEDICAID ADMIN. & TRNG.	70,481	0	0	0	0	0	0
53 886D HHS-HEALTH CHOICE	-654	0	0	0	0	0	0
-----							
TOTAL RECEIPTS	-552,572	0	0	0	0	0	0
-----							
NET APPROPRIATION	-394,114	0	0	0	0	0	0



SUMMARY BY FUND

4440 -

14440 DHHS - Division of Social Services

DESCRIPTION (1)	2001-2002 ACTUAL (2)	CERTIFIED (3)	2002-2003 AUTHORIZED (4)	INCR/DECR (5)	2003-2004 TOTAL (6)	INCR/DECR (7)	2004-2005 TOTAL (8)
REQUIREMENTS							
1110 STATE ADMINISTRATION	13,204,955	13,677,451	13,677,451	23,787	13,701,238	28,132	13,705,583
1120 REGIONAL ADMINISTRATION	419,082	0	0	0	0	0	0
1130 PUBLIC ASSIST ADMIN	29,866,744	19,701,653	19,701,653	-2,043,481	17,658,172	-2,040,792	17,660,861
1140 CHILD WELFARE SERVICES	39,099,387	35,496,250	35,496,250	-1,940,033	33,556,217	-1,927,749	33,568,501
1160 JOB CORPS	108,188	0	0	0	0	0	0
1170 ADULT AND FAMILY SERVICE	7,009,360	7,818,024	7,818,024	11,858	7,829,882	13,488	7,831,512
1180 AID TO COUNTIES	260,777,613	244,706,816	244,706,816	0	244,706,816	0	244,706,816
1210 REFUGEE ASSIST. PYMTS	272,848	772,700	772,700	0	772,700	0	772,700
1220 WORK FIRST FAMILY ASST.	134,098,955	130,217,683	130,217,683	0	130,217,683	0	130,217,683
1230 SPECIAL ASSIST FOR ADULT	143,278,823	145,885,887	145,885,887	1,314,976	147,200,863	3,268,476	149,154,363
1240 ENERGY ASSISTANCE	11,590,528	11,395,026	11,395,026	0	11,395,026	0	11,395,026
1250 ADOPTION ASSISTANCE	39,393,285	47,808,536	47,808,536	2,664,865	50,473,401	8,580,037	56,388,573
1260 FOSTER CARE ASSISTANCE	62,128,045	78,307,790	78,307,790	-15,369,244	62,938,546	-16,608,726	61,699,064
1280 CO. PUBLIC ASSIST. PMTS	12,318,493	7,221,720	7,221,720	0	7,221,720	0	7,221,720
1310 TRF TO OTHER ST AGENCY	10,687,753	9,201,412	9,201,412	0	9,201,412	0	9,201,412
1410 STATE PURCH. OF SVCS.	3,282,354	1,909,720	1,909,720	0	1,909,720	0	1,909,720
1480 COUNTY SERVICES PROG	460,494,129	479,886,288	479,886,288	0	479,886,288	0	479,886,288
1500 CHILD SUPPORT ENFORCEMEN	37,653,852	38,791,461	38,791,461	697,021	39,488,482	727,686	39,519,147
1900 RESERVES AND TRANSFERS	0	288,610	288,610	0	288,610	0	288,610
1991 FED. INDIRECT RESERVE	1,190,682	2,420,012	2,420,012	0	2,420,012	0	2,420,012
1992 PRIOR YR EARNED REVENUE	8,257,999	903,463	903,463	0	903,463	0	903,463
1993 PRIOR YR AUD.EXC/ADJ	-372,123	0	0	0	0	0	0
1995 RES-WORK FIRST STATE MOE	9,862,957	4,634,966	4,634,966	5,400,000	10,034,966	5,400,000	10,034,966
TOTAL REQUIREMENTS	1284,623,909	1,281,045,468	1,281,045,468	-9,240,251	1,271,805,217	-2,559,448	1,278,486,020

ESTIMATED RECEIPTS

1110 STATE ADMINISTRATION	11,331,672	9,958,677	9,958,677	15,015	9,973,692	17,194	9,975,871
1120 REGIONAL ADMINISTRATION	235,466	0	0	0	0	0	0
1130 PUBLIC ASSIST ADMIN	27,382,047	14,292,353	14,292,353	5,402	14,297,755	6,623	14,298,976
1140 CHILD WELFARE SERVICES	25,017,320	18,226,491	18,226,491	23,000	18,249,491	28,123	18,254,614
1160 JOB CORPS	236,990	0	0	0	0	0	0
1170 ADULT AND FAMILY SERVICE	6,459,166	7,189,310	7,189,310	8,159	7,197,469	9,475	7,198,785
1180 AID TO COUNTIES	248,718,388	234,952,145	234,952,145	0	234,952,145	0	234,952,145
1210 REFUGEE ASSIST. PYMTS	272,848	772,700	772,700	0	772,700	0	772,700

SUMMARY BY FUND

4440 -  
14440 DHHS - Division of Social Services

DESCRIPTION (1)	2001-2002 ACTUAL (2)	CERTIFIED (3)	2002-2003 AUTHORIZED (4)	INCR/DECR (5)	2003-2004 TOTAL (6)	INCR/DECR (7)	2004-2005 TOTAL (8)
1220 WORK FIRST FAMILY ASST.	112,291,571	129,396,275	129,396,275	0	129,396,275	0	129,396,275
1230 SPECIAL ASSIST FOR ADULT	71,628,313	72,942,942	72,942,942	657,488	73,600,430	1,634,238	74,577,180
1240 ENERGY ASSISTANCE	11,590,528	11,395,026	11,395,026	0	11,395,026	0	11,395,026
1250 ADOPTION ASSISTANCE	26,866,433	30,369,305	30,369,305	1,086,474	31,455,779	2,970,275	33,339,580
1260 FOSTER CARE ASSISTANCE	55,367,933	71,570,000	71,570,000	-16,662,427	54,907,573	-17,924,641	53,645,359
1280 CO. PUBLIC ASSIST. PMTS	12,318,495	7,221,720	7,221,720	0	7,221,720	0	7,221,720
1310 TRF TO OTHER ST AGENCY	10,020,726	8,860,017	8,860,017	0	8,860,017	0	8,860,017
1410 STATE PURCH. OF SVCS.	1,800,418	600,268	600,268	0	600,268	0	600,268
1480 COUNTY SERVICES PROG	450,483,489	450,410,244	450,410,244	0	450,410,244	0	450,410,244
1500 CHILD SUPPORT ENFORCEMEN	31,928,355	29,352,612	29,352,612	663,398	30,016,010	683,385	30,035,997
1810 REVENUE CLEARING FUND	-9,964,543	0	0	0	0	0	0
1900 RESERVES AND TRANSFERS	0	288,610	288,610	0	288,610	0	288,610
191A STATEWIDE RESERVES	40,621	0	0	0	0	0	0
1991 FED. INDIRECT RESERVE	2,513,993	2,420,012	2,420,012	0	2,420,012	0	2,420,012
1992 PRIOR YR EARNED REVENUE	8,925,612	903,463	903,463	0	903,463	0	903,463
1993 PRIOR YR AUD. EXC/ADJ	139,255	0	0	0	0	0	0
-----							
TOTAL RECEIPTS	1105,605,096	1,101,122,170	1,101,122,170	-14,203,491	1,086,918,679	-12,575,328	1,088,546,842
-----							
NET APPROPRIATION	179,018,813	179,923,298	179,923,298	4,963,240	184,886,538	10,015,880	189,939,178

SUMMARY BY ACCOUNT

4440 -  
14440 DHHS - Division of Social Services

DESCRIPTION (1)	2001-2002 ACTUAL (2)	CERTIFIED (3)	2002-2003 AUTHORIZED (4)	INCR/DECR (5)	2003-2004 TOTAL (6)	INCR/DECR (7)	2004-2005 TOTAL (8)
REQUIREMENTS							
53 1213 SPA REGULAR SALARIES &WA	24,083,256	25,711,466	25,711,466	0	25,711,466	0	25,711,466
53 1223 SPA TIME LMTD. SAL-UNDES	77,088	11,341	11,341	0	11,341	0	11,341
53 1323 CONTRACT EMPLOYEE PER IR	1,600	0	0	0	0	0	0
53 1413 OVERTIME PAY - UNDESIGNA	1	0	0	0	0	0	0
53 1423 HOLIDAY PAY - UNDESIGNA	127	0	0	0	0	0	0
53 1463 LONGEVITY - UNDESIGNATED	514,378	411,294	411,294	172,358	583,652	217,881	629,175
53 1513 SOCIAL SECURITY CONTRIBU	1,858,643	1,998,211	1,998,211	13,184	2,011,395	16,669	2,014,880
53 1523 REGULAR RETIREMENT- UNDE	1,233,810	793,477	793,477	5,220	798,697	6,597	800,074
53 1563 MEDICAL INSURANCE CONTRI	1,884,048	2,214,443	2,214,443	0	2,214,443	0	2,214,443
53 1572 UNEMPLOYMENT COMPENSATIO	-17,994	0	0	0	0	0	0
53 1623 SEVERANCE SALRY CONTINUA	291,406	0	0	0	0	0	0
53 1625 SHORT TERM DISABILITY BE	68,896	16,243	16,243	0	16,243	0	16,243
53 1631 WORKERS' COMPENSATION	34,579	5,295	5,295	0	5,295	0	5,295
53 1651 COMPENSATION TO BOARD ME	615	13,556	13,556	0	13,556	0	13,556
TOTAL PERSONAL SERVICES	30,030,453	31,175,326	31,175,326	190,762	31,366,088	241,147	31,416,473
53 2110 LEGAL SERVICES	1,789,302	2,155,072	2,155,072	0	2,155,072	0	2,155,072
53 2132 PHYSICIAN REVIEW	54,763	143,623	143,623	0	143,623	0	143,623
53 2140 INFORMATN TECNOLOGY SVC	8,447,916	1,197,200	1,197,200	0	1,197,200	0	1,197,200
53 2170 ADMINISTRATIVE SERVICE	9,627,666	10,949,175	10,949,175	0	10,949,175	0	10,949,175
53 2183 LABORATORY SERVICES	822,388	841,226	841,226	0	841,226	0	841,226
53 2184 JANITORIAL SERVICES	21,211	30,661	30,661	0	30,661	0	30,661
53 2185 WASTE REM/RECY SER AGREE	91	485	485	0	485	0	485
53 2186 SECURITY SERVICES	27,788	7,887	7,887	0	7,887	0	7,887
53 2199 MISCELLANEOUS CONTRACTUA	328,878	444,424	444,424	0	444,424	0	444,424
53 2200 UTILITY/ENERGY SERVICES	36,693	44,325	44,325	1,190	45,515	2,418	46,743
53 2300 REPAIR SERVICES	35,385	79,664	79,664	0	79,664	0	79,664
53 2400 MAINTENANCE AGREEMENTS	83,587	128,488	128,488	0	128,488	0	128,488
53 2500 RENTALS/LEASES	1,584,285	1,635,936	1,635,936	56,446	1,692,382	56,446	1,692,382
53 2700 TRAVEL & EMPLOYEE EXPNS'	1,063,349	1,349,778	1,349,778	0	1,349,778	0	1,349,778
53 2800 COMMUNICATIONS/DATA PROC	9,182,578	10,632,983	10,632,983	550,754	11,183,737	550,754	11,183,737
53 2900 OTHER SERVICES	146,030	123,210	123,210	0	123,210	0	123,210
TOTAL PURCHASED SERVICES	33,251,910	29,764,137	29,764,137	608,390	30,372,527	609,618	30,373,755
53 3100 GENERAL ADMIN SUPPLIES	61,825	724,697	724,697	0	724,697	0	724,697

SUMMARY BY ACCOUNT

4440 -  
14440 DHHS - Division of Social Services

DESCRIPTION (1)	2001-2002 ACTUAL (2)	CERTIFIED (3)	2002-2003 AUTHORIZED (4)	INCR/DECR (5)	2003-2004 TOTAL (6)	INCR/DECR (7)	2004-2005 TOTAL (8)
53 3300 OILS, LUBRICANTS, FLUIDS	0	58	58	0	58	0	58
53 3700 RESEARCH/EDUCATION SUPPL	29,814	129,753	129,753	0	129,753	0	129,753
-----							
TOTAL SUPPLIES	91,639	854,508	854,508	0	854,508	0	854,508
-----							
53 4400 OTHER STRUCTURES/IMPROVE	2,016	4,032	4,032	0	4,032	0	4,032
53 4500 EQUIPMENT	783,678	1,141,920	1,141,920	0	1,141,920	0	1,141,920
53 4600 ART, OTHER ARTIFACTS/LIT	0	1,519	1,519	0	1,519	0	1,519
53 4700 INTANGIBLE ASSETS	60,635	168,530	168,530	0	168,530	0	168,530
-----							
TOTAL PROPERTY, PLANT & EQUIPMT	846,329	1,316,001	1,316,001	0	1,316,001	0	1,316,001
-----							
53 5100 LEGAL/LICENSES/PERMITS	558,443	741,220	741,220	0	741,220	0	741,220
53 5600 ASSETS/OTHER ADJUSTMENTS	4,475,398	4,475,398	4,475,398	0	4,475,398	0	4,475,398
53 5800 OTHER ADMIN EXPENSES	945,072	281,163	281,163	0	281,163	0	281,163
53 5900 OTHER EXPENSES	32,417	39,366	39,366	0	39,366	0	39,366
-----							
TOTAL OTHER EXPENSES & ADJUSTMEN	6,011,330	5,537,147	5,537,147	0	5,537,147	0	5,537,147
-----							
53 6048 CONTRACTS MULTI-FUNDED	0	108,190	108,190	-108,190	0	-108,190	0
53 6106 AFDC - UP PYMTS	-25,637	0	0	0	0	0	0
53 6107 AFDC PAYMENTS	-813,323	0	0	0	0	0	0
53 6110 ALEX VS HILL PEN PYMTS-M	-2,400	0	0	0	0	0	0
53 6111 NON-RECURRING ADOPTION C	398,870	479,400	479,400	-67,928	411,472	-19,706	459,694
53 6112 VENDOR PYMT - MEDICAL	491,742	806,392	806,392	574,290	1,380,682	736,027	1,542,419
53 6113 VENDOR PYMT - THERAPEUTI	1,755,083	2,486,106	2,486,106	694,997	3,181,103	1,067,803	3,553,909
53 6115 FSA CHILD CARE	-7,831	0	0	0	0	0	0
53 6116 FOSTER CARE AT-RISK	1,284,448	1,145,702	1,145,702	881,290	2,026,992	905,557	2,051,259
53 6117 IV-E FOSTER CARE PAYMENT	13,304,586	17,789,000	17,789,000	-8,368,558	9,420,442	-9,523,116	8,265,884
53 6118 IV-E F/C PYMTS OVER STAT	10,503,384	20,224,512	20,224,512	-10,525,417	9,699,095	-10,863,874	9,360,638
53 6120 IV-E F/C PYMTS- CCI	23,488,292	27,418,982	27,418,982	0	27,418,982	0	27,418,982
53 6121 HIV FOSTER CARE	90,328	404,267	404,267	-186,373	217,894	-187,321	216,946
53 6122 STATE HIV FOSTER CARE	59,593	208,259	208,259	0	208,259	0	208,259
53 6124 LIEAP PAYMENTS	11,669,293	11,395,026	11,395,026	0	11,395,026	0	11,395,026
53 6125 DOMICILIARY CARE PYMTS	143,286,721	145,885,887	145,885,887	1,314,976	147,200,863	3,268,476	149,154,363
53 6126 DOMICILIARY CARE AIDES -	-6,075	0	0	0	0	0	0
53 6127 REFUGEE ASSIST PYMTS	272,713	247,000	247,000	0	247,000	0	247,000

SUMMARY BY ACCOUNT

4440 -  
14440 DHHS - Division of Social Services

DESCRIPTION (1)	2001-2002 ACTUAL (2)	CERTIFIED (3)	2002-2003 AUTHORIZED (4)	INCR/DECR (5)	2003-2004 TOTAL (6)	INCR/DECR (7)	2004-2005 TOTAL (8)
53 6128 REFUGEE MEDICAL ASSIST P	0	525,700	525,700	0	525,700	0	525,700
53 6129 ADOPTION SUBSIDY PYMT	35,881,962	42,738,463	42,738,463	1,603,599	44,342,062	6,900,415	49,638,878
53 6130 RETRO-ADOPTION ASSIST PY	351,100	486,667	486,667	0	486,667	0	486,667
53 6132 IV-E HIV ADOPTION ASSIST	331,200	655,700	655,700	-140,093	515,607	-104,502	551,198
53 6133 IV-B HIV ADOPTION ASSIST	0	54,000	54,000	0	54,000	0	54,000
53 6134 IV-B HIV ADOPTION ASSIST	60,600	101,808	101,808	0	101,808	0	101,808
53 6135 BOARDING HOME PYMT	6,956,803	7,767,068	7,767,068	2,829,814	10,596,882	3,060,028	10,827,096
53 6136 UNADJUSTED REF FROM COUN	-5,067	0	0	0	0	0	0
53 6138 TANF BENEFIT PAYMENTS	131,355,042	129,229,933	129,229,933	0	129,229,933	0	129,229,933
53 6139 TANF PYMTS W/PENALTY MAT	50	0	0	0	0	0	0
53 6142 TANF UNADJ REFUND FOR CO	6	0	0	0	0	0	0
53 6144 TANF UP PYMTS	3,593,049	987,750	987,750	0	987,750	0	987,750
53 6145 TANF-EA FOSTER CARE	1,475,389	1,500,000	1,500,000	0	1,500,000	0	1,500,000
53 6146 TANF-EA PYMTS OVER STATE	1,739,254	1,700,000	1,700,000	0	1,700,000	0	1,700,000
53 6150 GUARDIANSHIP PAYMENTS	116,220	150,000	150,000	0	150,000	0	150,000
53 6155 IV-E WAIVER PAYMENTS	2,586,860	0	0	0	0	0	0
53 6172 CO.FRAUD RECOVERY-	73,720	95,491	95,491	0	95,491	0	95,491
53 6173 TANF FRAUD RECOVERY	476,341	172,926	172,926	0	172,926	0	172,926
53 6175 ADOPTION/FOSTER CA	14,664,550	17,425,861	17,425,861	0	17,425,861	0	17,425,861
53 6202 ELIGIBILITY WORKERS	6,860,124	8,879,530	8,879,530	0	8,879,530	0	8,879,530
53 6203 IV-E FOSTER CARE	33,329,768	27,119,815	27,119,815	0	27,119,815	0	27,119,815
53 6204 COUNTY EQUIPMENT	269,407	4,911,704	4,911,704	0	4,911,704	0	4,911,704
53 6205 LIEAP	3,232,264	3,159,690	3,159,690	0	3,159,690	0	3,159,690
53 6206 IV-E FC OPTIONAL FUNDING	0	12,363	12,363	0	12,363	0	12,363
53 6207 IV-E FC OPTIONAL FUNDING	24,005,344	22,726,034	22,726,034	0	22,726,034	0	22,726,034
53 6209 SPEC ASSISTANCE - ADULTS	4,295,548	3,975,649	3,975,649	0	3,975,649	0	3,975,649
53 6211 REFUGEE ASSISTANCE	42,483	49,787	49,787	0	49,787	0	49,787
53 6212 MA TRANSPORT	7,322,017	5,999,484	5,999,484	0	5,999,484	0	5,999,484
53 6214 MEDICAL ASSISTANCE	129,050,868	126,509,197	126,509,197	0	126,509,197	0	126,509,197
53 6215 FOOD ASSISTANCE	66,820,391	61,023,289	61,023,289	0	61,023,289	0	61,023,289
53 6216 FOOD ASSISTANCE FRAUD	3,771,964	3,686,001	3,686,001	0	3,686,001	0	3,686,001
53 6217 ACH RES ASSESS WKRERS	2,731	0	0	0	0	0	0
53 6218 FOOD STAMP E&T OP REG PR	-169	169	169	0	169	0	169
53 6220 ADULT SVCS. SPEC. PROJ-S	0	40,000	40,000	0	40,000	0	40,000
53 6223 SSBG	17,237,412	15,743,050	15,743,050	0	15,743,050	0	15,743,050
53 6224 SVCS FR SOC SVCS BLOCK G	29,997,772	31,526,642	31,526,642	0	31,526,642	0	31,526,642
53 6225 CHORE SERVICES	6,291,790	5,291,185	5,291,185	0	5,291,185	0	5,291,185

SUMMARY BY ACCOUNT

4440 -

14440 DHHS - Division of Social Services

DESCRIPTION (1)	2001-2002 ACTUAL (2)	CERTIFIED (3)	2002-2003 AUTHORIZED (4)	INCR/DECR (5)	2003-2004 TOTAL (6)	INCR/DECR (7)	2004-2005 TOTAL (8)
53 6226 HOMEMAKER	487,541	825,627	825,627	0	825,627	0	825,627
53 6227 PREPARE & DELIVERY MEALS	49,497	60,811	60,811	0	60,811	0	60,811
53 6229 ADULT DAY CARE	3,188,216	2,807,812	2,807,812	0	2,807,812	0	2,807,812
53 6230 HOUSE & HOME IMPROVEMENT	83,942	125,094	125,094	0	125,094	0	125,094
53 6231 PROTECTIVE SERVICES - ST	2,281,159	2,360,000	2,360,000	0	2,360,000	0	2,360,000
53 6233 INHOME CASE MANAGEMENT	2,154,910	2,237,568	2,237,568	0	2,237,568	0	2,237,568
53 6236 SPEC PERM PLANNING	1,105,999	1,503,753	1,503,753	0	1,503,753	0	1,503,753
53 6237 PERM PLANNING	3,699,616	4,964,901	4,964,901	0	4,964,901	0	4,964,901
53 6238 FAMILY TO FAMILY - CASEY	323,250	0	0	0	0	0	0
53 6239 FAMILY TO FAMILY IV - B	446,944	734,666	734,666	0	734,666	0	734,666
53 6241 FOOD STAMP E&T 50% ADDTN	0	10,618	10,618	0	10,618	0	10,618
53 6242 CRISIS INTERVENTION PYMT	11,479,225	6,598,934	6,598,934	0	6,598,934	0	6,598,934
53 6244 IV-E INDEPENDENT LIVING	2,870,989	3,116,758	3,116,758	0	3,116,758	0	3,116,758
53 6247 REFUGEE	0	5,932	5,932	0	5,932	0	5,932
53 6248 DCD SMART START	5,584,396	6,282,201	6,282,201	0	6,282,201	0	6,282,201
53 6249 CHILD SUPPORT ENFORCEMEN	60,276,351	54,441,769	54,441,769	0	54,441,769	0	54,441,769
53 6250 WORK FIRST BLOCK GR	192,016,121	212,124,090	212,124,090	0	212,124,090	0	212,124,090
53 6251 FOOD STAMP E&T	552,863	239,539	239,539	0	239,539	0	239,539
53 6252 WAKE ELECTRIC ROUNDUP	11,494	0	0	0	0	0	0
53 6253 FOOD STAMP WORKFARE NON-	65,085	223,143	223,143	0	223,143	0	223,143
53 6255 CP&L PROJECT SHARE	827,774	622,786	622,786	0	622,786	0	622,786
53 6257 ADOLESCENT PARENTING	844,264	1,249,609	1,249,609	0	1,249,609	0	1,249,609
53 6258 STATE AID TO COUNTIES	6,473,985	5,473,985	5,473,985	0	5,473,985	0	5,473,985
53 6259 STATE AID - DAY CARE COO	14,038,611	15,789,684	15,789,684	0	15,789,684	0	15,789,684
53 6260 PROTECTIVE SVCS- SSBG&ST	15,187	60,000	60,000	0	60,000	0	60,000
53 6261 FOOD STAMP E&T DEPENDENT	0	10,000	10,000	0	10,000	0	10,000
53 6262 CPS - STATE	-25,434	23,400	23,400	0	23,400	0	23,400
53 6263 COUNTY EXPEN - NONREIMB	54,009,020	54,287,685	54,287,685	0	54,287,685	0	54,287,685
53 6264 DOM CARE CASE MGMT	5,616,622	6,157,292	6,157,292	0	6,157,292	0	6,157,292
53 6265 FAMILIES FOR KIDS TRNG	3,184,231	0	0	0	0	0	0
53 6266 FINGERPRNTNG/CRIMINAL HI	211,286	321,616	321,616	0	321,616	0	321,616
53 6267 FAMILY PRESERVATION- STA	1,031,503	667,593	667,593	0	667,593	0	667,593
53 6269 REFUGEE	-2,941	0	0	0	0	0	0
53 6270 FOOD STAMP WORK FAIR	0	5,986	5,986	0	5,986	0	5,986
53 6277 FOOD STAMP WEL REFORM	8,185	11,486	11,486	0	11,486	0	11,486
53 6280 ADULT HOME SPECIALISTS	3,938,890	3,500,000	3,500,000	0	3,500,000	0	3,500,000
53 6281 EBT ISSUANCE	159,903	162,092	162,092	0	162,092	0	162,092

SUMMARY BY ACCOUNT

4440 -

14440 DHHS - Division of Social Services

DESCRIPTION (1)	2001-2002 ACTUAL (2)	CERTIFIED (3)	2002-2003 AUTHORIZED (4)	INCR/DECR (5)	2003-2004 TOTAL (6)	INCR/DECR (7)	2004-2005 TOTAL (8)
53 6282 EBT TRAINING	727,981	533,900	533,900	0	533,900	0	533,900
53 6283 EBT SUPPORT COSTS	4,040	30,292	30,292	0	30,292	0	30,292
53 6284 EBT TRAINING COSTS	5,899	131,100	131,100	0	131,100	0	131,100
53 6285 F.S. E&T ABAWD	80,661	99,418	99,418	0	99,418	0	99,418
53 6287 STATE IN-HOME 17 UNDER	2,246,601	615,655	615,655	0	615,655	0	615,655
53 6288 ADMIN. CONTRACTS	1,260,274	704,676	704,676	-500,000	204,676	-500,000	204,676
53 6290 HEALTH CHOICE-CO ADMIN	5,266,765	5,324,753	5,324,753	0	5,324,753	0	5,324,753
53 6291 TRANSITIONAL HOUSING FUN	74,678	90,000	90,000	0	90,000	0	90,000
53 6292 HIGH RISK YOUTH FUNDS	133,592	160,000	160,000	0	160,000	0	160,000
53 6293 FAMILIES FOR KIDS II	100,000	0	0	0	0	0	0
53 6294 HOUSING INITIATIVE	1,226,714	40,600	40,600	0	40,600	0	40,600
53 6401 CONTRACT -CWS	1,708,693	2,155,061	2,155,061	0	2,155,061	0	2,155,061
53 6402 CONTRACT - SOC SVCS BLOC	476,933	330,560	330,560	0	330,560	0	330,560
53 6403 CONTRACT - REFUGEE SVCS	1,914,227	3,123,595	3,123,595	0	3,123,595	0	3,123,595
53 6404 CONTRACTS - CAN	172,174	344,348	344,348	0	344,348	0	344,348
53 6406 IV-E TRAINING	1,435,830	0	0	0	0	0	0
53 6407 MEDICAL/DISABLED INFANT	190,311	282,715	282,715	0	282,715	0	282,715
53 6408 CONTRACT MULTIPLE FUNDED	5,015,311	4,040,280	4,040,280	108,190	4,148,470	108,190	4,148,470
53 6409 FAMILY VIOLENCE PREV SVC	2,973,509	2,534,199	2,534,199	0	2,534,199	0	2,534,199
53 6411 CME CONTRACT	994,314	1,064,774	1,064,774	0	1,064,774	0	1,064,774
53 6413 ADOPTION CONTRACTS	325,000	643,327	643,327	0	643,327	0	643,327
53 6416 F/S NUTRITION EDUCATION	10,603,310	8,535,777	8,535,777	0	8,535,777	0	8,535,777
53 6419 ADOPTION OPPORTUNITIES P	3,373,477	3,186,200	3,186,200	-2,000,000	1,186,200	-2,000,000	1,186,200
53 6420 FAMILY PRESERVATION ON P	8,429,900	6,265,341	6,265,341	0	6,265,341	0	6,265,341
53 6422 SSBG-EZ/EC- CITY OF CHAR	542,619	0	0	0	0	0	0
53 6423 SSBG-EZ/EC- LUMBER COUNC	243,180	0	0	0	0	0	0
53 6424 SSBG-EZ/EC- CITY OF ROCK	310,717	0	0	0	0	0	0
53 6426 COMM FAM RESOURCE GRANT	344,477	256,300	256,300	0	256,300	0	256,300
53 6430 EDUCATION INITIATIVE	3,200,880	0	0	0	0	0	0
53 6601 MATERNITY HOME PAYMENTS	1,171,170	794,946	794,946	0	794,946	0	794,946
53 6602 ABORTION FUND PAYMENTS	0	50,000	50,000	0	50,000	0	50,000
53 6603 BOYS/GIRLS CLUBS	900,000	550,000	550,000	-550,000	0	-550,000	0
53 6609 CHILD CARING INSTITUTION	9,307,441	10,426,970	10,426,970	0	10,426,970	0	10,426,970
53 6638 CHILDRENS HOME SOCIETY O	200,000	200,000	200,000	0	200,000	0	200,000
53 6642 MOUNTAIN YOUTH RESOURCES	54,163	50,000	50,000	0	50,000	0	50,000
53 6643 BIABH-CARING FOR CHILDRE	163,044	163,044	163,044	0	163,044	0	163,044
53 6655 GRANT-IN-AID FOOD BANK	1,000,000	1,000,000	1,000,000	-1,000,000	0	-1,000,000	0

SUMMARY BY ACCOUNT

4440 -

14440 DHHS - Division of Social Services

DESCRIPTION (1)	2001-2002 ACTUAL (2)	CERTIFIED (3)	2002-2003 AUTHORIZED (4)	INCR/DECR (5)	2003-2004 TOTAL (6)	INCR/DECR (7)	2004-2005 TOTAL (8)
53 6678 AFT. SCH FOR AT RISK	1,833,306	1,366,877	1,366,877	0	1,366,877	0	1,366,877
53 6880 INCENTIVE SCHLARSHIPS	49,623	90,000	90,000	0	90,000	0	90,000
53 6902 IV-D INCENTIVES	1,307,488	0	0	0	0	0	0
53 6904 COST RECOV-NON-RECIP FEE	-83,696	0	0	0	0	0	0
53 6907 COST RECOV COLLECT ST-OP	-103,009	0	0	0	0	0	0
53 6908 COST RECOVERY - HEALTHCH	-1,312,407	0	0	0	0	0	0
53 6996 ELECTING COUNTIES CASH	271,023	0	0	0	0	0	0
<b>TOTAL AID &amp; PUBLIC ASSISTANCE</b>	<b>1183,085,477</b>	<b>1,195,034,817</b>	<b>1,195,034,817</b>	<b>-15,439,403</b>	<b>1,179,595,414</b>	<b>-8,810,213</b>	<b>1,186,224,604</b>
53 7100 RESERVE FOR INDIRECT COS	0	1,227,607	1,227,607	0	1,227,607	0	1,227,607
53 7111 RES FOR DOM CARE FUTURE	0	25,027	25,027	0	25,027	0	25,027
53 7112 UNCMTD RSV. SSBG ALLOC.	0	131,987	131,987	0	131,987	0	131,987
53 7114 RESV. UNCOMMITTED CWS	0	93,052	93,052	0	93,052	0	93,052
53 7120 RESV. UNCOMMITTED FPS	0	63,571	63,571	0	63,571	0	63,571
53 7170 REDISTRIBUTED COST	4	0	0	0	0	0	0
<b>TOTAL RESERVES</b>	<b>4</b>	<b>1,541,244</b>	<b>1,541,244</b>	<b>0</b>	<b>1,541,244</b>	<b>0</b>	<b>1,541,244</b>
53 8010 TRANS TO OSC-DCAP	18,377	42	42	0	42	0	42
53 81C1 TRF TO B/C 14430 DPH	378,671	0	0	0	0	0	0
53 81D1 TRF TO B/C 14410 CMS	11,595,032	4,866,454	4,866,454	5,157,364	10,023,818	5,157,364	10,023,818
53 81J1 TRF TO B/C 14440 DSS	7,606,603	1,754,380	1,754,380	242,636	1,997,016	242,636	1,997,016
53 81J3 TRF TO B/C 64440 DSS	521,860	0	0	0	0	0	0
53 81P1 TRF TO B/C 14460 DMH	313,935	313,935	313,935	0	313,935	0	313,935
53 819A TRF TO B/C 14100 ADMIN	605,981	486,630	486,630	0	486,630	0	486,630
53 819B TRF TO B/C 14600 COM	56,427	0	0	0	0	0	0
53 819N TRF TO B/C 24650 ESC	6,924,750	6,868,038	6,868,038	0	6,868,038	0	6,868,038
53 819R TRF TO B/C 14060 OJJ	2,533,292	1,532,809	1,532,809	0	1,532,809	0	1,532,809
53 8901 CASH CARRYFORWARD	751,839	0	0	0	0	0	0
<b>TOTAL INTRAGOVERNMENTAL TRANSACT</b>	<b>31,306,767</b>	<b>15,822,288</b>	<b>15,822,288</b>	<b>5,400,000</b>	<b>21,222,288</b>	<b>5,400,000</b>	<b>21,222,288</b>
<b>TOTAL REQUIREMENTS</b>	<b>1284,623,909</b>	<b>1,281,045,468</b>	<b>1,281,045,468</b>	<b>-9,240,251</b>	<b>1,271,805,217</b>	<b>-2,559,448</b>	<b>1,278,486,020</b>



SUMMARY BY ACCOUNT

4440 -

14440 DHHS - Division of Social Services

DESCRIPTION (1)	2001-2002 ACTUAL (2)	CERTIFIED (3)	2002-2003 AUTHORIZED (4)	INCR/DECR (5)	2003-2004 TOTAL (6)	INCR/DECR (7)	2004-2005 TOTAL (8)
ESTIMATED RECEIPTS							
43 2200 COUNTY FUNDS	89,642,189	88,947,860	88,947,860	-316,712	88,631,148	3,088,364	92,036,224
43 2202 COUNTY EPLN RECEIPTS	0	51,035	51,035	0	51,035	0	51,035
43 2205 LOCAL PARTICIPATION	342,737,717	342,595,673	342,595,673	0	342,595,673	0	342,595,673
43 2206 IV-D INCENTIVE PASS THRU	2,158,496	2,165,882	2,165,882	0	2,165,882	0	2,165,882
43 2402 KELLOGG GRANT	19,617	0	0	0	0	0	0
43 2501 CRIME COMM. DUAL TRACKIN	17,467	0	0	0	0	0	0
43 2996 PROVIDER MATCH DEDUCTED	20,095,609	20,201,892	20,201,892	0	20,201,892	0	20,201,892
43 6200 NONCAPITAL GIFTS	398	50,000	50,000	0	50,000	0	50,000
43 7122 ACCTS REC INTEREST	8,412	0	0	0	0	0	0
43 7123 ACCTS REC PENALTY	10,166	0	0	0	0	0	0
43 7300 INDIRECT COST CONTRIBUTI	4,475,398	4,475,398	4,475,398	0	4,475,398	0	4,475,398
43 7990 OTHER MISC REV-PROGRAM	463,542	0	0	0	0	0	0
43 7992 IMPREST CASH REDEPOSIT	9,700	9,800	9,800	0	9,800	0	9,800
43 7994 RETURNED CHECK FEE	28,104	0	0	0	0	0	0
43 8042 STATE HEALTH PLAN RESERV	40,621	0	0	0	0	0	0
43 81C1 TRANS FM 14430 DPH	190,114	0	0	0	0	0	0
43 81F1 TRANS FM 14420 DCD	4,954,603	5,080,350	5,080,350	0	5,080,350	0	5,080,350
43 81J1 TRANS 14440 DSS	7,606,603	1,737,369	1,737,369	242,636	1,980,005	242,636	1,980,005
43 81J2 TRANS 24441 DSS	418,001	0	0	0	0	0	0
43 81J3 TRANS 64440 DSS	1,408,318	65,918	65,918	0	65,918	0	65,918
43 81J4 TRANS 64441 DSS	10,486,445	15,768,718	15,768,718	0	15,768,718	0	15,768,718
43 81K1 TRANS FM 14445 DMA	3,269,790	2,420,843	2,420,843	7,088	2,427,931	7,929	2,428,772
43 81P1 TRANS FM 14460 DMH	500,000	0	0	0	0	0	0
43 8106 TRANSFER FROM 64440-CP&L	4	0	0	0	0	0	0
43 819S TRF FR B/C 84210 DOT	12,151	27,532	27,532	0	27,532	0	27,532
43 819U TRANSFER FROM DOT	21,516	0	0	0	0	0	0
53 8301 EBT PAYBACK	35,415	0	0	0	0	0	0
53 8306 FED SHARE IV-D INCENTIVE	123,008	0	0	0	0	0	0
53 882E CHILD CARE DEV FUND ADMI	13,036,384	12,675,029	12,675,029	0	12,675,029	0	12,675,029
53 886B MED. ASST. PMTS.	2,351,183	1,986,611	1,986,611	0	1,986,611	0	1,986,611
53 886C TITLE XIX-FED SHARE ONLY	74,494,733	72,168,340	72,168,340	10,145	72,178,485	11,139	72,179,479
53 886D HEALTH CHOICE FED.	2,902,541	4,267,970	4,267,970	0	4,267,970	0	4,267,970
53 887B AFDC INCOME PAYMENTS	-866,030	0	0	0	0	0	0
53 887E CHILD SUPPORT ENF	67,262,352	63,694,946	63,694,946	422,982	64,117,928	443,744	64,138,690

SUMMARY BY ACCOUNT

4440 -

14440 DHHS - Division of Social Services

DESCRIPTION (1)	2001-2002 ACTUAL (2)	CERTIFIED (3)	2002-2003 AUTHORIZED (4)	INCR/DECR (5)	2003-2004 TOTAL (6)	INCR/DECR (7)	2004-2005 TOTAL (8)
53 887F CHILD WELFARE	6,281,861	7,976,231	7,978,786	558	7,979,344	888	7,979,674
53 887G CWS-FAMILY PRESERV SVCS	5,519,716	5,798,459	5,798,459	5,632	5,804,091	7,281	5,805,740
53 887J REFUGEE CASH & MED ASSIS	544,933	1,135,545	1,135,545	2,716	1,138,261	3,435	1,138,980
53 887K IV-E FC ASSIST PAYMENTS	66,919,883	74,206,386	74,206,386	-14,593,673	59,612,713	-16,399,111	57,807,275
53 887L IV-E ADOPTION SUBS PMTS	17,342,788	20,103,452	20,103,452	2,135	20,105,587	2,632	20,106,084
53 887N INDEPENDENT LIVING	2,239,469	2,373,153	2,373,153	2,135	2,375,288	2,297	2,375,450
53 887P LOW INCOME ENERGY	23,431,945	19,756,079	19,756,079	0	19,756,079	0	19,756,079
53 887Q SSBG	29,492,084	30,508,925	30,506,370	6,032	30,512,402	7,461	30,513,831
53 887R URBAN & RURAL ENTERPRISE	1,096,515	0	0	0	0	0	0
53 887T REFUGEE-UNANTICIPATED AR	0	568,893	568,893	0	568,893	0	568,893
53 887V FAMILY VIOL. PREV	1,787,570	2,108,841	2,108,841	1,300	2,110,141	1,300	2,110,141
53 887W CHILD ABUSE & SVC	527,127	945,355	945,355	958	946,313	1,633	946,988
53 887Z REFUGEE SOCIAL SERVICES	1,191,898	1,683,131	1,683,131	0	1,683,131	0	1,683,131
53 888B JOB CORP	247,197	0	0	0	0	0	0
53 888C FOOD STAMPS-USDA	49,146,402	45,784,886	45,784,886	2,577	45,787,463	3,044	45,787,930
53 888E COMM-BASED FAM RES GRANT	345,782	641,252	641,252	0	641,252	0	641,252
53 888F F/S WORKFARE COST	12,454	5,986	5,986	0	5,986	0	5,986
53 888K TANF OT2	247,887,266	248,210,040	248,210,040	0	248,210,040	0	248,210,040
53 888M ACCESS & VISITATION	151,030	52,016	52,016	0	52,016	0	52,016
53 888N FED. RETENTION/ADVANCEME	0	29	29	0	29	0	29
53 888P REFUGEE-MICROENTERPRISE	192,130	182,136	182,136	0	182,136	0	182,136
53 888Q RAP RESETLMNT ELDERLY G	87,534	161,962	161,962	0	161,962	0	161,962
53 888R REFUGEE TAG FORMULA	223,392	299,541	299,541	0	299,541	0	299,541
53 888S REFUGEE TARGETED ASST	139,129	227,992	227,992	0	227,992	0	227,992
53 888T ADOPTION INCENTIVE PROGR	1,001,811	714	714	0	714	0	714
43 8901 TRF FR PREV. FISCAL YEAR	1,880,613	0	0	0	0	0	0
-----							
TOTAL RECEIPTS	1105,605,096	1,101,122,170	1,101,122,170	-14,203,491	1,086,918,679	-12,575,328	1,088,546,842
-----							
NET APPROPRIATION	179,018,813	179,923,298	179,923,298	4,963,240	184,886,538	10,015,880	189,939,178

POSITION COUNTS  
SUMMARY BY FUND

4440 -  
14440 DHHS - Division of Social Services

DESCRIPTION (1)	2001-2002 ACTUAL (2)	CERTIFIED (3)	2002-2003 AUTHORIZED (4)	INCR/DECR (5)	2003-2004 TOTAL (6)	INCR/DECR (7)	2004-2005 TOTAL (8)
REQUIREMENTS							
1110 STATE ADMINISTRATION	88.00	84.00	84.00	.00	84.00	.00	84.00
1130 PUBLIC ASSIST ADMIN	63.00	58.00	58.00	.00	58.00	.00	58.00
1140 CHILD WELFARE SERVICES	109.00	96.00	96.00	.00	96.00	.00	96.00
1170 ADULT AND FAMILY SERVICE	32.00	28.00	28.00	.00	28.00	.00	28.00
1500 CHILD SUPPORT ENFORCEMEN	510.00	482.00	482.00	.00	482.00	.00	482.00
TOTAL REQUIREMENTS	802.00	748.00	748.00	.00	748.00	.00	748.00

POSITION COUNTS  
SUMMARY BY ACCOUNT

4440 -  
14440 DHHS - Division of Social Services

DESCRIPTION (1)	2001-2002 ACTUAL (2)	CERTIFIED (3)	2002-2003 AUTHORIZED (4)	INCR/DECR (5)	2003-2004 TOTAL (6)	INCR/DECR (7)	2004-2005 TOTAL (8)
REQUIREMENTS							
53 1213 SPA REGULAR SALARIES &WA	798.00	748.00	748.00	.00	748.00	.00	748.00
53 1223 SPA TIME LMTD. SAL-UNDES	4.00	.00	.00	.00	.00	.00	.00
TOTAL REQUIREMENTS	802.00	748.00	748.00	.00	748.00	.00	748.00

FUND DETAIL

4440 -  
 14440 DHHS - Division of Social Services  
 1110 State Administration

DESCRIPTION (1)	2001-2002 ACTUAL (2)	CERTIFIED (3)	2002-2003 AUTHORIZED (4)	INCR/DECR (5)	2003-2004 TOTAL (6)	INCR/DECR (7)	2004-2005 TOTAL (8)
REQUIREMENTS							
53 1213 SPA REGULAR SALARIES &WA	3,507,095	3,550,747	3,550,747	0	3,550,747	0	3,550,747
53 1223 SPA TIME LMTD. SAL-UNDES	0	96	96	0	96	0	96
53 1413 OVERTIME PAY - UNDESIGNA	1	0	0	0	0	0	0
53 1423 HOLIDAY PAY - UNDESIGNA	127	0	0	0	0	0	0
53 1463 LONGEVITY - UNDESIGNATED	112,078	113,674	113,674	21,046	134,720	24,512	138,186
53 1513 SOCIAL SECURITY CONTRIBU	267,483	279,455	279,455	1,610	281,065	1,875	281,330
53 1523 REGULAR RETIREMENT- UNDE	181,086	111,774	111,774	637	112,411	740	112,514
53 1563 MEDICAL INSURANCE CONTRI	219,563	248,246	248,246	0	248,246	0	248,246
53 1625 SHORT TERM DISABILITY BE	0	14,364	14,364	0	14,364	0	14,364
53 1631 WORKERS' COMPENSATION	239	5,295	5,295	0	5,295	0	5,295
53 1651 COMPENSATION TO BOARD ME	615	8,000	8,000	0	8,000	0	8,000
TOTAL PERSONAL SERVICES	4,288,287	4,331,651	4,331,651	23,293	4,354,944	27,127	4,358,778
53 2110 LEGAL SERVICES	266,237	325,284	325,284	0	325,284	0	325,284
53 2170 ADMINISTRATIVE SERVICE	17,783	122,379	122,379	0	122,379	0	122,379
53 2184 JANITORIAL SERVICES	1,750	6,350	6,350	0	6,350	0	6,350
53 2185 WASTE REM/RECY SER AGREE	91	485	485	0	485	0	485
53 2186 SECURITY SERVICES	18,703	3,740	3,740	0	3,740	0	3,740
53 2200 UTILITY/ENERGY SERVICES	14,167	17,245	17,245	494	17,739	1,005	18,250
53 2300 REPAIR SERVICES	19,264	60,229	60,229	0	60,229	0	60,229
53 2400 MAINTENANCE AGREEMENTS	34,970	72,867	72,867	0	72,867	0	72,867
53 2500 RENTALS/LEASES	121,479	111,219	111,219	0	111,219	0	111,219
53 2700 TRAVEL & EMPLOYEE EXPNS'	173,076	215,438	215,438	0	215,438	0	215,438
53 2800 COMMUNICATIONS/DATA PROC	3,135,114	3,622,623	3,622,623	0	3,622,623	0	3,622,623
53 2900 OTHER SERVICES	7,993	10,599	10,599	0	10,599	0	10,599
TOTAL PURCHASED SERVICES	3,810,627	4,568,458	4,568,458	494	4,568,952	1,005	4,569,463
53 3100 GENERAL ADMIN SUPPLIES	-185,684	157,849	157,849	0	157,849	0	157,849
53 3700 RESEARCH/EDUCATION SUPPL	0	710	710	0	710	0	710
TOTAL SUPPLIES	-185,684	158,559	158,559	0	158,559	0	158,559
53 4500 EQUIPMENT	50,214	98,379	98,379	0	98,379	0	98,379
53 4700 INTANGIBLE ASSETS	7,888	13,715	13,715	0	13,715	0	13,715
TOTAL PROPERTY, PLANT & EQUIPMT	58,102	112,094	112,094	0	112,094	0	112,094
53 5100 LEGAL/LICENSES/PERMITS	1,142	1,341	1,341	0	1,341	0	1,341
53 5600 ASSETS/OTHER ADJUSTMENTS	4,475,398	4,475,398	4,475,398	0	4,475,398	0	4,475,398

FUND DETAIL

4440 -  
 14440 DHHS - Division of Social Services  
 1110 State Administration

DESCRIPTION (1)	2001-2002 ACTUAL (2)	CERTIFIED (3)	2002-2003 AUTHORIZED (4)	INCR/DECR (5)	2003-2004 TOTAL (6)	INCR/DECR (7)	2004-2005 TOTAL (8)
<b>REQUIREMENTS</b>							
53 5800 OTHER ADMIN EXPENSES	2,290	29,450	29,450	0	29,450	0	29,450
53 5900 OTHER EXPENSES	268	500	500	0	500	0	500
<b>TOTAL OTHER EXPENSES &amp; ADJUSTMEN</b>	<b>4,479,098</b>	<b>4,506,689</b>	<b>4,506,689</b>	<b>0</b>	<b>4,506,689</b>	<b>0</b>	<b>4,506,689</b>
53 7170 REDISTRIBUTED COST	2	0	0	0	0	0	0
<b>TOTAL RESERVES</b>	<b>2</b>	<b>0</b>	<b>0</b>	<b>0</b>	<b>0</b>	<b>0</b>	<b>0</b>
53 8010 TRANS TO OSC-DCAP	2,684	0	0	0	0	0	0
53 8901 CASH CARRYFORWARD	751,839	0	0	0	0	0	0
<b>TOTAL INTRAGOVERNMENTAL TRANSACT</b>	<b>754,523</b>	<b>0</b>	<b>0</b>	<b>0</b>	<b>0</b>	<b>0</b>	<b>0</b>
<b>TOTAL REQUIREMENTS</b>	<b>13,204,955</b>	<b>13,677,451</b>	<b>13,677,451</b>	<b>23,787</b>	<b>13,701,238</b>	<b>28,132</b>	<b>13,705,583</b>
<b>ESTIMATED RECEIPTS</b>							
43 7300 INDIRECT COST CONTRIBUTI	4,475,398	4,475,398	4,475,398	0	4,475,398	0	4,475,398
43 7990 OTHER MISC REV-PROGRAM	172	0	0	0	0	0	0
43 81J1 TRANS 14440 DSS	1,538,380	385,524	385,524	0	385,524	0	385,524
43 81K1 TRANS FM 14445 DMA	1,500,669	1,286,596	1,286,596	4,589	1,291,185	4,953	1,291,549
43 819S TRF FR B/C 84210 DOT	27,978	27,532	27,532	0	27,532	0	27,532
53 886C TITLE XIX-FED SHARE ONLY	1,567,470	1,375,997	1,375,997	4,501	1,380,498	4,865	1,380,862
53 886D HEALTH CHOICE FED.	0	1	1	0	1	0	1
53 887E CHILD SUPPORT ENF	851,130	756,036	756,036	2,026	758,062	2,738	758,774
53 887F CHILD WELFARE	54,191	107,215	107,215	156	107,371	194	107,409
53 887G CWS-FAMILY PRESERV SVCS	38,516	27,845	27,845	91	27,936	152	27,997
53 887J REFUGEE CASH & MED ASSIS	16,880	13,802	13,802	48	13,850	78	13,880
53 887K IV-E FC ASSIST PAYMENTS	90,916	90,704	90,704	812	91,516	982	91,686
53 887L IV-E ADOPTION SUBS PMTS	20,761	11,133	11,133	-130	11,003	-118	11,015
53 887N INDEPENDENT LIVING	10,274	8,157	8,157	112	8,269	128	8,285
53 887Q SSBG	112,362	135,449	135,449	1,007	136,456	1,185	136,634
53 887W CHILD ABUSE & SVC	6,712	6,419	6,419	24	6,443	35	6,454
53 887Z REFUGEE SOCIAL SERVICES	0	51	51	0	51	0	51
53 888C FOOD STAMPS-USDA	880,491	1,031,264	1,031,264	1,779	1,033,043	2,002	1,033,266
53 888E COMM-BASED FAM RES GRANT	1,864	812	812	0	812	0	812
53 888K TANF OT2	39,842	217,999	217,999	0	217,999	0	217,999
53 888N FED. RETENTION/ADVANCEME	0	29	29	0	29	0	29

FUND DETAIL

4440 -  
 14440 DHHS - Division of Social Services  
 1110 State Administration

DESCRIPTION (1)	2001-2002 ACTUAL (2)	CERTIFIED (3)	2002-2003 AUTHORIZED (4)	INCR/DECR (5)	2003-2004 TOTAL (6)	INCR/DECR (7)	2004-2005 TOTAL (8)
ESTIMATED RECEIPTS							
53 888T ADOPTION INCENTIVE PROGR	0	714	714	0	714	0	714
43 8901 TRF FR PREV. FISCAL YEAR	97,666	0	0	0	0	0	0
TOTAL RECEIPTS	11,331,672	9,958,677	9,958,677	15,015	9,973,692	17,194	9,975,871
NET APPROPRIATION	1,873,283	3,718,774	3,718,774	8,772	3,727,546	10,938	3,729,712

FUND DETAIL

4440 -  
 14440 DHHS - Division of Social Services  
 1120 Regional Administration

DESCRIPTION (1)	2001-2002 ACTUAL (2)	CERTIFIED (3)	2002-2003 AUTHORIZED (4)	INCR/DECR (5)	2003-2004 TOTAL (6)	INCR/DECR (7)	2004-2005 TOTAL (8)
REQUIREMENTS							
53 1213 SPA REGULAR SALARIES &WA	130,476	0	0	0	0	0	0
53 1463 LONGEVITY - UNDESIGNATED	13,239	0	0	0	0	0	0
53 1513 SOCIAL SECURITY CONTRIBU	24,088	0	0	0	0	0	0
53 1523 REGULAR RETIREMENT- UNDE	6,957	0	0	0	0	0	0
53 1563 MEDICAL INSURANCE CONTRI	13,541	0	0	0	0	0	0
53 1623 SEVERANCE SALRY CONTINUA	182,610	0	0	0	0	0	0
53 1625 SHORT TERM DISABILITY BE	2,147	0	0	0	0	0	0
TOTAL PERSONAL SERVICES	373,058	0	0	0	0	0	0
53 2300 REPAIR SERVICES	1,932	0	0	0	0	0	0
53 2400 MAINTENANCE AGREEMENTS	3,759	0	0	0	0	0	0
53 2500 RENTALS/LEASES	4,060	0	0	0	0	0	0
53 2700 TRAVEL & EMPLOYEE EXPNS'	6,101	0	0	0	0	0	0
53 2800 COMMUNICATIONS/DATA PROC	25,976	0	0	0	0	0	0
53 2900 OTHER SERVICES	10	0	0	0	0	0	0
TOTAL PURCHASED SERVICES	41,838	0	0	0	0	0	0
53 3100 GENERAL ADMIN SUPPLIES	3,817	0	0	0	0	0	0
TOTAL SUPPLIES	3,817	0	0	0	0	0	0
53 4700 INTANGIBLE ASSETS	126	0	0	0	0	0	0
TOTAL PROPERTY, PLANT & EQUIPMT	126	0	0	0	0	0	0
53 5800 OTHER ADMIN EXPENSES	179	0	0	0	0	0	0
TOTAL OTHER EXPENSES & ADJUSTMEN	179	0	0	0	0	0	0
53 7170 REDISTRIBUTED COST	-1	0	0	0	0	0	0
TOTAL RESERVES	-1	0	0	0	0	0	0
53 8010 TRANS TO OSC-DCAP	65	0	0	0	0	0	0
TOTAL INTRAGOVERNMENTAL TRANSACT	65	0	0	0	0	0	0



FUND DETAIL

4440 -  
 14440 DHHS - Division of Social Services  
 1120 Regional Administration

DESCRIPTION (1)	2001-2002 ACTUAL (2)	CERTIFIED (3)	2002-2003 AUTHORIZED (4)	INCR/DECR (5)	2003-2004 TOTAL (6)	INCR/DECR (7)	2004-2005 TOTAL (8)
-----							
TOTAL REQUIREMENTS	419,082	0	0	0	0	0	0
-----							
ESTIMATED RECEIPTS							
-----							
43 81J1 TRANS 14440 DSS	28,163	0	0	0	0	0	0
43 81K1 TRANS FM 14445 DMA	56,057	0	0	0	0	0	0
53 886C TITLE XIX-FED SHARE ONLY	56,059	0	0	0	0	0	0
53 887E CHILD SUPPORT ENF	20,926	0	0	0	0	0	0
53 887F CHILD WELFARE	1,350	0	0	0	0	0	0
53 887G CWS-FAMILY PRESERV SVCS	253	0	0	0	0	0	0
53 887J REFUGEE CASH & MED ASSIS	42	0	0	0	0	0	0
53 887K IV-E FC ASSIST PAYMENTS	21,753	0	0	0	0	0	0
53 887N INDEPENDENT LIVING	1,158	0	0	0	0	0	0
53 887Q SSBG	22,219	0	0	0	0	0	0
53 888C FOOD STAMPS-USDA	27,486	0	0	0	0	0	0
-----							
TOTAL RECEIPTS	235,466	0	0	0	0	0	0
-----							
NET APPROPRIATION	183,616	0	0	0	0	0	0

FUND DETAIL

4440 -  
 14440 DHHS - Division of Social Services  
 1130 Public Assistance Administration

DESCRIPTION (1)	2001-2002 ACTUAL (2)	CERTIFIED (3)	2002-2003 AUTHORIZED (4)	INCR/DECR (5)	2003-2004 TOTAL (6)	INCR/DECR (7)	2004-2005 TOTAL (8)
REQUIREMENTS							
53 1213 SPA REGULAR SALARIES &WA	2,218,106	2,422,110	2,422,110	0	2,422,110	0	2,422,110
53 1223 SPA TIME LMTD. SAL-UNDES	37,858	7,660	7,660	0	7,660	0	7,660
53 1463 LONGEVITY - UNDESIGNATED	70,507	62,458	62,458	5,892	68,350	8,320	70,778
53 1513 SOCIAL SECURITY CONTRIBU	172,967	190,144	190,144	450	190,594	637	190,781
53 1523 REGULAR RETIREMENT- UNDE	116,288	76,535	76,535	177	76,712	251	76,786
53 1563 MEDICAL INSURANCE CONTRI	145,620	181,573	181,573	0	181,573	0	181,573
53 1625 SHORT TERM DISABILITY BE	2,527	0	0	0	0	0	0
TOTAL PERSONAL SERVICES	2,763,873	2,940,480	2,940,480	6,519	2,946,999	9,208	2,949,688
53 2132 PHYSICIAN REVIEW	2,670	31,500	31,500	0	31,500	0	31,500
53 2140 INFORMATN TECNOLOGY SVC	6,772,618	0	0	0	0	0	0
53 2170 ADMINISTRATIVE SERVICE	730,417	2,119,461	2,119,461	0	2,119,461	0	2,119,461
53 2186 SECURITY SERVICES	9,085	4,147	4,147	0	4,147	0	4,147
53 2300 REPAIR SERVICES	0	289	289	0	289	0	289
53 2400 MAINTENANCE AGREEMENTS	0	2,369	2,369	0	2,369	0	2,369
53 2500 RENTALS/LEASES	24,317	27,659	27,659	0	27,659	0	27,659
53 2700 TRAVEL & EMPLOYEE EXPNS'	139,133	249,992	249,992	0	249,992	0	249,992
53 2800 COMMUNICATIONS/DATA PROC	1,541,081	1,975,291	1,975,291	0	1,975,291	0	1,975,291
53 2900 OTHER SERVICES	55,293	78,406	78,406	0	78,406	0	78,406
TOTAL PURCHASED SERVICES	9,274,614	4,489,114	4,489,114	0	4,489,114	0	4,489,114
53 3100 GENERAL ADMIN SUPPLIES	57,655	74,645	74,645	0	74,645	0	74,645
TOTAL SUPPLIES	57,655	74,645	74,645	0	74,645	0	74,645
53 4500 EQUIPMENT	192	19,573	19,573	0	19,573	0	19,573
53 4700 INTANGIBLE ASSETS	0	1,458	1,458	0	1,458	0	1,458
TOTAL PROPERTY, PLANT & EQUIPMT	192	21,031	21,031	0	21,031	0	21,031
53 5100 LEGAL/LICENSES/PERMITS	0	170	170	0	170	0	170
53 5800 OTHER ADMIN EXPENSES	875	8,557	8,557	0	8,557	0	8,557
53 5900 OTHER EXPENSES	5,297	10,284	10,284	0	10,284	0	10,284
TOTAL OTHER EXPENSES & ADJUSTMEN	6,172	19,011	19,011	0	19,011	0	19,011
53 6288 ADMIN. CONTRACTS	1,260,274	704,676	704,676	-500,000	204,676	-500,000	204,676
53 6416 F/S NUTRITION EDUCATION	10,603,310	8,535,777	8,535,777	0	8,535,777	0	8,535,777
53 6430 EDUCATION INITIATIVE	3,200,880	0	0	0	0	0	0

FUND DETAIL

4440 -  
 14440 DHHS - Division of Social Services  
 1130 Public Assistance Administration

DESCRIPTION (1)	2001-2002 ACTUAL (2)	CERTIFIED (3)	2002-2003 AUTHORIZED (4)	INCR/DECR (5)	2003-2004 TOTAL (6)	INCR/DECR (7)	2004-2005 TOTAL (8)
<b>REQUIREMENTS</b>							
53 6603 BOYS/GIRLS CLUBS	900,000	550,000	550,000	-550,000	0	-550,000	0
53 6655 GRANT-IN-AID FOOD BANK	0	1,000,000	1,000,000	-1,000,000	0	-1,000,000	0
53 6678 AFT. SCH FOR AT RISK	1,798,149	1,366,877	1,366,877	0	1,366,877	0	1,366,877
<b>TOTAL AID &amp; PUBLIC ASSISTANCE</b>	<b>17,762,613</b>	<b>12,157,330</b>	<b>12,157,330</b>	<b>-2,050,000</b>	<b>10,107,330</b>	<b>-2,050,000</b>	<b>10,107,330</b>
53 7170 REDISTRIBUTED COST	-4	0	0	0	0	0	0
<b>TOTAL RESERVES</b>	<b>-4</b>	<b>0</b>	<b>0</b>	<b>0</b>	<b>0</b>	<b>0</b>	<b>0</b>
53 8010 TRANS TO OSC-DCAP	1,629	42	42	0	42	0	42
<b>TOTAL INTRAGOVERNMENTAL TRANSACT</b>	<b>1,629</b>	<b>42</b>	<b>42</b>	<b>0</b>	<b>42</b>	<b>0</b>	<b>42</b>
<b>TOTAL REQUIREMENTS</b>	<b>29,866,744</b>	<b>19,701,653</b>	<b>19,701,653</b>	<b>-2,043,481</b>	<b>17,658,172</b>	<b>-2,040,792</b>	<b>17,660,861</b>
<b>ESTIMATED RECEIPTS</b>							
43 2200 COUNTY FUNDS	3,324,556	0	0	0	0	0	0
43 2996 PROVIDER MATCH DEDUCTED	5,266,538	4,267,891	4,267,891	0	4,267,891	0	4,267,891
43 81J1 TRANS 14440 DSS	507,058	507,058	507,058	0	507,058	0	507,058
43 81J4 TRANS 64441 DSS	0	26,725	26,725	0	26,725	0	26,725
43 81K1 TRANS FM 14445 DMA	255,056	144,888	144,888	2,092	146,980	2,512	147,400
53 886C TITLE XIX-FED SHARE ONLY	255,057	251,432	251,432	2,092	253,524	2,512	253,944
53 887E CHILD SUPPORT ENF	8,367	0	0	194	194	257	257
53 887F CHILD WELFARE	1,022	1,263	1,263	24	1,287	32	1,295
53 887G CWS-FAMILY PRESERV SVCS	0	3	3	0	3	0	3
53 887J REFUGEE CASH & MED ASSIS	857	24	24	0	24	0	24
53 887K IV-E FC ASSIST PAYMENTS	2,478	662	662	0	662	0	662
53 887L IV-E ADOPTION SUBS PMTS	18,731	13,525	13,525	0	13,525	0	13,525
53 887N INDEPENDENT LIVING	0	20	20	0	20	0	20
53 887P LOW INCOME ENERGY	100,632	259,240	259,240	0	259,240	0	259,240
53 887Q SSBG	9,307	0	0	202	202	268	268
53 887Z REFUGEE SOCIAL SERVICES	0	9	9	0	9	0	9
53 888C FOOD STAMPS-USDA	9,874,764	5,778,695	5,778,695	798	5,779,493	1,042	5,779,737
53 888K TANF OT2	7,756,424	3,040,918	3,040,918	0	3,040,918	0	3,040,918
43 8901 TRF FR PREV. FISCAL YEAR	1,200	0	0	0	0	0	0

FUND DETAIL

4440 -  
 14440 DHHS - Division of Social Services  
 1130 Public Assistance Administration

DESCRIPTION (1)	2001-2002 ACTUAL (2)	CERTIFIED (3)	2002-2003 AUTHORIZED (4)	INCR/DECR (5)	2003-2004 TOTAL (6)	INCR/DECR (7)	2004-2005 TOTAL (8)
-----	-----	-----	-----	-----	-----	-----	-----
TOTAL RECEIPTS	27,382,047	14,292,353	14,292,353	5,402	14,297,755	6,623	14,298,976
-----	-----	-----	-----	-----	-----	-----	-----
NET APPROPRIATION	2,484,697	5,409,300	5,409,300	-2,048,883	3,360,417	-2,047,415	3,361,885

FUND DETAIL

4440 -  
 14440 DHHS - Division of Social Services  
 1140 Child Welfare Services

DESCRIPTION (1)	2001-2002 ACTUAL (2)	CERTIFIED (3)	2002-2003 AUTHORIZED (4)	INCR/DECR (5)	2003-2004 TOTAL (6)	INCR/DECR (7)	2004-2005 TOTAL (8)
REQUIREMENTS							
53 1213 SPA REGULAR SALARIES &WA	3,916,864	3,960,414	3,960,414	0	3,960,414	0	3,960,414
53 1223 SPA TIME LMTD. SAL-UNDES	23,541	3,585	3,585	0	3,585	0	3,585
53 1323 CONTRACT EMPLOYEE PER IR	1,600	0	0	0	0	0	0
53 1463 LONGEVITY - UNDESIGNATED	87,710	41,870	41,870	54,179	96,049	65,279	107,149
53 1513 SOCIAL SECURITY CONTRIBU	301,606	306,470	306,470	4,145	310,615	4,994	311,464
53 1523 REGULAR RETIREMENT- UNDE	201,204	121,226	121,226	1,643	122,869	1,978	123,204
53 1563 MEDICAL INSURANCE CONTRI	252,940	283,661	283,661	0	283,661	0	283,661
53 1572 UNEMPLOYMENT COMPENSATIO	249	0	0	0	0	0	0
53 1625 SHORT TERM DISABILITY BE	10,788	1,879	1,879	0	1,879	0	1,879
53 1631 WORKERS' COMPENSATION	11,517	0	0	0	0	0	0
53 1651 COMPENSATION TO BOARD ME	0	5,556	5,556	0	5,556	0	5,556
<b>TOTAL PERSONAL SERVICES</b>	<b>4,808,019</b>	<b>4,724,661</b>	<b>4,724,661</b>	<b>59,967</b>	<b>4,784,628</b>	<b>72,251</b>	<b>4,796,912</b>
53 2110 LEGAL SERVICES	328,735	334,367	334,367	0	334,367	0	334,367
53 2170 ADMINISTRATIVE SERVICE	1,167,071	257,830	257,830	0	257,830	0	257,830
53 2199 MISCELLANEOUS CONTRACTUA	31,513	26,750	26,750	0	26,750	0	26,750
53 2300 REPAIR SERVICES	0	1,022	1,022	0	1,022	0	1,022
53 2400 MAINTENANCE AGREEMENTS	4,739	4,579	4,579	0	4,579	0	4,579
53 2500 RENTALS/LEASES	160,553	163,341	163,341	0	163,341	0	163,341
53 2700 TRAVEL & EMPLOYEE EXPNS'	437,746	474,626	474,626	0	474,626	0	474,626
53 2800 COMMUNICATIONS/DATA PROC	171,054	284,816	284,816	0	284,816	0	284,816
53 2900 OTHER SERVICES	74,821	17,455	17,455	0	17,455	0	17,455
<b>TOTAL PURCHASED SERVICES</b>	<b>2,376,232</b>	<b>1,564,786</b>	<b>1,564,786</b>	<b>0</b>	<b>1,564,786</b>	<b>0</b>	<b>1,564,786</b>
53 3100 GENERAL ADMIN SUPPLIES	26,467	337,046	337,046	0	337,046	0	337,046
53 3300 OILS, LUBRICANTS, FLUIDS	0	58	58	0	58	0	58
53 3700 RESEARCH/EDUCATION SUPPL	29,814	128,247	128,247	0	128,247	0	128,247
<b>TOTAL SUPPLIES</b>	<b>56,281</b>	<b>465,351</b>	<b>465,351</b>	<b>0</b>	<b>465,351</b>	<b>0</b>	<b>465,351</b>
53 4500 EQUIPMENT	36,633	45,647	45,647	0	45,647	0	45,647
53 4600 ART, OTHER ARTIFACTS/LIT	0	1,519	1,519	0	1,519	0	1,519
53 4700 INTANGIBLE ASSETS	4,124	6,254	6,254	0	6,254	0	6,254
<b>TOTAL PROPERTY, PLANT &amp; EQUIPMT</b>	<b>40,757</b>	<b>53,420</b>	<b>53,420</b>	<b>0</b>	<b>53,420</b>	<b>0</b>	<b>53,420</b>
53 5100 LEGAL/LICENSES/PERMITS	117	56	56	0	56	0	56
53 5800 OTHER ADMIN EXPENSES	89,481	29,889	29,889	0	29,889	0	29,889
<b>TOTAL OTHER EXPENSES &amp; ADJUSTMEN</b>	<b>89,598</b>	<b>29,945</b>	<b>29,945</b>	<b>0</b>	<b>29,945</b>	<b>0</b>	<b>29,945</b>

FUND DETAIL

4440 -  
 14440 DHHS - Division of Social Services  
 1140 Child Welfare Services

DESCRIPTION (1)	2001-2002 ACTUAL (2)	CERTIFIED (3)	2002-2003 AUTHORIZED (4)	INCR/DECR (5)	2003-2004 TOTAL (6)	INCR/DECR (7)	2004-2005 TOTAL (8)
REQUIREMENTS							
53 6048 CONTRACTS MULTI-FUNDED	0	108,190	108,190	-108,190	0	-108,190	0
53 6120 IV-E F/C PYMTS- CCI	-1,028	0	0	0	0	0	0
53 6238 FAMILY TO FAMILY - CASEY	5,250	0	0	0	0	0	0
53 6239 FAMILY TO FAMILY IV - B	1,750	111,111	111,111	0	111,111	0	111,111
53 6244 IV-E INDEPENDENT LIVING	56,712	0	0	0	0	0	0
53 6266 FINGERPRNTNG/CRIMINAL HI	136,056	171,400	171,400	0	171,400	0	171,400
53 6291 TRANSITIONAL HOUSING FUN	76,178	90,000	90,000	0	90,000	0	90,000
53 6292 HIGH RISK YOUTH FUNDS	140,583	160,000	160,000	0	160,000	0	160,000
53 6401 CONTRACT -CWS	1,711,662	2,155,061	2,155,061	0	2,155,061	0	2,155,061
53 6404 CONTRACTS - CAN	172,174	344,348	344,348	0	344,348	0	344,348
53 6406 IV-E TRAINING	1,435,830	0	0	0	0	0	0
53 6407 MEDICAL/DISABLED INFANT	190,311	282,715	282,715	0	282,715	0	282,715
53 6408 CONTRACT MULTIPLE FUNDED	5,015,311	4,040,280	4,040,280	108,190	4,148,470	108,190	4,148,470
53 6409 FAMILY VIOLENCE PREV SVC	2,450	0	0	0	0	0	0
53 6413 ADOPTION CONTRACTS	325,000	643,327	643,327	0	643,327	0	643,327
53 6419 ADOPTION OPPORTUNITIES P	2,895,487	3,100,000	3,100,000	-2,000,000	1,100,000	-2,000,000	1,100,000
53 6420 FAMILY PRESERVATION ON P	8,439,938	6,265,341	6,265,341	0	6,265,341	0	6,265,341
53 6426 COMM FAM RESOURCE GRANT	344,477	256,300	256,300	0	256,300	0	256,300
53 6609 CHILD CARING INSTITUTION	9,307,441	10,426,970	10,426,970	0	10,426,970	0	10,426,970
53 6638 CHILDRENS HOME SOCIETY O	200,000	200,000	200,000	0	200,000	0	200,000
53 6642 MOUNTAIN YOUTH RESOURCES	54,163	50,000	50,000	0	50,000	0	50,000
53 6643 BIABH-CARING FOR CHILDRE	163,044	163,044	163,044	0	163,044	0	163,044
53 6655 GRANT-IN-AID FOOD BANK	1,000,000	0	0	0	0	0	0
53 6880 INCENTIVE SCHLARSHIPS	52,999	90,000	90,000	0	90,000	0	90,000
TOTAL AID & PUBLIC ASSISTANCE	31,725,788	28,658,087	28,658,087	-2,000,000	26,658,087	-2,000,000	26,658,087
53 7170 REDISTRIBUTED COST	1	0	0	0	0	0	0
TOTAL RESERVES	1	0	0	0	0	0	0
53 8010 TRANS TO OSC-DCAP	2,711	0	0	0	0	0	0
TOTAL INTRAGOVERNMENTAL TRANSACT	2,711	0	0	0	0	0	0

FUND DETAIL

4440 -  
 14440 DHHS - Division of Social Services  
 1140 Child Welfare Services

DESCRIPTION (1)	2001-2002 ACTUAL (2)	CERTIFIED (3)	2002-2003 AUTHORIZED (4)	INCR/DECR (5)	2003-2004 TOTAL (6)	INCR/DECR (7)	2004-2005 TOTAL (8)
-----							
TOTAL REQUIREMENTS	39,099,387	35,496,250	35,496,250	-1,940,033	33,556,217	-1,927,749	33,568,501
-----							
ESTIMATED RECEIPTS							
-----							
43 2501 CRIME COMM. DUAL TRACKIN	59,943	0	0	0	0	0	0
43 2996 PROVIDER MATCH DEDUCTED	1,753,670	1,755,849	1,755,849	0	1,755,849	0	1,755,849
43 6200 NONCAPITAL GIFTS	398	50,000	50,000	0	50,000	0	50,000
43 7990 OTHER MISC REV-PROGRAM	20,725	0	0	0	0	0	0
43 7994 RETURNED CHECK FEE	25	0	0	0	0	0	0
43 81B1 TRANS FR DSS B/C 24481	5,250	0	0	0	0	0	0
43 81J1 TRANS 14440 DSS	56,317	56,317	56,317	0	56,317	0	56,317
43 81J3 TRANS 64440 DSS	56,712	0	0	0	0	0	0
43 81K1 TRANS FM 14445 DMA	259,044	8,791	8,791	407	9,198	464	9,255
53 886C TITLE XIX-FED SHARE ONLY	260,284	8,788	8,788	407	9,195	464	9,252
53 887F CHILD WELFARE	2,522,101	2,555,188	2,557,743	378	2,558,121	662	2,558,405
53 887G CWS-FAMILY PRESERV SVCS	4,719,655	5,051,493	5,051,493	5,541	5,057,034	7,129	5,058,622
53 887K IV-E FC ASSIST PAYMENTS	3,130,649	2,344,181	2,344,181	7,268	2,351,449	8,399	2,352,580
53 887L IV-E ADOPTION SUBS PMTS	452,362	646,933	646,933	2,265	649,198	2,750	649,683
53 887N INDEPENDENT LIVING	588,110	635,968	635,968	2,023	637,991	2,169	638,137
53 887Q SSBG	602,400	1,964,793	1,962,238	3,777	1,966,015	4,488	1,966,726
53 887V FAMILY VIOL. PREV	1,960	0	0	0	0	0	0
53 887W CHILD ABUSE & SVC	436,617	856,297	856,297	934	857,231	1,598	857,895
53 888E COMM-BASED FAM RES GRANT	344,927	640,184	640,184	0	640,184	0	640,184
53 888K TANF OT2	9,583,776	1,651,709	1,651,709	0	1,651,709	0	1,651,709
53 888T ADOPTION INCENTIVE PROGR	152,820	0	0	0	0	0	0
43 8901 TRF FR PREV. FISCAL YEAR	9,575	0	0	0	0	0	0
-----							
TOTAL RECEIPTS	25,017,320	18,226,491	18,226,491	23,000	18,249,491	28,123	18,254,614
-----							
NET APPROPRIATION	14,082,067	17,269,759	17,269,759	-1,963,033	15,306,726	-1,955,872	15,313,887

FUND DETAIL

4440 -  
 14440 DHHS - Division of Social Services  
 1160 Job Corps

DESCRIPTION (1)	2001-2002 ACTUAL (2)	CERTIFIED (3)	2002-2003 AUTHORIZED (4)	INCR/DECR (5)	2003-2004 TOTAL (6)	INCR/DECR (7)	2004-2005 TOTAL (8)
REQUIREMENTS							
53 1513 SOCIAL SECURITY CONTRIBU	7,579	0	0	0	0	0	0
53 1563 MEDICAL INSURANCE CONTRI	1,550	0	0	0	0	0	0
53 1623 SEVERANCE SALRY CONTINUA	99,059	0	0	0	0	0	0
TOTAL PERSONAL SERVICES	108,188	0	0	0	0	0	0
TOTAL REQUIREMENTS	108,188	0	0	0	0	0	0
ESTIMATED RECEIPTS							
53 888B JOB CORP	236,990	0	0	0	0	0	0
TOTAL RECEIPTS	236,990	0	0	0	0	0	0
NET APPROPRIATION	-128,802	0	0	0	0	0	0



FUND DETAIL

4440 -  
 14440 DHHS - Division of Social Services  
 1170 Adult and Family Service

DESCRIPTION (1)	2001-2002 ACTUAL (2)	CERTIFIED (3)	2002-2003 AUTHORIZED (4)	INCR/DECR (5)	2003-2004 TOTAL (6)	INCR/DECR (7)	2004-2005 TOTAL (8)
REQUIREMENTS							
53 1213 SPA REGULAR SALARIES &WA	1,185,144	1,221,536	1,221,536	0	1,221,536	0	1,221,536
53 1223 SPA TIME LMTD. SAL-UNDES	15,689	0	0	0	0	0	0
53 1463 LONGEVITY - UNDESIGNATED	33,547	27,755	27,755	10,716	38,471	12,188	39,943
53 1513 SOCIAL SECURITY CONTRIBU	92,778	95,387	95,387	818	96,205	931	96,318
53 1523 REGULAR RETIREMENT- UNDE	61,743	37,853	37,853	324	38,177	369	38,222
53 1563 MEDICAL INSURANCE CONTRI	75,876	82,314	82,314	0	82,314	0	82,314
53 1623 SEVERANCE SALRY CONTINUA	9,737	0	0	0	0	0	0
TOTAL PERSONAL SERVICES	1,474,514	1,464,845	1,464,845	11,858	1,476,703	13,488	1,478,333
53 2199 MISCELLANEOUS CONTRACTUA	750	1,500	1,500	0	1,500	0	1,500
53 2300 REPAIR SERVICES	75	383	383	0	383	0	383
53 2400 MAINTENANCE AGREEMENTS	200	0	0	0	0	0	0
53 2500 RENTALS/LEASES	20,693	35,671	35,671	0	35,671	0	35,671
53 2700 TRAVEL & EMPLOYEE EXPNS'	95,860	159,205	159,205	0	159,205	0	159,205
53 2800 COMMUNICATIONS/DATA PROC	37,490	98,134	98,134	0	98,134	0	98,134
53 2900 OTHER SERVICES	796	6,688	6,688	0	6,688	0	6,688
TOTAL PURCHASED SERVICES	155,864	301,581	301,581	0	301,581	0	301,581
53 3100 GENERAL ADMIN SUPPLIES	11,123	23,098	23,098	0	23,098	0	23,098
53 3700 RESEARCH/EDUCATION SUPPL	0	796	796	0	796	0	796
TOTAL SUPPLIES	11,123	23,894	23,894	0	23,894	0	23,894
53 4500 EQUIPMENT	3,807	11,894	11,894	0	11,894	0	11,894
53 4700 INTANGIBLE ASSETS	311	462	462	0	462	0	462
TOTAL PROPERTY, PLANT & EQUIPMT	4,118	12,356	12,356	0	12,356	0	12,356
53 5800 OTHER ADMIN EXPENSES	535	1,967	1,967	0	1,967	0	1,967
TOTAL OTHER EXPENSES & ADJUSTMEN	535	1,967	1,967	0	1,967	0	1,967
53 6402 CONTRACT - SOC SVCS BLOC	476,933	330,560	330,560	0	330,560	0	330,560
53 6403 CONTRACT - REFUGEE SVCS	1,914,227	3,123,595	3,123,595	0	3,123,595	0	3,123,595
53 6409 FAMILY VIOLENCE PREV SVC	2,971,059	2,534,199	2,534,199	0	2,534,199	0	2,534,199
TOTAL AID & PUBLIC ASSISTANCE	5,362,219	5,988,354	5,988,354	0	5,988,354	0	5,988,354
53 7111 RES FOR DOM CARE FUTURE	0	25,027	25,027	0	25,027	0	25,027

FUND DETAIL

4440 -  
 14440 DHHS - Division of Social Services  
 1170 Adult and Family Service

DESCRIPTION (1)	2001-2002 ACTUAL (2)	CERTIFIED (3)	2002-2003 AUTHORIZED (4)	INCR/DECR (5)	2003-2004 TOTAL (6)	INCR/DECR (7)	2004-2005 TOTAL (8)
REQUIREMENTS							
53 7170 REDISTRIBUTED COST	2	0	0	0	0	0	0
TOTAL RESERVES	2	25,027	25,027	0	25,027	0	25,027
53 8010 TRANS TO OSC-DCAP	985	0	0	0	0	0	0
TOTAL INTRAGOVERNMENTAL TRANSACT	985	0	0	0	0	0	0
TOTAL REQUIREMENTS	7,009,360	7,818,024	7,818,024	11,858	7,829,882	13,488	7,831,512
ESTIMATED RECEIPTS							
43 2996 PROVIDER MATCH DEDUCTED	586,829	608,633	608,633	0	608,633	0	608,633
43 81J1 TRANS 14440 DSS	18,187	18,187	18,187	0	18,187	0	18,187
43 81K1 TRANS FM 14445 DMA	11,703	886	886	0	886	0	886
53 886C TITLE XIX-FED SHARE ONLY	418,295	301,576	301,576	3,145	304,721	3,298	304,874
53 887F CHILD WELFARE	0	1,958	1,958	0	1,958	0	1,958
53 887J REFUGEE CASH & MED ASSIS	186,627	251,589	251,589	2,668	254,257	3,357	254,946
53 887Q SSBG	711,454	774,045	774,045	1,046	775,091	1,520	775,565
53 887T REFUGEE-UNANTICIPATED AR	0	568,893	568,893	0	568,893	0	568,893
53 887V FAMILY VIOL. PREV	1,779,074	2,108,841	2,108,841	1,300	2,110,141	1,300	2,110,141
53 887Z REFUGEE SOCIAL SERVICES	1,297,185	1,683,071	1,683,071	0	1,683,071	0	1,683,071
53 888K TANF OT2	832,770	0	0	0	0	0	0
53 888P REFUGEE-MICROENTERPRISE	166,988	182,136	182,136	0	182,136	0	182,136
53 888Q RAP RESETLMNT ELDERLY G	87,534	161,962	161,962	0	161,962	0	161,962
53 888R REFUGEE TAG FORMULA	228,048	299,541	299,541	0	299,541	0	299,541
53 888S REFUGEE TARGETED ASST	134,472	227,992	227,992	0	227,992	0	227,992
TOTAL RECEIPTS	6,459,166	7,189,310	7,189,310	8,159	7,197,469	9,475	7,198,785
NET APPROPRIATION	550,194	628,714	628,714	3,699	632,413	4,013	632,727

FUND DETAIL

4440 -  
 14440 DHHS - Division of Social Services  
 1180 Aid to Counties

DESCRIPTION (1)	2001-2002 ACTUAL (2)	CERTIFIED (3)	2002-2003 AUTHORIZED (4)	INCR/DECR (5)	2003-2004 TOTAL (6)	INCR/DECR (7)	2004-2005 TOTAL (8)
REQUIREMENTS							
53 6172 CO.FRAUD RECOVERY-	73,720	95,491	95,491	0	95,491	0	95,491
53 6173 TANF FRAUD RECOVERY	476,341	172,926	172,926	0	172,926	0	172,926
53 6175 ADOPTION/FOSTER CA	1,960,516	2,314,153	2,314,153	0	2,314,153	0	2,314,153
53 6202 ELIGIBILITY WORKERS	3,918,532	4,192,701	4,192,701	0	4,192,701	0	4,192,701
53 6203 IV-E FOSTER CARE	8,595,487	3,602,790	3,602,790	0	3,602,790	0	3,602,790
53 6205 LIEAP	3,232,264	3,159,690	3,159,690	0	3,159,690	0	3,159,690
53 6206 IV-E FC OPTIONAL FUNDING	0	12,363	12,363	0	12,363	0	12,363
53 6207 IV-E FC OPTIONAL FUNDING	3,997,471	3,625,745	3,625,745	0	3,625,745	0	3,625,745
53 6209 SPEC ASSISTANCE - ADULTS	4,295,548	3,975,649	3,975,649	0	3,975,649	0	3,975,649
53 6211 REFUGEE ASSISTANCE	42,483	49,787	49,787	0	49,787	0	49,787
53 6212 MA TRANSPORT	543,845	449,644	449,644	0	449,644	0	449,644
53 6214 MEDICAL ASSISTANCE	20,919,649	20,206,020	20,206,020	0	20,206,020	0	20,206,020
53 6215 FOOD ASSISTANCE	66,820,391	61,023,289	61,023,289	0	61,023,289	0	61,023,289
53 6216 FOOD ASSISTANCE FRAUD	3,771,964	3,686,001	3,686,001	0	3,686,001	0	3,686,001
53 6217 ACH RES ASSESS WKERS	313	0	0	0	0	0	0
53 6218 FOOD STAMP E&T OP REG PR	-169	169	169	0	169	0	169
53 6223 SSBG	17,138,526	15,743,050	15,743,050	0	15,743,050	0	15,743,050
53 6224 SVCS FR SOC SVCS BLOCK G	1,396,065	600,000	600,000	0	600,000	0	600,000
53 6225 CHORE SERVICES	1,765,666	2,372,896	2,372,896	0	2,372,896	0	2,372,896
53 6226 HOMEMAKER	214,325	252,234	252,234	0	252,234	0	252,234
53 6227 PREPARE & DELIVERY MEALS	0	6,000	6,000	0	6,000	0	6,000
53 6229 ADULT DAY CARE	905	19,268	19,268	0	19,268	0	19,268
53 6230 HOUSE & HOME IMPROVEMENT	7,129	43,093	43,093	0	43,093	0	43,093
53 6231 PROTECTIVE SERVICES - ST	525,798	660,000	660,000	0	660,000	0	660,000
53 6233 INHOME CASE MANAGEMENT	882,950	939,743	939,743	0	939,743	0	939,743
53 6236 SPEC PERM PLANNING	441,082	854,944	854,944	0	854,944	0	854,944
53 6237 PERM PLANNING	1,073,681	2,578,941	2,578,941	0	2,578,941	0	2,578,941
53 6239 FAMILY TO FAMILY IV - B	155,851	168,000	168,000	0	168,000	0	168,000
53 6241 FOOD STAMP E&T 50% ADDTN	0	367	367	0	367	0	367
53 6244 IV-E INDEPENDENT LIVING	1,089,391	1,398,660	1,398,660	0	1,398,660	0	1,398,660
53 6247 REFUGEE	-345	1,000	1,000	0	1,000	0	1,000
53 6248 DCD SMART START	790,578	1,117,009	1,117,009	0	1,117,009	0	1,117,009
53 6249 CHILD SUPPORT ENFORCEMEN	60,076,518	54,322,889	54,322,889	0	54,322,889	0	54,322,889
53 6250 WORK FIRST BLOCK GRT	26,843,004	27,614,300	27,614,300	0	27,614,300	0	27,614,300
53 6253 FOOD STAMP WORKFARE NON-	10,971	46,506	46,506	0	46,506	0	46,506
53 6257 ADOLESCENT PARENTING	233,033	516,128	516,128	0	516,128	0	516,128
53 6258 STATE AID TO COUNTIES	6,473,985	5,473,985	5,473,985	0	5,473,985	0	5,473,985
53 6259 STATE AID - DAY CARE COO	3,139,316	4,889,159	4,889,159	0	4,889,159	0	4,889,159
53 6262 CPS - STATE	-36,694	23,400	23,400	0	23,400	0	23,400
53 6263 COUNTY EXPEN - NONREIMB	13,209,603	13,421,744	13,421,744	0	13,421,744	0	13,421,744
53 6264 DOM CARE CASE MGMT	728,582	538,498	538,498	0	538,498	0	538,498

FUND DETAIL

4440 -  
 14440 DHHS - Division of Social Services  
 1180 Aid to Counties

DESCRIPTION (1)	2001-2002 ACTUAL (2)	CERTIFIED (3)	2002-2003 AUTHORIZED (4)	INCR/DECR (5)	2003-2004 TOTAL (6)	INCR/DECR (7)	2004-2005 TOTAL (8)
REQUIREMENTS							
53 6265 FAMILIES FOR KIDS TRNG	154,993	0	0	0	0	0	0
53 6266 FINGERPRNTNG/CRIMINAL HI	31,588	0	0	0	0	0	0
53 6267 FAMILY PRESERVATION- STA	184,900	56,234	56,234	0	56,234	0	56,234
53 6270 FOOD STAMP WORK FAIR	0	5,986	5,986	0	5,986	0	5,986
53 6280 ADULT HOME SPECIALISTS	726,890	464,450	464,450	0	464,450	0	464,450
53 6281 EBT ISSUANCE	159,903	162,092	162,092	0	162,092	0	162,092
53 6282 EBT TRAINING	727,981	533,900	533,900	0	533,900	0	533,900
53 6285 F.S. E&T ABAWD	7,255	11,075	11,075	0	11,075	0	11,075
53 6287 STATE IN-HOME 17 UNDER	208,681	216,810	216,810	0	216,810	0	216,810
53 6290 HEALTH CHOICE-CO ADMIN	3,007,551	2,961,237	2,961,237	0	2,961,237	0	2,961,237
53 6294 HOUSING INITIATIVE	417,450	40,600	40,600	0	40,600	0	40,600
53 6419 ADOPTION OPPORTUNITIES P	174,132	86,200	86,200	0	86,200	0	86,200
53 6907 COST RECOV COLLECT ST-OP	-103,009	0	0	0	0	0	0
53 6996 ELECTING COUNTIES CASH	271,023	0	0	0	0	0	0
TOTAL AID & PUBLIC ASSISTANCE	260,777,613	244,706,816	244,706,816	0	244,706,816	0	244,706,816
TOTAL REQUIREMENTS	260,777,613	244,706,816	244,706,816	0	244,706,816	0	244,706,816
ESTIMATED RECEIPTS							
43 2205 LOCAL PARTICIPATION	128,085,409	125,365,982	125,365,982	0	125,365,982	0	125,365,982
43 81F1 TRANS FM 14420 DCD	784,784	688,536	688,536	0	688,536	0	688,536
43 81J1 TRANS 14440 DSS	809,420	43,625	43,625	0	43,625	0	43,625
43 81J3 TRANS 64440 DSS	500	0	0	0	0	0	0
53 882E CHILD CARE DEV FUND ADMI	1,559,854	1,774,504	1,774,504	0	1,774,504	0	1,774,504
53 886C TITLE XIX-FED SHARE ONLY	13,033,941	12,580,370	12,580,370	0	12,580,370	0	12,580,370
53 886D HEALTH CHOICE FED.	2,197,463	2,153,070	2,153,070	0	2,153,070	0	2,153,070
53 887E CHILD SUPPORT ENF	39,618,127	35,902,815	35,902,815	0	35,902,815	0	35,902,815
53 887F CHILD WELFARE	177,994	483,276	483,276	0	483,276	0	483,276
53 887G CWS-FAMILY PRESERV SVCS	46,111	56,234	56,234	0	56,234	0	56,234
53 887J REFUGEE CASH & MED ASSIS	42,483	49,787	49,787	0	49,787	0	49,787
53 887K IV-E FC ASSIST PAYMENTS	6,647,925	3,898,644	3,898,644	0	3,898,644	0	3,898,644
53 887N INDEPENDENT LIVING	155,206	240,000	240,000	0	240,000	0	240,000
53 887P LOW INCOME ENERGY	1,544,034	1,457,690	1,457,690	0	1,457,690	0	1,457,690
53 887Q SSBG	2,908,503	3,119,054	3,119,054	0	3,119,054	0	3,119,054
53 888C FOOD STAMPS-USDA	35,752,694	32,737,320	32,737,320	0	32,737,320	0	32,737,320
53 888F F/S WORKFARE COST	0	5,986	5,986	0	5,986	0	5,986
53 888K TANF OT2	15,009,486	14,395,252	14,395,252	0	14,395,252	0	14,395,252

FUND DETAIL

4440 -  
 14440 DHHS - Division of Social Services  
 1180 Aid to Counties

DESCRIPTION (1)	2001-2002 ACTUAL (2)	CERTIFIED (3)	2002-2003 AUTHORIZED (4)	INCR/DECR (5)	2003-2004 TOTAL (6)	INCR/DECR (7)	2004-2005 TOTAL (8)
ESTIMATED RECEIPTS							
53 888T ADOPTION INCENTIVE PROGR	344,454	0	0	0	0	0	0
TOTAL RECEIPTS	248,718,388	234,952,145	234,952,145	0	234,952,145	0	234,952,145
NET APPROPRIATION	12,059,225	9,754,671	9,754,671	0	9,754,671	0	9,754,671

FUND DETAIL

4440 -  
 14440 DHHS - Division of Social Services  
 1210 Refugee Assistance Payments

DESCRIPTION (1)	2001-2002 ACTUAL (2)	CERTIFIED (3)	2002-2003 AUTHORIZED (4)	INCR/DECR (5)	2003-2004 TOTAL (6)	INCR/DECR (7)	2004-2005 TOTAL (8)
REQUIREMENTS							
53 6127 REFUGEE ASSIST PYMTS	272,713	247,000	247,000	0	247,000	0	247,000
53 6128 REFUGEE MEDICAL ASSIST P	0	525,700	525,700	0	525,700	0	525,700
53 6136 UNADJUSTED REF FROM COUN	135	0	0	0	0	0	0
TOTAL AID & PUBLIC ASSISTANCE	272,848	772,700	772,700	0	772,700	0	772,700
TOTAL REQUIREMENTS	272,848	772,700	772,700	0	772,700	0	772,700
ESTIMATED RECEIPTS							
53 887J REFUGEE CASH & MED ASSIS	272,848	772,700	772,700	0	772,700	0	772,700
TOTAL RECEIPTS	272,848	772,700	772,700	0	772,700	0	772,700
NET APPROPRIATION	0	0	0	0	0	0	0

FUND DETAIL

4440 -  
 14440 DHHS - Division of Social Services  
 1220 Work First Family Assistance

DESCRIPTION (1)	2001-2002 ACTUAL (2)	CERTIFIED (3)	2002-2003 AUTHORIZED (4)	INCR/DECR (5)	2003-2004 TOTAL (6)	INCR/DECR (7)	2004-2005 TOTAL (8)
REQUIREMENTS							
53 6106 AFDC - UP PYMTS	-25,637	0	0	0	0	0	0
53 6107 AFDC PAYMENTS	-813,323	0	0	0	0	0	0
53 6110 ALEX VS HILL PEN PYMTS-M	-2,400	0	0	0	0	0	0
53 6115 FSA CHILD CARE	-7,831	0	0	0	0	0	0
53 6136 UNADJUSTED REF FROM COUN	-1	0	0	0	0	0	0
53 6138 TANF BENEFIT PAYMENTS	131,355,042	129,229,933	129,229,933	0	129,229,933	0	129,229,933
53 6139 TANF PYMTS W/PENALTY MAT	50	0	0	0	0	0	0
53 6142 TANF UNADJ REFUND FOR CO	6	0	0	0	0	0	0
53 6144 TANF UP PYMTS	3,593,049	987,750	987,750	0	987,750	0	987,750
TOTAL AID & PUBLIC ASSISTANCE	134,098,955	130,217,683	130,217,683	0	130,217,683	0	130,217,683
TOTAL REQUIREMENTS	134,098,955	130,217,683	130,217,683	0	130,217,683	0	130,217,683
ESTIMATED RECEIPTS							
43 2200 COUNTY FUNDS	11,471	0	0	0	0	0	0
53 882E CHILD CARE DEV FUND ADMI	-7,831	0	0	0	0	0	0
53 887B AFDC INCOME PAYMENTS	-545,870	0	0	0	0	0	0
53 888K TANF OT2	112,833,801	129,396,275	129,396,275	0	129,396,275	0	129,396,275
TOTAL RECEIPTS	112,291,571	129,396,275	129,396,275	0	129,396,275	0	129,396,275
NET APPROPRIATION	21,807,384	821,408	821,408	0	821,408	0	821,408

FUND DETAIL

4440 -  
 14440 DHHS - Division of Social Services  
 1230 Special Assistance for Adults

DESCRIPTION (1)	2001-2002 ACTUAL (2)	CERTIFIED (3)	2002-2003 AUTHORIZED (4)	INCR/DECR (5)	2003-2004 TOTAL (6)	INCR/DECR (7)	2004-2005 TOTAL (8)
REQUIREMENTS							
53 6125 DOMICILIARY CARE PYMTS	143,286,721	145,885,887	145,885,887	1,314,976	147,200,863	3,268,476	149,154,363
53 6126 DOMICILIARY CARE AIDES -	-759	0	0	0	0	0	0
53 6136 UNADJUSTED REF FROM COUN	-7,139	0	0	0	0	0	0
TOTAL AID & PUBLIC ASSISTANCE	143,278,823	145,885,887	145,885,887	1,314,976	147,200,863	3,268,476	149,154,363
TOTAL REQUIREMENTS	143,278,823	145,885,887	145,885,887	1,314,976	147,200,863	3,268,476	149,154,363
ESTIMATED RECEIPTS							
43 2200 COUNTY FUNDS	71,628,313	72,942,942	72,942,942	657,488	73,600,430	1,634,238	74,577,180
TOTAL RECEIPTS	71,628,313	72,942,942	72,942,942	657,488	73,600,430	1,634,238	74,577,180
NET APPROPRIATION	71,650,510	72,942,945	72,942,945	657,488	73,600,433	1,634,238	74,577,183



FUND DETAIL

4440 -  
 14440 DHHS - Division of Social Services  
 1240 Energy Assistance

DESCRIPTION (1)	2001-2002 ACTUAL (2)	CERTIFIED (3)	2002-2003 AUTHORIZED (4)	INCR/DECR (5)	2003-2004 TOTAL (6)	INCR/DECR (7)	2004-2005 TOTAL (8)
REQUIREMENTS							
53 6124 LIEAP PAYMENTS	11,589,190	11,395,026	11,395,026	0	11,395,026	0	11,395,026
53 6136 UNADJUSTED REF FROM COUN	1,338	0	0	0	0	0	0
TOTAL AID & PUBLIC ASSISTANCE	11,590,528	11,395,026	11,395,026	0	11,395,026	0	11,395,026
TOTAL REQUIREMENTS	11,590,528	11,395,026	11,395,026	0	11,395,026	0	11,395,026
ESTIMATED RECEIPTS							
43 2200 COUNTY FUNDS	70	0	0	0	0	0	0
53 887P LOW INCOME ENERGY	11,590,458	11,395,026	11,395,026	0	11,395,026	0	11,395,026
TOTAL RECEIPTS	11,590,528	11,395,026	11,395,026	0	11,395,026	0	11,395,026
NET APPROPRIATION	0	0	0	0	0	0	0

FUND DETAIL

4440 -  
 14440 DHHS - Division of Social Services  
 1250 Adoption Assistance

DESCRIPTION (1)	2001-2002 ACTUAL (2)	CERTIFIED (3)	2002-2003 AUTHORIZED (4)	INCR/DECR (5)	2003-2004 TOTAL (6)	INCR/DECR (7)	2004-2005 TOTAL (8)
REQUIREMENTS							
53 6111 NON-RECURRING ADOPTION C	398,870	479,400	479,400	-67,928	411,472	-19,706	459,694
53 6112 VENDOR PYMT - MEDICAL	491,742	806,392	806,392	574,290	1,380,682	736,027	1,542,419
53 6113 VENDOR PYMT - THERAPEUTI	1,755,083	2,486,106	2,486,106	694,997	3,181,103	1,067,803	3,553,909
53 6129 ADOPTION SUBSIDY PYMT	35,881,962	42,738,463	42,738,463	1,603,599	44,342,062	6,900,415	49,638,878
53 6130 RETRO-ADOPTION ASSIST PY	351,100	486,667	486,667	0	486,667	0	486,667
53 6132 IV-E HIV ADOPTION ASSIST	331,200	655,700	655,700	-140,093	515,607	-104,502	551,198
53 6133 IV-B HIV ADOPTION ASSIST	0	54,000	54,000	0	54,000	0	54,000
53 6134 IV-B HIV ADOPTION ASSIST	60,600	101,808	101,808	0	101,808	0	101,808
53 6136 UNADJUSTED REF FROM COUN	600	0	0	0	0	0	0
53 6419 ADOPTION OPPORTUNITIES P	122,128	0	0	0	0	0	0
TOTAL AID & PUBLIC ASSISTANCE	39,393,285	47,808,536	47,808,536	2,664,865	50,473,401	8,580,037	56,388,573
TOTAL REQUIREMENTS	39,393,285	47,808,536	47,808,536	2,664,865	50,473,401	8,580,037	56,388,573
ESTIMATED RECEIPTS							
43 2200 COUNTY FUNDS	7,660,007	9,321,585	9,321,585	1,086,474	10,408,059	2,970,275	12,291,860
43 81J1 TRANS 14440 DSS	700,000	0	0	0	0	0	0
53 887F CHILD WELFARE	1,661,613	1,673,916	1,673,916	0	1,673,916	0	1,673,916
53 887L IV-E ADOPTION SUBS PMTS	16,722,685	19,373,804	19,373,804	0	19,373,804	0	19,373,804
53 888T ADOPTION INCENTIVE PROGR	122,128	0	0	0	0	0	0
TOTAL RECEIPTS	26,866,433	30,369,305	30,369,305	1,086,474	31,455,779	2,970,275	33,339,580
NET APPROPRIATION	12,526,852	17,439,231	17,439,231	1,578,391	19,017,622	5,609,762	23,048,993

FUND DETAIL

4440 -  
 14440 DHHS - Division of Social Services  
 1260 Foster Care Assistance

DESCRIPTION (1)	2001-2002 ACTUAL (2)	CERTIFIED (3)	2002-2003 AUTHORIZED (4)	INCR/DECR (5)	2003-2004 TOTAL (6)	INCR/DECR (7)	2004-2005 TOTAL (8)
<b>REQUIREMENTS</b>							
53 6116 FOSTER CARE AT-RISK	1,284,448	1,145,702	1,145,702	881,290	2,026,992	905,557	2,051,259
53 6117 IV-E FOSTER CARE PAYMENT	13,304,586	17,789,000	17,789,000	-8,368,558	9,420,442	-9,523,116	8,265,884
53 6118 IV-E F/C PYMTS OVER STAT	10,503,384	20,224,512	20,224,512	-10,525,417	9,699,095	-10,863,874	9,360,638
53 6120 IV-E F/C PYMTS- CCI	23,489,320	27,418,982	27,418,982	0	27,418,982	0	27,418,982
53 6121 HIV FOSTER CARE	90,328	404,267	404,267	-186,373	217,894	-187,321	216,946
53 6122 STATE HIV FOSTER CARE	59,593	208,259	208,259	0	208,259	0	208,259
53 6135 BOARDING HOME PYMT	6,956,803	7,767,068	7,767,068	2,829,814	10,596,882	3,060,028	10,827,096
53 6145 TANF-EA FOSTER CARE	1,475,389	1,500,000	1,500,000	0	1,500,000	0	1,500,000
53 6146 TANF-EA PYMTS OVER STATE	1,739,254	1,700,000	1,700,000	0	1,700,000	0	1,700,000
53 6150 GUARDIANSHIP PAYMENTS	116,220	150,000	150,000	0	150,000	0	150,000
53 6155 IV-E WAIVER PAYMENTS	2,586,860	0	0	0	0	0	0
<b>TOTAL AID &amp; PUBLIC ASSISTANCE</b>	<b>61,606,185</b>	<b>78,307,790</b>	<b>78,307,790</b>	<b>-15,369,244</b>	<b>62,938,546</b>	<b>-16,608,726</b>	<b>61,699,064</b>
53 81J3 TRF TO B/C 64440 DSS	521,860	0	0	0	0	0	0
<b>TOTAL INTRAGOVERNMENTAL TRANSACT</b>	<b>521,860</b>	<b>0</b>	<b>0</b>	<b>0</b>	<b>0</b>	<b>0</b>	<b>0</b>
<b>TOTAL REQUIREMENTS</b>	<b>62,128,045</b>	<b>78,307,790</b>	<b>78,307,790</b>	<b>-15,369,244</b>	<b>62,938,546</b>	<b>-16,608,726</b>	<b>61,699,064</b>
<b>ESTIMATED RECEIPTS</b>							
43 2200 COUNTY FUNDS	7,017,772	6,683,333	6,683,333	-2,060,674	4,622,659	-1,516,149	5,167,184
43 2205 LOCAL PARTICIPATION	4,017,790	7,586,214	7,586,214	0	7,586,214	0	7,586,214
43 2996 PROVIDER MATCH DEDUCTED	8,981,142	10,130,940	10,130,940	0	10,130,940	0	10,130,940
43 81J4 TRANS 64441 DSS	703,868	280,030	280,030	0	280,030	0	280,030
43 81P1 TRANS FM 14460 DMH	500,000	0	0	0	0	0	0
53 887K IV-E FC ASSIST PAYMENTS	30,932,718	43,689,483	43,689,483	-14,601,753	29,087,730	-16,408,492	27,280,991
53 888K TANF OT2	3,214,643	3,200,000	3,200,000	0	3,200,000	0	3,200,000
<b>TOTAL RECEIPTS</b>	<b>55,367,933</b>	<b>71,570,000</b>	<b>71,570,000</b>	<b>-16,662,427</b>	<b>54,907,573</b>	<b>-17,924,641</b>	<b>53,645,359</b>

FUND DETAIL

4440 -  
 14440 DHHS - Division of Social Services  
 1260 Foster Care Assistance

DESCRIPTION (1)	2001-2002 ACTUAL (2)	CERTIFIED (3)	2002-2003 AUTHORIZED (4)	INCR/DECR (5)	2003-2004 TOTAL (6)	INCR/DECR (7)	2004-2005 TOTAL (8)
NET APPROPRIATION	6,760,112	6,737,790	6,737,790	1,293,183	8,030,973	1,315,915	8,053,705

FUND DETAIL

4440 -  
 14440 DHHS - Division of Social Services  
 1280 County Public Assistance Payments

DESCRIPTION (1)	2001-2002 ACTUAL (2)	CERTIFIED (3)	2002-2003 AUTHORIZED (4)	INCR/DECR (5)	2003-2004 TOTAL (6)	INCR/DECR (7)	2004-2005 TOTAL (8)
REQUIREMENTS							
53 6242 CRISIS INTERVENTION PYMT	11,479,225	6,598,934	6,598,934	0	6,598,934	0	6,598,934
53 6252 WAKE ELECTRIC ROUNDUP	11,494	0	0	0	0	0	0
53 6255 CP&L PROJECT SHARE	827,774	622,786	622,786	0	622,786	0	622,786
TOTAL AID & PUBLIC ASSISTANCE	12,318,493	7,221,720	7,221,720	0	7,221,720	0	7,221,720
TOTAL REQUIREMENTS	12,318,493	7,221,720	7,221,720	0	7,221,720	0	7,221,720
ESTIMATED RECEIPTS							
43 2205 LOCAL PARTICIPATION	194,912	0	0	0	0	0	0
43 81J2 TRANS 24441 DSS	11,494	0	0	0	0	0	0
43 81J3 TRANS 64440 DSS	827,037	0	0	0	0	0	0
43 81J4 TRANS 64441 DSS	0	622,786	622,786	0	622,786	0	622,786
43 8106 TRANSFER FROM 64440-CP&L	4	0	0	0	0	0	0
53 887P LOW INCOME ENERGY	11,285,048	6,598,934	6,598,934	0	6,598,934	0	6,598,934
TOTAL RECEIPTS	12,318,495	7,221,720	7,221,720	0	7,221,720	0	7,221,720
NET APPROPRIATION	-2	0	0	0	0	0	0

FUND DETAIL

4440 -  
 14440 DHHS - Division of Social Services  
 1310 Transfers to Other State Agencies

DESCRIPTION (1)	2001-2002 ACTUAL (2)	CERTIFIED (3)	2002-2003 AUTHORIZED (4)	INCR/DECR (5)	2003-2004 TOTAL (6)	INCR/DECR (7)	2004-2005 TOTAL (8)
REQUIREMENTS							
53 81C1 TRF TO B/C 14430 DPH	378,671	0	0	0	0	0	0
53 81P1 TRF TO B/C 14460 DMH	313,935	313,935	313,935	0	313,935	0	313,935
53 819A TRF TO B/C 14100 ADMIN	435,471	486,630	486,630	0	486,630	0	486,630
53 819B TRF TO B/C 14600 COM	56,427	0	0	0	0	0	0
53 819N TRF TO B/C 24650 ESC	6,969,957	6,868,038	6,868,038	0	6,868,038	0	6,868,038
53 819R TRF TO B/C 14060 OJJ	2,533,292	1,532,809	1,532,809	0	1,532,809	0	1,532,809
TOTAL INTRAGOVERNMENTAL TRANSACT	10,687,753	9,201,412	9,201,412	0	9,201,412	0	9,201,412
TOTAL REQUIREMENTS	10,687,753	9,201,412	9,201,412	0	9,201,412	0	9,201,412
ESTIMATED RECEIPTS							
43 2996 PROVIDER MATCH DEDUCTED	3,508,847	3,432,800	3,432,800	0	3,432,800	0	3,432,800
43 81J1 TRANS 14440 DSS	218,510	170,510	170,510	0	170,510	0	170,510
53 887F CHILD WELFARE	43,264	80,349	80,349	0	80,349	0	80,349
53 887P LOW INCOME ENERGY	26,173	45,189	45,189	0	45,189	0	45,189
53 887Q SSBG	179,091	203,198	203,198	0	203,198	0	203,198
53 888C FOOD STAMPS-USDA	3,527,487	3,502,971	3,502,971	0	3,502,971	0	3,502,971
53 888K TANF OT2	2,517,354	1,425,000	1,425,000	0	1,425,000	0	1,425,000
TOTAL RECEIPTS	10,020,726	8,860,017	8,860,017	0	8,860,017	0	8,860,017
NET APPROPRIATION	667,027	341,395	341,395	0	341,395	0	341,395

FUND DETAIL

4440 -  
 14440 DHHS - Division of Social Services  
 1410 State Purchase of Service

DESCRIPTION (1)	2001-2002 ACTUAL (2)	CERTIFIED (3)	2002-2003 AUTHORIZED (4)	INCR/DECR (5)	2003-2004 TOTAL (6)	INCR/DECR (7)	2004-2005 TOTAL (8)
REQUIREMENTS							
53 6411 CME CONTRACT	996,223	1,064,774	1,064,774	0	1,064,774	0	1,064,774
53 6422 SSBG-EZ/EC- CITY OF CHAR	542,619	0	0	0	0	0	0
53 6423 SSBG-EZ/EC- LUMBER COUNC	243,180	0	0	0	0	0	0
53 6424 SSBG-EZ/EC- CITY OF ROCK	310,717	0	0	0	0	0	0
53 6601 MATERNITY HOME PAYMENTS	1,189,615	794,946	794,946	0	794,946	0	794,946
53 6602 ABORTION FUND PAYMENTS	0	50,000	50,000	0	50,000	0	50,000
TOTAL AID & PUBLIC ASSISTANCE	3,282,354	1,909,720	1,909,720	0	1,909,720	0	1,909,720
TOTAL REQUIREMENTS	3,282,354	1,909,720	1,909,720	0	1,909,720	0	1,909,720
ESTIMATED RECEIPTS							
53 887F CHILD WELFARE	289,588	289,944	289,944	0	289,944	0	289,944
53 887Q SSBG	231,396	238,321	238,321	0	238,321	0	238,321
53 887R URBAN & RURAL ENTERPRISE	1,096,515	0	0	0	0	0	0
53 887W CHILD ABUSE & SVC	72,003	72,003	72,003	0	72,003	0	72,003
43 8901 TRF FR PREV. FISCAL YEAR	110,916	0	0	0	0	0	0
TOTAL RECEIPTS	1,800,418	600,268	600,268	0	600,268	0	600,268
NET APPROPRIATION	1,481,936	1,309,452	1,309,452	0	1,309,452	0	1,309,452

FUND DETAIL

4440 -  
 14440 DHHS - Division of Social Services  
 1480 County Services Program

DESCRIPTION (1)	2001-2002 ACTUAL (2)	CERTIFIED (3)	2002-2003 AUTHORIZED (4)	INCR/DECR (5)	2003-2004 TOTAL (6)	INCR/DECR (7)	2004-2005 TOTAL (8)
REQUIREMENTS							
53 6175 ADOPTION/FOSTER CA	12,704,034	15,111,708	15,111,708	0	15,111,708	0	15,111,708
53 6202 ELIGIBILITY WORKERS	2,941,592	4,686,829	4,686,829	0	4,686,829	0	4,686,829
53 6203 IV-E FOSTER CARE	24,734,281	23,517,025	23,517,025	0	23,517,025	0	23,517,025
53 6204 COUNTY EQUIPMENT	269,407	4,911,704	4,911,704	0	4,911,704	0	4,911,704
53 6207 IV-E FC OPTIONAL FUNDING	20,007,873	19,100,289	19,100,289	0	19,100,289	0	19,100,289
53 6212 MA TRANSPORT	6,778,172	5,549,840	5,549,840	0	5,549,840	0	5,549,840
53 6214 MEDICAL ASSISTANCE	108,131,219	106,303,177	106,303,177	0	106,303,177	0	106,303,177
53 6217 ACH RES ASSESS WKRERS	2,418	0	0	0	0	0	0
53 6220 ADULT SVCS. SPEC. PROJ-S	0	40,000	40,000	0	40,000	0	40,000
53 6224 SVCS FR SOC SVCS BLOCK G	28,601,707	30,926,642	30,926,642	0	30,926,642	0	30,926,642
53 6225 CHORE SERVICES	4,526,124	2,918,289	2,918,289	0	2,918,289	0	2,918,289
53 6226 HOMEMAKER	273,216	573,393	573,393	0	573,393	0	573,393
53 6227 PREPARE & DELIVERY MEALS	49,497	54,811	54,811	0	54,811	0	54,811
53 6229 ADULT DAY CARE	3,187,311	2,788,544	2,788,544	0	2,788,544	0	2,788,544
53 6230 HOUSE & HOME IMPROVEMENT	76,813	82,001	82,001	0	82,001	0	82,001
53 6231 PROTECTIVE SERVICES - ST	1,755,361	1,700,000	1,700,000	0	1,700,000	0	1,700,000
53 6233 INHOME CASE MANAGEMENT	1,271,960	1,297,825	1,297,825	0	1,297,825	0	1,297,825
53 6236 SPEC PERM PLANNING	664,917	648,809	648,809	0	648,809	0	648,809
53 6237 PERM PLANNING	2,625,935	2,385,960	2,385,960	0	2,385,960	0	2,385,960
53 6238 FAMILY TO FAMILY - CASEY	318,000	0	0	0	0	0	0
53 6239 FAMILY TO FAMILY IV - B	289,343	455,555	455,555	0	455,555	0	455,555
53 6241 FOOD STAMP E&T 50% ADDTN	0	10,251	10,251	0	10,251	0	10,251
53 6244 IV-E INDEPENDENT LIVING	1,727,312	1,718,098	1,718,098	0	1,718,098	0	1,718,098
53 6247 REFUGEE	345	4,932	4,932	0	4,932	0	4,932
53 6248 DCD SMART START	4,793,818	5,165,192	5,165,192	0	5,165,192	0	5,165,192
53 6250 WORK FIRST BLOCK GRT	165,173,117	184,509,790	184,509,790	0	184,509,790	0	184,509,790
53 6251 FOOD STAMP E&T	552,863	239,539	239,539	0	239,539	0	239,539
53 6253 FOOD STAMP WORKFARE NON-	54,114	176,637	176,637	0	176,637	0	176,637
53 6257 ADOLESCENT PARENTING	611,231	733,481	733,481	0	733,481	0	733,481
53 6259 STATE AID - DAY CARE COO	10,899,295	10,900,525	10,900,525	0	10,900,525	0	10,900,525
53 6260 PROTECTIVE SVCS- SSBG&ST	15,187	60,000	60,000	0	60,000	0	60,000
53 6261 FOOD STAMP E&T DEPENDENT	0	10,000	10,000	0	10,000	0	10,000
53 6262 CPS - STATE	11,260	0	0	0	0	0	0
53 6263 COUNTY EXPEN - NONREIMB	40,799,417	40,865,941	40,865,941	0	40,865,941	0	40,865,941
53 6264 DOM CARE CASE MGMT	4,888,040	5,618,794	5,618,794	0	5,618,794	0	5,618,794
53 6265 FAMILIES FOR KIDS TRNG	3,029,238	0	0	0	0	0	0
53 6266 FINGERPRNTNG/CRIMINAL HI	43,642	150,216	150,216	0	150,216	0	150,216
53 6267 FAMILY PRESERVATION- STA	846,603	611,359	611,359	0	611,359	0	611,359
53 6269 REFUGEE	-2,941	0	0	0	0	0	0
53 6277 FOOD STAMP WEL REFORM	8,185	11,486	11,486	0	11,486	0	11,486
53 6280 ADULT HOME SPECIALISTS	3,212,000	3,035,550	3,035,550	0	3,035,550	0	3,035,550



FUND DETAIL

4440 -  
 14440 DHHS - Division of Social Services  
 1480 County Services Program

DESCRIPTION (1)	2001-2002 ACTUAL (2)	CERTIFIED (3)	2002-2003 AUTHORIZED (4)	INCR/DECR (5)	2003-2004 TOTAL (6)	INCR/DECR (7)	2004-2005 TOTAL (8)
<b>REQUIREMENTS</b>							
53 6283 EBT SUPPORT COSTS	4,040	30,292	30,292	0	30,292	0	30,292
53 6284 EBT TRAINING COSTS	5,899	131,100	131,100	0	131,100	0	131,100
53 6285 F.S. E&T ABAWD	73,406	88,343	88,343	0	88,343	0	88,343
53 6287 STATE IN-HOME 17 UNDER	2,037,920	398,845	398,845	0	398,845	0	398,845
53 6290 HEALTH CHOICE-CO ADMIN	2,259,214	2,363,516	2,363,516	0	2,363,516	0	2,363,516
53 6293 FAMILIES FOR KIDS II	100,000	0	0	0	0	0	0
53 6294 HOUSING INITIATIVE	809,264	0	0	0	0	0	0
53 6419 ADOPTION OPPORTUNITIES P	609,730	0	0	0	0	0	0
53 6678 AFT. SCH FOR AT RISK	35,157	0	0	0	0	0	0
53 6908 COST RECOVERY - HEALTHCH	-1,312,407	0	0	0	0	0	0
<b>TOTAL AID &amp; PUBLIC ASSISTANCE</b>	<b>460,494,129</b>	<b>479,886,288</b>	<b>479,886,288</b>	<b>0</b>	<b>479,886,288</b>	<b>0</b>	<b>479,886,288</b>
<b>TOTAL REQUIREMENTS</b>	<b>460,494,129</b>	<b>479,886,288</b>	<b>479,886,288</b>	<b>0</b>	<b>479,886,288</b>	<b>0</b>	<b>479,886,288</b>
<b>ESTIMATED RECEIPTS</b>							
43 2205 LOCAL PARTICIPATION	210,263,489	209,471,213	209,471,213	0	209,471,213	0	209,471,213
43 81C1 TRANS FM 14430 DPH	190,114	0	0	0	0	0	0
43 81F1 TRANS FM 14420 DCD	3,984,975	4,391,814	4,391,814	0	4,391,814	0	4,391,814
43 81J1 TRANS 14440 DSS	493,000	273,348	273,348	0	273,348	0	273,348
43 81J2 TRANS 24441 DSS	418,000	0	0	0	0	0	0
43 81J3 TRANS 64440 DSS	500,000	0	0	0	0	0	0
43 81J4 TRANS 64441 DSS	8,877,892	13,839,177	13,839,177	0	13,839,177	0	13,839,177
43 81K1 TRANS FM 14445 DMA	1,199,689	979,682	979,682	0	979,682	0	979,682
53 882E CHILD CARE DEV FUND ADMI	10,899,295	10,900,525	10,900,525	0	10,900,525	0	10,900,525
53 886B MED. ASST. PMTS.	2,348,496	1,986,611	1,986,611	0	1,986,611	0	1,986,611
53 886C TITLE XIX-FED SHARE ONLY	58,258,036	57,244,946	57,244,946	0	57,244,946	0	57,244,946
53 886D HEALTH CHOICE FED.	697,293	2,114,899	2,114,899	0	2,114,899	0	2,114,899
53 887F CHILD WELFARE	2,651,698	2,617,742	2,617,742	0	2,617,742	0	2,617,742
53 887G CWS-FAMILY PRESERV SVCS	507,657	560,238	560,238	0	560,238	0	560,238
53 887K IV-E FC ASSIST PAYMENTS	26,737,788	24,058,500	24,058,500	0	24,058,500	0	24,058,500
53 887N INDEPENDENT LIVING	1,381,858	1,374,478	1,374,478	0	1,374,478	0	1,374,478
53 887Q SSBG	24,427,937	23,819,365	23,819,365	0	23,819,365	0	23,819,365
53 887Z REFUGEE SOCIAL SERVICES	-2,941	0	0	0	0	0	0
53 888C FOOD STAMPS-USDA	390,063	1,928,258	1,928,258	0	1,928,258	0	1,928,258
53 888K TANF OT2	95,247,156	94,849,448	94,849,448	0	94,849,448	0	94,849,448
53 888T ADOPTION INCENTIVE PROGR	1,011,994	0	0	0	0	0	0

FUND DETAIL

4440 -  
 14440 DHHS - Division of Social Services  
 1480 County Services Program

DESCRIPTION (1)	2001-2002 ACTUAL (2)	CERTIFIED (3)	2002-2003 AUTHORIZED (4)	INCR/DECR (5)	2003-2004 TOTAL (6)	INCR/DECR (7)	2004-2005 TOTAL (8)
-----	-----	-----	-----	-----	-----	-----	-----
TOTAL RECEIPTS	450,483,489	450,410,244	450,410,244	0	450,410,244	0	450,410,244
-----	-----	-----	-----	-----	-----	-----	-----
NET APPROPRIATION	10,010,640	29,476,044	29,476,044	0	29,476,044	0	29,476,044

FUND DETAIL

4440 -  
 14440 DHHS - Division of Social Services  
 1500 Child Support Enforcement

DESCRIPTION (1)	2001-2002 ACTUAL (2)	CERTIFIED (3)	2002-2003 AUTHORIZED (4)	INCR/DECR (5)	2003-2004 TOTAL (6)	INCR/DECR (7)	2004-2005 TOTAL (8)
REQUIREMENTS							
53 1213 SPA REGULAR SALARIES &WA	13,125,571	14,556,659	14,556,659	0	14,556,659	0	14,556,659
53 1463 LONGEVITY - UNDESIGNATED	197,297	165,537	165,537	80,525	246,062	107,582	273,119
53 1513 SOCIAL SECURITY CONTRIBU	992,142	1,126,755	1,126,755	6,161	1,132,916	8,232	1,134,987
53 1523 REGULAR RETIREMENT- UNDE	666,532	446,089	446,089	2,439	448,528	3,259	449,348
53 1563 MEDICAL INSURANCE CONTRI	1,174,958	1,418,649	1,418,649	0	1,418,649	0	1,418,649
53 1572 UNEMPLOYMENT COMPENSATIO	3,073	0	0	0	0	0	0
53 1625 SHORT TERM DISABILITY BE	53,434	0	0	0	0	0	0
53 1631 WORKERS' COMPENSATION	22,823	0	0	0	0	0	0
TOTAL PERSONAL SERVICES	16,235,830	17,713,689	17,713,689	89,125	17,802,814	119,073	17,832,762
53 2110 LEGAL SERVICES	1,194,330	1,495,421	1,495,421	0	1,495,421	0	1,495,421
53 2132 PHYSICIAN REVIEW	52,093	112,123	112,123	0	112,123	0	112,123
53 2140 INFORMATN TECNOLOGY SVC	1,675,298	1,197,200	1,197,200	0	1,197,200	0	1,197,200
53 2170 ADMINISTRATIVE SERVICE	7,712,807	8,449,505	8,449,505	0	8,449,505	0	8,449,505
53 2183 LABORATORY SERVICES	822,388	841,226	841,226	0	841,226	0	841,226
53 2184 JANITORIAL SERVICES	19,461	24,311	24,311	0	24,311	0	24,311
53 2199 MISCELLANEOUS CONTRACTUA	296,615	416,174	416,174	0	416,174	0	416,174
53 2200 UTILITY/ENERGY SERVICES	22,526	27,080	27,080	696	27,776	1,413	28,493
53 2300 REPAIR SERVICES	14,114	17,741	17,741	0	17,741	0	17,741
53 2400 MAINTENANCE AGREEMENTS	39,919	48,673	48,673	0	48,673	0	48,673
53 2500 RENTALS/LEASES	1,143,183	1,188,046	1,188,046	56,446	1,244,492	56,446	1,244,492
53 2700 TRAVEL & EMPLOYEE EXPNS'	211,433	250,517	250,517	0	250,517	0	250,517
53 2800 COMMUNICATIONS/DATA PROC	4,485,310	4,652,119	4,652,119	550,754	5,202,873	550,754	5,202,873
53 2900 OTHER SERVICES	7,117	10,062	10,062	0	10,062	0	10,062
TOTAL PURCHASED SERVICES	17,696,594	18,730,198	18,730,198	607,896	19,338,094	608,613	19,338,811
53 3100 GENERAL ADMIN SUPPLIES	148,447	132,059	132,059	0	132,059	0	132,059
TOTAL SUPPLIES	148,447	132,059	132,059	0	132,059	0	132,059
53 4400 OTHER STRUCTURES/IMPROVE	2,016	4,032	4,032	0	4,032	0	4,032
53 4500 EQUIPMENT	692,832	966,427	966,427	0	966,427	0	966,427
53 4700 INTANGIBLE ASSETS	48,186	146,641	146,641	0	146,641	0	146,641
TOTAL PROPERTY, PLANT & EQUIPMT	743,034	1,117,100	1,117,100	0	1,117,100	0	1,117,100
53 5100 LEGAL/LICENSES/PERMITS	562,663	739,653	739,653	0	739,653	0	739,653
53 5800 OTHER ADMIN EXPENSES	851,712	211,300	211,300	0	211,300	0	211,300
53 5900 OTHER EXPENSES	26,852	28,582	28,582	0	28,582	0	28,582

FUND DETAIL

4440 -  
 14440 DHHS - Division of Social Services  
 1500 Child Support Enforcement

DESCRIPTION (1)	2001-2002 ACTUAL (2)	CERTIFIED (3)	2002-2003 AUTHORIZED (4)	INCR/DECR (5)	2003-2004 TOTAL (6)	INCR/DECR (7)	2004-2005 TOTAL (8)
REQUIREMENTS							
-----							
TOTAL OTHER EXPENSES & ADJUSTMEN	1,441,227	979,535	979,535	0	979,535	0	979,535
53 6249 CHILD SUPPORT ENFORCEMEN	154,624	118,880	118,880	0	118,880	0	118,880
53 6902 IV-D INCENTIVES	1,307,488	0	0	0	0	0	0
53 6904 COST RECOV-NON-RECIP FEE	-83,696	0	0	0	0	0	0
TOTAL AID & PUBLIC ASSISTANCE	1,378,416	118,880	118,880	0	118,880	0	118,880
53 7170 REDISTRIBUTED COST	1	0	0	0	0	0	0
TOTAL RESERVES	1	0	0	0	0	0	0
53 8010 TRANS TO OSC-DCAP	10,303	0	0	0	0	0	0
TOTAL INTRAGOVERNMENTAL TRANSACT	10,303	0	0	0	0	0	0
TOTAL REQUIREMENTS	37,653,852	38,791,461	38,791,461	697,021	39,488,482	727,686	39,519,147
-----							
ESTIMATED RECEIPTS							
-----							
43 2202 COUNTY EPLN RECEIPTS	0	51,035	51,035	0	51,035	0	51,035
43 2205 LOCAL PARTICIPATION	77,231	172,264	172,264	0	172,264	0	172,264
43 2206 IV-D INCENTIVE PASS THRU	2,158,496	2,165,882	2,165,882	0	2,165,882	0	2,165,882
43 2996 PROVIDER MATCH DEDUCTED	0	5,779	5,779	0	5,779	0	5,779
43 7122 ACCTS REC INTEREST	8,412	0	0	0	0	0	0
43 7123 ACCTS REC PENALTY	10,166	0	0	0	0	0	0
43 7990 OTHER MISC REV-PROGRAM	451,877	0	0	0	0	0	0
43 7992 IMPREST CASH REDEPOSIT	9,700	9,800	9,800	0	9,800	0	9,800
43 7994 RETURNED CHECK FEE	28,079	0	0	0	0	0	0
43 81J1 TRANS 14440 DSS	3,157,465	282,800	282,800	242,636	525,436	242,636	525,436
43 81J3 TRANS 64440 DSS	0	65,918	65,918	0	65,918	0	65,918
43 81J4 TRANS 64441 DSS	904,685	1,000,000	1,000,000	0	1,000,000	0	1,000,000
53 887E CHILD SUPPORT ENF	23,347,745	25,547,118	25,547,118	420,762	25,967,880	440,749	25,987,867
53 888M ACCESS & VISITATION	113,243	52,016	52,016	0	52,016	0	52,016
43 8901 TRF FR PREV. FISCAL YEAR	1,661,256	0	0	0	0	0	0

FUND DETAIL

4440 -  
 14440 DHHS - Division of Social Services  
 1500 Child Support Enforcement

DESCRIPTION (1)	2001-2002 ACTUAL (2)	CERTIFIED (3)	2002-2003 AUTHORIZED (4)	INCR/DECR (5)	2003-2004 TOTAL (6)	INCR/DECR (7)	2004-2005 TOTAL (8)
-----	-----	-----	-----	-----	-----	-----	-----
TOTAL RECEIPTS	31,928,355	29,352,612	29,352,612	663,398	30,016,010	683,385	30,035,997
-----	-----	-----	-----	-----	-----	-----	-----
NET APPROPRIATION	5,725,497	9,438,849	9,438,849	33,623	9,472,472	44,301	9,483,150

FUND DETAIL

4440 -  
 14440 DHHS - Division of Social Services  
 1810 Revenue Clearing Fund

DESCRIPTION (1)	2001-2002 ACTUAL (2)	CERTIFIED (3)	2002-2003 AUTHORIZED (4)	INCR/DECR (5)	2003-2004 TOTAL (6)	INCR/DECR (7)	2004-2005 TOTAL (8)
ESTIMATED RECEIPTS							
43 2501 CRIME COMM. DUAL TRACKIN	-75,779	0	0	0	0	0	0
43 7990 OTHER MISC REV-PROGRAM	-9,232	0	0	0	0	0	0
43 81B1 TRANS FR DSS B/C 24481	-5,250	0	0	0	0	0	0
43 81F1 TRANS FM 14420 DCD	-285,638	0	0	0	0	0	0
43 81J2 TRANS 24441 DSS	-11,493	0	0	0	0	0	0
43 81J3 TRANS 64440 DSS	-177,159	0	0	0	0	0	0
43 81K1 TRANS FM 14445 DMA	-451,217	0	0	0	0	0	0
43 819J TRF FR B/C 14900 CC&PS	-52,505	0	0	0	0	0	0
43 819S TRF FR B/C 84210 DOT	-31,328	0	0	0	0	0	0
43 819U TRANSFER FROM DOT	21,516	0	0	0	0	0	0
53 882E CHILD CARE DEV FUND ADMI	559,242	0	0	0	0	0	0
53 886B MED. ASST. PMTS.	-3	0	0	0	0	0	0
53 886C TITLE XIX-FED SHARE ONLY	-330,126	0	0	0	0	0	0
53 886D HEALTH CHOICE FED.	-2	0	0	0	0	0	0
53 887B AFDC INCOME PAYMENTS	74,931	0	0	0	0	0	0
53 887E CHILD SUPPORT ENF	294,745	0	0	0	0	0	0
53 887F CHILD WELFARE	-1,702,796	0	0	0	0	0	0
53 887G CWS-FAMILY PRESERV SVCS	115,001	0	0	0	0	0	0
53 887J REFUGEE CASH & MED ASSIS	-12,873	0	0	0	0	0	0
53 887K IV-E FC ASSIST PAYMENTS	-1,525,760	0	0	0	0	0	0
53 887L IV-E ADOPTION SUBS PMTS	-18,008	0	0	0	0	0	0
53 887N INDEPENDENT LIVING	146,776	0	0	0	0	0	0
53 887P LOW INCOME ENERGY	372,770	0	0	0	0	0	0
53 887Q SSBG	299,547	0	0	0	0	0	0
53 887V FAMILY VIOL. PREV	6,265	0	0	0	0	0	0
53 887W CHILD ABUSE & SVC	-3,193	0	0	0	0	0	0
53 887Z REFUGEE SOCIAL SERVICES	-178,942	0	0	0	0	0	0
53 888B JOB CORP	1,026	0	0	0	0	0	0
53 888C FOOD STAMPS-USDA	-2,226,172	0	0	0	0	0	0
53 888E COMM-BASED FAM RES GRANT	-1,407	0	0	0	0	0	0
53 888F F/S WORKFARE COST	12,454	0	0	0	0	0	0
53 888K TANF OT2	-4,165,490	0	0	0	0	0	0
53 888P REFUGEE-MICROENTERPRISE	25,142	0	0	0	0	0	0
53 888T ADOPTION INCENTIVE PROGR	-629,585	0	0	0	0	0	0

FUND DETAIL

4440 -  
 14440 DHHS - Division of Social Services  
 1810 Revenue Clearing Fund

DESCRIPTION (1)	2001-2002 ACTUAL (2)	CERTIFIED (3)	2002-2003 AUTHORIZED (4)	INCR/DECR (5)	2003-2004 TOTAL (6)	INCR/DECR (7)	2004-2005 TOTAL (8)
TOTAL RECEIPTS	-9,964,543	0	0	0	0	0	0
-----							
NET APPROPRIATION	9,964,543	0	0	0	0	0	0

FUND DETAIL

4440 -  
 14440 DHHS - Division of Social Services  
 1900 Reserves and Transfers

DESCRIPTION (1)	2001-2002 ACTUAL (2)	CERTIFIED (3)	2002-2003 AUTHORIZED (4)	INCR/DECR (5)	2003-2004 TOTAL (6)	INCR/DECR (7)	2004-2005 TOTAL (8)
REQUIREMENTS							
53 7112 UNCMDT RSV. SSBG ALLOC.	0	131,987	131,987	0	131,987	0	131,987
53 7114 RESV. UNCOMMITTED CWS	0	93,052	93,052	0	93,052	0	93,052
53 7120 RESV. UNCOMMITTED FPS	0	63,571	63,571	0	63,571	0	63,571
TOTAL RESERVES	0	288,610	288,610	0	288,610	0	288,610
TOTAL REQUIREMENTS	0	288,610	288,610	0	288,610	0	288,610
ESTIMATED RECEIPTS							
53 887F CHILD WELFARE	0	93,052	93,052	0	93,052	0	93,052
53 887G CWS-FAMILY PRESERV SVCS	0	63,571	63,571	0	63,571	0	63,571
53 887Q SSBG	0	131,987	131,987	0	131,987	0	131,987
TOTAL RECEIPTS	0	288,610	288,610	0	288,610	0	288,610
NET APPROPRIATION	0	0	0	0	0	0	0



FUND DETAIL

4440 -  
 14440 DHHS - Division of Social Services  
 191A Statewide Reserve

DESCRIPTION (1)	2001-2002 ACTUAL (2)	CERTIFIED (3)	2002-2003 AUTHORIZED (4)	INCR/DECR (5)	2003-2004 TOTAL (6)	INCR/DECR (7)	2004-2005 TOTAL (8)
ESTIMATED RECEIPTS							
43 8042 STATE HEALTH PLAN RESERV	40,621	0	0	0	0	0	0
TOTAL RECEIPTS	40,621	0	0	0	0	0	0
NET APPROPRIATION	-40,621	0	0	0	0	0	0

FUND DETAIL

4440 -  
 14440 DHHS - Division of Social Services  
 1991 Federal Indirect Reserve

DESCRIPTION (1)	2001-2002 ACTUAL (2)	CERTIFIED (3)	2002-2003 AUTHORIZED (4)	INCR/DECR (5)	2003-2004 TOTAL (6)	INCR/DECR (7)	2004-2005 TOTAL (8)
REQUIREMENTS							
53 2500 RENTALS/LEASES	110,000	110,000	110,000	0	110,000	0	110,000
TOTAL PURCHASED SERVICES	110,000	110,000	110,000	0	110,000	0	110,000
53 7100 RESERVE FOR INDIRECT COS	0	1,227,607	1,227,607	0	1,227,607	0	1,227,607
53 7170 REDISTRIBUTED COST	3	0	0	0	0	0	0
TOTAL RESERVES	3	1,227,607	1,227,607	0	1,227,607	0	1,227,607
53 81D1 TRF TO B/C 14410 CMS	230,451	425,541	425,541	0	425,541	0	425,541
53 81J1 TRF TO B/C 14440 DSS	850,228	656,864	656,864	0	656,864	0	656,864
TOTAL INTRAGOVERNMENTAL TRANSACT	1,080,679	1,082,405	1,082,405	0	1,082,405	0	1,082,405
TOTAL REQUIREMENTS	1,190,682	2,420,012	2,420,012	0	2,420,012	0	2,420,012
ESTIMATED RECEIPTS							
53 886C TITLE XIX-FED SHARE ONLY	209,638	207,776	207,776	0	207,776	0	207,776
53 887E CHILD SUPPORT ENF	1,514,321	1,488,977	1,488,977	0	1,488,977	0	1,488,977
53 887F CHILD WELFARE	78,562	72,328	72,328	0	72,328	0	72,328
53 887G CWS-FAMILY PRESERV SVCS	44,270	39,075	39,075	0	39,075	0	39,075
53 887J REFUGEE CASH & MED ASSIS	23,187	27,394	27,394	0	27,394	0	27,394
53 887K IV-E FC ASSIST PAYMENTS	119,060	124,212	124,212	0	124,212	0	124,212
53 887L IV-E ADOPTION SUBS PMTS	56,506	58,057	58,057	0	58,057	0	58,057
53 887N INDEPENDENT LIVING	12,429	11,649	11,649	0	11,649	0	11,649
53 887Q SSBG	127,134	122,713	122,713	0	122,713	0	122,713
53 887W CHILD ABUSE & SVC	11,431	10,636	10,636	0	10,636	0	10,636
53 888C FOOD STAMPS-USDA	216,620	223,500	223,500	0	223,500	0	223,500
53 888E COMM-BASED FAM RES GRANT	393	256	256	0	256	0	256
53 888K TANF OT2	100,442	33,439	33,439	0	33,439	0	33,439

FUND DETAIL

4440 -  
 14440 DHHS - Division of Social Services  
 1991 Federal Indirect Reserve

DESCRIPTION (1)	2001-2002 ACTUAL (2)	CERTIFIED (3)	2002-2003 AUTHORIZED (4)	INCR/DECR (5)	2003-2004 TOTAL (6)	INCR/DECR (7)	2004-2005 TOTAL (8)
TOTAL RECEIPTS	2,513,993	2,420,012	2,420,012	0	2,420,012	0	2,420,012
-----							
NET APPROPRIATION	-1,323,311	0	0	0	0	0	0

FUND DETAIL

4440 -  
 14440 DHHS - Division of Social Services  
 1992 Prior Year Earned Revenue

DESCRIPTION (1)	2001-2002 ACTUAL (2)	CERTIFIED (3)	2002-2003 AUTHORIZED (4)	INCR/DECR (5)	2003-2004 TOTAL (6)	INCR/DECR (7)	2004-2005 TOTAL (8)
REQUIREMENTS							
53 81D1 TRF TO B/C 14410 CMS	1,938,313	0	0	0	0	0	0
53 81J1 TRF TO B/C 14440 DSS	6,319,686	903,463	903,463	0	903,463	0	903,463
TOTAL INTRAGOVERNMENTAL TRANSACT	8,257,999	903,463	903,463	0	903,463	0	903,463
TOTAL REQUIREMENTS	8,257,999	903,463	903,463	0	903,463	0	903,463
ESTIMATED RECEIPTS							
43 2402 KELLOGG GRANT	19,617	0	0	0	0	0	0
43 2501 CRIME COMM. DUAL TRACKIN	33,303	0	0	0	0	0	0
43 81F1 TRANS FM 14420 DCD	470,482	0	0	0	0	0	0
43 81J3 TRANS 64440 DSS	203,654	0	0	0	0	0	0
43 819J TRF FR B/C 14900 CC&PS	52,505	0	0	0	0	0	0
43 819S TRF FR B/C 84210 DOT	15,501	0	0	0	0	0	0
53 882E CHILD CARE DEV FUND ADMI	25,824	0	0	0	0	0	0
53 886B MED. ASST. PMTS.	2,690	0	0	0	0	0	0
53 886C TITLE XIX-FED SHARE ONLY	1,110,566	197,455	197,455	0	197,455	0	197,455
53 886D HEALTH CHOICE FED.	7,787	0	0	0	0	0	0
53 887B AFDC INCOME PAYMENTS	-395,091	0	0	0	0	0	0
53 887E CHILD SUPPORT ENF	1,688,355	0	0	0	0	0	0
53 887F CHILD WELFARE	503,117	0	0	0	0	0	0
53 887G CWS-FAMILY PRESERV SVCS	91,392	0	0	0	0	0	0
53 887J REFUGEE CASH & MED ASSIS	14,882	20,249	20,249	0	20,249	0	20,249
53 887K IV-E FC ASSIST PAYMENTS	763,908	0	0	0	0	0	0
53 887L IV-E ADOPTION SUBS PMTS	89,751	0	0	0	0	0	0
53 887N INDEPENDENT LIVING	-46,848	102,881	102,881	0	102,881	0	102,881
53 887P LOW INCOME ENERGY	-1,487,170	0	0	0	0	0	0
53 887Q SSBG	2,571	0	0	0	0	0	0
53 887V FAMILY VIOL. PREV	271	0	0	0	0	0	0
53 887W CHILD ABUSE & SVC	3,557	0	0	0	0	0	0
53 887Z REFUGEE SOCIAL SERVICES	76,596	0	0	0	0	0	0
53 888B JOB CORP	9,181	0	0	0	0	0	0
53 888C FOOD STAMPS-USDA	676,612	582,878	582,878	0	582,878	0	582,878
53 888E COMM-BASED FAM RES GRANT	5	0	0	0	0	0	0
53 888K TANF OT2	4,954,806	0	0	0	0	0	0
53 888M ACCESS & VISITATION	37,787	0	0	0	0	0	0
53 888R REFUGEE TAG FORMULA	-4,656	0	0	0	0	0	0
53 888S REFUGEE TARGETED ASST	4,657	0	0	0	0	0	0

FUND DETAIL

4440 -  
 14440 DHHS - Division of Social Services  
 1992 Prior Year Earned Revenue

DESCRIPTION (1)	2001-2002 ACTUAL (2)	CERTIFIED (3)	2002-2003 AUTHORIZED (4)	INCR/DECR (5)	2003-2004 TOTAL (6)	INCR/DECR (7)	2004-2005 TOTAL (8)
ESTIMATED RECEIPTS -----							
TOTAL RECEIPTS	8,925,612	903,463	903,463	0	903,463	0	903,463
-----							
NET APPROPRIATION	-667,613	0	0	0	0	0	0

FUND DETAIL

4440 -  
 14440 DHHS - Division of Social Services  
 1993 Prior Year Adjustments or Audit Exceptions

DESCRIPTION (1)	2001-2002 ACTUAL (2)	CERTIFIED (3)	2002-2003 AUTHORIZED (4)	INCR/DECR (5)	2003-2004 TOTAL (6)	INCR/DECR (7)	2004-2005 TOTAL (8)
REQUIREMENTS							
53 1572 UNEMPLOYMENT COMPENSATIO	-21,316	0	0	0	0	0	0
TOTAL PERSONAL SERVICES	-21,316	0	0	0	0	0	0
53 2170 ADMINISTRATIVE SERVICE	-412	0	0	0	0	0	0
53 2800 COMMUNICATIONS/DATA PROC	-213,447	0	0	0	0	0	0
TOTAL PURCHASED SERVICES	-213,859	0	0	0	0	0	0
53 5100 LEGAL/LICENSES/PERMITS	-5,479	0	0	0	0	0	0
TOTAL OTHER EXPENSES & ADJUSTMEN	-5,479	0	0	0	0	0	0
53 6124 LIEAP PAYMENTS	80,103	0	0	0	0	0	0
53 6126 DOMICILIARY CARE AIDES -	-5,316	0	0	0	0	0	0
53 6223 SSBG	98,886	0	0	0	0	0	0
53 6244 IV-E INDEPENDENT LIVING	-2,426	0	0	0	0	0	0
53 6249 CHILD SUPPORT ENFORCEMEN	45,209	0	0	0	0	0	0
53 6291 TRANSITIONAL HOUSING FUN	-1,500	0	0	0	0	0	0
53 6292 HIGH RISK YOUTH FUNDS	-6,991	0	0	0	0	0	0
53 6401 CONTRACT -CWS	-2,969	0	0	0	0	0	0
53 6411 CME CONTRACT	-1,909	0	0	0	0	0	0
53 6419 ADOPTION OPPORTUNITIES P	-428,000	0	0	0	0	0	0
53 6420 FAMILY PRESERVATION ON P	-10,038	0	0	0	0	0	0
53 6601 MATERNITY HOME PAYMENTS	-18,445	0	0	0	0	0	0
53 6880 INCENTIVE SCHLARSHIPS	-3,376	0	0	0	0	0	0
TOTAL AID & PUBLIC ASSISTANCE	-256,772	0	0	0	0	0	0
53 819A TRF TO B/C 14100 ADMIN	170,510	0	0	0	0	0	0
53 819N TRF TO B/C 24650 ESC	-45,207	0	0	0	0	0	0
TOTAL INTRAGOVERNMENTAL TRANSACT	125,303	0	0	0	0	0	0

FUND DETAIL

4440 -  
 14440 DHHS - Division of Social Services  
 1993 Prior Year Adjustments or Audit Exceptions

DESCRIPTION (1)	2001-2002 ACTUAL (2)	CERTIFIED (3)	2002-2003 AUTHORIZED (4)	INCR/DECR (5)	2003-2004 TOTAL (6)	INCR/DECR (7)	2004-2005 TOTAL (8)
TOTAL REQUIREMENTS	-372,123	0	0	0	0	0	0
-----							
ESTIMATED RECEIPTS							
-----							
43 2205 LOCAL PARTICIPATION	98,886	0	0	0	0	0	0
43 2996 PROVIDER MATCH DEDUCTED	-1,417	0	0	0	0	0	0
43 81J1 TRANS 14440 DSS	80,103	0	0	0	0	0	0
43 81J3 TRANS 64440 DSS	-2,426	0	0	0	0	0	0
43 81K1 TRANS FM 14445 DMA	438,789	0	0	0	0	0	0
53 8301 EBT PAYBACK	35,415	0	0	0	0	0	0
53 8306 FED SHARE IV-D INCENTIVE	123,008	0	0	0	0	0	0
53 886C TITLE XIX-FED SHARE ONLY	-344,487	0	0	0	0	0	0
53 887E CHILD SUPPORT ENF	-81,364	0	0	0	0	0	0
53 887F CHILD WELFARE	157	0	0	0	0	0	0
53 887G CWS-FAMILY PRESERV SVCS	-43,139	0	0	0	0	0	0
53 887K IV-E FC ASSIST PAYMENTS	-1,552	0	0	0	0	0	0
53 887N INDEPENDENT LIVING	-9,494	0	0	0	0	0	0
53 887Q SSBG	-141,837	0	0	0	0	0	0
53 888C FOOD STAMPS-USDA	26,357	0	0	0	0	0	0
53 888K TANF OT2	-37,744	0	0	0	0	0	0
-----							
TOTAL RECEIPTS	139,255	0	0	0	0	0	0
-----							
NET APPROPRIATION	-511,378	0	0	0	0	0	0

FUND DETAIL

4440 -  
 14440 DHHS - Division of Social Services  
 1995 Reserve - Work First State Money

DESCRIPTION (1)	2001-2002 ACTUAL (2)	CERTIFIED (3)	2002-2003 AUTHORIZED (4)	INCR/DECR (5)	2003-2004 TOTAL (6)	INCR/DECR (7)	2004-2005 TOTAL (8)
REQUIREMENTS							
53 81D1 TRF TO B/C 14410 CMS	9,426,268	4,440,913	4,440,913	5,157,364	9,598,277	5,157,364	9,598,277
53 81J1 TRF TO B/C 14440 DSS	436,689	194,053	194,053	242,636	436,689	242,636	436,689
TOTAL REQUIREMENTS	9,862,957	4,634,966	4,634,966	5,400,000	10,034,966	5,400,000	10,034,966
ESTIMATED RECEIPTS							
TOTAL RECEIPTS	0	0	0	0	0	0	0
NET APPROPRIATION	9,862,957	4,634,966	4,634,966	5,400,000	10,034,966	5,400,000	10,034,966



SUMMARY BY FUND

4445 -

14445 DHHS - Division of Medical Assistance

DESCRIPTION (1)	2001-2002 ACTUAL (2)	CERTIFIED (3)	2002-2003 AUTHORIZED (4)	INCR/DECR (5)	2003-2004 TOTAL (6)	INCR/DECR (7)	2004-2005 TOTAL (8)
REQUIREMENTS							
1101 DMA ADMINISTRATION	22,025,089	23,926,886	23,926,886	768,942	24,695,828	1,149,135	25,076,021
1102 CONTRACTS & AGREEMENTS	81,876,645	53,253,312	53,253,312	25,959,063	79,212,375	61,138,616	114,391,928
1210 MEDICAL ASSISTANCE COUNT	612,160	1,014,000	1,014,000	0	1,014,000	0	1,014,000
1310 MEDICAL ASSISTANCE PAYME	6191,382,488	7,187,233,012	7,187,233,012	1124,066,965	8,311,299,977	2535,534,708	9,722,767,720
1320 MEDICAL ASSISTANCE COST	362,527,136	17,527,470	17,527,470	0	17,527,470	0	17,527,470
1330 MEDICAL ASSISTANCE ADJUS	-220,992,311	-195,099,226	-195,099,226	0	-195,099,226	0	-195,099,226
1336 DISPRO SH PAY PSYCH-HOSP	629,208,626	5,400,000	5,400,000	0	5,400,000	0	5,400,000
1340 UNDISPOSITIONED RECEIPTS	470,388	0	0	0	0	0	0
1350 PERIODIC PAYMENTS	-357,571	0	0	0	0	0	0
1910 RESERVES AND TRANSFERS	110,239,175	2,047,128	2,047,128	0	2,047,128	0	2,047,128
1991 FEDERAL INDIRECT RESERVE	0	268,226	268,226	0	268,226	0	268,226
1993 PRIOR YRS. AUDITS & ADJS	-18,058,359	0	0	0	0	0	0
TOTAL REQUIREMENTS	7158,933,466	7,095,570,808	7,095,570,808	1150,794,970	8,246,365,778	2597,822,459	9,693,393,267

ESTIMATED RECEIPTS

1101 DMA ADMINISTRATION	12,932,972	13,597,560	13,597,560	420,220	14,017,780	576,545	14,174,105
1102 CONTRACTS & AGREEMENTS	66,328,676	35,785,261	35,785,261	17,375,624	53,160,885	47,907,448	83,692,709
1190 ADMIN REVENUE CLEARING	-2,277,731	0	0	0	0	0	0
1210 MEDICAL ASSISTANCE COUNT	1,121,693	750,000	750,000	0	750,000	0	750,000
1310 MEDICAL ASSISTANCE PAYME	4400,134,838	4,992,858,390	4,992,858,390	779,658,352	5,772,516,742	1754,269,969	6,747,128,359
1320 MEDICAL ASSISTANCE COST	364,141,998	17,527,470	17,527,470	0	17,527,470	0	17,527,470
1330 MEDICAL ASSISTANCE ADJUS	-180,856,698	-156,752,709	-156,752,709	0	-156,752,709	0	-156,752,709
1336 DISPRO SH PAY PSYCH-HOSP	566,451,449	5,400,000	5,400,000	0	5,400,000	0	5,400,000
1340 UNDISPOSITIONED RECEIPTS	-9,969,914	0	0	0	0	0	0
1390 MED ASST REVENUE CLEARIN	-37,333,989	0	0	0	0	0	0
191A STATEWIDE RESERVES	18,140	0	0	0	0	0	0
1910 RESERVES AND TRANSFERS	1,538,253	499,070	499,070	0	499,070	0	499,070
1991 FEDERAL INDIRECT RESERVE	0	268,226	268,226	0	268,226	0	268,226
1992 PRIOR YEAR EARNED REVENU	26,871,353	0	0	0	0	0	0
1993 PRIOR YRS. AUDITS & ADJS	-18,058,357	0	0	0	0	0	0
TOTAL RECEIPTS	5191,042,683	4,909,933,268	4,909,933,268	797,454,196	5,707,387,464	1802,753,962	6,712,687,230

SUMMARY BY FUND

4445 -

14445 DHHS - Division of Medical Assistance

DESCRIPTION (1)	2001-2002 ACTUAL (2)	CERTIFIED (3)	2002-2003 AUTHORIZED (4)	INCR/DECR (5)	2003-2004 TOTAL (6)	INCR/DECR (7)	2004-2005 TOTAL (8)
-----							
NET APPROPRIATION	1967,890,783	2,185,637,540	2,185,637,540	353,340,774	2,538,978,314	795,068,497	2,980,706,037

SUMMARY BY ACCOUNT

4445 -

14445 DHHS - Division of Medical Assistance

DESCRIPTION (1)	2001-2002 ACTUAL (2)	CERTIFIED (3)	2002-2003 AUTHORIZED (4)	INCR/DECR (5)	2003-2004 TOTAL (6)	INCR/DECR (7)	2004-2005 TOTAL (8)
REQUIREMENTS							
53 1211 SPA-REG SALARIES-APPRO	5,468,598	6,009,454	6,009,454	0	6,009,454	35,284	6,044,738
53 1212 SPA-REG SALARIES-RECPT	7,621,299	7,821,964	7,821,964	0	7,821,964	-35,284	7,786,680
53 1411 OT PAY - APPROPRIATED	0	1,200	1,200	0	1,200	0	1,200
53 1412 OT PAY - RECEIPTS	0	1,200	1,200	0	1,200	0	1,200
53 1431 MED SHIFT DIFF - 5%	0	1,000	1,000	0	1,000	0	1,000
53 1432 10% SHIFT PREM - REC	0	1,500	1,500	0	1,500	0	1,500
53 1452 DUAL EMPL WAGES-RECEIPTS	800	0	0	0	0	0	0
53 1461 EPA&SPA-LONGVTY PAY-APPR	104,870	80,963	80,963	30,656	111,619	35,554	116,517
53 1462 EPA&SPA-LONGVTY PAY-REC	141,315	98,135	98,135	52,254	150,389	59,962	158,097
53 1511 SOCIAL SEC CONTRIB-APPRO	412,935	458,455	458,455	13,952	472,407	14,327	472,782
53 1512 SOCIAL SEC CONTRIB-RECPT	573,091	596,665	596,665	63,850	660,515	64,440	661,105
53 1513 S.S. CONT - UNDES	813	750	750	0	750	0	750
53 1521 REG RETIRE CONTRIB-APPRO	276,917	184,540	184,540	0	184,540	0	184,540
53 1522 REG RETIRE CONTRIB-RECPT	384,295	239,979	239,979	0	239,979	0	239,979
53 1561 MED INS CONTRIB-APPRO	496,067	438,120	438,120	0	438,120	0	438,120
53 1562 MED INS CONTRIB-RECEIPTS	299,271	568,936	568,936	0	568,936	0	568,936
53 1563 MED INS CON - UNDES	2,143	500	500	0	500	0	500
53 1572 UNEMP COMP PAYMNTS TO ES	202	0	0	0	0	0	0
53 1625 ST DISABILITY PMT	19,554	29,600	29,600	0	29,600	0	29,600
53 1631 WRKER COMP-MED PAYMENTS	23,934	2,000	2,000	0	2,000	0	2,000
53 1633 PARTIAL DISABILITY PYMT	0	20,000	20,000	0	20,000	0	20,000
53 1651 COMP TO BRD MEMBERS	525	2,500	2,500	0	2,500	0	2,500
TOTAL PERSONAL SERVICES	15,826,629	16,557,461	16,557,461	160,712	16,718,173	174,283	16,731,744
53 2110 LEGAL SERVICES	464,954	90,726	90,726	-3,391	87,335	-3,391	87,335
53 2120 FINANCIAL/AUDIT SERVICES	840,123	939,268	939,268	4,896,000	5,835,268	4,884,000	5,823,268
53 2140 INFORMATN TECHNOLOGY SVC	2,172,931	1,658,687	1,658,687	804,379	2,463,066	887,774	2,546,461
53 2170 ADM SVC -TEMP AGENCY	42,923,070	31,785,339	31,785,339	12,606,044	44,391,383	49,248,412	81,033,751
53 2181 WRKSHOP/CONF EXP-FOOD SE	24	0	0	0	0	0	0
53 2184 JANITORIAL SERVICE	0	0	0	30,000	30,000	30,000	30,000
53 2199 MISC CONTRACTUAL SERVICE	12,385,040	11,940,437	11,940,437	7,656,031	19,596,468	6,121,821	18,062,258
53 2200 UTILITY/ENERGY SERVICES	61,919	2,300	2,300	92,847	95,147	95,271	97,571
53 2300 REPAIR SERVICES	16,095	12,194	12,194	0	12,194	0	12,194
53 2400 MAINTENANCE AGREEMENTS	26,011	173,340	173,340	0	173,340	0	173,340
53 2500 RENTALS/LEASES	369,187	170,357	170,357	158,386	328,743	166,138	336,495
53 2700 TRAVEL&OTHER EMPLOYEE EX	180,736	260,759	260,759	0	260,759	0	260,759

SUMMARY BY ACCOUNT

4445 -

14445 DHHS - Division of Medical Assistance

DESCRIPTION (1)	2001-2002 ACTUAL (2)	CERTIFIED (3)	2002-2003 AUTHORIZED (4)	INCR/DECR (5)	2003-2004 TOTAL (6)	INCR/DECR (7)	2004-2005 TOTAL (8)
53 2800 COMMUNICATION&DATA PROC	4,282,477	4,263,320	4,263,320	326,997	4,590,317	683,443	4,946,763
53 2900 OTHER SERVICES	27,795	21,421	21,421	0	21,421	0	21,421
-----							
TOTAL PURCHASED SERVICES	63,750,362	51,318,148	51,318,148	26,567,293	77,885,441	62,113,468	113,431,616
-----							
53 3100 GENERAL ADMIN SUPPLIES	195,267	246,885	246,885	0	246,885	0	246,885
53 3300 OILS, LUBRICANTS, FLUIDS	15	0	0	0	0	0	0
-----							
TOTAL SUPPLIES	195,282	246,885	246,885	0	246,885	0	246,885
-----							
53 4500 EQUIPMENT	334,179	172,088	172,088	0	172,088	0	172,088
53 4700 INTANGIBLE ASSETS	7,963	100	100	0	100	0	100
-----							
TOTAL PROPERTY, PLANT & EQUIPMT	342,142	172,188	172,188	0	172,188	0	172,188
-----							
53 5100 LEGAL EXPENSES	11,066	0	0	0	0	0	0
53 5300 DEBT SERVICE	295	0	0	0	0	0	0
53 5600 ASSET & OTHER ADJUSTMENT	0	844,056	844,056	0	844,056	0	844,056
53 5800 OTHER ADMINISTRATIVE EXP	36,140	31,372	31,372	0	31,372	0	31,372
53 5900 GENERAL EXPENSE	17,405	0	0	0	0	0	0
-----							
TOTAL OTHER EXPENSES & ADJUSTMEN	64,906	875,428	875,428	0	875,428	0	875,428
-----							
53 6101 HOSPITAL INPATIENT-GENER	1060,957,282	980,037,678	980,037,678	170,816,485	1,150,854,163	387,896,765	1,367,934,443
53 6102 HOSPITAL INPT - SPECIALI	8,468,827	10,380,599	10,380,599	1,253,666	11,634,265	3,002,568	13,383,167
53 6103 HOSP INPT-MTL, SO,21	6,845,885	10,281,673	10,281,673	-1,144,900	9,136,773	63,114	10,344,787
53 6104 HOSP OUTPT-MTL,SO<21	4,084	3,832	3,832	1,330	5,162	1,952	5,784
53 6105 HOSP INPT-MTL, NSO	15,480,211	18,793,028	18,793,028	3,809,523	22,602,551	8,228,550	27,021,578
53 6106 HOSP INPT-MTL, SO>65	8,573,807	8,502,030	8,502,030	448,781	8,950,811	956,727	9,458,757
53 6107 HOSP OUTPT-MTL,SO>65	4,805	5,197	5,197	242	5,439	548	5,745
53 6108 HOSP OUTPT-MTL,NSO	3,455	4,501	4,501	143	4,644	863	5,364
53 6109 LTC-SNF SO AND NSO	428,548,334	460,520,972	460,520,972	26,041,935	486,562,907	52,779,214	513,300,186
53 6110 NF-SNF SWING BEDS	826,578	1,039,324	1,039,324	99,648	1,138,972	224,291	1,263,615
53 6111 LTC-ICF SO AND NSO	407,114,157	474,593,629	474,593,629	26,897,153	501,490,782	54,945,402	529,539,031
53 6112 NF-ICF SWING BEDS	28,167,780	30,734,679	30,734,679	4,896,646	35,631,325	8,957,681	39,692,360
53 6113 LTC-ICF MRC, NSO	199,460,893	211,149,441	211,149,441	11,133,361	222,282,802	19,263,678	230,413,119
53 6114 LTC-ICF MRC, SO	219,543,632	217,255,328	217,255,328	7,460,881	224,716,209	15,519,837	232,775,165

SUMMARY BY ACCOUNT

4445 -  
14445 DHHS - Division of Medical Assistance

DESCRIPTION (1)	2001-2002 ACTUAL (2)	CERTIFIED (3)	2002-2003 AUTHORIZED (4)	INCR/DECR (5)	2003-2004 TOTAL (6)	INCR/DECR (7)	2004-2005 TOTAL (8)
53 6115 PHYSICIAN	582,000,302	703,274,658	703,274,658	97,075,566	800,350,224	232,611,137	935,885,795
53 6116 DENTAL	105,545,336	125,716,608	125,716,608	21,361,220	147,077,828	48,124,567	173,841,175
53 6117 OPTICAL SUPPLIES	7,261,849	8,905,721	8,905,721	1,010,026	9,915,747	2,594,528	11,500,249
53 6118 CHIROPRACTIC	1,706,881	2,104,484	2,104,484	304,129	2,408,613	745,735	2,850,219
53 6119 OPTICAL	10,604,566	12,244,002	12,244,002	1,968,564	14,212,566	4,437,429	16,681,431
53 6120 PODIATRY	3,045,136	3,629,288	3,629,288	502,614	4,131,902	1,149,813	4,779,101
53 6121 HOSPITAL OUTPATIENT-GENE	282,907,840	305,843,450	305,843,450	50,191,579	356,035,029	122,358,132	428,201,582
53 6122 HOSP OUTPT-SPECIALITY	905,745	1,098,980	1,098,980	178,482	1,277,462	393,458	1,492,438
53 6123 CLINICS-MENTAL HLTH FSO	339,663,196	392,566,570	392,566,570	81,129,631	473,696,201	198,991,315	591,557,885
53 6124 CLINICS - HEALTH DEPT	88,482,729	55,171,282	55,171,282	11,807,322	66,978,604	25,293,047	80,464,329
53 6125 CLINICS- FREE STANDING	34,103,530	40,539,833	40,539,833	5,252,618	45,792,451	12,530,018	53,069,851
53 6126 CLINICS- RURAL HEALTH	15,757,135	20,284,458	20,284,458	3,048,389	23,332,847	7,812,917	28,097,375
53 6127 CAP AIDS	416,584	612,547	612,547	82,348	694,895	172,112	784,659
53 6128 LAB & X-RAY	20,402,202	25,641,452	25,641,452	2,842,787	28,484,239	7,924,639	33,566,091
53 6129 HOME HEALTH	94,805,897	103,217,070	103,217,070	14,740,925	117,957,995	29,723,285	132,940,355
53 6130 PRESCRIBED DRUGS	1036,335,780	1,220,021,059	1,220,021,059	292,089,128	1,512,110,187	645,524,938	1,865,545,997
53 6132 FAM PLAN-STERILIZATION	17,668,961	21,726,440	21,726,440	3,490,400	25,216,840	8,579,820	30,306,260
53 6133 FAM PLAN-HOSP INPATIENT	-2,947	0	0	0	0	0	0
53 6134 FAM PLAN-HOSP OUTPATIENT	194,098	229,303	229,303	52,363	281,666	111,144	340,447
53 6135 FAM PLAN-PHYSICIAN	1,817,162	2,246,550	2,246,550	379,329	2,625,879	906,398	3,152,948
53 6136 FAM PLAN-HEALTH DEPT	6,648,410	8,004,359	8,004,359	1,474,780	9,479,139	3,672,845	11,677,204
53 6137 FAM PLAN-FREE STANDING	3,167	-50	-50	5,028	4,978	6,296	6,246
53 6138 CASE MANAGEMENT - HIV	3,498,312	3,364,744	3,364,744	666,220	4,030,964	1,241,810	4,606,554
53 6139 HEALTH CHECK-HEALTH DEPT	8,606,193	10,978,553	10,978,553	1,796,175	12,774,728	4,445,451	15,424,004
53 6140 PART B BUY-IN NON CASH	4,769,914	16,648,893	16,648,893	850,115	17,499,008	3,017,666	19,666,559
53 6141 PART B BUY-IN CAT NEEDY	13,028,495	9,402,222	9,402,222	837,925	10,240,147	2,150,014	11,552,236
53 6142 AMBULANCE	19,856,252	16,510,132	16,510,132	2,230,671	18,740,803	4,815,651	21,325,783
53 6143 HEARING AIDS	578,990	755,289	755,289	81,997	837,286	217,151	972,440
53 6144 PERSONAL CARE	151,578,431	166,235,654	166,235,654	44,866,078	211,101,732	86,609,106	252,844,760
53 6146 HEALTH CHECK- RURAL HLTH	1,318,388	1,685,689	1,685,689	278,478	1,964,167	697,255	2,382,944
53 6147 HEALTH CHECK-OTHER PROVI	32,273,698	39,566,881	39,566,881	7,038,518	46,605,399	16,064,924	55,631,805
53 6148 FAMILY PLAN-RURAL HEALTH	45,893	60,383	60,383	11,049	71,432	28,308	88,691
53 6149 FAMILY PLAN-DRUGS	5,944,288	8,242,100	8,242,100	2,045,523	10,287,623	5,162,598	13,404,698
53 6150 DRUG REBATE	-227,698,486	-222,491,421	-222,491,421	0	-222,491,421	0	-222,491,421
53 6151 CASE MANAGEMENT -NFP	0	-431,354	-431,354	77	-431,277	197	-431,157
53 6152 HOSP LONG TERM CARE	132,468	166,644	166,644	14,830	181,474	44,692	211,336
53 6153 CAROLINA ALTERNATIVES	48,506,393	67,709,257	67,709,257	11,366,936	79,076,193	34,292,957	102,002,214

SUMMARY BY ACCOUNT

4445 -

14445 DHHS - Division of Medical Assistance

DESCRIPTION (1)	2001-2002 ACTUAL (2)	CERTIFIED (3)	2002-2003 AUTHORIZED (4)	INCR/DECR (5)	2003-2004 TOTAL (6)	INCR/DECR (7)	2004-2005 TOTAL (8)
53 6154 HOSP OUTPT-EMERGENCY ROO	121,641,791	149,923,457	149,923,457	27,454,089	177,377,546	65,479,753	215,403,210
53 6155 NF-HEAD LEVEL OF CARE	22,134	0	0	33,775	33,775	38,690	38,690
53 6156 HOSP INPT GEN XOVERS	20,435,847	22,991,058	22,991,058	2,757,562	25,748,620	5,848,531	28,839,589
53 6157 NF-VENT LEVEL OF CARE	5,810,606	6,609,329	6,609,329	949,226	7,558,555	1,956,934	8,566,263
53 6158 HOSP OUTP GEN XOVERS	49,367,278	57,427,425	57,427,425	6,604,391	64,031,816	14,998,529	72,425,954
53 6159 CAP - DISABLED	211,453,577	255,524,487	255,524,487	39,312,645	294,837,132	84,722,961	340,247,448
53 6160 CAP-MENTALLY RETARDED	251,500,759	302,760,487	302,760,487	54,679,709	357,440,196	119,280,995	422,041,482
53 6161 CAP-CHILDREN	20,433,625	23,844,110	23,844,110	4,464,394	28,308,504	9,689,279	33,533,389
53 6162 CASE MANAGEMENT - FSO	9,013,577	6,067,543	6,067,543	-1,712,518	4,355,025	-1,037,530	5,030,013
53 6163 LOCAL EDUC AGENCIES -FSO	2,305,197	3,280,988	3,280,988	65,420	3,346,408	605,557	3,886,545
53 6164 GROUP HEALTH PLAN	111,311	55,777	55,777	0	55,777	0	55,777
53 6165 DURABLE MEDICAL EQUIPEME	45,009,361	50,018,808	50,018,808	8,752,006	58,770,814	17,324,156	67,342,964
53 6166 NF-SNF SWING VENT CARE	624,776	783,453	783,453	38,700	822,153	153,778	937,231
53 6168 CLINICS-DHS IMMUNIZ-FSO	4,835	6,015	6,015	1,499	7,514	3,302	9,317
53 6169 PHYSICAL MED-NON PHYSICI	24,777,612	29,699,952	29,699,952	4,506,026	34,205,978	10,267,319	39,967,271
53 6170 HMO PREMIUMS	42,181,980	54,093,976	54,093,976	7,399,141	61,493,117	19,943,874	74,037,850
53 6171 HOME INFUSION THERAPY	6,387,954	7,116,354	7,116,354	1,107,169	8,223,523	2,277,335	9,393,689
53 6172 HOSPICE	18,958,581	21,594,934	21,594,934	2,831,676	24,426,610	5,941,587	27,536,521
53 6173 PART A MEDICARE SUBTOTAL	40,899,868	47,303,220	47,303,220	5,947,057	53,250,277	12,999,403	60,302,623
53 6174 PART B BUY-IN MQBQ	468,258	498,153	498,153	34,197	532,350	105,531	603,684
53 6175 PART B BUY-IN DUAL Q	107,713,887	125,957,646	125,957,646	18,502,981	144,460,627	40,888,369	166,846,015
53 6176 PART B BUY-IN MQBB	22,509,477	20,887,924	20,887,924	4,340,260	25,228,184	9,819,808	30,707,732
53 6177 CLINICS-FQHC,CORE&AMBULA	17,711,028	19,641,874	19,641,874	3,114,224	22,756,098	7,813,381	27,455,255
53 6178 FAMILY PLAN-FQHC	77,792	102,929	102,929	18,446	121,375	48,294	151,223
53 6179 HEALTH CHECK-FQHC	1,806,208	2,290,019	2,290,019	366,334	2,656,353	910,879	3,200,898
53 6180 HEAD START	15,640	0	0	19,915	19,915	23,252	23,252
53 6181 HOSP INPT-INDIAN HEALTH	579,225	707,977	707,977	96,080	804,057	235,184	943,161
53 6182 HOSP OUTPT-INDIAN HEALTH	1,207,586	1,560,404	1,560,404	165,590	1,725,994	495,760	2,056,164
53 6183 NF-INDIAN HEALTH	961,065	1,103,591	1,103,591	109,876	1,213,467	251,411	1,355,002
53 6184 ACH-PCS BASIC	103,725,952	115,693,590	115,693,590	13,152,877	128,846,467	27,056,367	142,749,957
53 6185 ACH-PCS ENHANCED	9,473,667	10,457,211	10,457,211	1,130,375	11,587,586	2,277,715	12,734,926
53 6186 HOME HEALTH-INDIAN HLTH	95,965	107,254	107,254	14,367	121,621	28,779	136,033
53 6187 AMBULATORY SURGICAL CENT	5,040,032	5,935,927	5,935,927	1,251,539	7,187,466	2,678,390	8,614,317
53 6188 TRANSPORTATION-COUNTY AD	18,929,750	19,047,518	19,047,518	4,502,038	23,549,556	7,042,038	26,089,556
53 6189 ACH-TRANSPORTATION	4,391,347	4,971,909	4,971,909	484,081	5,455,990	1,072,554	6,044,463
53 6191 PARTIAL PAYMENTS	-357,571	0	0	0	0	0	0
53 6192 EDSF SYST RECOUPS/RECEIP	292,742	0	0	0	0	0	0

SUMMARY BY ACCOUNT

4445 -

14445 DHHS - Division of Medical Assistance

DESCRIPTION (1)	2001-2002 ACTUAL (2)	CERTIFIED (3)	2002-2003 AUTHORIZED (4)	INCR/DECR (5)	2003-2004 TOTAL (6)	INCR/DECR (7)	2004-2005 TOTAL (8)
53 6193 DMA MANUAL RECOUPS	19,502	0	0	0	0	0	0
53 6194 EDS-A/R INELIGIB CLAIMS	1,365	0	0	0	0	0	0
53 6196 INDO-CHINESE MED ASS'T	778,091	0	0	0	0	0	0
53 6198 DISPROPIONATE SH PAYMTS	441,940,323	5,400,000	5,400,000	0	5,400,000	0	5,400,000
53 6202 OSC TRANSFERS	0	1,000	1,000	0	1,000	0	1,000
53 6203 DSS-TRANSFERS	1,739,740	3,167,154	3,167,154	0	3,167,154	0	3,167,154
53 6204 DMH TRANSFERS	0	2,577,950	2,577,950	0	2,577,950	0	2,577,950
53 6205 DEPT OF HR - TRANSFERS	0	296,902	296,902	0	296,902	0	296,902
53 6206 HEALTH TRANSFER	420,477	-29,325	-29,325	0	-29,325	0	-29,325
53 6207 VOC. REH. TRANSFERS	0	109,400	109,400	0	109,400	0	109,400
53 6930 CAROLINA ACCESS GRANT	1,091	264,000	264,000	0	264,000	0	264,000
53 6988 COUNTY TRANSPORT-ADMIN	611,069	750,000	750,000	0	750,000	0	750,000
<hr/>							
TOTAL AID & PUBLIC ASSISTANCE	6707,806,895	6,975,386,021	6,975,386,021	1125,281,861	8,100,667,882	2535,534,708	9,510,920,729
<hr/>							
53 7100 RES FOR INDIRECT COSTS	0	1,679	1,679	0	1,679	0	1,679
53 716C RES. FOR NON-STATE MATCH	0	315,548	315,548	0	315,548	0	315,548
53 7188 RESERVE-GOV'S XIX REDUCT	0	-484,046	-484,046	0	-484,046	0	-484,046
53 7198 RESERVE-TRANSPORTATION	0	300,000	300,000	0	300,000	0	300,000
53 7201 DENTAL RESERVE	0	3,214,896	3,214,896	-1,214,896	2,000,000	0	3,214,896
<hr/>							
TOTAL RESERVES	0	3,348,077	3,348,077	-1,214,896	2,133,181	0	3,348,077
<hr/>							
53 8010 DEPENDENT CARE-OP TFR	12,407	172	172	0	172	0	172
53 81C1 DPH - RESOURCE LINE	104,377	110,000	110,000	0	110,000	0	110,000
53 81D1 TRANS TO 14410 CMS	847,478	0	0	0	0	0	0
53 81J1 TRANS TO DSS	3,269,789	0	0	0	0	0	0
53 81K1 TRANS TO 1102	52,882,668	68,947	68,947	0	68,947	0	68,947
53 81K2 TRANS TO B/C 64445 DMA	187,268,303	0	0	0	0	0	0
53 8103 TRNS-DSS ADMIN EXP	0	2,029	2,029	0	2,029	0	2,029
53 8113 TRNS-DDH-MAINTENANCE	0	8,620	8,620	0	8,620	0	8,620
53 8118 TRNS TO CODE 14430	0	942,235	942,235	0	942,235	0	942,235
53 8143 DSS DOM CARE PCS	0	479,454	479,454	0	479,454	0	479,454
53 8155 TRNS TO FUND 1102	0	202,225	202,225	0	202,225	0	202,225
53 8160 INTRA-DEPT TRANSFER	0	45,557,422	45,557,422	0	45,557,422	0	45,557,422
53 819A TRANS TO DOA	28,949	28,949	28,949	0	28,949	0	28,949
53 819G TRANS TO 19961 OSC DSH	109,237,662	0	0	0	0	0	0

SUMMARY BY ACCOUNT

4445 -

14445 DHHS - Division of Medical Assistance

DESCRIPTION (1)	2001-2002 ACTUAL (2)	CERTIFIED (3)	2002-2003 AUTHORIZED (4)	INCR/DECR (5)	2003-2004 TOTAL (6)	INCR/DECR (7)	2004-2005 TOTAL (8)
53 819M TRANSFER DPI	17,123,108	0	0	0	0	0	0
53 8198 INTRA-DEPT TRNS - INDIRE	0	266,547	266,547	0	266,547	0	266,547
53 8990 TRANSF-TO-SUBSQT-FISCAL-	172,509	0	0	0	0	0	0
TOTAL INTRAGOVERNMENTAL TRANSACT	370,947,250	47,666,600	47,666,600	0	47,666,600	0	47,666,600
TOTAL REQUIREMENTS	7158,933,466	7,095,570,808	7,095,570,808	1150,794,970	8,246,365,778	2597,822,459	9,693,393,267

ESTIMATED RECEIPTS

43 2200 COUNTY FUNDS/RECEIPTS	336,523,694	389,439,510	389,439,510	56,446,112	445,885,622	132,105,198	521,544,708
43 2201 COUNTY FUNDS-HC&TP	0	22,989	22,989	0	22,989	0	22,989
43 2202 COUNTY FUNDS RESERVE REC	0	70,588	70,588	-70,588	0	-70,588	0
43 2250 COUNTY FUNDS/CERTIFIED	611,068	750,000	750,000	0	750,000	0	750,000
43 2501 PUBLIC HOSPITALS-CERT FU	52,926,085	0	0	0	0	0	0
43 3110 INT/DIV INC INVST PROGRM	1,166,428	231,174	231,174	0	231,174	0	231,174
43 5500 FINES, PENALTIES, ASSESS	375,518	0	0	0	0	0	0
43 7113 INSURANCE RECOVERIES	8,818,680	0	0	0	0	0	0
43 7122 ACCTS RECEIVABLE INTERES	-97	0	0	0	0	0	0
43 7300 INDIRECT(OVERHD) COST RE	0	844,056	844,056	0	844,056	0	844,056
43 7990 OTHER MISC REV-PROGRAM	-18,788,594	0	0	0	0	0	0
43 8042 STATE HEALTH PLAN RESERV	18,140	0	0	0	0	0	0
43 81D1 TRANS FROM 14410 CMS	1,228,640	0	0	0	0	0	0
43 81K1 TRANS	240,511,041	961,766	961,766	-892,819	68,947	-892,819	68,947
43 81K2 TRANSFER FROM 64445	154,253,452	61,667	61,667	0	61,667	0	61,667
43 81P1 TRANS FROM MH	157,556,483	228,147	228,147	-228,147	0	-228,147	0
43 8102 TRF FROM CODE 64445	0	43,747,538	43,747,538	-43,747,538	0	-43,747,538	0
43 8155 TRNS FROM FUND 1910	0	202,225	202,225	0	202,225	0	202,225
43 8160 INTRA-AGENCY TRANSFER	0	72,960,943	72,960,943	25,164,937	98,125,880	28,707,438	101,668,381
43 819Z TRANSFER UNC B/C 00743	16,524,946	0	0	0	0	0	0
53 8220 REIMBURSEMENT-DUAL EMPLO	431	0	0	0	0	0	0
53 8301 PRIOR YEAR REFUND	55	0	0	0	0	0	0
53 88RR FEDERAL RECEIPT RESERVE	0	744,308	744,308	-744,308	0	-744,308	0
53 8820 MED ASST ADM & TRAINING	0	255,174	255,174	0	255,174	0	255,174
53 886B M.A. GRANT - DMA	4169,772,119	4,353,034,090	4,353,034,090	743,730,703	5,096,764,793	1639,140,733	5,992,174,823



SUMMARY BY ACCOUNT

4445 -

14445 DHHS - Division of Medical Assistance

DESCRIPTION (1)	2001-2002 ACTUAL (2)	CERTIFIED (3)	2002-2003 AUTHORIZED (4)	INCR/DECR (5)	2003-2004 TOTAL (6)	INCR/DECR (7)	2004-2005 TOTAL (8)
53 886C M.A. ADMINIST. GRANT	68,608,238	46,206,584	46,206,584	17,795,844	64,002,428	48,483,993	94,690,577
53 886P PAMP	4,500	0	0	0	0	0	0
53 887J DSS-REFUGEE CLAIMS	636,395	0	0	0	0	0	0
43 8980 PRIOR FISCAL YEAR TRANSF	295,461	0	0	0	0	0	0
43 8990 PRIOR FISCAL YEAR TRANS	0	172,509	172,509	0	172,509	0	172,509
-----							
TOTAL RECEIPTS	5191,042,683	4,909,933,268	4,909,933,268	797,454,196	5,707,387,464	1802,753,962	6,712,687,230
-----							
NET APPROPRIATION	1967,890,783	2,185,637,540	2,185,637,540	353,340,774	2,538,978,314	795,068,497	2,980,706,037

POSITION COUNTS  
SUMMARY BY FUND

4445 -

14445 DHHS - Division of Medical Assistance

DESCRIPTION (1)	2001-2002 ACTUAL (2)	CERTIFIED (3)	2002-2003 AUTHORIZED (4)	INCR/DECR (5)	2003-2004 TOTAL (6)	INCR/DECR (7)	2004-2005 TOTAL (8)
REQUIREMENTS							
1101 DMA ADMINISTRATION	344.00	344.00	344.00	.00	344.00	.00	344.00
TOTAL REQUIREMENTS	344.00	344.00	344.00	.00	344.00	.00	344.00

POSITION COUNTS  
SUMMARY BY ACCOUNT

4445 -

14445 DHHS - Division of Medical Assistance

DESCRIPTION (1)	2001-2002 ACTUAL (2)	CERTIFIED (3)	2002-2003 AUTHORIZED (4)	INCR/DECR (5)	2003-2004 TOTAL (6)	INCR/DECR (7)	2004-2005 TOTAL (8)
REQUIREMENTS							
53 1211 SPA-REG SALARIES-APPRO	147.40	153.79	153.79	.00	153.79	.00	153.79
53 1212 SPA-REG SALARIES-RECPT	196.60	190.20	190.20	.00	190.20	.00	190.20
TOTAL REQUIREMENTS	344.00	344.00	344.00	.00	344.00	.00	344.00

FUND DETAIL

4445 -  
 14445 DHHS - Division of Medical Assistance  
 1101 DMA Administration

DESCRIPTION (1)	2001-2002 ACTUAL (2)	CERTIFIED (3)	2002-2003 AUTHORIZED (4)	INCR/DECR (5)	2003-2004 TOTAL (6)	INCR/DECR (7)	2004-2005 TOTAL (8)
REQUIREMENTS							
53 1211 SPA-REG SALARIES-APPRO	5,468,598	6,009,454	6,009,454	0	6,009,454	35,284	6,044,738
53 1212 SPA-REG SALARIES-RECPT	7,621,299	7,821,964	7,821,964	0	7,821,964	-35,284	7,786,680
53 1411 OT PAY - APPROPRIATED	0	1,200	1,200	0	1,200	0	1,200
53 1412 OT PAY - RECEIPTS	0	1,200	1,200	0	1,200	0	1,200
53 1431 MED SHIFT DIFF - 5%	0	1,000	1,000	0	1,000	0	1,000
53 1432 10% SHIFT PREM - REC	0	1,500	1,500	0	1,500	0	1,500
53 1452 DUAL EMPL WAGES-RECEIPTS	800	0	0	0	0	0	0
53 1461 EPA&SPA-LONGVTY PAY-APPR	104,870	80,963	80,963	30,656	111,619	35,554	116,517
53 1462 EPA&SPA-LONGVTY PAY-REC	141,315	98,135	98,135	52,254	150,389	59,962	158,097
53 1511 SOCIAL SEC CONTRIB-APPRO	412,935	458,455	458,455	13,952	472,407	14,327	472,782
53 1512 SOCIAL SEC CONTRIB-RECPT	573,091	596,665	596,665	63,850	660,515	64,440	661,105
53 1513 S.S. CONT - UNDES	813	750	750	0	750	0	750
53 1521 REG RETIRE CONTRIB-APPRO	276,917	184,540	184,540	0	184,540	0	184,540
53 1522 REG RETIRE CONTRIB-RECPT	384,295	239,979	239,979	0	239,979	0	239,979
53 1561 MED INS CONTRIB-APPRO	496,067	438,120	438,120	0	438,120	0	438,120
53 1562 MED INS CONTRIB-RECEIPTS	299,271	568,936	568,936	0	568,936	0	568,936
53 1563 MED INS CON - UNDES	2,143	500	500	0	500	0	500
53 1572 UNEMP COMP PAYMNTS TO ES	202	0	0	0	0	0	0
53 1625 ST DISABILITY PMT	19,554	29,600	29,600	0	29,600	0	29,600
53 1631 WRKER COMP-MED PAYMENTS	23,934	2,000	2,000	0	2,000	0	2,000
53 1633 PARTIAL DISABILITY PYMT	0	20,000	20,000	0	20,000	0	20,000
53 1651 COMP TO BRD MEMBERS	525	2,500	2,500	0	2,500	0	2,500
TOTAL PERSONAL SERVICES	15,826,629	16,557,461	16,557,461	160,712	16,718,173	174,283	16,731,744
53 2110 LEGAL SERVICES	41,179	17,085	17,085	0	17,085	0	17,085
53 2170 ADM SVC -TEMP AGENCY	399,767	196,688	196,688	0	196,688	0	196,688
53 2181 WRKSHOP/CONF EXP-FOOD SE	24	0	0	0	0	0	0
53 2184 JANITORIAL SERVICE	0	0	0	30,000	30,000	30,000	30,000
53 2199 MISC CONTRACTUAL SERVICE	208,640	214,790	214,790	0	214,790	0	214,790
53 2200 UTILITY/ENERGY SERVICES	61,919	2,300	2,300	92,847	95,147	95,271	97,571
53 2300 REPAIR SERVICES	16,095	12,194	12,194	0	12,194	0	12,194
53 2400 MAINTENANCE AGREEMENTS	26,011	173,340	173,340	0	173,340	0	173,340
53 2500 RENTALS/LEASES	369,187	170,357	170,357	158,386	328,743	166,138	336,495
53 2700 TRAVEL&OTHER EMPLOYEE EX	180,736	260,759	260,759	0	260,759	0	260,759
53 2800 COMMUNICATION&DATA PROC	4,282,477	4,263,320	4,263,320	326,997	4,590,317	683,443	4,946,763
53 2900 OTHER SERVICES	27,795	21,421	21,421	0	21,421	0	21,421
TOTAL PURCHASED SERVICES	5,613,830	5,332,254	5,332,254	608,230	5,940,484	974,852	6,307,106
53 3100 GENERAL ADMIN SUPPLIES	195,267	246,885	246,885	0	246,885	0	246,885

FUND DETAIL

4445 -  
 14445 DHHS - Division of Medical Assistance  
 1101 DMA Administration

DESCRIPTION (1)	2001-2002 ACTUAL (2)	CERTIFIED (3)	2002-2003 AUTHORIZED (4)	INCR/DECR (5)	2003-2004 TOTAL (6)	INCR/DECR (7)	2004-2005 TOTAL (8)
REQUIREMENTS							
53 3300 OILS, LUBRICANTS, FLUIDS	15	0	0	0	0	0	0
TOTAL SUPPLIES	195,282	246,885	246,885	0	246,885	0	246,885
53 4500 EQUIPMENT	334,179	172,088	172,088	0	172,088	0	172,088
53 4700 INTANGIBLE ASSETS	7,963	100	100	0	100	0	100
TOTAL PROPERTY, PLANT & EQUIPMT	342,142	172,188	172,188	0	172,188	0	172,188
53 5100 LEGAL EXPENSES	11,066	0	0	0	0	0	0
53 5600 ASSET & OTHER ADJUSTMENT	0	844,056	844,056	0	844,056	0	844,056
53 5800 OTHER ADMINISTRATIVE EXP	36,140	31,372	31,372	0	31,372	0	31,372
TOTAL OTHER EXPENSES & ADJUSTMEN	47,206	875,428	875,428	0	875,428	0	875,428
53 6203 DSS-TRANSFERS	0	-52,332	-52,332	0	-52,332	0	-52,332
TOTAL AID & PUBLIC ASSISTANCE	0	-52,332	-52,332	0	-52,332	0	-52,332
53 716C RES. FOR NON-STATE MATCH	0	315,548	315,548	0	315,548	0	315,548
TOTAL RESERVES	0	315,548	315,548	0	315,548	0	315,548
53 8143 DSS DOM CARE PCS	0	479,454	479,454	0	479,454	0	479,454
TOTAL INTRAGOVERNMENTAL TRANSECT	0	479,454	479,454	0	479,454	0	479,454
TOTAL REQUIREMENTS	22,025,089	23,926,886	23,926,886	768,942	24,695,828	1,149,135	25,076,021
ESTIMATED RECEIPTS							
43 7300 INDIRECT(OVERHD) COST RE	0	844,056	844,056	0	844,056	0	844,056
43 81K1 TRANS	163,978	4,873	4,873	0	4,873	0	4,873
43 81K2 TRANSFER FROM 64445	63,266	61,667	61,667	0	61,667	0	61,667
43 8160 INTRA-AGENCY TRANSFER	0	159,105	159,105	0	159,105	0	159,105
53 8220 REIMBURSEMENT-DUAL EMPLO	431	0	0	0	0	0	0
53 8301 PRIOR YEAR REFUND	55	0	0	0	0	0	0
53 8820 MED ASST ADM & TRAINING	0	255,174	255,174	0	255,174	0	255,174
53 886C M.A. ADMINIST. GRANT	12,405,281	12,272,685	12,272,685	420,220	12,692,905	576,545	12,849,230

FUND DETAIL

4445 -  
 14445 DHHS - Division of Medical Assistance  
 1101 DMA Administration

DESCRIPTION (1)	2001-2002 ACTUAL (2)	CERTIFIED (3)	2002-2003 AUTHORIZED (4)	INCR/DECR (5)	2003-2004 TOTAL (6)	INCR/DECR (7)	2004-2005 TOTAL (8)
ESTIMATED RECEIPTS							
53 886P PAMP	4,500	0	0	0	0	0	0
43 8980 PRIOR FISCAL YEAR TRANSF	295,461	0	0	0	0	0	0
TOTAL RECEIPTS	12,932,972	13,597,560	13,597,560	420,220	14,017,780	576,545	14,174,105
NET APPROPRIATION	9,092,117	10,329,326	10,329,326	348,722	10,678,048	572,590	10,901,916

FUND DETAIL

4445 -  
 14445 DHHS - Division of Medical Assistance  
 1102 Contracts and Agreements

DESCRIPTION (1)	2001-2002 ACTUAL (2)	CERTIFIED (3)	2002-2003 AUTHORIZED (4)	INCR/DECR (5)	2003-2004 TOTAL (6)	INCR/DECR (7)	2004-2005 TOTAL (8)
REQUIREMENTS							
53 2110 LEGAL SERVICES	423,775	73,641	73,641	-3,391	70,250	-3,391	70,250
53 2120 FINANCIAL/AUDIT SERVICES	840,123	939,268	939,268	4,896,000	5,835,268	4,884,000	5,823,268
53 2140 INFORMATN TECHNOLOGY SVC	2,172,931	1,658,687	1,658,687	804,379	2,463,066	887,774	2,546,461
53 2170 ADM SVC -TEMP AGENCY	42,523,303	31,588,651	31,588,651	12,606,044	44,194,695	49,248,412	80,837,063
53 2199 MISC CONTRACTUAL SERVICE	12,176,400	11,725,647	11,725,647	7,656,031	19,381,678	6,121,821	17,847,468
TOTAL PURCHASED SERVICES	58,136,532	45,985,894	45,985,894	25,959,063	71,944,957	61,138,616	107,124,510
53 5900 GENERAL EXPENSE	17,405	0	0	0	0	0	0
TOTAL OTHER EXPENSES & ADJUSTMEN	17,405	0	0	0	0	0	0
53 6202 OSC TRANSFERS	0	1,000	1,000	0	1,000	0	1,000
53 6203 DSS-TRANSFERS	1,739,740	3,219,486	3,219,486	0	3,219,486	0	3,219,486
53 6204 DMH TRANSFERS	0	2,577,950	2,577,950	0	2,577,950	0	2,577,950
53 6205 DEPT OF HR - TRANSFERS	0	296,902	296,902	0	296,902	0	296,902
53 6206 HEALTH TRANSFER	420,477	-29,325	-29,325	0	-29,325	0	-29,325
53 6207 VOC. REH. TRANSFERS	0	109,400	109,400	0	109,400	0	109,400
TOTAL AID & PUBLIC ASSISTANCE	2,160,217	6,175,413	6,175,413	0	6,175,413	0	6,175,413
53 8010 DEPENDENT CARE-OP TFR	12,407	172	172	0	172	0	172
53 81C1 DPH - RESOURCE LINE	104,377	110,000	110,000	0	110,000	0	110,000
53 81D1 TRANS TO 14410 CMS	847,478	0	0	0	0	0	0
53 81J1 TRANS TO DSS	3,269,789	0	0	0	0	0	0
53 8103 TRNS-DSS ADMIN EXP	0	2,029	2,029	0	2,029	0	2,029
53 8113 TRNS-DDH-MAINTENANCE	0	8,620	8,620	0	8,620	0	8,620
53 8118 TRNS TO CODE 14430	0	942,235	942,235	0	942,235	0	942,235
53 819A TRANS TO DOA	28,949	28,949	28,949	0	28,949	0	28,949
53 819G TRANS TO 19961 OSC DSH	3,874	0	0	0	0	0	0
53 819M TRANSFER DPI	17,123,108	0	0	0	0	0	0
53 8990 TRANSF-TO-SUBSQT-FISCAL-	172,509	0	0	0	0	0	0
TOTAL INTRAGOVERNMENTAL TRANSACT	21,562,491	1,092,005	1,092,005	0	1,092,005	0	1,092,005

FUND DETAIL

4445 -  
 14445 DHHS - Division of Medical Assistance  
 1102 Contracts and Agreements

DESCRIPTION (1)	2001-2002 ACTUAL (2)	CERTIFIED (3)	2002-2003 AUTHORIZED (4)	INCR/DECR (5)	2003-2004 TOTAL (6)	INCR/DECR (7)	2004-2005 TOTAL (8)
-----							
TOTAL REQUIREMENTS	81,876,645	53,253,312	53,253,312	25,959,063	79,212,375	61,138,616	114,391,928
-----							
ESTIMATED RECEIPTS							
-----							
43 2201 COUNTY FUNDS-HC&TP	0	22,989	22,989	0	22,989	0	22,989
43 81D1 TRANS FROM 14410 CMS	1,228,640	0	0	0	0	0	0
43 81K1 TRANS	7,680,443	64,074	64,074	0	64,074	0	64,074
43 81P1 TRANS FROM MH	120,960	0	0	0	0	0	0
43 8155 TRNS FROM FUND 1910	0	202,225	202,225	0	202,225	0	202,225
43 8160 INTRA-AGENCY TRANSFER	0	1,407,791	1,407,791	0	1,407,791	0	1,407,791
53 886B M.A. GRANT - DMA	0	250,000	250,000	0	250,000	0	250,000
53 886C M.A. ADMINIST. GRANT	57,298,633	33,665,673	33,665,673	17,375,624	51,041,297	47,907,448	81,573,121
43 8990 PRIOR FISCAL YEAR TRANS	0	172,509	172,509	0	172,509	0	172,509
-----							
TOTAL RECEIPTS	66,328,676	35,785,261	35,785,261	17,375,624	53,160,885	47,907,448	83,692,709
-----							
NET APPROPRIATION	15,547,969	17,468,051	17,468,051	8,583,439	26,051,490	13,231,168	30,699,219



FUND DETAIL

4445 -  
 14445 DHHS - Division of Medical Assistance  
 1190 Administrative Revenue Clearing

DESCRIPTION (1)	2001-2002 ACTUAL (2)	CERTIFIED (3)	2002-2003 AUTHORIZED (4)	INCR/DECR (5)	2003-2004 TOTAL (6)	INCR/DECR (7)	2004-2005 TOTAL (8)
ESTIMATED RECEIPTS							
53 886C M.A. ADMINIST. GRANT	-2,277,731	0	0	0	0	0	0
TOTAL RECEIPTS	-2,277,731	0	0	0	0	0	0
NET APPROPRIATION	2,277,731	0	0	0	0	0	0

FUND DETAIL

4445 -  
 14445 DHHS - Division of Medical Assistance  
 1210 Medical Assistance County Administration

DESCRIPTION (1)	2001-2002 ACTUAL (2)	CERTIFIED (3)	2002-2003 AUTHORIZED (4)	INCR/DECR (5)	2003-2004 TOTAL (6)	INCR/DECR (7)	2004-2005 TOTAL (8)
REQUIREMENTS							
53 6930 CAROLINA ACCESS GRANT	1,091	264,000	264,000	0	264,000	0	264,000
53 6988 COUNTY TRANSPORT-ADMIN	611,069	750,000	750,000	0	750,000	0	750,000
TOTAL AID & PUBLIC ASSISTANCE	612,160	1,014,000	1,014,000	0	1,014,000	0	1,014,000
TOTAL REQUIREMENTS	612,160	1,014,000	1,014,000	0	1,014,000	0	1,014,000
ESTIMATED RECEIPTS							
43 2250 COUNTY FUNDS/CERTIFIED	611,068	750,000	750,000	0	750,000	0	750,000
53 886C M.A. ADMINIST. GRANT	510,625	0	0	0	0	0	0
TOTAL RECEIPTS	1,121,693	750,000	750,000	0	750,000	0	750,000
NET APPROPRIATION	-509,533	264,000	264,000	0	264,000	0	264,000

FUND DETAIL

4445 -  
 14445 DHHS - Division of Medical Assistance  
 1310 Medical Assistance Payments

DESCRIPTION (1)	2001-2002 ACTUAL (2)	CERTIFIED (3)	2002-2003 AUTHORIZED (4)	INCR/DECR (5)	2003-2004 TOTAL (6)	INCR/DECR (7)	2004-2005 TOTAL (8)
REQUIREMENTS							
53 6101 HOSPITAL INPATIENT-GENER	833,235,614	985,153,728	985,153,728	170,816,485	1,155,970,213	387,896,765	1,373,050,493
53 6102 HOSPITAL INPT - SPECIALI	8,465,016	10,255,399	10,255,399	1,253,666	11,509,065	3,002,568	13,257,967
53 6103 HOSP INPT-MTL, SO,21	7,070,130	10,299,658	10,299,658	-1,144,900	9,154,758	63,114	10,362,772
53 6104 HOSP OUTPT-MTL,SO<21	4,084	3,846	3,846	1,330	5,176	1,952	5,798
53 6105 HOSP INPT-MTL, NSO	15,481,595	18,649,902	18,649,902	3,809,523	22,459,425	8,228,550	26,878,452
53 6106 HOSP INPT-MTL, SO>65	7,990,516	8,576,229	8,576,229	448,781	9,025,010	956,727	9,532,956
53 6107 HOSP OUTPT-MTL,SO>65	4,805	5,197	5,197	242	5,439	548	5,745
53 6108 HOSP OUTPT-MTL,NSO	3,455	4,501	4,501	143	4,644	863	5,364
53 6109 LTC-SNF SO AND NSO	427,317,370	460,321,831	460,321,831	26,041,935	486,363,766	52,779,214	513,101,045
53 6110 NF-SNF SWING BEDS	826,578	949,365	949,365	99,648	1,049,013	224,291	1,173,656
53 6111 LTC-ICF SO AND NSO	421,964,166	475,244,285	475,244,285	26,897,153	502,141,438	54,945,402	530,189,687
53 6112 NF-ICF SWING BEDS	28,167,780	30,544,064	30,544,064	4,896,646	35,440,710	8,957,681	39,501,745
53 6113 LTC-ICF MRC, NSO	199,739,226	208,604,944	208,604,944	11,133,361	219,738,305	19,263,678	227,868,622
53 6114 LTC-ICF MRC, SO	214,768,795	210,348,732	210,348,732	7,460,881	217,809,613	15,519,837	225,868,569
53 6115 PHYSICIAN	583,776,703	704,364,694	704,364,694	97,075,566	801,440,260	232,611,137	936,975,831
53 6116 DENTAL	104,250,700	125,712,284	125,712,284	21,361,220	147,073,504	48,124,567	173,836,851
53 6117 OPTICAL SUPPLIES	7,260,651	8,847,821	8,847,821	1,010,026	9,857,847	2,594,528	11,442,349
53 6118 CHIROPRACTIC	1,706,881	2,104,451	2,104,451	304,129	2,408,580	745,735	2,850,186
53 6119 OPTICAL	10,604,566	12,242,783	12,242,783	1,968,564	14,211,347	4,437,429	16,680,212
53 6120 PODIATRY	3,045,136	3,629,288	3,629,288	502,614	4,131,902	1,149,813	4,779,101
53 6121 HOSPITAL OUTPATIENT-GENE	252,869,684	305,879,186	305,879,186	50,191,579	356,070,765	122,358,132	428,237,318
53 6122 HOSP OUTPT-SPECIALITY	905,745	1,098,980	1,098,980	178,482	1,277,462	393,458	1,492,438
53 6123 CLINICS-MENTAL HLTH FSO	315,176,917	392,568,074	392,568,074	81,129,631	473,697,705	198,991,315	591,559,389
53 6124 CLINICS - HEALTH DEPT	51,119,330	55,190,802	55,190,802	11,807,322	66,998,124	25,293,047	80,483,849
53 6125 CLINICS- FREE STANDING	34,103,530	40,542,405	40,542,405	5,252,618	45,795,023	12,530,018	53,072,423
53 6126 CLINICS- RURAL HEALTH	15,708,065	19,980,959	19,980,959	3,048,389	23,029,348	7,812,917	27,793,876
53 6127 CAP AIDS	416,584	612,547	612,547	82,348	694,895	172,112	784,659
53 6128 LAB & X-RAY	20,402,179	25,640,013	25,640,013	2,842,787	28,482,800	7,924,639	33,564,652
53 6129 HOME HEALTH	95,215,348	103,757,399	103,757,399	14,740,925	118,498,324	29,723,285	133,480,684
53 6130 PRESCRIBED DRUGS	1056,118,844	1,223,204,873	1,223,204,873	292,089,128	1,515,294,001	645,524,938	1,868,729,811
53 6132 FAM PLAN-STERILIZATION	17,668,961	21,726,440	21,726,440	3,490,400	25,216,840	8,579,820	30,306,260
53 6133 FAM PLAN-HOSP INPATIENT	-1,217	0	0	0	0	0	0
53 6134 FAM PLAN-HOSP OUTPATIENT	194,128	229,303	229,303	52,363	281,666	111,144	340,447
53 6135 FAM PLAN-PHYSICIAN	1,817,162	2,246,550	2,246,550	379,329	2,625,879	906,398	3,152,948
53 6136 FAM PLAN-HEALTH DEPT	6,212,728	8,004,384	8,004,384	1,474,780	9,479,164	3,672,845	11,677,229
53 6137 FAM PLAN-FREE STANDING	3,167	0	0	5,028	5,028	6,296	6,296
53 6138 CASE MANAGEMENT - HIV	3,498,312	3,364,744	3,364,744	666,220	4,030,964	1,241,810	4,606,554
53 6139 HEALTH CHECK-HEALTH DEPT	8,672,054	10,978,424	10,978,424	1,796,175	12,774,599	4,445,451	15,423,875
53 6140 PART B BUY-IN NON CASH	1,257,027	16,641,305	16,641,305	850,115	17,491,420	3,017,666	19,658,971
53 6141 PART B BUY-IN CAT NEEDY	12,895,425	9,307,213	9,307,213	837,925	10,145,138	2,150,014	11,457,227
53 6142 AMBULANCE	14,389,009	16,510,132	16,510,132	2,230,671	18,740,803	4,815,651	21,325,783

FUND DETAIL

4445 -  
 14445 DHHS - Division of Medical Assistance  
 1310 Medical Assistance Payments

DESCRIPTION (1)	2001-2002 ACTUAL (2)	CERTIFIED (3)	2002-2003 AUTHORIZED (4)	INCR/DECR (5)	2003-2004 TOTAL (6)	INCR/DECR (7)	2004-2005 TOTAL (8)
REQUIREMENTS							
53 6143 HEARING AIDS	578,990	755,289	755,289	81,997	837,286	217,151	972,440
53 6144 PERSONAL CARE	152,656,240	166,235,249	166,235,249	44,866,078	211,101,327	86,609,106	252,844,355
53 6146 HEALTH CHECK- RURAL HLTH	1,318,388	1,685,824	1,685,824	278,478	1,964,302	697,255	2,383,079
53 6147 HEALTH CHECK-OTHER PROVI	32,272,991	39,566,776	39,566,776	7,038,518	46,605,294	16,064,924	55,631,700
53 6148 FAMILY PLAN-RURAL HEALTH	45,893	60,383	60,383	11,049	71,432	28,308	88,691
53 6149 FAMILY PLAN-DRUGS	6,021,896	8,242,100	8,242,100	2,045,523	10,287,623	5,162,598	13,404,698
53 6151 CASE MANAGEMENT -NFP	0	966	966	77	1,043	197	1,163
53 6152 HOSP LONG TERM CARE	132,468	166,644	166,644	14,830	181,474	44,692	211,336
53 6153 CAROLINA ALTERNATIVES	48,506,393	67,709,257	67,709,257	11,366,936	79,076,193	34,292,957	102,002,214
53 6154 HOSP OUTPT-EMERGENCY ROO	121,641,791	149,921,132	149,921,132	27,454,089	177,375,221	65,479,753	215,400,885
53 6155 NF-HEAD LEVEL OF CARE	25,377	0	0	33,775	33,775	38,690	38,690
53 6156 HOSP INPT GEN KOVERS	20,435,847	22,991,005	22,991,005	2,757,562	25,748,567	5,848,531	28,839,536
53 6157 NF-VENT LEVEL OF CARE	5,810,606	6,609,329	6,609,329	949,226	7,558,555	1,956,934	8,566,263
53 6158 HOSP OUTP GEN KOVERS	49,367,278	57,427,425	57,427,425	6,604,391	64,031,816	14,998,529	72,425,954
53 6159 CAP - DISABLED	211,395,842	255,512,000	255,512,000	39,312,645	294,824,645	84,722,961	340,234,961
53 6160 CAP-MENTALLY RETARDED	251,905,350	302,760,487	302,760,487	54,679,709	357,440,196	119,280,995	422,041,482
53 6161 CAP-CHILDREN	20,484,920	23,844,110	23,844,110	4,464,394	28,308,504	9,689,279	33,533,389
53 6162 CASE MANAGEMENT - FSO	3,267,410	6,067,543	6,067,543	-1,712,518	4,355,025	-1,037,530	5,030,013
53 6163 LOCAL EDUC AGENCIES -FSO	2,305,197	3,280,988	3,280,988	65,420	3,346,408	605,557	3,886,545
53 6164 GROUP HEALTH PLAN	111,311	55,777	55,777	0	55,777	0	55,777
53 6165 DURABLE MEDICAL EQUIPEME	45,209,345	50,017,989	50,017,989	8,752,006	58,769,995	17,324,156	67,342,145
53 6166 NF-SNF SWING VENT CARE	624,776	783,453	783,453	38,700	822,153	153,778	937,231
53 6168 CLINICS-DHS IMMUNIZ-FSO	4,835	6,015	6,015	1,499	7,514	3,302	9,317
53 6169 PHYSICAL MED-NON PHYSICI	24,777,612	29,699,952	29,699,952	4,506,026	34,205,978	10,267,319	39,967,271
53 6170 HMO PREMIUMS	42,181,980	54,093,976	54,093,976	7,399,141	61,493,117	19,943,874	74,037,850
53 6171 HOME INFUSION THERAPY	6,387,954	7,116,354	7,116,354	1,107,169	8,223,523	2,277,335	9,393,689
53 6172 HOSPICE	18,964,896	21,594,934	21,594,934	2,831,676	24,426,610	5,941,587	27,536,521
53 6173 PART A MEDICARE SUBTOTAL	40,899,868	47,303,220	47,303,220	5,947,057	53,250,277	12,999,403	60,302,623
53 6174 PART B BUY-IN MQBQ	468,258	498,153	498,153	34,197	532,350	105,531	603,684
53 6175 PART B BUY-IN DUAL Q	107,713,887	125,957,646	125,957,646	18,502,981	144,460,627	40,888,369	166,846,015
53 6176 PART B BUY-IN MQBB	22,509,477	20,887,924	20,887,924	4,340,260	25,228,184	9,819,808	30,707,732
53 6177 CLINICS-FQHC,CORE&AMBULA	15,619,446	19,641,874	19,641,874	3,114,224	22,756,098	7,813,381	27,455,255
53 6178 FAMILY PLAN-FQHC	77,792	102,929	102,929	18,446	121,375	48,294	151,223
53 6179 HEALTH CHECK-FQHC	1,806,986	2,290,019	2,290,019	366,334	2,656,353	910,879	3,200,898
53 6180 HEAD START	15,640	0	0	19,915	19,915	23,252	23,252
53 6181 HOSP INPT-INDIAN HEALTH	579,225	707,977	707,977	96,080	804,057	235,184	943,161
53 6182 HOSP OUTPT-INDIAN HEALTH	1,207,586	1,560,404	1,560,404	165,590	1,725,994	495,760	2,056,164
53 6183 NF-INDIAN HEALTH	961,065	1,103,591	1,103,591	109,876	1,213,467	251,411	1,355,002
53 6184 ACH-PCS BASIC	103,729,591	115,693,590	115,693,590	13,152,877	128,846,467	27,056,367	142,749,957
53 6185 ACH-PCS ENHANCED	9,473,667	10,457,211	10,457,211	1,130,375	11,587,586	2,277,715	12,734,926
53 6186 HOME HEALTH-INDIAN HLTH	95,965	107,254	107,254	14,367	121,621	28,779	136,033

FUND DETAIL

4445 -  
 14445 DHHS - Division of Medical Assistance  
 1310 Medical Assistance Payments

DESCRIPTION (1)	2001-2002 ACTUAL (2)	CERTIFIED (3)	2002-2003 AUTHORIZED (4)	INCR/DECR (5)	2003-2004 TOTAL (6)	INCR/DECR (7)	2004-2005 TOTAL (8)
REQUIREMENTS							
53 6187 AMBULATORY SURGICAL CENT	5,040,032	5,936,102	5,936,102	1,251,539	7,187,641	2,678,390	8,614,492
53 6188 TRANSPORTATION-COUNTY AD	18,929,750	19,047,518	19,047,518	4,502,038	23,549,556	7,042,038	26,089,556
53 6189 ACH-TRANSPORTATION	4,391,347	4,971,909	4,971,909	484,081	5,455,990	1,072,554	6,044,463
53 6194 EDS-A/R INELIGIB CLAIMS	-21,779	0	0	0	0	0	0
53 6196 INDO-CHINESE MED ASS'T	778,091	0	0	0	0	0	0
TOTAL AID & PUBLIC ASSISTANCE	6185,038,229	7,185,819,013	7,185,819,013	1125,281,861	8,311,100,874	2535,534,708	9,721,353,721
53 7201 DENTAL RESERVE	0	1,214,896	1,214,896	-1,214,896	0	0	1,214,896
TOTAL RESERVES	0	1,214,896	1,214,896	-1,214,896	0	0	1,214,896
53 81K1 TRANS TO 1102	6,344,259	39,998	39,998	0	39,998	0	39,998
53 8160 INTRA-DEPT TRANSFER	0	159,105	159,105	0	159,105	0	159,105
TOTAL INTRAGOVERNMENTAL TRANSACT	6,344,259	199,103	199,103	0	199,103	0	199,103
TOTAL REQUIREMENTS	6191,382,488	7,187,233,012	7,187,233,012	1124,066,965	8,311,299,977	2535,534,708	9,722,767,720
ESTIMATED RECEIPTS							
43 2200 COUNTY FUNDS/RECEIPTS	353,624,465	402,467,058	402,467,058	56,446,112	458,913,170	132,105,198	534,572,256
43 2202 COUNTY FUNDS RESERVE REC	0	70,588	70,588	-70,588	0	-70,588	0
43 81K1 TRANS	45,398,317	892,819	892,819	-892,819	0	-892,819	0
43 81P1 TRANS FROM MH	157,435,523	228,147	228,147	-228,147	0	-228,147	0
43 8102 TRF FROM CODE 64445	0	43,747,538	43,747,538	-43,747,538	0	-43,747,538	0
43 8160 INTRA-AGENCY TRANSFER	0	64,017,717	64,017,717	25,164,937	89,182,654	28,707,438	92,725,155
43 819Z TRANSFER UNC B/C 00743	16,524,946	0	0	0	0	0	0
53 88RR FEDERAL RECEIPT RESERVE	0	744,308	744,308	-744,308	0	-744,308	0
53 886B M.A. GRANT - DMA	3827,151,587	4,480,690,215	4,480,690,215	743,730,703	5,224,420,918	1639,140,733	6,119,830,948
TOTAL RECEIPTS	4400,134,838	4,992,858,390	4,992,858,390	779,658,352	5,772,516,742	1754,269,969	6,747,128,359

FUND DETAIL

4445 -  
 14445 DHHS - Division of Medical Assistance  
 1310 Medical Assistance Payments

DESCRIPTION (1)	2001-2002 ACTUAL (2)	CERTIFIED (3)	2002-2003 AUTHORIZED (4)	INCR/DECR (5)	2003-2004 TOTAL (6)	INCR/DECR (7)	2004-2005 TOTAL (8)
-----							
NET APPROPRIATION	1791,247,650	2,194,374,622	2,194,374,622	344,408,613	2,538,783,235	781,264,739	2,975,639,361

FUND DETAIL

4445 -  
 14445 DHHS - Division of Medical Assistance  
 1320 Medical Assistance Cost Payments

DESCRIPTION (1)	2001-2002 ACTUAL (2)	CERTIFIED (3)	2002-2003 AUTHORIZED (4)	INCR/DECR (5)	2003-2004 TOTAL (6)	INCR/DECR (7)	2004-2005 TOTAL (8)
REQUIREMENTS							
53 6101 HOSPITAL INPATIENT-GENER	260,173,657	6,187,682	6,187,682	0	6,187,682	0	6,187,682
53 6102 HOSPITAL INPT - SPECIALI	4,274	125,200	125,200	0	125,200	0	125,200
53 6103 HOSP INPT-MTL, SO,21	-167,414	0	0	0	0	0	0
53 6105 HOSP INPT-MTL, NSO	0	143,126	143,126	0	143,126	0	143,126
53 6106 HOSP INPT-MTL, SO>65	826,553	0	0	0	0	0	0
53 6109 LTC-SNF SO AND NSO	1,497,687	540,487	540,487	0	540,487	0	540,487
53 6110 NF-SNF SWING BEDS	0	93,341	93,341	0	93,341	0	93,341
53 6111 LTC-ICF SO AND NSO	-14,787,961	151,467	151,467	0	151,467	0	151,467
53 6112 NF-ICF SWING BEDS	0	221,841	221,841	0	221,841	0	221,841
53 6113 LTC-ICF MRC, NSO	-275,509	2,544,104	2,544,104	0	2,544,104	0	2,544,104
53 6114 LTC-ICF MRC, SO	4,774,837	6,912,144	6,912,144	0	6,912,144	0	6,912,144
53 6116 DENTAL	1,310,233	0	0	0	0	0	0
53 6121 HOSPITAL OUTPATIENT-GENE	30,083,253	0	0	0	0	0	0
53 6123 CLINICS-MENTAL HLTH FSO	25,291,827	0	0	0	0	0	0
53 6124 CLINICS - HEALTH DEPT	37,365,044	0	0	0	0	0	0
53 6126 CLINICS- RURAL HEALTH	49,070	303,499	303,499	0	303,499	0	303,499
53 6136 FAM PLAN-HEALTH DEPT	432,136	0	0	0	0	0	0
53 6139 HEALTH CHECK-HEALTH DEPT	-65,853	0	0	0	0	0	0
53 6142 AMBULANCE	5,553,156	0	0	0	0	0	0
53 6144 PERSONAL CARE	-852,163	0	0	0	0	0	0
53 6159 CAP - DISABLED	30,000	0	0	0	0	0	0
53 6162 CASE MANAGEMENT - FSO	8,888,148	0	0	0	0	0	0
53 6177 CLINICS-FQHC,CORE&AMBULA	2,091,582	0	0	0	0	0	0
TOTAL AID & PUBLIC ASSISTANCE	362,222,557	17,222,891	17,222,891	0	17,222,891	0	17,222,891
53 81K1 TRANS TO 1102	304,579	0	0	0	0	0	0
53 8160 INTRA-DEPT TRANSFER	0	304,579	304,579	0	304,579	0	304,579
TOTAL INTRAGOVERNMENTAL TRANSACT	304,579	304,579	304,579	0	304,579	0	304,579
TOTAL REQUIREMENTS	362,527,136	17,527,470	17,527,470	0	17,527,470	0	17,527,470

FUND DETAIL

4445 -  
 14445 DHHS - Division of Medical Assistance  
 1320 Medical Assistance Cost Payments

DESCRIPTION (1)	2001-2002 ACTUAL (2)	CERTIFIED (3)	2002-2003 AUTHORIZED (4)	INCR/DECR (5)	2003-2004 TOTAL (6)	INCR/DECR (7)	2004-2005 TOTAL (8)
ESTIMATED RECEIPTS							
43 2200 COUNTY FUNDS/RECEIPTS	-374,226	901,423	901,423	0	901,423	0	901,423
43 2501 PUBLIC HOSPITALS-CERT FU	52,926,085	0	0	0	0	0	0
43 3110 INT/DIV INC INVST PROGRM	74	0	0	0	0	0	0
43 5500 FINES, PENALTIES, ASSESS	3,522	0	0	0	0	0	0
43 81K2 TRANSFER FROM 64445	49,925,041	0	0	0	0	0	0
43 8160 INTRA-AGENCY TRANSFER	0	7,376,330	7,376,330	0	7,376,330	0	7,376,330
53 886B M.A. GRANT - DMA	261,661,502	9,249,717	9,249,717	0	9,249,717	0	9,249,717
TOTAL RECEIPTS	364,141,998	17,527,470	17,527,470	0	17,527,470	0	17,527,470
NET APPROPRIATION	-1,614,862	0	0	0	0	0	0



FUND DETAIL

4445 -  
 14445 DHHS - Division of Medical Assistance  
 1330 Medical Assistance Adjustments and Refunds

DESCRIPTION (1)	2001-2002 ACTUAL (2)	CERTIFIED (3)	2002-2003 AUTHORIZED (4)	INCR/DECR (5)	2003-2004 TOTAL (6)	INCR/DECR (7)	2004-2005 TOTAL (8)
REQUIREMENTS							
53 6101 HOSPITAL INPATIENT-GENER	-14,393,630	-11,303,732	-11,303,732	0	-11,303,732	0	-11,303,732
53 6102 HOSPITAL INPT - SPECIALI	-463	0	0	0	0	0	0
53 6103 HOSP INPT-MTL, SO,21	-56,831	-17,985	-17,985	0	-17,985	0	-17,985
53 6104 HOSP OUTPT-MTL,SO<21	0	-14	-14	0	-14	0	-14
53 6105 HOSP INPT-MTL, NSO	-1,384	0	0	0	0	0	0
53 6106 HOSP INPT-MTL, SO>65	-243,262	-74,199	-74,199	0	-74,199	0	-74,199
53 6109 LTC-SNF SO AND NSO	-266,723	-341,346	-341,346	0	-341,346	0	-341,346
53 6110 NF-SNF SWING BEDS	0	-3,382	-3,382	0	-3,382	0	-3,382
53 6111 LTC-ICF SO AND NSO	-62,048	-802,123	-802,123	0	-802,123	0	-802,123
53 6112 NF-ICF SWING BEDS	0	-31,226	-31,226	0	-31,226	0	-31,226
53 6113 LTC-ICF MRC, NSO	-2,824	393	393	0	393	0	393
53 6114 LTC-ICF MRC, SO	0	-5,548	-5,548	0	-5,548	0	-5,548
53 6115 PHYSICIAN	-1,776,401	-1,090,036	-1,090,036	0	-1,090,036	0	-1,090,036
53 6116 DENTAL	-15,597	4,324	4,324	0	4,324	0	4,324
53 6117 OPTICAL SUPPLIES	1,198	57,900	57,900	0	57,900	0	57,900
53 6118 CHIROPRACTIC	0	33	33	0	33	0	33
53 6119 OPTICAL	0	1,219	1,219	0	1,219	0	1,219
53 6121 HOSPITAL OUTPATIENT-GENE	-45,097	-35,736	-35,736	0	-35,736	0	-35,736
53 6123 CLINICS-MENTAL HLTH FSO	-805,548	-1,504	-1,504	0	-1,504	0	-1,504
53 6124 CLINICS - HEALTH DEPT	-1,645	-19,520	-19,520	0	-19,520	0	-19,520
53 6125 CLINICS- FREE STANDING	0	-2,572	-2,572	0	-2,572	0	-2,572
53 6128 LAB & X-RAY	23	1,439	1,439	0	1,439	0	1,439
53 6129 HOME HEALTH	-409,451	-540,329	-540,329	0	-540,329	0	-540,329
53 6130 PRESCRIBED DRUGS	-19,860,672	-3,183,814	-3,183,814	0	-3,183,814	0	-3,183,814
53 6133 FAM PLAN-HOSP INPATIENT	-1,730	0	0	0	0	0	0
53 6134 FAM PLAN-HOSP OUTPATIENT	-30	0	0	0	0	0	0
53 6136 FAM PLAN-HEALTH DEPT	3,546	-25	-25	0	-25	0	-25
53 6137 FAM PLAN-FREE STANDING	0	-50	-50	0	-50	0	-50
53 6139 HEALTH CHECK-HEALTH DEPT	-8	129	129	0	129	0	129
53 6140 PART B BUY-IN NON CASH	3,512,887	7,588	7,588	0	7,588	0	7,588
53 6141 PART B BUY-IN CAT NEEDY	133,070	95,009	95,009	0	95,009	0	95,009
53 6142 AMBULANCE	-85,913	0	0	0	0	0	0
53 6144 PERSONAL CARE	-225,646	405	405	0	405	0	405
53 6146 HEALTH CHECK- RURAL HLTH	0	-135	-135	0	-135	0	-135
53 6147 HEALTH CHECK-OTHER PROVI	707	105	105	0	105	0	105
53 6150 DRUG REBATE	-227,698,486	-222,491,421	-222,491,421	0	-222,491,421	0	-222,491,421
53 6151 CASE MANAGEMENT -NFP	0	-432,320	-432,320	0	-432,320	0	-432,320
53 6154 HOSP OUTPT-EMERGENCY ROO	0	2,325	2,325	0	2,325	0	2,325
53 6155 NF-HEAD LEVEL OF CARE	-3,243	0	0	0	0	0	0
53 6156 HOSP INPT GEN KOVERS	0	53	53	0	53	0	53
53 6159 CAP - DISABLED	27,735	12,487	12,487	0	12,487	0	12,487

FUND DETAIL

4445 -  
 14445 DHHS - Division of Medical Assistance  
 1330 Medical Assistance Adjustments and Refunds

DESCRIPTION (1)	2001-2002 ACTUAL (2)	CERTIFIED (3)	2002-2003 AUTHORIZED (4)	INCR/DECR (5)	2003-2004 TOTAL (6)	INCR/DECR (7)	2004-2005 TOTAL (8)
REQUIREMENTS							
53 6160 CAP-MENTALLY RETARDED	-404,591	0	0	0	0	0	0
53 6161 CAP-CHILDREN	-51,295	0	0	0	0	0	0
53 6162 CASE MANAGEMENT - FSO	-3,141,981	0	0	0	0	0	0
53 6165 DURABLE MEDICAL EQUIPEME	-199,984	819	819	0	819	0	819
53 6172 HOSPICE	-6,315	0	0	0	0	0	0
53 6179 HEALTH CHECK-FQHC	-778	0	0	0	0	0	0
53 6184 ACH-PCS BASIC	-3,639	0	0	0	0	0	0
53 6187 AMBULATORY SURGICAL CENT	0	-175	-175	0	-175	0	-175
TOTAL AID & PUBLIC ASSISTANCE	-266,086,049	-240,192,964	-240,192,964	0	-240,192,964	0	-240,192,964
53 81K1 TRANS TO 1102	45,093,738	0	0	0	0	0	0
53 8160 INTRA-DEPT TRANSFER	0	45,093,738	45,093,738	0	45,093,738	0	45,093,738
TOTAL INTRAGOVERNMENTAL TRANSACT	45,093,738	45,093,738	45,093,738	0	45,093,738	0	45,093,738
TOTAL REQUIREMENTS	-220,992,311	-195,099,226	-195,099,226	0	-195,099,226	0	-195,099,226
ESTIMATED RECEIPTS							
43 2200 COUNTY FUNDS/RECEIPTS	-11,694,664	-14,508,312	-14,508,312	0	-14,508,312	0	-14,508,312
53 886B M.A. GRANT - DMA	-169,162,034	-142,244,397	-142,244,397	0	-142,244,397	0	-142,244,397
TOTAL RECEIPTS	-180,856,698	-156,752,709	-156,752,709	0	-156,752,709	0	-156,752,709
NET APPROPRIATION	-40,135,613	-38,346,517	-38,346,517	0	-38,346,517	0	-38,346,517

FUND DETAIL

4445 -  
 14445 DHHS - Division of Medical Assistance  
 1336 Disproportionate Share Pay Psychology - Hospital

DESCRIPTION (1)	2001-2002 ACTUAL (2)	CERTIFIED (3)	2002-2003 AUTHORIZED (4)	INCR/DECR (5)	2003-2004 TOTAL (6)	INCR/DECR (7)	2004-2005 TOTAL (8)
REQUIREMENTS							
53 6198 DISPROPORTIONATE SH PAYMTS	441,940,323	5,400,000	5,400,000	0	5,400,000	0	5,400,000
TOTAL AID & PUBLIC ASSISTANCE	441,940,323	5,400,000	5,400,000	0	5,400,000	0	5,400,000
53 81K2 TRANS TO B/C 64445 DMA	187,268,303	0	0	0	0	0	0
TOTAL INTRAGOVERNMENTAL TRANSACT	187,268,303	0	0	0	0	0	0
TOTAL REQUIREMENTS	629,208,626	5,400,000	5,400,000	0	5,400,000	0	5,400,000
ESTIMATED RECEIPTS							
43 81K1 TRANS	187,268,303	0	0	0	0	0	0
43 81K2 TRANSFER FROM 64445	104,265,145	0	0	0	0	0	0
53 886B M.A. GRANT - DMA	274,918,001	5,400,000	5,400,000	0	5,400,000	0	5,400,000
TOTAL RECEIPTS	566,451,449	5,400,000	5,400,000	0	5,400,000	0	5,400,000
NET APPROPRIATION	62,757,177	0	0	0	0	0	0

FUND DETAIL

4445 -  
 14445 DHHS - Division of Medical Assistance  
 1340 Undispositioned Receipts

DESCRIPTION (1)	2001-2002 ACTUAL (2)	CERTIFIED (3)	2002-2003 AUTHORIZED (4)	INCR/DECR (5)	2003-2004 TOTAL (6)	INCR/DECR (7)	2004-2005 TOTAL (8)
REQUIREMENTS							
53 6192 EDSF SYST RECOUPS/RECEIP	292,742	0	0	0	0	0	0
53 6193 DMA MANUAL RECOUPS	19,502	0	0	0	0	0	0
53 6194 EDS-A/R INELIGIB CLAIMS	23,144	0	0	0	0	0	0
TOTAL AID & PUBLIC ASSISTANCE	335,388	0	0	0	0	0	0
53 81K1 TRANS TO 1102	135,000	0	0	0	0	0	0
TOTAL INTRAGOVERNMENTAL TRANSACT	135,000	0	0	0	0	0	0
TOTAL REQUIREMENTS	470,388	0	0	0	0	0	0
ESTIMATED RECEIPTS							
43 7113 INSURANCE RECOVERIES	8,818,680	0	0	0	0	0	0
43 7990 OTHER MISC REV-PROGRAM	-18,788,594	0	0	0	0	0	0
TOTAL RECEIPTS	-9,969,914	0	0	0	0	0	0
NET APPROPRIATION	10,440,302	0	0	0	0	0	0

FUND DETAIL

4445 -  
 14445 DHHS - Division of Medical Assistance  
 1350 Periodic Payments

DESCRIPTION (1)	2001-2002 ACTUAL (2)	CERTIFIED (3)	2002-2003 AUTHORIZED (4)	INCR/DECR (5)	2003-2004 TOTAL (6)	INCR/DECR (7)	2004-2005 TOTAL (8)
REQUIREMENTS							
53 6191 PARTIAL PAYMENTS	-357,571	0	0	0	0	0	0
TOTAL AID & PUBLIC ASSISTANCE	-357,571	0	0	0	0	0	0
TOTAL REQUIREMENTS	-357,571	0	0	0	0	0	0
ESTIMATED RECEIPTS							
TOTAL RECEIPTS	0	0	0	0	0	0	0
NET APPROPRIATION	-357,571	0	0	0	0	0	0

FUND DETAIL

4445 -  
 14445 DHHS - Division of Medical Assistance  
 1390 Medical Assistance Revenue Clearinghouse

DESCRIPTION (1)	2001-2002 ACTUAL (2)	CERTIFIED (3)	2002-2003 AUTHORIZED (4)	INCR/DECR (5)	2003-2004 TOTAL (6)	INCR/DECR (7)	2004-2005 TOTAL (8)
ESTIMATED RECEIPTS							
43 2200 COUNTY FUNDS/RECEIPTS	-29,591,768	0	0	0	0	0	0
53 886B M.A. GRANT - DMA	-7,742,221	0	0	0	0	0	0
TOTAL RECEIPTS	-37,333,989	0	0	0	0	0	0
-----							
NET APPROPRIATION	37,333,989	0	0	0	0	0	0

FUND DETAIL

4445 -  
 14445 DHHS - Division of Medical Assistance  
 191A Statewide Reserve

DESCRIPTION (1)	2001-2002 ACTUAL (2)	CERTIFIED (3)	2002-2003 AUTHORIZED (4)	INCR/DECR (5)	2003-2004 TOTAL (6)	INCR/DECR (7)	2004-2005 TOTAL (8)
ESTIMATED RECEIPTS							
43 8042 STATE HEALTH PLAN RESERV	18,140	0	0	0	0	0	0
TOTAL RECEIPTS	18,140	0	0	0	0	0	0
NET APPROPRIATION	-18,140	0	0	0	0	0	0

FUND DETAIL

4445 -  
 14445 DHHS - Division of Medical Assistance  
 1910 Reserves and Transfers

DESCRIPTION (1)	2001-2002 ACTUAL (2)	CERTIFIED (3)	2002-2003 AUTHORIZED (4)	INCR/DECR (5)	2003-2004 TOTAL (6)	INCR/DECR (7)	2004-2005 TOTAL (8)
REQUIREMENTS							
53 5300 DEBT SERVICE	295	0	0	0	0	0	0
TOTAL OTHER EXPENSES & ADJUSTMEN	295	0	0	0	0	0	0
53 7188 RESERVE-GOV'S XIX REDUCT	0	-484,046	-484,046	0	-484,046	0	-484,046
53 7198 RESERVE-TRANSPORTATION	0	300,000	300,000	0	300,000	0	300,000
53 7201 DENTAL RESERVE	0	2,000,000	2,000,000	0	2,000,000	0	2,000,000
TOTAL RESERVES	0	1,815,954	1,815,954	0	1,815,954	0	1,815,954
53 81K1 TRANS TO 1102	1,005,092	28,949	28,949	0	28,949	0	28,949
53 8155 TRNS TO FUND 1102	0	202,225	202,225	0	202,225	0	202,225
53 819G TRANS TO 19961 OSC DSH	109,233,788	0	0	0	0	0	0
TOTAL INTRAGOVERNMENTAL TRANSACT	110,238,880	231,174	231,174	0	231,174	0	231,174
TOTAL REQUIREMENTS	110,239,175	2,047,128	2,047,128	0	2,047,128	0	2,047,128
ESTIMATED RECEIPTS							
43 2200 COUNTY FUNDS/RECEIPTS	0	579,341	579,341	0	579,341	0	579,341
43 3110 INT/DIV INC INVST PROGRM	1,166,354	231,174	231,174	0	231,174	0	231,174
43 5500 FINES, PENALTIES, ASSESS	371,996	0	0	0	0	0	0
43 7122 ACCTS RECEIVABLE INTERES	-97	0	0	0	0	0	0
53 886B M.A. GRANT - DMA	0	-311,445	-311,445	0	-311,445	0	-311,445
TOTAL RECEIPTS	1,538,253	499,070	499,070	0	499,070	0	499,070
NET APPROPRIATION	108,700,922	1,548,058	1,548,058	0	1,548,058	0	1,548,058



FUND DETAIL

4445 -  
 14445 DHHS - Division of Medical Assistance  
 1991 Federal Indirect Reserve

DESCRIPTION (1)	2001-2002 ACTUAL (2)	CERTIFIED (3)	2002-2003 AUTHORIZED (4)	INCR/DECR (5)	2003-2004 TOTAL (6)	INCR/DECR (7)	2004-2005 TOTAL (8)
REQUIREMENTS							
53 7100 RES FOR INDIRECT COSTS	0	1,679	1,679	0	1,679	0	1,679
TOTAL RESERVES	0	1,679	1,679	0	1,679	0	1,679
53 8198 INTRA-DEPT TRNS - INDIRE	0	266,547	266,547	0	266,547	0	266,547
TOTAL INTRAGOVERNMENTAL TRANSACT	0	266,547	266,547	0	266,547	0	266,547
TOTAL REQUIREMENTS	0	268,226	268,226	0	268,226	0	268,226
ESTIMATED RECEIPTS							
53 886C M.A. ADMINIST. GRANT	0	268,226	268,226	0	268,226	0	268,226
TOTAL RECEIPTS	0	268,226	268,226	0	268,226	0	268,226
NET APPROPRIATION	0	0	0	0	0	0	0

FUND DETAIL

4445 -  
 14445 DHHS - Division of Medical Assistance  
 1992 Prior Year Earned Revenue

DESCRIPTION (1)	2001-2002 ACTUAL (2)	CERTIFIED (3)	2002-2003 AUTHORIZED (4)	INCR/DECR (5)	2003-2004 TOTAL (6)	INCR/DECR (7)	2004-2005 TOTAL (8)
ESTIMATED RECEIPTS							
43 2200 COUNTY FUNDS/RECEIPTS	23,863,844	0	0	0	0	0	0
53 886B M.A. GRANT - DMA	1,699,684	0	0	0	0	0	0
53 886C M.A. ADMINIST. GRANT	671,430	0	0	0	0	0	0
53 887J DSS-REFUGEE CLAIMS	636,395	0	0	0	0	0	0
-----							
TOTAL RECEIPTS	26,871,353	0	0	0	0	0	0
-----							
NET APPROPRIATION	-26,871,353	0	0	0	0	0	0

FUND DETAIL

4445 -  
 14445 DHHS - Division of Medical Assistance  
 1993 Prior Year Adjustments or Audit Exceptions

DESCRIPTION (1)	2001-2002 ACTUAL (2)	CERTIFIED (3)	2002-2003 AUTHORIZED (4)	INCR/DECR (5)	2003-2004 TOTAL (6)	INCR/DECR (7)	2004-2005 TOTAL (8)
REQUIREMENTS							
53 6101 HOSPITAL INPATIENT-GENER	-18,058,359	0	0	0	0	0	0
53 6130 PRESCRIBED DRUGS	77,608	0	0	0	0	0	0
53 6149 FAMILY PLAN-DRUGS	-77,608	0	0	0	0	0	0
TOTAL AID & PUBLIC ASSISTANCE	-18,058,359	0	0	0	0	0	0
TOTAL REQUIREMENTS	-18,058,359	0	0	0	0	0	0
ESTIMATED RECEIPTS							
43 2200 COUNTY FUNDS/RECEIPTS	696,043	0	0	0	0	0	0
53 886B M.A. GRANT - DMA	-18,754,400	0	0	0	0	0	0
TOTAL RECEIPTS	-18,058,357	0	0	0	0	0	0
NET APPROPRIATION	-2	0	0	0	0	0	0

SUMMARY BY FUND

4446 -

14446 DHHS - Div. of Medical Assistance - NC Health Choice

DESCRIPTION (1)	2001-2002 ACTUAL (2)	CERTIFIED (3)	2002-2003 AUTHORIZED (4)	INCR/DECR (5)	2003-2004 TOTAL (6)	INCR/DECR (7)	2004-2005 TOTAL (8)
REQUIREMENTS							
1101 STATE LEVEL ADMIN	108,642	202,774	202,774	1,635	204,409	1,635	204,409
1310 MEDICAL PAYMENTS	99,666,113	170,263,369	170,263,369	-29,530,713	140,732,656	-29,530,713	140,732,656
TOTAL REQUIREMENTS	99,774,755	170,466,143	170,466,143	-29,529,078	140,937,065	-29,529,078	140,937,065
ESTIMATED RECEIPTS							
1101 STATE LEVEL ADMIN	94,830	149,568	149,568	1,216	150,784	1,216	150,784
1310 MEDICAL PAYMENTS	72,909,902	125,259,087	125,259,087	-21,790,713	103,468,374	-21,790,713	103,468,374
1992 PRIOR YR EARNED REVENUES	-12,622	0	0	0	0	0	0
TOTAL RECEIPTS	72,992,110	125,408,655	125,408,655	-21,789,497	103,619,158	-21,789,497	103,619,158
NET APPROPRIATION	26,782,645	45,057,488	45,057,488	-7,739,581	37,317,907	-7,739,581	37,317,907

SUMMARY BY ACCOUNT

4446 -  
14446 DHHS - Div. of Medical Assistance - NC Health Choice

DESCRIPTION (1)	2001-2002 ACTUAL (2)	CERTIFIED (3)	2002-2003 AUTHORIZED (4)	INCR/DECR (5)	2003-2004 TOTAL (6)	INCR/DECR (7)	2004-2005 TOTAL (8)
REQUIREMENTS							
53 1211 SPA-REG SALARIES-APPRO	22,631	22,961	22,961	0	22,961	0	22,961
53 1212 SPA-REG SALARIES-RECPT	64,465	65,816	65,816	0	65,816	0	65,816
53 1461 EPA&LONGVTY PAY-APPR	772	488	488	390	878	390	878
53 1462 EPA&SPA-LONGVTY PAY-REC	2,210	1,390	1,390	1,129	2,519	1,129	2,519
53 1511 SOCIAL SEC CONTRIB-APPRO	1,783	1,795	1,795	29	1,824	29	1,824
53 1512 SOCIAL SEC CONTRIB-RECPT	5,080	5,141	5,141	87	5,228	87	5,228
53 1521 REG RETIRE CONTRIB-APPRO	1,168	711	711	0	711	0	711
53 1522 REG RETIRE CONTRIB-RECPT	3,334	2,036	2,036	0	2,036	0	2,036
53 1561 MED INS CONTRIB-APPRO	1,483	1,537	1,537	0	1,537	0	1,537
53 1562 MED INS CONTRIB-RECEIPTS	4,043	4,331	4,331	0	4,331	0	4,331
TOTAL PERSONAL SERVICES	106,969	106,206	106,206	1,635	107,841	1,635	107,841
53 2800 COMMUNICATIONS/DATA PROC	0	90,605	90,605	0	90,605	0	90,605
TOTAL PURCHASED SERVICES	0	90,605	90,605	0	90,605	0	90,605
53 4500 EQUIPMENT	0	3,981	3,981	0	3,981	0	3,981
53 4700 INTANGIBLE ASSETS	0	1,982	1,982	0	1,982	0	1,982
TOTAL PROPERTY, PLANT & EQUIPMT	0	5,963	5,963	0	5,963	0	5,963
53 81D1 TRANSFER TO CENTRAL ADM	1,673	0	0	0	0	0	0
53 81K4 /TRF TO B/C 58410 CHIP	0	0	0	-29,530,713	-29,530,713	-29,530,713	-29,530,713
53 8109 TRF TO STATE EMP. H.P.	99,666,113	170,263,369	170,263,369	0	170,263,369	0	170,263,369
TOTAL INTRAGOVERNMENTAL TRANSACT	99,667,786	170,263,369	170,263,369	-29,530,713	140,732,656	-29,530,713	140,732,656
TOTAL REQUIREMENTS	99,774,755	170,466,143	170,466,143	-29,529,078	140,937,065	-29,529,078	140,937,065
ESTIMATED RECEIPTS							
53 886D CHIP GRANT-FED.FUNDS	72,992,110	125,408,655	125,408,655	-21,789,497	103,619,158	-21,789,497	103,619,158

SUMMARY BY ACCOUNT

4446 -

14446 DHHS - Div. of Medical Assistance - NC Health Choice

DESCRIPTION (1)	2001-2002 ACTUAL (2)	CERTIFIED (3)	2002-2003 AUTHORIZED (4)	INCR/DECR (5)	2003-2004 TOTAL (6)	INCR/DECR (7)	2004-2005 TOTAL (8)
TOTAL RECEIPTS	72,992,110	125,408,655	125,408,655	-21,789,497	103,619,158	-21,789,497	103,619,158
-----							
NET APPROPRIATION	26,782,645	45,057,488	45,057,488	-7,739,581	37,317,907	-7,739,581	37,317,907

POSITION COUNTS  
SUMMARY BY FUND

4446 -

14446 DHHS - Div. of Medical Assistance - NC Health Choice

DESCRIPTION (1)	2001-2002 ACTUAL (2)	CERTIFIED (3)	2002-2003 AUTHORIZED (4)	INCR/DECR (5)	2003-2004 TOTAL (6)	INCR/DECR (7)	2004-2005 TOTAL (8)
REQUIREMENTS							
1101 STATE LEVEL ADMIN	2.00	2.00	2.00	.00	2.00	.00	2.00
TOTAL REQUIREMENTS	2.00	2.00	2.00	.00	2.00	.00	2.00

POSITION COUNTS  
SUMMARY BY ACCOUNT

4446 -

14446 DHHS - Div. of Medical Assistance - NC Health Choice

DESCRIPTION (1)	2001-2002 ACTUAL (2)	CERTIFIED (3)	2002-2003 AUTHORIZED (4)	INCR/DECR (5)	2003-2004 TOTAL (6)	INCR/DECR (7)	2004-2005 TOTAL (8)
REQUIREMENTS							
53 1211 SPA-REG SALARIES-APPRO	.52	.51	.51	.00	.51	.00	.51
53 1212 SPA-REG SALARIES-RECPT	1.48	1.48	1.48	.00	1.48	.00	1.48
TOTAL REQUIREMENTS	2.00	2.00	2.00	.00	2.00	.00	2.00



FUND DETAIL

4446 -  
 14446 DHHS - Div. of Medical Assistance - NC Health Choice  
 1101 State Level Administration

DESCRIPTION (1)	2001-2002 ACTUAL (2)	CERTIFIED (3)	2002-2003 AUTHORIZED (4)	INCR/DECR (5)	2003-2004 TOTAL (6)	INCR/DECR (7)	2004-2005 TOTAL (8)
REQUIREMENTS							
53 1211 SPA-REG SALARIES-APPRO	22,631	22,961	22,961	0	22,961	0	22,961
53 1212 SPA-REG SALARIES-RECPT	64,465	65,816	65,816	0	65,816	0	65,816
53 1461 EPA&LONGVTY PAY-APPR	772	488	488	390	878	390	878
53 1462 EPA&SPA-LONGVTY PAY-REC	2,210	1,390	1,390	1,129	2,519	1,129	2,519
53 1511 SOCIAL SEC CONTRIB-APPRO	1,783	1,795	1,795	29	1,824	29	1,824
53 1512 SOCIAL SEC CONTRIB-RECPT	5,080	5,141	5,141	87	5,228	87	5,228
53 1521 REG RETIRE CONTRIB-APPRO	1,168	711	711	0	711	0	711
53 1522 REG RETIRE CONTRIB-RECPT	3,334	2,036	2,036	0	2,036	0	2,036
53 1561 MED INS CONTRIB-APPRO	1,483	1,537	1,537	0	1,537	0	1,537
53 1562 MED INS CONTRIB-RECEIPTS	4,043	4,331	4,331	0	4,331	0	4,331
TOTAL PERSONAL SERVICES	106,969	106,206	106,206	1,635	107,841	1,635	107,841
53 2800 COMMUNICATIONS/DATA PROC	0	90,605	90,605	0	90,605	0	90,605
TOTAL PURCHASED SERVICES	0	90,605	90,605	0	90,605	0	90,605
53 4500 EQUIPMENT	0	3,981	3,981	0	3,981	0	3,981
53 4700 INTANGIBLE ASSETS	0	1,982	1,982	0	1,982	0	1,982
TOTAL PROPERTY, PLANT & EQUIPMT	0	5,963	5,963	0	5,963	0	5,963
53 81D1 TRANSFER TO CENTRAL ADM	1,673	0	0	0	0	0	0
TOTAL INTRAGOVERNMENTAL TRANSACT	1,673	0	0	0	0	0	0
TOTAL REQUIREMENTS	108,642	202,774	202,774	1,635	204,409	1,635	204,409
ESTIMATED RECEIPTS							
53 886D CHIP GRANT-FED.FUNDS	94,830	149,568	149,568	1,216	150,784	1,216	150,784

FUND DETAIL

4446 -  
 14446 DHHS - Div. of Medical Assistance - NC Health Choice  
 1101 State Level Administration

DESCRIPTION (1)	2001-2002 ACTUAL (2)	CERTIFIED (3)	2002-2003 AUTHORIZED (4)	INCR/DECR (5)	2003-2004 TOTAL (6)	INCR/DECR (7)	2004-2005 TOTAL (8)
TOTAL RECEIPTS	94,830	149,568	149,568	1,216	150,784	1,216	150,784
-----							
NET APPROPRIATION	13,812	53,206	53,206	419	53,625	419	53,625

FUND DETAIL

4446 -  
 14446 DHHS - Div. of Medical Assistance - NC Health Choice  
 1310 Medical Payments

DESCRIPTION (1)	2001-2002 ACTUAL (2)	CERTIFIED (3)	2002-2003 AUTHORIZED (4)	INCR/DECR (5)	2003-2004 TOTAL (6)	INCR/DECR (7)	2004-2005 TOTAL (8)
REQUIREMENTS							
53 81K4 /TRF TO B/C 58410 CHIP	0	0	0	-29,530,713	-29,530,713	-29,530,713	-29,530,713
53 8109 TRF TO STATE EMP. H.P.	99,666,113	170,263,369	170,263,369	0	170,263,369	0	170,263,369
TOTAL INTRAGOVERNMENTAL TRANSACT	99,666,113	170,263,369	170,263,369	-29,530,713	140,732,656	-29,530,713	140,732,656
TOTAL REQUIREMENTS	99,666,113	170,263,369	170,263,369	-29,530,713	140,732,656	-29,530,713	140,732,656
ESTIMATED RECEIPTS							
53 886D CHIP GRANT-FED.FUNDS	72,909,902	125,259,087	125,259,087	-21,790,713	103,468,374	-21,790,713	103,468,374
TOTAL RECEIPTS	72,909,902	125,259,087	125,259,087	-21,790,713	103,468,374	-21,790,713	103,468,374
NET APPROPRIATION	26,756,211	45,004,282	45,004,282	-7,740,000	37,264,282	-7,740,000	37,264,282

FUND DETAIL

4446 -  
 14446 DHHS - Div. of Medical Assistance - NC Health Choice  
 1992 Prior Year Earned Revenue

DESCRIPTION (1)	2001-2002 ACTUAL (2)	CERTIFIED (3)	2002-2003 AUTHORIZED (4)	INCR/DECR (5)	2003-2004 TOTAL (6)	INCR/DECR (7)	2004-2005 TOTAL (8)
ESTIMATED RECEIPTS							
53 886D CHIP GRANT-FED.FUNDS	-12,622	0	0	0	0	0	0
-----							
TOTAL RECEIPTS	-12,622	0	0	0	0	0	0
-----							
NET APPROPRIATION	12,622	0	0	0	0	0	0

SUMMARY BY FUND

4450 -

14450 DHHS-Div of Services for the Blind & Deaf/Hard of Hearing

DESCRIPTION (1)	2001-2002 ACTUAL (2)	CERTIFIED (3)	2002-2003 AUTHORIZED (4)	INCR/DECR (5)	2003-2004 TOTAL (6)	INCR/DECR (7)	2004-2005 TOTAL (8)
REQUIREMENTS							
1110 MANAGEMENT & SUPPORT	1,901,931	1,877,219	1,877,219	3,039	1,880,258	3,039	1,880,258
1210 SPECL ASSIST. F/T BLIND	880,044	1,003,614	1,003,614	0	1,003,614	0	1,003,614
1315 PERSONAL CARE PROGRAM	19,862	55,471	55,471	0	55,471	0	55,471
1410 INDEPN DNT LIVING SERVICE	6,983,288	6,937,759	6,937,759	56,762	6,994,521	117,626	7,055,385
1510 COUNSELING & PLACEMENT	11,672,079	11,727,958	11,727,958	107,778	11,835,736	217,985	11,945,943
1610 BUSINESS ENTERPRISES	678,000	711,631	711,631	0	711,631	105	711,736
1810 DHHS GENERAL ADMIN	477,464	566,007	566,007	-3,197	562,810	-3,197	562,810
1820 DHHS REGIONAL RESOURCE	1,884,971	2,049,718	2,049,718	-1,107	2,048,611	-1,107	2,048,611
1991 FEDERAL INDIRECT RESERVE	19,192	300,702	300,702	0	300,702	0	300,702
1992 PRIOR YEAR EARNED REVENU	5,823	5,823	5,823	0	5,823	0	5,823
1993 PRIOR PERIOD REFUNDS	160,536	0	0	0	0	0	0
TOTAL REQUIREMENTS	24,683,190	25,235,902	25,235,902	163,275	25,399,177	334,451	25,570,353
ESTIMATED RECEIPTS							
1110 MANAGEMENT & SUPPORT	1,566,196	1,355,766	1,355,766	1,976	1,357,742	1,976	1,357,742
1190 FEDERAL REVENUE CLEARING	50,347	0	0	0	0	0	0
1210 SPECL ASSIST. F/T BLIND	448,743	515,807	515,807	0	515,807	0	515,807
1315 PERSONAL CARE PROGRAM	19,862	55,471	55,471	0	55,471	0	55,471
1410 INDEPN DNT LIVING SERVICE	3,529,801	3,800,367	3,800,367	76	3,800,443	76	3,800,443
1510 COUNSELING & PLACEMENT	9,153,657	9,005,201	9,005,201	84,821	9,090,022	171,554	9,176,755
1610 BUSINESS ENTERPRISES	677,999	711,631	711,631	0	711,631	105	711,736
1810 DHHS GENERAL ADMIN	570	27,321	27,321	0	27,321	0	27,321
1820 DHHS REGIONAL RESOURCE	18,019	707	707	0	707	0	707
191A STATEWIDE RESERVES	19,328	0	0	0	0	0	0
1991 FEDERAL INDIRECT RESERVE	391,436	300,702	300,702	0	300,702	0	300,702
1992 PRIOR YEAR EARNED REVENU	6,945	5,823	5,823	0	5,823	0	5,823
1993 PRIOR PERIOD REFUNDS	242,474	0	0	0	0	0	0
TOTAL RECEIPTS	16,125,377	15,778,796	15,778,796	86,873	15,865,669	173,711	15,952,507
NET APPROPRIATION	8,557,813	9,457,106	9,457,106	76,402	9,533,508	160,740	9,617,846

SUMMARY BY ACCOUNT

4450 -

14450 DHHS-Div of Services for the Blind & Deaf/Hard of Hearing

DESCRIPTION (1)	2001-2002 ACTUAL (2)	CERTIFIED (3)	2002-2003 AUTHORIZED (4)	INCR/DECR (5)	2003-2004 TOTAL (6)	INCR/DECR (7)	2004-2005 TOTAL (8)
REQUIREMENTS							
53 1211 SPA REGULAR SALAR-APPROP	1,404,712	1,628,067	1,628,067	0	1,628,067	0	1,628,067
53 1212 SPA REGULAR SALAR-RECEIP	882,999	1,003,430	1,003,430	0	1,003,430	0	1,003,430
53 1213 SPA REGULAR SALAR-UNDESI	7,360,320	7,595,725	7,595,725	0	7,595,725	0	7,595,725
53 1253 SPA-TEACH SALARIES-UND	1,062,115	1,198,128	1,198,128	0	1,198,128	0	1,198,128
53 1254 SPA TEACHING SUPP-APPR	-1	0	0	0	0	0	0
53 1256 TEACHER SUPP-UNDESIGNAT	55,877	48,090	48,090	0	48,090	0	48,090
53 1311 REG(N S) TEMP WAGES-APPR	0	2,335	2,335	0	2,335	0	2,335
53 1351 STU TEMP WAGES - APPRO	0	5,000	5,000	0	5,000	0	5,000
53 1413 STRAIGHT TIME OT-UND	84	0	0	0	0	0	0
53 1423 HOLIDAY PAY-UNDES	819	1,101	1,101	0	1,101	0	1,101
53 1433 SHIFT 10% UNDESIGNAT	18,780	11,773	11,773	0	11,773	0	11,773
53 1452 DUAL EMPLOY WAGES	4,633	0	0	0	0	0	0
53 1461 EPA&SPA-LONGVTY PAY-APPR	9,055	11,916	11,916	0	11,916	0	11,916
53 1462 EPA&SPA-LONGVTY PAY-REC	11,705	9,845	9,845	0	9,845	0	9,845
53 1463 SPA LONG-UNDESIGNATE	214,555	184,789	184,789	0	184,789	0	184,789
53 1511 SOCIAL SEC CONTRIB-APPRO	104,419	126,144	126,137	-507	125,630	-507	125,630
53 1512 SOCIAL SEC CONTRIB-RECPT	68,136	77,951	77,958	-101	77,857	-101	77,857
53 1513 SOCIAL SEC UNDESIGNA	650,449	689,776	689,776	2,138	691,914	2,138	691,914
53 1521 REG RETIRE CONTRIB-APPRO	70,939	49,763	49,763	0	49,763	0	49,763
53 1522 REG RETIRE CONTRIB-RECPT	44,045	59,059	59,059	0	59,059	0	59,059
53 1523 REG RETIRE CONTRIB-UNDES	428,874	274,052	274,052	0	274,052	0	274,052
53 1561 MED INS CONTRIB-APPRO	103,861	138,715	138,715	-3,797	134,918	-3,797	134,918
53 1562 MED INS CONTRIB-RECPTS	73,557	83,700	83,700	679	84,379	679	84,379
53 1563 HEALTH INS UNDESIGNA	619,490	694,837	694,837	3,217	698,054	3,217	698,054
53 1572 UNEMP COMP PAYMNTS TO ES	786	384	384	0	384	0	384
53 1590 RESERVES FOR STAFF BENE	1,477	45,885	45,885	0	45,885	0	45,885
53 1622 SEVERANCE PAY-RECEIPTS	12,082	0	0	0	0	0	0
53 1625 ST DISABILITY P	87,850	37,266	90,869	0	90,869	0	90,869
53 1631 WRKER COMP-MED PAYMENTS	123,123	55,951	20,951	0	20,951	0	20,951
53 1632 WRKER COMP-TEMP DIS PAYM	0	11,080	0	0	0	0	0
53 1633 WRKER COMP-PERM DIS PAYM	0	6,523	0	0	0	0	0
53 1651 COMPENSATION TO BOARD ME	615	2,952	1,952	0	1,952	0	1,952
TOTAL PERSONAL SERVICES	13,415,356	14,054,237	14,054,237	1,629	14,055,866	1,629	14,055,866
53 2170 ADMIN SERVICES	330,052	104,274	104,274	0	104,274	0	104,274
53 2171 ADM SVCS-SUPP EMPLOYMENT	217,713	250,000	250,000	0	250,000	0	250,000

SUMMARY BY ACCOUNT

4450 -

14450 DHHS-Div of Services for the Blind & Deaf/Hard of Hearing

DESCRIPTION (1)	2001-2002 ACTUAL (2)	CERTIFIED (3)	2002-2003 AUTHORIZED (4)	INCR/DECR (5)	2003-2004 TOTAL (6)	INCR/DECR (7)	2004-2005 TOTAL (8)
53 2184 JANITORIAL SER AGREEMENT	756	1,601	1,601	0	1,601	0	1,601
53 2185 WASTE REM/RECY SERV AGRE	2,677	486	486	0	486	0	486
53 2199 MISC CONTRACTUAL SERVICE	147,440	182,536	182,536	0	182,536	0	182,536
53 2200 UTILITY/ENERGY SERVICES	10,198	14,785	14,785	101	14,886	206	14,991
53 2300 REPAIR SERVICES	19,379	13,603	13,603	0	13,603	0	13,603
53 2400 MAINTENANCE AGREEMENTS	17,963	21,655	21,655	0	21,655	0	21,655
53 2500 RENTAL/LEASES	1,158,009	873,389	874,389	0	874,389	0	874,389
53 2700 TRAVEL&OTHER EMPLOYEE EX	698,921	775,279	786,841	0	786,841	0	786,841
53 2800 COMMUNICATION&DATA PROC	82,201	168,654	137,550	0	137,550	0	137,550
53 2900 OTHER SERVICES	58,401	56,153	54,695	0	54,695	0	54,695
<b>TOTAL PURCHASED SERVICES</b>	<b>2,743,710</b>	<b>2,462,415</b>	<b>2,442,415</b>	<b>101</b>	<b>2,442,516</b>	<b>206</b>	<b>2,442,621</b>
53 3100 GENERAL ADMIN SUPPLIES	67,890	64,891	64,891	0	64,891	0	64,891
53 3200 FACILITY & HARDWARE SUPP	12,705	16,909	16,909	0	16,909	0	16,909
53 3300 VEHICLE/EQUIP OPER SUPPL	2,239	6,005	6,005	0	6,005	0	6,005
53 3400 FOOD&DIETARY SUPPLIES	86,145	64,391	64,391	1,423	65,814	3,345	67,736
53 3600 DRUGS/PHARMACEUTICAL SUP	539	3,276	3,276	0	3,276	0	3,276
53 3700 RESEARCH/DEVELOP& ED SUP	32,284	9,142	9,142	381	9,523	780	9,922
53 3900 OTHER MATERIALS & SUPP	1,762	0	0	0	0	0	0
<b>TOTAL SUPPLIES</b>	<b>203,564</b>	<b>164,614</b>	<b>164,614</b>	<b>1,804</b>	<b>166,418</b>	<b>4,125</b>	<b>168,739</b>
53 4500 EQUIPMENT	108,656	108,344	108,344	0	108,344	0	108,344
53 4600 ART,OTHER ARTIFACTS&LIT	31	5,360	5,360	0	5,360	0	5,360
53 4700 INTANGIBLE ASSETS	0	2,598	2,598	0	2,598	0	2,598
<b>TOTAL PROPERTY, PLANT &amp; EQUIPMT</b>	<b>108,687</b>	<b>116,302</b>	<b>116,302</b>	<b>0</b>	<b>116,302</b>	<b>0</b>	<b>116,302</b>
53 5600 ASSET & OTHER ADJUSTMENT	926,980	605,910	605,910	0	605,910	0	605,910
53 5800 OTHER ADMINISTRATIVE EXP	22,575	6,433	26,433	0	26,433	0	26,433
53 5900 OTHER EXPENSES	12,350	13,550	13,550	0	13,550	0	13,550
<b>TOTAL OTHER EXPENSES &amp; ADJUSTMEN</b>	<b>961,905</b>	<b>625,893</b>	<b>645,893</b>	<b>0</b>	<b>645,893</b>	<b>0</b>	<b>645,893</b>
53 6101 CHORE SERVICES	743,017	734,606	734,606	0	734,606	0	734,606
53 6102 ILS-SERVUCES	207,554	166,928	166,928	0	166,928	0	166,928

SUMMARY BY ACCOUNT

4450 -

14450 DHHS-Div of Services for the Blind & Deaf/Hard of Hearing

DESCRIPTION (1)	2001-2002 ACTUAL (2)	CERTIFIED (3)	2002-2003 AUTHORIZED (4)	INCR/DECR (5)	2003-2004 TOTAL (6)	INCR/DECR (7)	2004-2005 TOTAL (8)
53 6103 ILS-TRANSPORTATION	0	1,000	1,000	0	1,000	0	1,000
53 6104 MEDICAL EYE CARE SERVICE	1,653,059	1,517,655	1,517,655	56,152	1,573,807	117,016	1,634,671
53 6105 REHAB SERV-BASIC SUPPORT	3,517,896	3,863,132	3,863,132	103,589	3,966,721	211,475	4,074,607
53 6107 REHAB SERV-ILR	73,639	40,000	40,000	0	40,000	0	40,000
53 6108 REHAB SERV-OLDER BLIND	143,141	99,813	99,813	0	99,813	0	99,813
53 6112 MONEY PAYMENTS	868,043	971,054	971,054	0	971,054	0	971,054
53 6116 FINANCIAL ASST TO INDIV	0	10,560	10,560	0	10,560	0	10,560
53 6169 OTHER MEDICAL EXP	0	5,000	5,000	0	5,000	0	5,000
53 6189 OTHER SAB EXPENSE	0	5,000	5,000	0	5,000	0	5,000
53 6910 STATE A/B COUNTY EQUALIZ	12,001	12,000	12,000	0	12,000	0	12,000
TOTAL AID & PUBLIC ASSISTANCE	7,218,350	7,426,748	7,426,748	159,741	7,586,489	328,491	7,755,239
53 7100 RESERVE FOR INDIRECT COS	0	269,506	269,506	0	269,506	0	269,506
53 711A UNCOMMITTED SECTION 110	0	25,337	25,337	0	25,337	0	25,337
53 7170 RESERVES	2	0	0	0	0	0	0
TOTAL RESERVES	2	294,843	294,843	0	294,843	0	294,843
53 8010 DEPENDENT CARE-OP TFR	6,382	0	0	0	0	0	0
53 81D1 TRANS TO B/C 14410	19,411	0	0	0	0	0	0
53 8104 TRANSFER TO DHHS	0	19,192	19,192	0	19,192	0	19,192
53 8112 TRANSF TO DOA	0	17,827	17,827	0	17,827	0	17,827
53 8125 NON-FED SH-MEALS	0	10,155	10,155	0	10,155	0	10,155
53 8130 NON-FED SH-RENT	0	43,676	43,676	0	43,676	0	43,676
53 819A TRF TO B/C 14100 ADM	5,823	0	0	0	0	0	0
TOTAL INTRAGOVERNMENTAL TRANSACT	31,616	90,850	90,850	0	90,850	0	90,850
TOTAL REQUIREMENTS	24,683,190	25,235,902	25,235,902	163,275	25,399,177	334,451	25,570,353
ESTIMATED RECEIPTS							
43 2200 COUNTY FUNDS	907,474	1,003,016	1,003,016	76	1,003,092	76	1,003,092
43 2203 LOCAL IN KIND	287	0	0	0	0	0	0



SUMMARY BY ACCOUNT

4450 -

14450 DHHS-Div of Services for the Blind & Deaf/Hard of Hearing

DESCRIPTION (1)	2001-2002	CERTIFIED (3)	2002-2003	INCR/DECR (5)	2003-2004	INCR/DECR (7)	2004-2005
	ACTUAL (2)		AUTHORIZED (4)		TOTAL (6)		TOTAL (8)
43 2401 KATE B REYNOLDS GRNT	0	3,486	3,486	0	3,486	0	3,486
43 2501 AMERICORP FUNDS	78,349	0	0	0	0	0	0
43 4150 FOOD & VENDING SVC	217,137	153,144	153,144	0	153,144	0	153,144
43 4160 PROFESSIONAL SERVICES	0	8,031	8,031	0	8,031	0	8,031
43 5300 NCICS APPLICATION FEES	570	2,500	2,500	0	2,500	0	2,500
43 5900 OTHER LIC,FEES/PERMITS	0	21,013	21,013	0	21,013	0	21,013
43 6200 NONCAPITAL GIFTS	13,000	4,500	4,500	0	4,500	0	4,500
43 7300 INDIRECT(OVERHD) COST RE	926,980	605,910	605,910	0	605,910	0	605,910
43 7990 OTHER MISC REV-PROGRAM	68,880	228,199	228,199	0	228,199	0	228,199
43 7992 IMPREST CASH	12,300	13,550	13,550	0	13,550	0	13,550
43 8042 STATE HEALTH CARE RES	19,328	0	0	0	0	0	0
43 8110 DUAL PARTY RELAY	0	4,515	4,515	0	4,515	0	4,515
43 8120 D D COUNCIL FUNDS	0	57,567	57,567	0	57,567	0	57,567
43 8131 NON FEDERAL SH-MEALS	0	10,155	10,155	0	10,155	0	10,155
43 8132 NON-FED SH-RENT	0	26,175	26,175	0	26,175	0	26,175
43 8142 BUSINESS ENTERPRISE	0	55,658	55,658	153	55,811	176	55,834
53 8220 DUAL EMPLOYMENT	4,694	0	0	0	0	0	0
53 8330 RENT-NON FED SH	0	17,501	17,501	0	17,501	0	17,501
53 8397 REIMB-PERSONAL CARE	69,518	139,435	139,435	0	139,435	0	139,435
53 881A V/R/ SECTION 110	10,089,809	9,953,096	9,953,096	86,644	10,039,740	173,459	10,126,555
53 881B INDEP LIVING	85,051	36,000	36,000	0	36,000	0	36,000
53 881D SUPPORTED EMPLOYMENT	161,570	0	0	0	0	0	0
53 881E REHAB TRAINING	39,701	45,567	45,567	0	45,567	0	45,567
53 881J IL/OLDER BLIND FORMU	232,692	263,013	263,013	0	263,013	0	263,013
53 886F OLDER BLIND-ILR	40,585	21,054	21,054	0	21,054	0	21,054
53 887Q SSBG REIMBURSEMENT	3,130,547	3,105,711	3,105,711	0	3,105,711	0	3,105,711
43 8901 CASH CARRIED FORWARD	26,905	0	0	0	0	0	0
-----							
TOTAL RECEIPTS	16,125,377	15,778,796	15,778,796	86,873	15,865,669	173,711	15,952,507
-----							
NET APPROPRIATION	8,557,813	9,457,106	9,457,106	76,402	9,533,508	160,740	9,617,846

POSITION COUNTS  
SUMMARY BY FUND

4450 -

14450 DHHS-Div of Services for the Blind & Deaf/Hard of Hearing

DESCRIPTION (1)	2001-2002 ACTUAL (2)	CERTIFIED (3)	2002-2003 AUTHORIZED (4)	INCR/DECR (5)	2003-2004 TOTAL (6)	INCR/DECR (7)	2004-2005 TOTAL (8)
REQUIREMENTS							
1110 MANAGEMENT & SUPPORT	19.00	18.00	18.00	.00	18.00	.00	18.00
1315 PERSONAL CARE PROGRAM	1.00	.30	.30	.00	.30	.00	.30
1410 INDEPNNT LIVING SERVICE	85.40	85.25	85.25	.00	85.25	.00	85.25
1510 COUNSELING & PLACEMENT	152.00	152.00	152.00	.00	152.00	.00	152.00
1610 BUSINESS ENTERPRISES	12.00	12.00	12.00	.00	12.00	.00	12.00
1810 DHHS GENERAL ADMIN	8.00	8.00	8.00	.00	8.00	.00	8.00
1820 DHHS REGIONAL RESOURCE	38.00	38.00	38.00	.00	38.00	.00	38.00
TOTAL REQUIREMENTS	315.40	313.55	313.55	.00	313.55	.00	313.55

POSITION COUNTS  
SUMMARY BY ACCOUNT

4450 -

14450 DHHS-Div of Services for the Blind & Deaf/Hard of Hearing

DESCRIPTION (1)	2001-2002 ACTUAL (2)	CERTIFIED (3)	2002-2003 AUTHORIZED (4)	INCR/DECR (5)	2003-2004 TOTAL (6)	INCR/DECR (7)	2004-2005 TOTAL (8)
REQUIREMENTS							
53 1211 SPA REGULAR SALAR-APPROP	46.00	46.00	46.00	.00	46.00	.00	46.00
53 1212 SPA REGULAR SALAR-RECEIP	29.00	29.30	29.30	.00	29.30	.00	29.30
53 1213 SPA REGULAR SALAR-UNDESI	216.40	214.25	214.25	.00	214.25	.00	214.25
53 1253 SPA-TEACH SALARIES-UND	24.00	24.00	24.00	.00	24.00	.00	24.00
TOTAL REQUIREMENTS	315.40	313.55	313.55	.00	313.55	.00	313.55

FUND DETAIL

4450 -  
 14450 DHHS-Div of Services for the Blind & Deaf/Hard of Hearing  
 1110 Management and Support Services

DESCRIPTION (1)	2001-2002 ACTUAL (2)	CERTIFIED (3)	2002-2003 AUTHORIZED (4)	INCR/DECR (5)	2003-2004 TOTAL (6)	INCR/DECR (7)	2004-2005 TOTAL (8)
REQUIREMENTS							
53 1213 SPA REGULAR SALAR-UNDESI	733,580	762,177	762,177	0	762,177	0	762,177
53 1463 SPA LONG-UNDESIGNATE	24,621	20,340	20,340	0	20,340	0	20,340
53 1513 SOCIAL SEC UNDESIGNA	57,234	58,823	58,823	1,040	59,863	1,040	59,863
53 1523 REG RETIRE CONTRIB-UNDES	37,558	23,711	23,711	0	23,711	0	23,711
53 1563 HEALTH INS UNDESIGNA	49,683	50,795	50,795	1,999	52,794	1,999	52,794
53 1590 RESERVES FOR STAFF BENE	1,465	43,885	43,885	0	43,885	0	43,885
53 1625 ST DISABILITY P	16,792	0	11,609	0	11,609	0	11,609
53 1631 WRKER COMP-MED PAYMENTS	41,148	7,251	7,251	0	7,251	0	7,251
53 1632 WRKER COMP-TEMP DIS PAYM	0	4,086	0	0	0	0	0
53 1633 WRKER COMP-PERM DIS PAYM	0	6,523	0	0	0	0	0
53 1651 COMPENSATION TO BOARD ME	0	1,000	0	0	0	0	0
TOTAL PERSONAL SERVICES	962,081	978,591	978,591	3,039	981,630	3,039	981,630
53 2170 ADMIN SERVICES	4,521	3,600	3,600	0	3,600	0	3,600
53 2300 REPAIR SERVICES	261	540	540	0	540	0	540
53 2400 MAINTENANCE AGREEMENTS	540	4,061	4,061	0	4,061	0	4,061
53 2500 RENTAL/LEASES	110,705	134,370	135,370	0	135,370	0	135,370
53 2700 TRAVEL&OTHER EMPLOYEE EX	7,752	15,366	16,963	0	16,963	0	16,963
53 2800 COMMUNICATION&DATA PROC	12,892	66,720	66,720	0	66,720	0	66,720
53 2900 OTHER SERVICES	3,997	8,845	6,248	0	6,248	0	6,248
TOTAL PURCHASED SERVICES	140,668	233,502	233,502	0	233,502	0	233,502
53 3100 GENERAL ADMIN SUPPLIES	9,688	14,254	14,254	0	14,254	0	14,254
TOTAL SUPPLIES	9,688	14,254	14,254	0	14,254	0	14,254
53 4500 EQUIPMENT	10,180	25,301	25,301	0	25,301	0	25,301
53 4600 ART,OTHER ARTIFACTS&LIT	-13	0	0	0	0	0	0
TOTAL PROPERTY, PLANT & EQUIPMT	10,167	25,301	25,301	0	25,301	0	25,301
53 5600 ASSET & OTHER ADJUSTMENT	766,445	605,910	605,910	0	605,910	0	605,910
53 5800 OTHER ADMINISTRATIVE EXP	12,495	2,110	2,110	0	2,110	0	2,110
53 5900 OTHER EXPENSES	50	50	50	0	50	0	50
TOTAL OTHER EXPENSES & ADJUSTMEN	778,990	608,070	608,070	0	608,070	0	608,070
53 7170 RESERVES	-1	0	0	0	0	0	0
TOTAL RESERVES	-1	0	0	0	0	0	0

FUND DETAIL

4450 -  
 14450 DHHS-Div of Services for the Blind & Deaf/Hard of Hearing  
 1110 Management and Support Services

DESCRIPTION (1)	2001-2002 ACTUAL (2)	CERTIFIED (3)	2002-2003 AUTHORIZED (4)	INCR/DECR (5)	2003-2004 TOTAL (6)	INCR/DECR (7)	2004-2005 TOTAL (8)
REQUIREMENTS							
53 8010 DEPENDENT CARE-OP TFR	338	0	0	0	0	0	0
53 8130 NON-FED SH-RENT	0	17,501	17,501	0	17,501	0	17,501
TOTAL INTRAGOVERNMENTAL TRANSACT	338	17,501	17,501	0	17,501	0	17,501
TOTAL REQUIREMENTS	1,901,931	1,877,219	1,877,219	3,039	1,880,258	3,039	1,880,258
ESTIMATED RECEIPTS							
43 4150 FOOD & VENDING SVC	31,098	0	0	0	0	0	0
43 7300 INDIRECT(OVERHD) COST RE	766,445	605,910	605,910	0	605,910	0	605,910
43 7990 OTHER MISC REV-PROGRAM	5,476	26,977	26,977	0	26,977	0	26,977
43 7992 IMPREST CASH	50	50	50	0	50	0	50
43 8142 BUSINESS ENTERPRISE	0	8,982	8,982	152	9,134	152	9,134
53 8330 RENT-NON FED SH	0	17,501	17,501	0	17,501	0	17,501
53 881A V/R/ SECTION 110	539,286	696,346	696,346	1,824	698,170	1,824	698,170
53 887Q SSBG REIMBURSEMENT	223,841	0	0	0	0	0	0
TOTAL RECEIPTS	1,566,196	1,355,766	1,355,766	1,976	1,357,742	1,976	1,357,742
NET APPROPRIATION	335,735	521,453	521,453	1,063	522,516	1,063	522,516

FUND DETAIL

4450 -  
 14450 DHHS-Div of Services for the Blind & Deaf/Hard of Hearing  
 1190 Federal Revenue Clearing

DESCRIPTION (1)	2001-2002 ACTUAL (2)	CERTIFIED (3)	2002-2003 AUTHORIZED (4)	INCR/DECR (5)	2003-2004 TOTAL (6)	INCR/DECR (7)	2004-2005 TOTAL (8)
ESTIMATED RECEIPTS							
43 2501 AMERICORP FUNDS	-22,801	0	0	0	0	0	0
43 4150 FOOD & VENDING SVC	-19,760	0	0	0	0	0	0
53 881A V/R/ SECTION 110	87,298	0	0	0	0	0	0
53 881B INDEP LIVING	-5,836	0	0	0	0	0	0
53 881D SUPPORTED EMPLOYMENT	8,764	0	0	0	0	0	0
53 881E REHAB TRAINING	471	0	0	0	0	0	0
53 881J IL/OLDER BLIND FORMU	-22,619	0	0	0	0	0	0
53 887Q SSBG REIMBURSEMENT	24,830	0	0	0	0	0	0
TOTAL RECEIPTS	50,347	0	0	0	0	0	0
NET APPROPRIATION	-50,347	0	0	0	0	0	0

FUND DETAIL

4450 -  
 14450 DHHS-Div of Services for the Blind & Deaf/Hard of Hearing  
 1210 Special Assistance for the Blind

DESCRIPTION (1)	2001-2002 ACTUAL (2)	CERTIFIED (3)	2002-2003 AUTHORIZED (4)	INCR/DECR (5)	2003-2004 TOTAL (6)	INCR/DECR (7)	2004-2005 TOTAL (8)
REQUIREMENTS							
53 6112 MONEY PAYMENTS	868,043	971,054	971,054	0	971,054	0	971,054
53 6116 FINANCIAL ASST TO INDIV	0	10,560	10,560	0	10,560	0	10,560
53 6169 OTHER MEDICAL EXP	0	5,000	5,000	0	5,000	0	5,000
53 6189 OTHER SAB EXPENSE	0	5,000	5,000	0	5,000	0	5,000
53 6910 STATE A/B COUNTY EQUALIZ	12,001	12,000	12,000	0	12,000	0	12,000
TOTAL AID & PUBLIC ASSISTANCE	880,044	1,003,614	1,003,614	0	1,003,614	0	1,003,614
TOTAL REQUIREMENTS	880,044	1,003,614	1,003,614	0	1,003,614	0	1,003,614
ESTIMATED RECEIPTS							
43 2200 COUNTY FUNDS	448,743	515,807	515,807	0	515,807	0	515,807
TOTAL RECEIPTS	448,743	515,807	515,807	0	515,807	0	515,807
NET APPROPRIATION	431,301	487,807	487,807	0	487,807	0	487,807

FUND DETAIL

4450 -  
 14450 DHHS-Div of Services for the Blind & Deaf/Hard of Hearing  
 1315 Personal Care Program

DESCRIPTION (1)	2001-2002 ACTUAL (2)	CERTIFIED (3)	2002-2003 AUTHORIZED (4)	INCR/DECR (5)	2003-2004 TOTAL (6)	INCR/DECR (7)	2004-2005 TOTAL (8)
REQUIREMENTS							
53 1212 SPA REGULAR SALAR-RECEIP	17,706	18,097	18,097	0	18,097	0	18,097
53 1512 SOCIAL SEC CONTRIB-RECPT	1,328	1,374	1,374	0	1,374	0	1,374
53 1572 UNEMP COMP PAYMNTS TO ES	786	0	0	0	0	0	0
TOTAL PERSONAL SERVICES	19,820	19,471	19,471	0	19,471	0	19,471
53 2700 TRAVEL&OTHER EMPLOYEE EX	42	36,000	36,000	0	36,000	0	36,000
TOTAL PURCHASED SERVICES	42	36,000	36,000	0	36,000	0	36,000
TOTAL REQUIREMENTS	19,862	55,471	55,471	0	55,471	0	55,471
ESTIMATED RECEIPTS							
53 8397 REIMB-PERSONAL CARE	19,862	55,471	55,471	0	55,471	0	55,471
TOTAL RECEIPTS	19,862	55,471	55,471	0	55,471	0	55,471
NET APPROPRIATION	0	0	0	0	0	0	0



FUND DETAIL

4450 -  
 14450 DHHS-Div of Services for the Blind & Deaf/Hard of Hearing  
 1410 Independent Living Services

DESCRIPTION (1)	2001-2002 ACTUAL (2)	CERTIFIED (3)	2002-2003 AUTHORIZED (4)	INCR/DECR (5)	2003-2004 TOTAL (6)	INCR/DECR (7)	2004-2005 TOTAL (8)
REQUIREMENTS							
53 1212 SPA REGULAR SALAR-RECEIP	0	38,518	38,518	0	38,518	0	38,518
53 1213 SPA REGULAR SALAR-UNDESI	2,693,918	2,806,768	2,806,768	0	2,806,768	0	2,806,768
53 1253 SPA-TEACH SALARIES-UND	454,179	461,580	461,580	0	461,580	0	461,580
53 1254 SPA TEACHING SUPP-APPR	-1	0	0	0	0	0	0
53 1256 TEACHER SUPP-UNDESIGNAT	20,544	17,360	17,360	0	17,360	0	17,360
53 1463 SPA LONG-UNDESIGNATE	94,156	79,544	79,544	0	79,544	0	79,544
53 1512 SOCIAL SEC CONTRIB-RECPT	1,271	2,947	2,947	0	2,947	0	2,947
53 1513 SOCIAL SEC UNDESIGNA	241,530	259,249	259,249	-1,807	257,442	-1,807	257,442
53 1522 REG RETIRE CONTRIB-RECPT	0	3,072	3,072	0	3,072	0	3,072
53 1523 REG RETIRE CONTRIB-UNDES	160,986	101,967	101,967	0	101,967	0	101,967
53 1562 MED INS CONTRIB-RECPTS	1,786	2,256	2,256	0	2,256	0	2,256
53 1563 HEALTH INS UNDESIGNA	221,279	243,955	243,955	2,417	246,372	2,417	246,372
53 1622 SEVERANCE PAY-RECEIPTS	12,082	0	0	0	0	0	0
53 1625 ST DISABILITY P	53,666	0	41,994	0	41,994	0	41,994
53 1631 WRKER COMP-MED PAYMENTS	13,799	45,717	10,717	0	10,717	0	10,717
53 1632 WRKER COMP-TEMP DIS PAYM	0	6,994	0	0	0	0	0
TOTAL PERSONAL SERVICES	3,969,195	4,069,927	4,069,927	610	4,070,537	610	4,070,537
53 2170 ADMIN SERVICES	2,423	3,000	3,000	0	3,000	0	3,000
53 2199 MISC CONTRACTUAL SERVICE	750	0	0	0	0	0	0
53 2300 REPAIR SERVICES	185	1,612	1,612	0	1,612	0	1,612
53 2400 MAINTENANCE AGREEMENTS	540	866	866	0	866	0	866
53 2500 RENTAL/LEASES	51,723	40,420	40,420	0	40,420	0	40,420
53 2700 TRAVEL&OTHER EMPLOYEE EX	341,630	375,987	375,987	0	375,987	0	375,987
53 2800 COMMUNICATION&DATA PROC	3,020	5,602	5,602	0	5,602	0	5,602
53 2900 OTHER SERVICES	1,989	5,268	5,268	0	5,268	0	5,268
TOTAL PURCHASED SERVICES	402,260	432,755	432,755	0	432,755	0	432,755
53 3100 GENERAL ADMIN SUPPLIES	1,144	2,508	2,508	0	2,508	0	2,508
53 3600 DRUGS/PHARMACEUTICAL SUP	0	1,295	1,295	0	1,295	0	1,295
53 3700 RESEARCH/DEVELOP& ED SUP	2,191	0	0	0	0	0	0
TOTAL SUPPLIES	3,335	3,803	3,803	0	3,803	0	3,803
53 4500 EQUIPMENT	3,026	10,788	10,788	0	10,788	0	10,788
TOTAL PROPERTY, PLANT & EQUIPMT	3,026	10,788	10,788	0	10,788	0	10,788
53 5800 OTHER ADMINISTRATIVE EXP	45	297	297	0	297	0	297

FUND DETAIL

4450 -  
 14450 DHHS-Div of Services for the Blind & Deaf/Hard of Hearing  
 1410 Independent Living Services

DESCRIPTION (1)	2001-2002 ACTUAL (2)	CERTIFIED (3)	2002-2003 AUTHORIZED (4)	INCR/DECR (5)	2003-2004 TOTAL (6)	INCR/DECR (7)	2004-2005 TOTAL (8)
REQUIREMENTS							
TOTAL OTHER EXPENSES & ADJUSTMEN	45	297	297	0	297	0	297
53 6101 CHORE SERVICES	743,017	734,606	734,606	0	734,606	0	734,606
53 6102 ILS-SERVUCES	207,554	166,928	166,928	0	166,928	0	166,928
53 6103 ILS-TRANSPORTATION	0	1,000	1,000	0	1,000	0	1,000
53 6104 MEDICAL EYE CARE SERVICE	1,653,059	1,517,655	1,517,655	56,152	1,573,807	117,016	1,634,671
TOTAL AID & PUBLIC ASSISTANCE	2,603,630	2,420,189	2,420,189	56,152	2,476,341	117,016	2,537,205
53 7170 RESERVES	5	0	0	0	0	0	0
TOTAL RESERVES	5	0	0	0	0	0	0
53 8010 DEPENDENT CARE-OP TFR	1,792	0	0	0	0	0	0
TOTAL INTRAGOVERNMENTAL TRANSACT	1,792	0	0	0	0	0	0
TOTAL REQUIREMENTS	6,983,288	6,937,759	6,937,759	56,762	6,994,521	117,626	7,055,385
ESTIMATED RECEIPTS							
43 2200 COUNTY FUNDS	458,731	487,209	487,209	76	487,285	76	487,285
43 4150 FOOD & VENDING SVC	276	0	0	0	0	0	0
43 4160 PROFESSIONAL SERVICES	0	8,031	8,031	0	8,031	0	8,031
43 6200 NONCAPITAL GIFTS	13,000	0	0	0	0	0	0
43 7990 OTHER MISC REV-PROGRAM	4,982	149	149	0	149	0	149
53 8397 REIMB-PERSONAL CARE	49,656	83,964	83,964	0	83,964	0	83,964
53 881A V/R/ SECTION 110	183,558	125,721	125,721	0	125,721	0	125,721
53 887Q SSBG REIMBURSEMENT	2,819,598	3,095,293	3,095,293	0	3,095,293	0	3,095,293
TOTAL RECEIPTS	3,529,801	3,800,367	3,800,367	76	3,800,443	76	3,800,443

FUND DETAIL

4450 -  
 14450 DHHS-Div of Services for the Blind & Deaf/Hard of Hearing  
 1410 Independent Living Services

DESCRIPTION (1)	2001-2002 ACTUAL (2)	CERTIFIED (3)	2002-2003 AUTHORIZED (4)	INCR/DECR (5)	2003-2004 TOTAL (6)	INCR/DECR (7)	2004-2005 TOTAL (8)
-----							
NET APPROPRIATION	3,453,487	3,137,392	3,137,392	56,686	3,194,078	117,550	3,254,942

FUND DETAIL

4450 -  
 14450 DHHS-Div of Services for the Blind & Deaf/Hard of Hearing  
 1510 Rehabilitation for the Blind - Counsel/Placement

DESCRIPTION (1)	2001-2002 ACTUAL (2)	CERTIFIED (3)	2002-2003 AUTHORIZED (4)	INCR/DECR (5)	2003-2004 TOTAL (6)	INCR/DECR (7)	2004-2005 TOTAL (8)
REQUIREMENTS							
53 1212 SPA REGULAR SALAR-RECEIP	457,704	521,215	521,215	0	521,215	0	521,215
53 1213 SPA REGULAR SALAR-UNDESI	3,932,822	4,026,780	4,026,780	0	4,026,780	0	4,026,780
53 1253 SPA-TEACH SALARIES-UND	607,936	736,548	736,548	0	736,548	0	736,548
53 1256 TEACHER SUPP-UNDESIGNAT	35,333	30,730	30,730	0	30,730	0	30,730
53 1351 STU TEMP WAGES - APPRO	0	5,000	5,000	0	5,000	0	5,000
53 1413 STRAIGHT TIME OT-UND	84	0	0	0	0	0	0
53 1423 HOLIDAY PAY-UNDES	819	1,101	1,101	0	1,101	0	1,101
53 1433 SHIFT 10% UNDESIGNAT	18,780	11,773	11,773	0	11,773	0	11,773
53 1452 DUAL EMPLOY WAGES	4,210	0	0	0	0	0	0
53 1462 EPA&SPA-LONGVTY PAY-REC	6,089	3,635	3,635	0	3,635	0	3,635
53 1463 SPA LONG-UNDESIGNATE	95,778	84,905	84,905	0	84,905	0	84,905
53 1511 SOCIAL SEC CONTRIB-APPRO	-1	0	0	0	0	0	0
53 1512 SOCIAL SEC CONTRIB-RECPT	34,624	40,495	40,495	0	40,495	0	40,495
53 1513 SOCIAL SEC UNDESIGNA	351,685	371,704	371,704	2,905	374,609	2,905	374,609
53 1521 REG RETIRE CONTRIB-APPRO	1	0	0	0	0	0	0
53 1522 REG RETIRE CONTRIB-RECPT	23,238	42,189	42,189	0	42,189	0	42,189
53 1523 REG RETIRE CONTRIB-UNDES	230,330	148,374	148,374	0	148,374	0	148,374
53 1562 MED INS CONTRIB-RECPTS	39,476	46,249	46,249	679	46,928	679	46,928
53 1563 HEALTH INS UNDESIGNA	348,528	400,087	400,087	-1,199	398,888	-1,199	398,888
53 1572 UNEMP COMP PAYMNTS TO ES	0	384	384	0	384	0	384
53 1590 RESERVES FOR STAFF BENE	12	0	0	0	0	0	0
53 1625 ST DISABILITY P	17,392	0	0	0	0	0	0
53 1631 WRKER COMP-MED PAYMENTS	64,890	583	583	0	583	0	583
53 1651 COMPENSATION TO BOARD ME	600	0	0	0	0	0	0
TOTAL PERSONAL SERVICES	6,270,330	6,471,752	6,471,752	2,385	6,474,137	2,385	6,474,137
53 2170 ADMIN SERVICES	285,946	97,174	97,174	0	97,174	0	97,174
53 2171 ADM SVCS-SUPP EMPLOYMENT	217,713	250,000	250,000	0	250,000	0	250,000
53 2199 MISC CONTRACTUAL SERVICE	8,459	0	0	0	0	0	0
53 2200 UTILITY/ENERGY SERVICES	1,097	1,223	1,223	0	1,223	0	1,223
53 2300 REPAIR SERVICES	9,477	6,116	6,116	0	6,116	0	6,116
53 2400 MAINTENANCE AGREEMENTS	11,508	6,715	6,715	0	6,715	0	6,715
53 2500 RENTAL/LEASES	545,865	407,221	407,221	0	407,221	0	407,221
53 2700 TRAVEL&OTHER EMPLOYEE EX	269,743	229,043	229,043	0	229,043	0	229,043
53 2800 COMMUNICATION&DATA PROC	30,106	18,042	18,042	0	18,042	0	18,042
53 2900 OTHER SERVICES	46,461	31,243	31,243	0	31,243	0	31,243
TOTAL PURCHASED SERVICES	1,426,375	1,046,777	1,046,777	0	1,046,777	0	1,046,777
53 3100 GENERAL ADMIN SUPPLIES	34,780	14,197	14,197	0	14,197	0	14,197

FUND DETAIL

4450 -  
 14450 DHHS-Div of Services for the Blind & Deaf/Hard of Hearing  
 1510 Rehabilitation for the Blind - Counsel/Placement

DESCRIPTION (1)	2001-2002 ACTUAL (2)	CERTIFIED (3)	2002-2003 AUTHORIZED (4)	INCR/DECR (5)	2003-2004 TOTAL (6)	INCR/DECR (7)	2004-2005 TOTAL (8)
REQUIREMENTS							
53 3200 FACILITY & HARDWARE SUPP	2,397	702	702	0	702	0	702
53 3300 VEHICLE/EQUIP OPER SUPPL	117	0	0	0	0	0	0
53 3400 FOOD&DIETARY SUPPLIES	85,282	62,664	62,664	1,423	64,087	3,345	66,009
53 3600 DRUGS/PHARMACEUTICAL SUP	539	1,981	1,981	0	1,981	0	1,981
53 3700 RESEARCH/DEVELOP& ED SUP	30,093	9,092	9,092	381	9,473	780	9,872
53 3900 OTHER MATERIALS & SUPP	1,762	0	0	0	0	0	0
TOTAL SUPPLIES	154,970	88,636	88,636	1,804	90,440	4,125	92,761
53 4500 EQUIPMENT	61,777	42,099	42,099	0	42,099	0	42,099
53 4600 ART,OTHER ARTIFACTS&LIT	19	0	0	0	0	0	0
TOTAL PROPERTY,PLANT & EQUIPMT	61,796	42,099	42,099	0	42,099	0	42,099
53 5800 OTHER ADMINISTRATIVE EXP	9,041	607	607	0	607	0	607
53 5900 OTHER EXPENSES	12,300	13,475	13,475	0	13,475	0	13,475
TOTAL OTHER EXPENSES & ADJUSTMEN	21,341	14,082	14,082	0	14,082	0	14,082
53 6105 REHAB SERV-BASIC SUPPORT	3,517,896	3,863,132	3,863,132	103,589	3,966,721	211,475	4,074,607
53 6107 REHAB SERV-ILR	73,639	40,000	40,000	0	40,000	0	40,000
53 6108 REHAB SERV-OLDER BLIND	143,141	99,813	99,813	0	99,813	0	99,813
TOTAL AID & PUBLIC ASSISTANCE	3,734,676	4,002,945	4,002,945	103,589	4,106,534	211,475	4,214,420
53 711A UNCOMMITTED SECTION 110	0	25,337	25,337	0	25,337	0	25,337
53 7170 RESERVES	-3	0	0	0	0	0	0
TOTAL RESERVES	-3	25,337	25,337	0	25,337	0	25,337
53 8010 DEPENDENT CARE-OP TFR	2,375	0	0	0	0	0	0
53 81D1 TRANS TO B/C 14410	219	0	0	0	0	0	0
53 8125 NON-FED SH-MEALS	0	10,155	10,155	0	10,155	0	10,155
53 8130 NON-FED SH-RENT	0	26,175	26,175	0	26,175	0	26,175
TOTAL INTRAGOVERNMENTAL TRANSACT	2,594	36,330	36,330	0	36,330	0	36,330

FUND DETAIL

4450 -  
 14450 DHHS-Div of Services for the Blind & Deaf/Hard of Hearing  
 1510 Rehabilitation for the Blind - Counsel/Placement

DESCRIPTION (1)	2001-2002 ACTUAL (2)	CERTIFIED (3)	2002-2003 AUTHORIZED (4)	INCR/DECR (5)	2003-2004 TOTAL (6)	INCR/DECR (7)	2004-2005 TOTAL (8)
-----							
TOTAL REQUIREMENTS	11,672,079	11,727,958	11,727,958	107,778	11,835,736	217,985	11,945,943
-----							
ESTIMATED RECEIPTS							
-----							
43 2203 LOCAL IN KIND	287	0	0	0	0	0	0
43 2401 KATE B REYNOLDS GRNT	0	3,486	3,486	0	3,486	0	3,486
43 2501 AMERICORP FUNDS	88,009	0	0	0	0	0	0
43 4150 FOOD & VENDING SVC	67,390	2,443	2,443	0	2,443	0	2,443
43 6200 NONCAPITAL GIFTS	0	4,500	4,500	0	4,500	0	4,500
43 7990 OTHER MISC REV-PROGRAM	58,422	201,073	201,073	0	201,073	0	201,073
43 7992 IMPREST CASH	12,250	13,475	13,475	0	13,475	0	13,475
43 8120 D D COUNCIL FUNDS	0	57,567	57,567	0	57,567	0	57,567
43 8131 NON FEDERAL SH-MEALS	0	10,155	10,155	0	10,155	0	10,155
43 8132 NON-FED SH-RENT	0	26,175	26,175	0	26,175	0	26,175
43 8142 BUSINESS ENTERPRISE	0	33,446	33,446	0	33,446	0	33,446
53 8220 DUAL EMPLOYMENT	3,780	0	0	0	0	0	0
53 881A V/R/ SECTION 110	8,314,974	8,276,829	8,276,829	84,821	8,361,650	171,554	8,448,383
53 881B INDEP LIVING	68,684	36,000	36,000	0	36,000	0	36,000
53 881D SUPPORTED EMPLOYMENT	148,304	0	0	0	0	0	0
53 881E REHAB TRAINING	42,190	45,567	45,567	0	45,567	0	45,567
53 881J IL/OLDER BLIND FORMU	255,311	263,013	263,013	0	263,013	0	263,013
53 886F OLDER BLIND-ILR	21,978	21,054	21,054	0	21,054	0	21,054
53 887Q SSBG REIMBURSEMENT	62,278	10,418	10,418	0	10,418	0	10,418
43 8901 CASH CARRIED FORWARD	9,800	0	0	0	0	0	0
-----							
TOTAL RECEIPTS	9,153,657	9,005,201	9,005,201	84,821	9,090,022	171,554	9,176,755
-----							
NET APPROPRIATION	2,518,422	2,722,757	2,722,757	22,957	2,745,714	46,431	2,769,188

FUND DETAIL

4450 -  
 14450 DHHS-Div of Services for the Blind & Deaf/Hard of Hearing  
 1610 Business Enterprises

DESCRIPTION (1)	2001-2002 ACTUAL (2)	CERTIFIED (3)	2002-2003 AUTHORIZED (4)	INCR/DECR (5)	2003-2004 TOTAL (6)	INCR/DECR (7)	2004-2005 TOTAL (8)
REQUIREMENTS							
53 1212 SPA REGULAR SALAR-RECEIP	407,589	425,600	425,600	0	425,600	0	425,600
53 1462 EPA&SPA-LONGVTY PAY-REC	5,616	6,210	6,210	0	6,210	0	6,210
53 1512 SOCIAL SEC CONTRIB-RECPT	30,913	33,135	33,135	-101	33,034	-101	33,034
53 1522 REG RETIRE CONTRIB-RECPT	20,807	13,084	13,084	0	13,084	0	13,084
53 1562 MED INS CONTRIB-RECPTS	32,295	35,195	35,195	0	35,195	0	35,195
53 1631 WRKER COMP-MED PAYMENTS	3,286	2,400	2,400	0	2,400	0	2,400
TOTAL PERSONAL SERVICES	500,506	515,624	515,624	-101	515,523	-101	515,523
53 2170 ADMIN SERVICES	0	500	500	0	500	0	500
53 2199 MISC CONTRACTUAL SERVICE	10,084	10,700	10,700	0	10,700	0	10,700
53 2200 UTILITY/ENERGY SERVICES	5,227	6,041	6,041	101	6,142	206	6,247
53 2300 REPAIR SERVICES	0	113	113	0	113	0	113
53 2400 MAINTENANCE AGREEMENTS	695	695	695	0	695	0	695
53 2500 RENTAL/LEASES	76,904	65,624	65,624	0	65,624	0	65,624
53 2700 TRAVEL&OTHER EMPLOYEE EX	56,879	73,544	73,544	0	73,544	0	73,544
53 2800 COMMUNICATION&DATA PROC	9,082	6,810	6,810	0	6,810	0	6,810
53 2900 OTHER SERVICES	1,404	2,220	2,220	0	2,220	0	2,220
TOTAL PURCHASED SERVICES	160,275	166,247	166,247	101	166,348	206	166,453
53 3100 GENERAL ADMIN SUPPLIES	3,132	5,200	5,200	0	5,200	0	5,200
53 3200 FACILITY & HARDWARE SUPP	10,308	14,400	14,400	0	14,400	0	14,400
53 3300 VEHICLE/EQUIP OPER SUPPL	2,122	6,005	6,005	0	6,005	0	6,005
TOTAL SUPPLIES	15,562	25,605	25,605	0	25,605	0	25,605
53 4500 EQUIPMENT	1,337	3,600	3,600	0	3,600	0	3,600
TOTAL PROPERTY, PLANT & EQUIPMT	1,337	3,600	3,600	0	3,600	0	3,600
53 5800 OTHER ADMINISTRATIVE EXP	46	530	530	0	530	0	530
53 5900 OTHER EXPENSES	0	25	25	0	25	0	25
TOTAL OTHER EXPENSES & ADJUSTMEN	46	555	555	0	555	0	555
53 8010 DEPENDENT CARE-OP TFR	274	0	0	0	0	0	0
TOTAL INTRAGOVERNMENTAL TRANSACT	274	0	0	0	0	0	0

FUND DETAIL

4450 -  
 14450 DHHS-Div of Services for the Blind & Deaf/Hard of Hearing  
 1610 Business Enterprises

DESCRIPTION (1)	2001-2002 ACTUAL (2)	CERTIFIED (3)	2002-2003 AUTHORIZED (4)	INCR/DECR (5)	2003-2004 TOTAL (6)	INCR/DECR (7)	2004-2005 TOTAL (8)
-----							
TOTAL REQUIREMENTS	678,000	711,631	711,631	0	711,631	105	711,736
-----							
ESTIMATED RECEIPTS							
-----							
43 4150 FOOD & VENDING SVC	156,452	150,701	150,701	0	150,701	0	150,701
43 7992 IMPREST CASH	0	25	25	0	25	0	25
43 8142 BUSINESS ENTERPRISE	0	880	880	1	881	24	904
53 881A V/R/ SECTION 110	521,547	560,025	560,025	-1	560,024	81	560,106
-----							
TOTAL RECEIPTS	677,999	711,631	711,631	0	711,631	105	711,736
-----							
NET APPROPRIATION	1	0	0	0	0	0	0



FUND DETAIL

4450 -  
 14450 DHHS-Div of Services for the Blind & Deaf/Hard of Hearing  
 1810 DHHS - General Administration

DESCRIPTION (1)	2001-2002 ACTUAL (2)	CERTIFIED (3)	2002-2003 AUTHORIZED (4)	INCR/DECR (5)	2003-2004 TOTAL (6)	INCR/DECR (7)	2004-2005 TOTAL (8)
REQUIREMENTS							
53 1211 SPA REGULAR SALAR-APPROP	288,941	372,639	372,639	0	372,639	0	372,639
53 1311 REG(N S) TEMP WAGES-APPR	0	2,335	2,335	0	2,335	0	2,335
53 1461 EPA&SPA-LONGVTY PAY-APPR	1,169	6,274	6,274	0	6,274	0	6,274
53 1511 SOCIAL SEC CONTRIB-APPRO	21,940	30,283	30,283	-1,117	29,166	-1,117	29,166
53 1521 REG RETIRE CONTRIB-APPRO	15,044	11,552	11,552	0	11,552	0	11,552
53 1561 MED INS CONTRIB-APPRO	15,227	25,544	25,544	-2,080	23,464	-2,080	23,464
53 1590 RESERVES FOR STAFF BENE	0	2,000	2,000	0	2,000	0	2,000
53 1651 COMPENSATION TO BOARD ME	15	1,952	1,952	0	1,952	0	1,952
TOTAL PERSONAL SERVICES	342,336	452,579	452,579	-3,197	449,382	-3,197	449,382
53 2170 ADMIN SERVICES	10,619	0	0	0	0	0	0
53 2184 JANITORIAL SER AGREEMENT	0	1,601	1,601	0	1,601	0	1,601
53 2185 WASTE REM/RECY SERV AGRE	0	486	486	0	486	0	486
53 2199 MISC CONTRACTUAL SERVICE	0	1,949	1,949	0	1,949	0	1,949
53 2300 REPAIR SERVICES	0	1,542	1,542	0	1,542	0	1,542
53 2400 MAINTENANCE AGREEMENTS	4,680	5,851	5,851	0	5,851	0	5,851
53 2500 RENTAL/LEASES	102,975	52,584	52,584	0	52,584	0	52,584
53 2700 TRAVEL&OTHER EMPLOYEE EX	3,249	6,841	11,841	0	11,841	0	11,841
53 2800 COMMUNICATION&DATA PROC	6,431	15,240	9,240	0	9,240	0	9,240
53 2900 OTHER SERVICES	744	5,704	6,704	0	6,704	0	6,704
TOTAL PURCHASED SERVICES	128,698	91,798	91,798	0	91,798	0	91,798
53 3100 GENERAL ADMIN SUPPLIES	3,466	5,509	5,509	0	5,509	0	5,509
53 3400 FOOD&DIETARY SUPPLIES	0	418	418	0	418	0	418
TOTAL SUPPLIES	3,466	5,927	5,927	0	5,927	0	5,927
53 4500 EQUIPMENT	1,626	11,720	11,720	0	11,720	0	11,720
53 4600 ART,OTHER ARTIFACTS&LIT	0	831	831	0	831	0	831
53 4700 INTANGIBLE ASSETS	0	2,598	2,598	0	2,598	0	2,598
TOTAL PROPERTY, PLANT & EQUIPMT	1,626	15,149	15,149	0	15,149	0	15,149
53 5800 OTHER ADMINISTRATIVE EXP	365	554	554	0	554	0	554
TOTAL OTHER EXPENSES & ADJUSTMEN	365	554	554	0	554	0	554
53 8010 DEPENDENT CARE-OP TFR	973	0	0	0	0	0	0
TOTAL INTRAGOVERNMENTAL TRANSACT	973	0	0	0	0	0	0

FUND DETAIL

4450 -  
 14450 DHHS-Div of Services for the Blind & Deaf/Hard of Hearing  
 1810 DHHS - General Administration

DESCRIPTION (1)	2001-2002 ACTUAL (2)	CERTIFIED (3)	2002-2003 AUTHORIZED (4)	INCR/DECR (5)	2003-2004 TOTAL (6)	INCR/DECR (7)	2004-2005 TOTAL (8)
-----							
TOTAL REQUIREMENTS	477,464	566,007	566,007	-3,197	562,810	-3,197	562,810
-----							
ESTIMATED RECEIPTS							
-----							
43 5300 NCICS APPLICATION FEES	570	2,500	2,500	0	2,500	0	2,500
43 5900 OTHER LIC,FEES/PERMITS	0	21,013	21,013	0	21,013	0	21,013
43 8110 DUAL PARTY RELAY	0	3,808	3,808	0	3,808	0	3,808
-----							
TOTAL RECEIPTS	570	27,321	27,321	0	27,321	0	27,321
-----							
NET APPROPRIATION	476,894	538,686	538,686	-3,197	535,489	-3,197	535,489

FUND DETAIL

4450 -  
 14450 DHHS-Div of Services for the Blind & Deaf/Hard of Hearing  
 1820 DHHS - Regional Resource Center

DESCRIPTION (1)	2001-2002 ACTUAL (2)	CERTIFIED (3)	2002-2003 AUTHORIZED (4)	INCR/DECR (5)	2003-2004 TOTAL (6)	INCR/DECR (7)	2004-2005 TOTAL (8)
REQUIREMENTS							
53 1211 SPA REGULAR SALAR-APPROP	1,115,771	1,255,428	1,255,428	0	1,255,428	0	1,255,428
53 1452 DUAL EMPLOY WAGES	423	0	0	0	0	0	0
53 1461 EPA&SPA-LONGVTY PAY-APPR	7,886	5,642	5,642	0	5,642	0	5,642
53 1511 SOCIAL SEC CONTRIB-APPRO	82,480	95,861	95,854	610	96,464	610	96,464
53 1512 SOCIAL SEC CONTRIB-RECPT	0	0	7	0	7	0	7
53 1521 REG RETIRE CONTRIB-APPRO	55,894	38,211	38,211	0	38,211	0	38,211
53 1522 REG RETIRE CONTRIB-RECPT	0	714	714	0	714	0	714
53 1561 MED INS CONTRIB-APPRO	88,634	113,171	113,171	-1,717	111,454	-1,717	111,454
53 1625 ST DISABILITY P	0	37,266	37,266	0	37,266	0	37,266
TOTAL PERSONAL SERVICES	1,351,088	1,546,293	1,546,293	-1,107	1,545,186	-1,107	1,545,186
53 2170 ADMIN SERVICES	26,543	0	0	0	0	0	0
53 2184 JANITORIAL SER AGREEMENT	756	0	0	0	0	0	0
53 2185 WASTE REM/RECY SERV AGRE	2,677	0	0	0	0	0	0
53 2199 MISC CONTRACTUAL SERVICE	128,147	169,887	169,887	0	169,887	0	169,887
53 2200 UTILITY/ENERGY SERVICES	3,874	7,521	7,521	0	7,521	0	7,521
53 2300 REPAIR SERVICES	9,456	3,680	3,680	0	3,680	0	3,680
53 2400 MAINTENANCE AGREEMENTS	0	3,467	3,467	0	3,467	0	3,467
53 2500 RENTAL/LEASES	269,837	173,170	173,170	0	173,170	0	173,170
53 2700 TRAVEL&OTHER EMPLOYEE EX	19,626	38,498	43,463	0	43,463	0	43,463
53 2800 COMMUNICATION&DATA PROC	20,670	56,240	31,136	0	31,136	0	31,136
53 2900 OTHER SERVICES	3,806	2,873	3,012	0	3,012	0	3,012
TOTAL PURCHASED SERVICES	485,392	455,336	435,336	0	435,336	0	435,336
53 3100 GENERAL ADMIN SUPPLIES	15,680	23,223	23,223	0	23,223	0	23,223
53 3200 FACILITY & HARDWARE SUPP	0	1,807	1,807	0	1,807	0	1,807
53 3400 FOOD&DIETARY SUPPLIES	863	1,309	1,309	0	1,309	0	1,309
53 3700 RESEARCH/DEVELOP& ED SUP	0	50	50	0	50	0	50
TOTAL SUPPLIES	16,543	26,389	26,389	0	26,389	0	26,389
53 4500 EQUIPMENT	30,710	14,836	14,836	0	14,836	0	14,836
53 4600 ART,OTHER ARTIFACTS&LIT	25	4,529	4,529	0	4,529	0	4,529
TOTAL PROPERTY, PLANT & EQUIPMT	30,735	19,365	19,365	0	19,365	0	19,365
53 5800 OTHER ADMINISTRATIVE EXP	583	2,335	22,335	0	22,335	0	22,335
TOTAL OTHER EXPENSES & ADJUSTMEN	583	2,335	22,335	0	22,335	0	22,335

FUND DETAIL

4450 -  
 14450 DHHS-Div of Services for the Blind & Deaf/Hard of Hearing  
 1820 DHHS - Regional Resource Center

DESCRIPTION (1)	2001-2002 ACTUAL (2)	CERTIFIED (3)	2002-2003 AUTHORIZED (4)	INCR/DECR (5)	2003-2004 TOTAL (6)	INCR/DECR (7)	2004-2005 TOTAL (8)
REQUIREMENTS							
53 8010 DEPENDENT CARE-OP TFR	630	0	0	0	0	0	0
TOTAL INTRAGOVERNMENTAL TRANSACT	630	0	0	0	0	0	0
TOTAL REQUIREMENTS	1,884,971	2,049,718	2,049,718	-1,107	2,048,611	-1,107	2,048,611
ESTIMATED RECEIPTS							
43 8110 DUAL PARTY RELAY	0	707	707	0	707	0	707
53 8220 DUAL EMPLOYMENT	914	0	0	0	0	0	0
43 8901 CASH CARRIED FORWARD	17,105	0	0	0	0	0	0
TOTAL RECEIPTS	18,019	707	707	0	707	0	707
NET APPROPRIATION	1,866,952	2,049,011	2,049,011	-1,107	2,047,904	-1,107	2,047,904

FUND DETAIL

4450 -  
 14450 DHHS-Div of Services for the Blind & Deaf/Hard of Hearing  
 191A Statewide Reserve

DESCRIPTION (1)	2001-2002 ACTUAL (2)	CERTIFIED (3)	2002-2003 AUTHORIZED (4)	INCR/DECR (5)	2003-2004 TOTAL (6)	INCR/DECR (7)	2004-2005 TOTAL (8)
ESTIMATED RECEIPTS							
43 8042 STATE HEALTH CARE RES	19,328	0	0	0	0	0	0
TOTAL RECEIPTS	19,328	0	0	0	0	0	0
NET APPROPRIATION	-19,328	0	0	0	0	0	0

FUND DETAIL

4450 -  
 14450 DHHS-Div of Services for the Blind & Deaf/Hard of Hearing  
 1991 Federal Indirect Reserve

DESCRIPTION (1)	2001-2002 ACTUAL (2)	CERTIFIED (3)	2002-2003 AUTHORIZED (4)	INCR/DECR (5)	2003-2004 TOTAL (6)	INCR/DECR (7)	2004-2005 TOTAL (8)
REQUIREMENTS							
53 7100 RESERVE FOR INDIRECT COS	0	269,506	269,506	0	269,506	0	269,506
TOTAL RESERVES	0	269,506	269,506	0	269,506	0	269,506
53 81D1 TRANS TO B/C 14410	19,192	0	0	0	0	0	0
53 8104 TRANSFER TO DHHS	0	19,192	19,192	0	19,192	0	19,192
53 8112 TRANSF TO DOA	0	12,004	12,004	0	12,004	0	12,004
TOTAL INTRAGOVERNMENTAL TRANSACT	19,192	31,196	31,196	0	31,196	0	31,196
TOTAL REQUIREMENTS	19,192	300,702	300,702	0	300,702	0	300,702
ESTIMATED RECEIPTS							
43 4150 FOOD & VENDING SVC	12,158	0	0	0	0	0	0
43 8142 BUSINESS ENTERPRISE	0	12,350	12,350	0	12,350	0	12,350
53 881A V/R/ SECTION 110	379,278	288,352	288,352	0	288,352	0	288,352
TOTAL RECEIPTS	391,436	300,702	300,702	0	300,702	0	300,702
NET APPROPRIATION	-372,244	0	0	0	0	0	0

FUND DETAIL

4450 -  
 14450 DHHS-Div of Services for the Blind & Deaf/Hard of Hearing  
 1992 Prior Year Earned Revenue

DESCRIPTION (1)	2001-2002 ACTUAL (2)	CERTIFIED (3)	2002-2003 AUTHORIZED (4)	INCR/DECR (5)	2003-2004 TOTAL (6)	INCR/DECR (7)	2004-2005 TOTAL (8)
REQUIREMENTS							
53 8112 TRANSF TO DOA	0	5,823	5,823	0	5,823	0	5,823
53 819A TRF TO B/C 14100 ADM	5,823	0	0	0	0	0	0
TOTAL INTRAGOVERNMENTAL TRANSACT	5,823	5,823	5,823	0	5,823	0	5,823
TOTAL REQUIREMENTS	5,823	5,823	5,823	0	5,823	0	5,823
ESTIMATED RECEIPTS							
43 2501 AMERICORP FUNDS	13,141	0	0	0	0	0	0
43 4150 FOOD & VENDING SVC	-33,011	0	0	0	0	0	0
53 881A V/R/ SECTION 110	-15,537	5,823	5,823	0	5,823	0	5,823
53 881B INDEP LIVING	22,203	0	0	0	0	0	0
53 881D SUPPORTED EMPLOYMENT	4,502	0	0	0	0	0	0
53 881E REHAB TRAINING	-2,960	0	0	0	0	0	0
53 886F OLDER BLIND-ILR	18,607	0	0	0	0	0	0
TOTAL RECEIPTS	6,945	5,823	5,823	0	5,823	0	5,823
NET APPROPRIATION	-1,122	0	0	0	0	0	0

FUND DETAIL

4450 -  
 14450 DHHS-Div of Services for the Blind & Deaf/Hard of Hearing  
 1993 Prior Period Refunds

DESCRIPTION (1)	2001-2002 ACTUAL (2)	CERTIFIED (3)	2002-2003 AUTHORIZED (4)	INCR/DECR (5)	2003-2004 TOTAL (6)	INCR/DECR (7)	2004-2005 TOTAL (8)
REQUIREMENTS							
53 5600 ASSET & OTHER ADJUSTMENT	160,535	0	0	0	0	0	0
TOTAL OTHER EXPENSES & ADJUSTMEN	160,535	0	0	0	0	0	0
53 7170 RESERVES	1	0	0	0	0	0	0
TOTAL RESERVES	1	0	0	0	0	0	0
TOTAL REQUIREMENTS	160,536	0	0	0	0	0	0
ESTIMATED RECEIPTS							
43 4150 FOOD & VENDING SVC	2,534	0	0	0	0	0	0
43 7300 INDIRECT(OVERHD) COST RE	160,535	0	0	0	0	0	0
53 881A V/R/ SECTION 110	79,405	0	0	0	0	0	0
TOTAL RECEIPTS	242,474	0	0	0	0	0	0
NET APPROPRIATION	-81,938	0	0	0	0	0	0



SUMMARY BY FUND

4460 -

14460 DHHS - Div Mental Health/Develop.Disab./Sub.Abuse

DESCRIPTION (1)	2001-2002 ACTUAL (2)	CERTIFIED (3)	2002-2003 AUTHORIZED (4)	INCR/DECR (5)	2003-2004 TOTAL (6)	INCR/DECR (7)	2004-2005 TOTAL (8)
REQUIREMENTS							
1110 GENERAL ADMINISTRATION	15,679,015	6,598,492	6,818,973	5,942,543	12,761,516	6,094,322	12,913,295
1210 ADULT MENTAL HEALTH ADM	3,452,717	1,660,705	1,715,801	-42,126	1,673,675	-41,472	1,674,329
1212 CHILD & FAMILY ADM	2,123,724	2,097,711	2,135,836	-7,306	2,128,530	-4,982	2,130,854
1216 WHITAKER SCHOOL	4,776,714	5,156,960	5,122,526	24,493	5,147,019	38,568	5,161,094
1217 EASTERN ADOLESCENT TRT.	1,428,578	1,887,285	1,887,285	10,436	1,897,721	15,979	1,903,264
1220 BROUGHTON HOSPITAL	101,775,940	65,138,188	64,440,356	748,155	65,188,511	1,243,338	65,683,694
1230 CHERRY HOSPITAL	98,742,839	63,980,816	64,326,279	1,009,880	65,336,159	1,428,761	65,755,040
1240 DOROTHEA DIX HOSPITAL	110,568,314	71,283,952	70,221,059	941,323	71,162,382	1,322,027	71,543,086
1250 N.C. SPECIAL CARE CENTER	15,841,056	15,964,688	16,062,252	462,106	16,524,358	735,591	16,797,843
1260 JOHN UMSTEAD HOSPITAL	102,013,309	67,664,442	67,807,528	803,234	68,610,762	1,181,845	68,989,373
1261 JOHN UMSTEAD-FED-OTHER	97,861	115,824	115,824	0	115,824	0	115,824
1280 WRIGHT SCHOOL - STATE	1,947,364	1,943,501	1,943,501	5,148	1,948,649	9,030	1,952,531
1290 PROGRAM SVCS MH - STATE	99,588,941	121,061,962	121,061,962	-364,506	120,697,456	-218,173	120,843,789
1291 PROGRAM SVCS MH - FED	14,005,390	12,774,919	12,774,919	0	12,774,919	0	12,774,919
1310 DEV. DIS. ADMINISTRATION	3,815,777	3,560,950	3,607,611	-1,291	3,606,320	1,847	3,609,458
1320 BLACK MTN CTR - STATE	18,682,323	18,785,938	18,782,395	233,766	19,016,161	419,868	19,202,263
1330 CASWELL CENTER - STATE	67,315,882	68,644,626	68,630,567	931,881	69,562,448	1,220,914	69,851,481
1331 CASWELL - FEDERAL/OTHER	32,634	0	0	0	0	0	0
1340 MURDOCH CENTER - STATE	66,747,095	67,381,733	67,549,625	739,674	68,289,299	1,014,866	68,564,491
1350 O'BERRY CENTER - STATE	40,736,244	41,191,093	41,169,207	121,849	41,291,056	275,498	41,444,705
1360 W. CAROLINA CTR. - STATE	43,167,412	43,827,395	43,818,841	651,719	44,470,560	622,694	44,441,535
1361 W. CAROLINA CENTER - FED	78,311	109,840	109,840	0	109,840	0	109,840
1390 PROGRAM SVCS -DD- STATE	160,687,480	170,935,224	170,890,327	-280,000	170,610,327	-280,000	170,610,327
1391 PROGRAM SVCS -DD- FED	16,427,368	16,430,919	16,430,919	0	16,430,919	0	16,430,919
1410 SUBSTANCE ABUSE ADM	9,886,028	6,827,392	6,852,531	63,604	6,916,135	67,200	6,919,731
1420 JFK ADATC - STATE	13,675,782	6,695,558	6,694,274	87,722	6,781,996	126,474	6,820,748
1421 JFK ADATC-FEDERAL/OTHER	461,802	485,994	485,994	0	485,994	0	485,994
1440 W.B. JONES ADATC - STATE	11,082,815	6,040,896	6,108,604	60,378	6,168,982	70,145	6,178,749
1441 W.B. JONES ADATC - FED.	387,755	468,481	468,481	0	468,481	0	468,481
1490 PROGRAM SVCS -SA-STATE	31,968,557	38,263,436	38,263,436	-1,000,000	37,263,436	-1,000,000	37,263,436
1491 PROGRAM SVCS -SA-FEDERAL	41,753,436	35,751,705	35,752,705	0	35,752,705	0	35,752,705
1590 GENERAL PROGRAM SERVICES	1,773,864	1,902,003	1,902,003	0	1,902,003	0	1,902,003
1910 RESERVES AND TRANSFERS	0	2,800,085	2,800,085	0	2,800,085	0	2,800,085
1992 PRIOR YEAR EARNED REVENUE	2,142,846	0	0	0	0	0	0
1993 PRIOR YEAR REFUNDS & CAR	6,241,656	110,238	110,238	0	110,238	0	110,238
TOTAL REQUIREMENTS	1109,106,829	967,542,951	966,861,784	11,142,682	978,004,466	14,344,340	981,206,124

SUMMARY BY FUND

4460 -  
14460 DHHS - Div Mental Health/Develop.Disab./Sub.Abuse

DESCRIPTION (1)	2001-2002 ACTUAL (2)	CERTIFIED (3)	2002-2003 AUTHORIZED (4)	INCR/DECR (5)	2003-2004 TOTAL (6)	INCR/DECR (7)	2004-2005 TOTAL (8)
ESTIMATED RECEIPTS							
1110 GENERAL ADMINISTRATION	7,087,708	1,266,663	1,266,663	0	1,266,663	0	1,266,663
1210 ADULT MENTAL HEALTH ADM	1,400,895	1,322,120	1,322,120	0	1,322,120	0	1,322,120
1212 CHILD & FAMILY ADM	1,163,682	1,517,016	1,517,016	0	1,517,016	0	1,517,016
1216 WHITAKER SCHOOL	6,354	59,511	59,511	0	59,511	0	59,511
1217 EASTERN ADOLESCENT TRT.	1,000	731,159	731,159	0	731,159	0	731,159
1220 BROUGHTON HOSPITAL	52,943,345	20,222,310	19,486,714	-6,057,280	13,429,434	-6,056,780	13,429,934
1230 CHERRY HOSPITAL	54,223,435	19,017,934	19,087,407	-1,835,212	17,252,195	-1,837,212	17,250,195
1240 DOROTHEA DIX HOSPITAL	51,661,660	17,536,428	17,536,428	-6,647,812	10,888,616	-6,647,812	10,888,616
1250 N.C. SPECIAL CARE CENTER	14,503,479	13,192,082	13,216,854	1,708,844	14,925,698	1,708,844	14,925,698
1260 JOHN UMSTEAD HOSPITAL	50,328,641	17,279,133	17,286,373	-3,102,185	14,184,188	-3,102,185	14,184,188
1261 JOHN UMSTEAD-FED-OTHER	97,861	115,824	115,824	0	115,824	0	115,824
1280 WRIGHT SCHOOL - STATE	30,521	40,307	40,307	0	40,307	0	40,307
1290 PROGRAM SVCS MH - STATE	720,069	433,935	433,935	0	433,935	0	433,935
1291 PROGRAM SVCS MH - FED	13,630,945	12,774,919	12,774,919	0	12,774,919	0	12,774,919
1310 DEV. DIS. ADMINISTRATION	1,547,755	1,724,081	1,724,081	0	1,724,081	0	1,724,081
1320 BLACK MTN CTR - STATE	19,005,359	16,924,043	16,924,043	929,928	17,853,971	927,428	17,851,471
1330 CASWELL CENTER - STATE	67,747,152	63,093,928	63,093,928	2,628,103	65,722,031	2,628,453	65,722,381
1331 CASWELL - FEDERAL/OTHER	32,634	0	0	0	0	0	0
1340 MURDOCH CENTER - STATE	65,318,537	61,787,490	61,954,027	3,083,241	65,037,268	3,080,991	65,035,018
1350 O'BERRY CENTER - STATE	41,271,933	40,108,251	40,108,251	70,599	40,178,850	70,599	40,178,850
1360 W. CAROLINA CTR. - STATE	44,078,959	41,443,444	41,493,343	1,274,875	42,768,218	1,270,775	42,764,118
1361 W. CAROLINA CENTER - FED	78,310	109,840	109,840	0	109,840	0	109,840
1390 PROGRAM SVCS -DD- STATE	12,421,047	12,420,990	12,420,990	0	12,420,990	0	12,420,990
1391 PROGRAM SVCS -DD- FED	13,858,187	13,456,585	13,456,585	0	13,456,585	0	13,456,585
1410 SUBSTANCE ABUSE ADM	8,991,054	5,253,547	5,252,547	0	5,252,547	0	5,252,547
1420 JFK ADATC - STATE	7,340,089	128,752	128,752	202,688	331,440	202,688	331,440
1421 JFK ADATC-FEDERAL/OTHER	461,801	485,994	485,994	0	485,994	0	485,994
1440 W.B. JONES ADATC - STATE	6,187,867	434,694	434,694	264,275	698,969	264,275	698,969
1441 W.B. JONES ADATC - FED.	387,523	468,481	468,481	0	468,481	0	468,481
1490 PROGRAM SVCS -SA-STATE	971,605	712,638	712,638	0	712,638	0	712,638
1491 PROGRAM SVCS -SA-FEDERAL	41,512,153	35,751,705	35,752,705	0	35,752,705	0	35,752,705
1590 GENERAL PROGRAM SERVICES	109,453	1,902,003	1,902,003	0	1,902,003	0	1,902,003
1810 REVENUE CLEARING ACCOUNT	-1,101,234	0	0	0	0	0	0
191A STATEWIDE RESERVES	539,530	0	0	0	0	0	0

SUMMARY BY FUND

4460 -

14460 DHHS - Div Mental Health/Develop.Disab./Sub.Abuse

DESCRIPTION (1)	2001-2002 ACTUAL (2)	CERTIFIED (3)	2002-2003 AUTHORIZED (4)	INCR/DECR (5)	2003-2004 TOTAL (6)	INCR/DECR (7)	2004-2005 TOTAL (8)
1910 RESERVES AND TRANSFERS	92,309	2,800,085	2,800,085	0	2,800,085	0	2,800,085
1992 PRIOR YEAR EARNED REVENUE	2,142,845	0	0	0	0	0	0
1993 PRIOR YEAR REFUNDS & CAR	5,819,551	110,238	110,238	0	110,238	0	110,238
-----							
TOTAL RECEIPTS	586,614,014	404,626,130	404,208,455	-7,479,936	396,728,519	-7,489,936	396,718,519
-----							
NET APPROPRIATION	522,492,815	562,916,821	562,653,329	18,622,618	581,275,947	21,834,276	584,487,605

SUMMARY BY ACCOUNT

4460 -

14460 DHHS - Div Mental Health/Develop.Disab./Sub.Abuse

DESCRIPTION (1)	2001-2002 ACTUAL (2)	CERTIFIED (3)	2002-2003 AUTHORIZED (4)	INCR/DECR (5)	2003-2004 TOTAL (6)	INCR/DECR (7)	2004-2005 TOTAL (8)
REQUIREMENTS							
53 1211 SPA-REG SALARIES-APPRO	317,371,816	342,318,280	341,733,028	0	341,733,028	0	341,733,028
53 1212 SPA-REG SALARIES-REC	1,165,613	1,320,578	1,365,578	0	1,365,578	0	1,365,578
53 1213 SPA - REG SAL - UNDESIGN	13,688,010	13,683,265	13,979,535	0	13,979,535	0	13,979,535
53 1221 TIME LIMITED SALARIES-AP	56,325	0	0	0	0	0	0
53 1222 TIME-LIMITED SALARIES-RE	-2,440	0	0	0	0	0	0
53 1223 SPA TIME LIMITED SAL UN	71,999	0	0	0	0	0	0
53 1251 SPA-TEACHER SALARY APPRO	12,757,987	12,984,354	12,954,354	0	12,954,354	0	12,954,354
53 1254 SPA TEACHING SUPPLEMENT	576,252	566,192	566,192	0	566,192	0	566,192
53 1257 TIME LIMITED TEACHER SAL	10,166	0	0	0	0	0	0
53 1311 REG(N S) TEMP WAGES-APPR	4,203,739	763,196	763,196	0	763,196	0	763,196
53 1312 REG(N S) TEMP WAGES-RECP	13,933	70,481	25,481	0	25,481	0	25,481
53 1313 REG(N S) TEMP WAGES UND	40,407	0	0	0	0	0	0
53 1321 CONTR EMPL PER IRS-APPRO	25,501	26,000	26,000	0	26,000	0	26,000
53 1351 STU TEMP WAGES - APPRO	175,310	248,580	248,580	0	248,580	0	248,580
53 1352 STUDENT TEMP. WAGES -REC	26,787	27,048	27,048	0	27,048	0	27,048
53 1411 OVERTIME PAY - APPROP	10,220,931	6,140,107	6,140,107	0	6,140,107	0	6,140,107
53 1412 SPA OT-STRAIGHT TIME-REC	18,250	11,873	11,873	0	11,873	0	11,873
53 1413 OT PAY-UNDESIGNATED	268,386	49	49	0	49	0	49
53 1421 HOLIDAY PAY - APPRO	2,234,141	1,664,344	1,664,344	0	1,664,344	0	1,664,344
53 1422 HOLIDAY PAY - RECEIPTS	3,146	2,412	2,412	0	2,412	0	2,412
53 1423 HOLIDAY PAY - UNDESIGNAT	13,929	0	0	0	0	0	0
53 1431 SHIFT 10% PREM PAY - APP	14,123,646	8,568,793	8,568,793	0	8,568,793	0	8,568,793
53 1432 SHIFT 10% PREM PAY - REC	9,272	10,230	10,230	0	10,230	0	10,230
53 1433 SHIFT 5% PREM PAY - UND	57,039	0	0	0	0	0	0
53 1441 CALLBK/STBY PREM PAY-APP	475,093	495,518	495,518	0	495,518	0	495,518
53 1442 CALLBK/STBY PREM PAY REC	5,158	6,323	6,323	0	6,323	0	6,323
53 1443 CALLBK/STBY PREM PAY UND	216	0	0	0	0	0	0
53 1451 DUAL EMPL WAGES - APPRO	7,193	0	0	0	0	0	0
53 1452 DUAL EMPL. WAGES - REC.	527,908	450,271	450,271	0	450,271	0	450,271
53 1461 EPA&SPA-LONGVTY PAY-APPR	4,729,823	4,405,176	4,398,050	1,033,928	5,431,978	1,455,038	5,853,088
53 1462 EPA&SPA-LONGVTY PAY-REC	5,532	7,076	7,076	-177	6,899	-177	6,899
53 1463 EPA&SPA-LONGVTY PAY-UNDE	239,929	228,098	228,098	46,294	274,392	65,448	293,546
53 1510 SOCIAL SEC CONTRIB-UNIV	137	0	0	0	0	0	0
53 1511 SOCIAL SEC CONTRIB-APPRO	26,939,332	28,981,558	28,934,058	23,781	28,957,839	50,755	28,984,813
53 1512 SOCIAL SECURITY-RECEIPT	121,018	147,219	147,219	-2,090	145,129	-2,090	145,129
53 1513 SOCIAL SEC CONTRIB-UNDES	1,076,271	1,078,990	1,101,655	-10,157	1,091,498	-8,693	1,092,962
53 1520 REG RETIRE CONTRIB-UNIV	78	0	0	0	0	0	0

SUMMARY BY ACCOUNT

4460 -

14460 DHHS - Div Mental Health/Develop.Disab./Sub.Abuse

DESCRIPTION (1)	2001-2002 ACTUAL (2)	CERTIFIED (3)	2002-2003 AUTHORIZED (4)	INCR/DECR (5)	2003-2004 TOTAL (6)	INCR/DECR (7)	2004-2005 TOTAL (8)
53 1521 RETIRE CONTRIB-APPR	17,763,286	11,570,514	11,520,829	14,703	11,535,532	25,227	11,546,056
53 1522 REG RETIRE CONTRIB-RECPT	59,106	91,009	91,009	-19,102	71,907	-19,102	71,907
53 1523 REG RETIRE CONTRIB-UNDES	706,149	422,254	447,180	-23,604	423,576	-23,040	424,140
53 1531 LEO RETIRE CONTRIB-APPRO	117,015	74,759	74,759	2,040	76,799	2,040	76,799
53 1533 LEO RETIR CONRIB-UNDESIG	12,050	19,512	19,512	0	19,512	0	19,512
53 1560 MED INS CONTRIB-UNIV	376	0	0	0	0	0	0
53 1561 MEDICAL INSURANCE-APPRO	29,211,113	33,827,398	33,783,491	49,583	33,833,074	49,583	33,833,074
53 1562 MEDICAL INSURANCE-RECEIP	99,371	101,557	101,557	4,062	105,619	4,062	105,619
53 1563 MED.INSUR.-UNDESIGNATED	960,065	1,000,316	998,060	120,020	1,118,080	120,020	1,118,080
53 1572 UNEMP COMP PAYMNTS TO ES	202,562	101,716	101,716	0	101,716	0	101,716
53 1590 RESERVES FOR STAFF BENE	9,614	15,500	15,500	0	15,500	0	15,500
53 1621 SEVER SLRY CONTINUE-APPR	168,573	0	0	0	0	0	0
53 1625 ST DISABILITY PMT	1,787,730	944,272	944,272	0	944,272	0	944,272
53 1631 WRKER COMP-MED PAYMENTS	3,171,193	1,782,179	1,782,179	0	1,782,179	0	1,782,179
53 1632 WRKER COMP-TEMP DIS PAYM	923,464	655,935	655,935	0	655,935	0	655,935
53 1633 WRKER COMP-PERM DIS PAYM	579,390	586,842	586,842	0	586,842	0	586,842
53 1639 OTHER WRKR COMP COST	206,214	21,072	21,072	0	21,072	0	21,072
53 1641 INMATE LABOR	23,758	44,531	44,531	0	44,531	0	44,531
53 1642 THERAPEUTIC WAGES	976,388	993,415	993,415	0	993,415	0	993,415
53 1651 COMPENSATION TO BOARD ME	5,401	0	0	0	0	0	0
-----							
TOTAL PERSONAL SERVICES	468,240,651	476,458,792	476,036,927	1,239,281	477,276,208	1,719,071	477,755,998
-----							
53 2110 LEGAL SERVICES	51,878	76,526	76,526	0	76,526	0	76,526
53 2131 HOSPITAL PROVIDED MED SER	1,830,995	1,833,289	1,869,624	723,584	2,593,208	809,568	2,679,192
53 2132 OTHER PROVIDED MED SER	8,025,122	6,749,416	7,139,476	220,250	7,359,726	450,109	7,589,585
53 2140 INFORMATN TECHNOLOGY SVC	4,162,465	0	0	5,834,426	5,834,426	5,981,165	5,981,165
53 2150 ACADEMIC SERVICE	49,936	144,181	144,181	0	144,181	0	144,181
53 2170 ADMINISTRATIVE SERVICES	2,159,010	55,600	55,600	0	55,600	0	55,600
53 2181 FOOD SER AGREEMENT	0	227,342	227,342	0	227,342	0	227,342
53 2182 LAUNDRY SER AGREEMENT	1,985,638	2,222,003	2,222,003	80,554	2,302,557	80,554	2,302,557
53 2184 JANITORIAL SER AGREEMENT	2,472	0	0	0	0	0	0
53 2185 WASTE REMOVAL/RECY. SERV	546,138	525,002	525,002	2,628	527,630	2,628	527,630
53 2186 SECURITY SERVICE AGREE	76,270	67,375	67,375	0	67,375	0	67,375
53 2187 PEST CONTROL AGREEMENT	14,895	5,748	5,748	0	5,748	0	5,748
53 2191 DUAL EMP PAY TO AGENCY	538,002	198,916	198,916	0	198,916	0	198,916
53 2192 HONORARIUMS	2,523	2,000	2,000	0	2,000	0	2,000

SUMMARY BY ACCOUNT

4460 -

14460 DHHS - Div Mental Health/Develop.Disab./Sub.Abuse

DESCRIPTION (1)	2001-2002 ACTUAL (2)	CERTIFIED (3)	2002-2003 AUTHORIZED (4)	INCR/DECR (5)	2003-2004 TOTAL (6)	INCR/DECR (7)	2004-2005 TOTAL (8)
53 2199 OTHER CONTRACT SERVICES	2,775,953	2,388,038	2,339,816	0	2,339,816	0	2,339,816
53 2200 UTILITY/ENERGY SERVICES	12,581,902	13,163,824	13,179,731	262,326	13,442,057	610,843	13,790,574
53 2300 REPAIR SERVICES	925,016	619,427	644,088	0	644,088	0	644,088
53 2400 MAINTENANCE AGREEMENTS	1,072,237	1,025,182	1,039,782	85,500	1,125,282	83,783	1,123,565
53 2500 RENTALS/LEASES	1,229,987	1,252,933	1,243,933	9,072	1,253,005	9,072	1,253,005
53 2700 TRAVEL & OTHER EMP. EXP.	436,766	1,041,804	1,041,804	0	1,041,804	0	1,041,804
53 2800 COMMUNICA. & DATA PROC.	2,341,388	2,687,437	2,672,405	141,586	2,813,991	141,586	2,813,991
53 2900 OTHER SERVICES	970,022	687,492	683,492	0	683,492	0	683,492
<b>TOTAL PURCHASED SERVICES</b>	<b>41,778,615</b>	<b>34,973,535</b>	<b>35,378,844</b>	<b>7,359,926</b>	<b>42,738,770</b>	<b>8,169,308</b>	<b>43,548,152</b>
53 3100 GENERAL ADMIN. SUPPLIES	1,364,816	1,856,694	1,699,470	1,000	1,700,470	1,000	1,700,470
53 3200 FACILITY & HDWE. SUPPLIE	4,755,276	5,039,797	5,033,186	0	5,033,186	0	5,033,186
53 3300 VEHICLE/EQUIP. OPER. SUP	679,863	808,726	791,627	126,755	918,382	155,431	947,058
53 3400 FOOD & DIETARY SUPPLIES	10,906,653	11,525,660	10,982,439	211,414	11,193,853	496,793	11,479,232
53 3500 CLOTHING & RECREAT. SUPP	742,594	946,361	966,558	3,644	970,202	3,644	970,202
53 3600 DRUGS/PHARMACEU. SUPP.	25,278,068	25,120,837	25,098,391	1,797,830	26,896,221	3,690,930	28,789,321
53 3700 RESEARCH/DEV. & ED. SUPP	184,241	244,102	242,102	7,532	249,634	15,440	257,542
53 3800 PURCHASES FOR RESALE	1,965	0	0	0	0	0	0
53 3900 OTHER MATERIALS & SUPP	746,488	892,197	893,268	0	893,268	0	893,268
<b>TOTAL SUPPLIES</b>	<b>44,659,964</b>	<b>46,434,374</b>	<b>45,707,041</b>	<b>2,148,175</b>	<b>47,855,216</b>	<b>4,363,238</b>	<b>50,070,279</b>
53 4400 OTHER STRUCT. & IMPROV.	27,318	17,542	17,542	0	17,542	0	17,542
53 4500 EQUIPMENT	3,419,038	3,643,310	3,643,310	417,037	4,060,347	259,964	3,903,274
53 4600 ART,OTHER ARTIFACTS/LIT	5,598	4,047	4,047	0	4,047	0	4,047
53 4700 INTANGIBLE ASSETS	65,276	60,016	60,016	0	60,016	0	60,016
<b>TOTAL PROPERTY, PLANT &amp; EQUIPMT</b>	<b>3,517,230</b>	<b>3,724,915</b>	<b>3,724,915</b>	<b>417,037</b>	<b>4,141,952</b>	<b>259,964</b>	<b>3,984,879</b>
53 5100 LEGAL, LICENSE & PERM.CO	868,102	18,231	38,231	0	38,231	0	38,231
53 5600 ASSET & OTHER ADJUST.	0	8,866	8,866	0	8,866	0	8,866
53 5800 OTHER ADMIN. EXP.	382,126	322,892	323,892	0	323,892	0	323,892
53 5900 OTHER EXPENSE	165,510	217,403	210,903	0	210,903	0	210,903
<b>TOTAL OTHER EXPENSES &amp; ADJUSTMEN</b>	<b>1,415,738</b>	<b>567,392</b>	<b>581,892</b>	<b>0</b>	<b>581,892</b>	<b>0</b>	<b>581,892</b>

SUMMARY BY ACCOUNT

4460 -

14460 DHHS - Div Mental Health/Develop.Disab./Sub.Abuse

DESCRIPTION (1)	2001-2002 ACTUAL (2)	CERTIFIED (3)	2002-2003 AUTHORIZED (4)	INCR/DECR (5)	2003-2004 TOTAL (6)	INCR/DECR (7)	2004-2005 TOTAL (8)
53 6890 OTHER EDUCATIONAL AWARDS	12,800	12,800	12,800	0	12,800	0	12,800
53 6902 STATE INCENTIVE GRANT	1,825,288	0	0	0	0	0	0
53 6905 GROUP HOME FOR MR	578,532	578,532	578,532	0	578,532	0	578,532
53 6906 COMM ALCOHOLISM PROG.	25,391	35,918	35,918	0	35,918	0	35,918
53 6907 RES AND EVAL PROJECTS	0	9,502	4,502	0	4,502	0	4,502
53 6908 PRIOR YEAR PAYMENT	1,990,515	0	0	0	0	0	0
53 6911 CHILD SA PREVENTION	0	2,243,232	2,243,232	0	2,243,232	0	2,243,232
53 6913 UCR HIV	0	556,085	556,085	0	556,085	0	556,085
53 6919 ADULT HOMELESS - BG	377,163	425,500	425,500	0	425,500	0	425,500
53 6923 YOUTH HOMELESS - BG	57,819	112,500	112,500	0	112,500	0	112,500
53 6927 APARTMENT LIVING FOR MR	20,542	20,542	20,542	0	20,542	0	20,542
53 6930 AT-RISK-CHILDREN	24,045,993	48,030,876	48,030,876	0	48,030,876	0	48,030,876
53 6932 DEINSTITUTIONALIZATION	15,474	15,474	15,474	0	15,474	0	15,474
53 6941 MULTIDISCIPLINARY EVAL	36,380	36,448	36,448	0	36,448	0	36,448
53 6945 UCR SERVICES-TO CHILDREN	35,520,472	35,517,838	35,517,838	0	35,517,838	0	35,517,838
53 6948 EARLY INTERVENTION - MR	18,147,491	18,325,229	18,325,229	0	18,325,229	0	18,325,229
53 6949 UCR SERVICE TO ADULTS	143,167,448	144,106,670	144,106,670	0	144,106,670	0	144,106,670
53 6950 DOMICILIARY CARE	1,874,999	1,875,000	1,875,000	0	1,875,000	0	1,875,000
53 6952 SVC TO IV DRUG ABUSERS	3,339,610	2,296,575	2,296,575	0	2,296,575	0	2,296,575
53 6962 IV DRUG SER. NON-UCR	890,277	1,514,531	1,514,531	0	1,514,531	0	1,514,531
53 6963 NON-UCR SAFE-DRUGFREE SC	142,936	142,936	142,936	0	142,936	0	142,936
53 6964 NON-UCR EHA	268,059	325,978	325,978	0	325,978	0	325,978
53 6965 GOV.20% SAFE-DRUGFREE SC	1,213,353	1,225,730	1,225,730	0	1,225,730	0	1,225,730
53 6966 NON-UCR WOMEN'S TRMT.	4,397,083	5,324,672	5,324,672	-1,000,000	4,324,672	-1,000,000	4,324,672
53 6968 CONTRACTS - MHDDSAS	11,842,718	8,819,038	8,871,260	0	8,871,260	0	8,871,260
53 6969 MAJORS	0	2,878,301	2,878,301	0	2,878,301	0	2,878,301
53 6974 NON-UCR CHILD	7,655,225	4,972,404	4,972,404	-280,000	4,692,404	-280,000	4,692,404
53 6975 NON-UCR ADULT	6,898,492	5,696,773	5,696,773	-500,000	5,196,773	-500,000	5,196,773
53 6976 WOMEN'S ALT. TRMT.	6,911,498	7,140,984	7,140,984	0	7,140,984	0	7,140,984
53 6977 TRAINING	118,086	212,214	213,214	0	213,214	0	213,214
53 6979 MR/MI	68,974,191	78,865,630	78,865,630	0	78,865,630	0	78,865,630
53 6986 FOCUS ON FAMILIES	618,156	0	0	0	0	0	0
53 6989 NON-UCR FIRST IN FAM	1,166,683	1,374,000	1,374,000	0	1,374,000	0	1,374,000
53 6990 TXT ACCT SAFE COMMUNITY	4,969,967	5,471,847	5,471,847	0	5,471,847	0	5,471,847
53 6991 GUARDIANSHIP EVAL - MR	349,789	349,789	349,789	0	349,789	0	349,789
53 6992 UNITED CEREBAL PALSY	1,231,082	1,231,082	1,231,082	0	1,231,082	0	1,231,082
53 6993 DD SERVICE FUNDS	1,382,827	1,382,827	1,382,827	0	1,382,827	0	1,382,827

SUMMARY BY ACCOUNT

4460 -

14460 DHHS - Div Mental Health/Develop.Disab./Sub.Abuse

DESCRIPTION (1)	2001-2002 ACTUAL (2)	CERTIFIED (3)	2002-2003 AUTHORIZED (4)	INCR/DECR (5)	2003-2004 TOTAL (6)	INCR/DECR (7)	2004-2005 TOTAL (8)
53 6994 DD TRAUMATIC BRAIN INJUR	1,075,847	1,370,602	1,370,602	0	1,370,602	0	1,370,602
53 6995 NON-UCR OTHER	12,845,317	12,257,209	12,257,209	0	12,257,209	0	12,257,209
53 6996 CRISIS SERVICES	645,880	797,397	797,397	0	797,397	0	797,397
53 6997 AUTISM SOCIETY OF NC	2,354,140	2,842,960	2,842,960	0	2,842,960	0	2,842,960
TOTAL AID & PUBLIC ASSISTANCE	366,987,523	398,395,625	398,443,847	-1,780,000	396,663,847	-1,780,000	396,663,847
53 7107 RESERVE-FACILITY MODIFI.	0	14,052	14,052	0	14,052	0	14,052
53 7109 RESERVE FOR EQUIPMENT	0	205,086	205,086	-205,086	0	-205,086	0
53 7116 CHILD MH TREATMENT RESER	0	1,902,003	1,902,003	0	1,902,003	0	1,902,003
53 7135 UNCOMMITTED MEDCAID TXIX	0	4,027	4,027	0	4,027	0	4,027
53 715B UNCOMMITTED SAPTBG	0	24,575	24,575	0	24,575	0	24,575
53 7153 RES. RPLC. SPECIAL EQUIP	0	0	0	1,963,349	1,963,349	1,817,845	1,817,845
53 716C UNCOMMITTED MEDICAID A&T	0	568,301	568,301	0	568,301	0	568,301
53 7170 REDISTRIBUTED COST	-2	0	0	0	0	0	0
53 7196 RESERVE FOR SAPT-BG	0	2,800,085	2,800,085	0	2,800,085	0	2,800,085
TOTAL RESERVES	-2	5,518,129	5,518,129	1,758,263	7,276,392	1,612,759	7,130,888
53 8010 DEPENDENT CARE-OP TFR	131,837	0	0	0	0	0	0
53 81D1 TRANSFER TO DHHS	10,083,765	38,985	38,985	0	38,985	0	38,985
53 81J1 TRANS TO B/C 14440 DSS	500,000	0	0	0	0	0	0
53 81K1 TRANS TO B/C 14445 DMA	157,916,552	1,120,966	1,120,966	0	1,120,966	0	1,120,966
53 81N1 TRANS TO 14480 DVR	4,045,066	0	0	0	0	0	0
53 81P1 TRF TO B/C 14460 DMH	3,605,646	110,238	110,238	0	110,238	0	110,238
53 8101 TFR. TO DOA	0	200,000	200,000	0	200,000	0	200,000
53 819A TFR. TO DOA	12,000	0	0	0	0	0	0
53 8980 TFR TO SUBSEQUENT FY	6,212,244	0	0	0	0	0	0
TOTAL INTRAGOVERNMENTAL TRANSACT	182,507,110	1,470,189	1,470,189	0	1,470,189	0	1,470,189
TOTAL REQUIREMENTS	1109,106,829	967,542,951	966,861,784	11,142,682	978,004,466	14,344,340	981,206,124



SUMMARY BY ACCOUNT

4460 -  
14460 DHHS - Div Mental Health/Develop.Disab./Sub.Abuse

DESCRIPTION (1)	2001-2002 ACTUAL (2)	CERTIFIED (3)	2002-2003 AUTHORIZED (4)	INCR/DECR (5)	2003-2004 TOTAL (6)	INCR/DECR (7)	2004-2005 TOTAL (8)
ESTIMATED RECEIPTS							
43 2131 EMPLOYEE PAID LAB WORK	31	0	0	0	0	0	0
43 2176 SA DATA COLLECTION CONT	0	6,026	6,026	0	6,026	0	6,026
43 2274 PITT COUNTY MENTAL HEALT	63,920	85,000	85,000	0	85,000	0	85,000
43 2302 COMM COL/TECH INST	400	0	0	0	0	0	0
43 2305 10% MIXED BEVERAGE TAX	882,688	712,638	712,638	0	712,638	0	712,638
43 2306 DWI PAYMENTS	26,092	16,219	16,219	0	16,219	0	16,219
43 2307 DES FEES	4,289	20,772	20,772	0	20,772	0	20,772
43 25J3 CHATS - CCPS	142,966	0	0	0	0	0	0
43 25XA TRANSFER FROM CCPS-FLOYD	28,483	0	0	0	0	0	0
43 25XF CCPS/FEMA FLOYD CRISIS C	7,563	0	0	0	0	0	0
43 2505 SCHOOL LUNCH DPI	16,506	0	0	0	0	0	0
43 2565 SCHOOL LUNCH PROGRAM	29,189	17,806	17,806	13,050	30,856	13,050	30,856
43 2566 EXCESS RECEIPTS IVE TRAI	49	0	0	0	0	0	0
43 2996 PROVIDER MATCH	460,473	0	0	0	0	0	0
43 3110 INT/DIV INC INVST-PROGRM	229	0	0	0	0	0	0
43 4131 TELEPHONE/TELECOM SVC	13,912	4,259	4,259	-250	4,009	-250	4,009
43 4133 POSTGE/FRGHT & DELIV SVC	1,175	0	0	0	0	0	0
43 4134 PRINT, BIND & DUPLIC SVC	2,853	3,388	3,388	-1,000	2,388	-1,000	2,388
43 4140 MAINTENANCE & REPAIR SVC	1,471	2,200	2,200	0	2,200	0	2,200
43 4150 FOOD & VENDING SVC	373,998	352,565	352,565	1,906	354,471	1,906	354,471
43 4160 PROFESSIONAL SERVICES	41,750	62,276	62,276	0	62,276	0	62,276
43 4170 UTILITY SALES & SERVICES	31,775	37,091	37,091	0	37,091	0	37,091
43 4190 OTHER SALES & SERVICES	11,016	2,312,115	2,312,115	-2,307,484	4,631	-2,307,484	4,631
43 4200 HOSPITAL & MEDICAL SALES	34,721,924	36,044,951	36,044,951	-1,816,115	34,228,836	-1,816,115	34,228,836
43 4310 SALE OF PUBLICATIONS	14,927	3,219	3,219	0	3,219	0	3,219
43 4320 SALE OF SURPLUS PROPERTY	93,659	91,299	91,299	-1,226	90,073	-11,226	80,073
43 4390 OTH SALES OF GDS OR PUBL	4,649	38,219	38,219	-2,500	35,719	-2,500	35,719
43 4410 RENTAL OF REAL PROPERTY	211,813	192,480	192,480	-600	191,880	-600	191,880
43 4430 RENTAL PARKING LOTS	1,500	0	0	1,500	1,500	1,500	1,500
43 5100 BUSINESS LICENSE FEES	345,315	307,990	307,990	0	307,990	0	307,990
43 5500 FINES,PENAL, ASSESS FEE	50	0	0	0	0	0	0
43 5600 REGISTRATION FEES	27,825	0	0	0	0	0	0
43 5900 OTHER LIC,FEES/PERMITS	181,779	390,721	390,721	0	390,721	0	390,721
43 7113 INSURANCE RECOVERIES	4,176	0	0	0	0	0	0

SUMMARY BY ACCOUNT

4460 -

14460 DHHS - Div Mental Health/Develop.Disab./Sub.Abuse

DESCRIPTION (1)	2001-2002 ACTUAL (2)	CERTIFIED (3)	2002-2003 AUTHORIZED (4)	INCR/DECR (5)	2003-2004 TOTAL (6)	INCR/DECR (7)	2004-2005 TOTAL (8)
43 7122 ACCTS REV INTEREST	2,377	0	0	0	0	0	0
43 7123 ACCTS REC PENALTY	178	0	0	0	0	0	0
43 7300 INDIRECT(OVERHD) COST RE	0	8,866	8,866	0	8,866	0	8,866
43 7990 OTHER MISC REV-PROGRAM	6,791,747	262,371	262,371	0	262,371	0	262,371
43 7992 PETTY/IMPREST CASH	43,249	43,624	43,624	0	43,624	0	43,624
43 7994 RETURNED CHECK FEE	170	0	0	0	0	0	0
43 8042 STATE HLTH PLAN RESERVE	539,530	0	0	0	0	0	0
43 81C1 TRANS FROM 14430 DPH	12,698,276	12,698,276	12,698,276	0	12,698,276	0	12,698,276
43 81J1 TRANS FROM 14440 DSS	313,935	313,935	313,935	0	313,935	0	313,935
43 81P1 TRANSFER FROM FUND 1993	3,605,646	110,238	110,238	0	110,238	0	110,238
43 81P5 TRANSFER FROM 64460	92,309	0	0	0	0	0	0
43 81X4 TRANSFER FROM B/C 74464	392,511	0	0	0	0	0	0
43 8105 SCHOOL LUNCH PROGRAM	0	18,278	18,278	0	18,278	0	18,278
43 8118 REIM MTR FLEET MGMT	0	13,879	13,879	0	13,879	0	13,879
43 813E TRANSFER FROM B/C 54465	7,203	7,203	7,203	0	7,203	0	7,203
43 819C TFR B/C 14500 CORR	22,825	21,275	21,275	-5,979	15,296	-5,979	15,296
43 819J FEMA GRANT	45,777	0	0	0	0	0	0
53 8210 REIM-EMPLOYEES ON LOAN	32,750	32,720	32,720	0	32,720	0	32,720
53 8220 REIMB-DUAL EMPLOYEE PAYM	559,907	484,576	484,576	0	484,576	0	484,576
53 8301 UTILITY SALES & SERVICE	1,116,227	1,740,415	1,740,415	27,061	1,767,476	27,061	1,767,476
53 8302 WATER	52,957	68,000	68,000	0	68,000	0	68,000
53 8304 REIMB - OFFICE SUPPLIES	5,746	3,843	3,843	0	3,843	0	3,843
53 8305 REIMB - REPAIRS	31,675	33,397	33,397	0	33,397	0	33,397
53 8306 REIMB - GARBAGE SERVICE	16,847	17,203	17,203	0	17,203	0	17,203
53 8308 REIMB - TELEPHONE	161,494	247,288	247,288	-700	246,588	-700	246,588
53 8309 REIMB - FOOD SERVICES	506,063	599,833	599,833	0	599,833	0	599,833
53 8310 REIMB - OTHER DIETARY	783	4,049	4,049	0	4,049	0	4,049
53 8311 REIMB - MEDICAL SUPPLIES	1,433	7,975	7,975	0	7,975	0	7,975
53 8312 REIMB - RAW FOOD	307,706	737,481	1,885	0	1,885	0	1,885
53 8316 REIMB JANITORIAL SUPPLIE	15,802	20,126	20,126	0	20,126	0	20,126
53 8317 PROFESSIONAL SERVICES	363,367	420,931	420,931	0	420,931	0	420,931
53 8318 REIMB-AUTOMOTIVE	155,435	171,819	171,819	-1,695	170,124	-1,695	170,124
53 8319 REIMB-DRUGS	257,783	261,578	261,578	0	261,578	0	261,578
53 8320 REFUND PR YR EXP	52,012	0	0	0	0	0	0
53 8321 PRIOR YEAR COLLECTIONS	39	0	0	0	0	0	0
53 8330 MEDICARE TXVIII CU YR	0	181,245	181,245	-181,245	0	-181,245	0
53 8332 MEDICAID SNF CUR YEAR	6,850,123	8,839,420	8,839,420	-1,709,886	7,129,534	-1,709,886	7,129,534

SUMMARY BY ACCOUNT

4460 -

14460 DHHS - Div Mental Health/Develop.Disab./Sub.Abuse

DESCRIPTION (1)	2001-2002 ACTUAL (2)	CERTIFIED (3)	2002-2003 AUTHORIZED (4)	INCR/DECR (5)	2003-2004 TOTAL (6)	INCR/DECR (7)	2004-2005 TOTAL (8)
53 8333 MEDICAID SNF PR YR	25,557	0	0	0	0	0	0
53 8335 MEDICAID - TXIX CU YR	11,818,905	19,536,402	19,543,642	-7,443,430	12,100,212	-7,443,430	12,100,212
53 8336 MEDICAID TXIX PR YR	95,122	0	0	0	0	0	0
53 8337 MEDICAID - ICF CU YR	25,169,418	23,697,361	23,791,606	707,170	24,498,776	707,170	24,498,776
53 8338 MEDICAID ICF PR YR	25,685	0	0	0	0	0	0
53 8339 MEDICAID - ICF MR CU YR	217,567,673	207,521,671	207,738,107	6,785,296	214,523,403	6,785,296	214,523,403
53 8340 MEDICAID ICF MR PR YR	3,402,562	0	0	0	0	0	0
53 8341 MEDICAID PR YR RECOUP	214,298	0	0	0	0	0	0
53 8342 MEDICAID OUTPATIENT	4,084	0	0	0	0	0	0
53 8343 MEDICAID B M/S CY	-41	0	0	0	0	0	0
53 8353 MEDICAID SNF LOW LEVEL	2,545,266	2,810,501	2,810,501	-265,237	2,545,264	-265,237	2,545,264
53 8354 MEDICAID ICF LOW LEVEL	3,495,663	4,619,335	4,619,335	-1,123,674	3,495,661	-1,123,674	3,495,661
53 8358 CAP-MR MEDICAID	86,770	16,520	16,520	0	16,520	0	16,520
53 8363 MEDICAID PART B - CU YR	4,806	159,701	159,701	-154,898	4,803	-154,898	4,803
53 8366 MEDICAID DISP SHARE	157,600,940	0	0	0	0	0	0
53 8397 TSR REFUND	3,381,172	0	0	0	0	0	0
53 8398 MEDICARE/MEDICAID REFUND	-2,564,974	0	0	0	0	0	0
53 88A5 MH CARE GRANT	80,455	1,331	1,331	0	1,331	0	1,331
53 88B5 UNDERAGE DRINKING LAW 00	323,102	0	0	0	0	0	0
53 88B7 OLMSTEAD	20,363	0	0	0	0	0	0
53 88CB WIC NUTRITION	2,451	0	0	0	0	0	0
53 88CM STATE CARDIOVAS HLT PROG	136	0	0	0	0	0	0
53 88XR FEMA/FLOYD CRISIS COUN R	-265,285	0	0	0	0	0	0
53 881A REHAB SVCS. BASIC SUPP.	2,815	3,466	3,466	0	3,466	0	3,466
53 881K NC SYSTEM OF CARE NETWOR	1,513,244	1,843,533	1,843,533	0	1,843,533	0	1,843,533
53 882K UNDERAGE DRINKING-DISCRE	216,064	334,200	334,200	0	334,200	0	334,200
53 883B MEDICARE-FFP	43,357	71,435	71,435	0	71,435	0	71,435
53 883C CLIA	4,040	9,092	9,092	0	9,092	0	9,092
53 883K NEW HORIZONS FOR 1ST FAM	139,461	0	0	0	0	0	0
53 884B TITLE III B-FFP 75%	2,779	6,312	6,312	0	6,312	0	6,312
53 884F OMBUDSMAN E-FFP 85%	6,979	1,257	1,257	0	1,257	0	1,257
53 885A COMMUNITY MH BG	9,700,241	10,245,300	10,245,300	0	10,245,300	0	10,245,300
53 885B SAPT BLOCK GRANT	34,904,444	38,934,659	38,934,659	0	38,934,659	0	38,934,659
53 885C EHA GRANT	6,126,259	6,360,057	6,360,057	0	6,360,057	0	6,360,057
53 885E GOVERNOR'S 30% FFY 1996	2,017,523	2,387,648	2,387,648	0	2,387,648	0	2,387,648
53 885F PATH-GRANT FOR HOMELESS	384,310	538,000	538,000	0	538,000	0	538,000
53 885I CCP-SIG	2,441,271	0	0	0	0	0	0

SUMMARY BY ACCOUNT

4460 -

14460 DHHS - Div Mental Health/Develop.Disab./Sub.Abuse

DESCRIPTION (1)	2001-2002 ACTUAL (2)	CERTIFIED (3)	2002-2003 AUTHORIZED (4)	INCR/DECR (5)	2003-2004 TOTAL (6)	INCR/DECR (7)	2004-2005 TOTAL (8)
53 885K ACCESS GRANT FFY 1995	199,411	0	0	0	0	0	0
53 885N SHELTER + CARE	152,292	152,292	152,292	0	152,292	0	152,292
53 885T ST DEMAND PREVENT SVCS	23,023	0	0	0	0	0	0
53 885U DEMAND/NEED ASSESSMENT	251,504	0	0	0	0	0	0
53 885W NC FACES	1,572,983	1,852,926	1,852,926	0	1,852,926	0	1,852,926
53 885X TBI PROJECT ACCESS	88,595	0	0	0	0	0	0
53 885Y DASIS CONTRACT	107,504	92,972	92,972	0	92,972	0	92,972
53 885Z CUD GRANT	-57,594	0	0	0	0	0	0
53 886A HLTH STAND QUALITY BUREA	62,349	280,259	280,259	0	280,259	0	280,259
53 886C MEDICAID ADMIN. & TRNG.	3,914,969	4,013,379	4,013,379	0	4,013,379	0	4,013,379
53 886K MH DECISION SUPPORT	2,927	0	0	0	0	0	0
53 887E CHILD SUPPORT ENF.	19,990	33,047	33,047	0	33,047	0	33,047
53 887F CHILD WELFARE SERVICES	2,444	3,814	3,814	0	3,814	0	3,814
53 887G CWS FAMILY PRESERVATION	112,764	330,000	330,000	0	330,000	0	330,000
53 887J REFUGEE CASH & MED.	1,025	1,557	1,557	0	1,557	0	1,557
53 887K IV-E FOSTER CARE ASSIST.	-10,199	5,614	5,614	0	5,614	0	5,614
53 887L IV-E ADOPTION ASSISTANCE	1,008	926	926	0	926	0	926
53 887M DISABILITY DETERM.- SSA	1,915	1,648	1,648	0	1,648	0	1,648
53 887P LOW INC. ENERGY ASSIST.	2,421	7,116	7,116	0	7,116	0	7,116
53 887Q SOCIAL SVCS. BLOCK GRNT	8,863,628	8,598,439	8,598,439	0	8,598,439	0	8,598,439
53 888B JOB CORP	0	4,142	4,142	0	4,142	0	4,142
53 888C FOOD STAMPS - USDA	25,599	32,902	32,902	0	32,902	0	32,902
53 888K TANF	7,774,627	1,875,142	1,875,142	0	1,875,142	0	1,875,142
53 889A SEC 110-BASIC SUPP PROG	150,373	149,913	149,913	0	149,913	0	149,913
53 889B CLIENT ASSISTANCE PROGM	7,970	8,830	8,830	0	8,830	0	8,830
43 8980 PRIOR FIS YEAR TRANS	10,013,244	12,353	12,353	0	12,353	0	12,353
-----							
TOTAL RECEIPTS	586,614,014	404,626,130	404,208,455	-7,479,936	396,728,519	-7,489,936	396,718,519
-----							
NET APPROPRIATION	522,492,815	562,916,821	562,653,329	18,622,618	581,275,947	21,834,276	584,487,605

POSITION COUNTS  
SUMMARY BY FUND

4460 -  
14460 DHHS - Div Mental Health/Develop.Disab./Sub.Abuse

DESCRIPTION (1)	2001-2002 ACTUAL (2)	CERTIFIED (3)	2002-2003 AUTHORIZED (4)	INCR/DECR (5)	2003-2004 TOTAL (6)	INCR/DECR (7)	2004-2005 TOTAL (8)
REQUIREMENTS							
1110 GENERAL ADMINISTRATION	99.55	95.15	93.15	.00	93.15	.00	93.15
1210 ADULT MENTAL HEALTH ADM	14.00	13.00	14.00	.00	14.00	.00	14.00
1212 CHILD & FAMILY ADM	26.00	23.00	23.00	.00	23.00	.00	23.00
1216 WHITAKER SCHOOL	116.00	115.00	115.00	.00	115.00	.00	115.00
1217 EASTERN ADOLESCENT TRT.	37.00	37.00	37.00	.00	37.00	.00	37.00
1220 BROUGHTON HOSPITAL	1,304.00	1,294.00	1,282.00	.00	1,282.00	.00	1,282.00
1230 CHERRY HOSPITAL	1,277.58	1,257.58	1,257.58	.00	1,257.58	.00	1,257.58
1240 DOROTHEA DIX HOSPITAL	1,332.37	1,328.37	1,328.37	.00	1,328.37	.00	1,328.37
1250 N.C. SPECIAL CARE CENTER	350.00	349.00	349.00	.00	349.00	.00	349.00
1260 JOHN UMSTEAD HOSPITAL	1,292.67	1,273.67	1,273.67	.00	1,273.67	.00	1,273.67
1261 JOHN UMSTEAD-FED-OTHER	2.00	2.00	2.00	.00	2.00	.00	2.00
1280 WRIGHT SCHOOL - STATE	39.23	39.23	39.23	.00	39.23	.00	39.23
1310 DEV. DIS. ADMINISTRATION	47.00	41.00	41.00	.00	41.00	.00	41.00
1320 BLACK MTN CTR - STATE	442.00	439.00	439.00	.00	439.00	.00	439.00
1330 CASWELL CENTER - STATE	1,708.50	1,703.00	1,703.00	.00	1,703.00	.00	1,703.00
1331 CASWELL - FEDERAL/OTHER	.00	.00	.00	.00	.00	.00	.00
1340 MURDOCH CENTER - STATE	1,674.00	1,668.00	1,668.00	.00	1,668.00	.00	1,668.00
1350 O'BERRY CENTER - STATE	1,013.50	1,014.50	1,013.50	.00	1,013.50	.00	1,013.50
1360 W. CAROLINA CTR. - STATE	1,009.50	995.50	1,007.50	.00	1,007.50	.00	1,007.50
1410 SUBSTANCE ABUSE ADM	40.27	32.00	32.00	.00	32.00	.00	32.00
1420 JFK ADATC - STATE	118.55	115.30	115.30	.00	115.30	.00	115.30
1421 JFK ADATC-FEDERAL/OTHER	11.75	11.75	11.75	.00	11.75	.00	11.75
1440 W.B. JONES ADATC - STATE	120.30	108.30	108.30	.00	108.30	.00	108.30
1441 W.B. JONES ADATC - FED.	9.00	9.00	9.00	.00	9.00	.00	9.00
TOTAL REQUIREMENTS	12,084.77	11,964.35	11,962.35	.00	11,962.35	.00	11,962.35

POSITION COUNTS  
SUMMARY BY ACCOUNT

4460 -

14460 DHHS - Div Mental Health/Develop.Disab./Sub.Abuse

DESCRIPTION (1)	2001-2002 ACTUAL (2)	CERTIFIED (3)	2002-2003 AUTHORIZED (4)	INCR/DECR (5)	2003-2004 TOTAL (6)	INCR/DECR (7)	2004-2005 TOTAL (8)
REQUIREMENTS							
53 1211 SPA-REG SALARIES-APPRO	11,369.33	11,275.58	11,274.58	.00	11,274.58	.00	11,274.58
53 1212 SPA-REG SALARIES-REC	40.75	40.75	40.75	.00	40.75	.00	40.75
53 1213 SPA - REG SAL - UNDESIGN	402.82	380.15	379.15	.00	379.15	.00	379.15
53 1251 SPA-TEACHER SALARY APPRO	271.87	267.87	267.87	.00	267.87	.00	267.87
TOTAL REQUIREMENTS	12,084.77	11,964.35	11,962.35	.00	11,962.35	.00	11,962.35

FUND DETAIL

4460 -  
 14460 DHHS - Div Mental Health/Develop.Disab./Sub.Abuse  
 1110 General Administration

DESCRIPTION (1)	2001-2002 ACTUAL (2)	CERTIFIED (3)	2002-2003 AUTHORIZED (4)	INCR/DECR (5)	2003-2004 TOTAL (6)	INCR/DECR (7)	2004-2005 TOTAL (8)
REQUIREMENTS							
53 1213 SPA - REG SAL - UNDESIGN	4,448,560	4,266,812	4,464,131	0	4,464,131	0	4,464,131
53 1223 SPA TIME LIMITED SAL UN	6,585	0	0	0	0	0	0
53 1313 REG(N S) TEMP WAGES UND	22,012	0	0	0	0	0	0
53 1413 OT PAY-UNDESIGNATED	0	49	49	0	49	0	49
53 1452 DUAL EMPL. WAGES - REC.	12,000	0	0	0	0	0	0
53 1463 EPA&SPA-LONGVTY PAY-UNDE	81,912	49,672	49,672	46,640	96,312	51,194	100,866
53 1513 SOCIAL SEC CONTRIB-UNDES	339,835	328,479	343,574	5,300	348,874	5,648	349,222
53 1523 REG RETIRE CONTRIB-UNDES	224,392	136,499	154,078	-15,897	138,181	-15,759	138,319
53 1563 MED.INSUR.-UNDESIGNATED	235,204	211,999	207,487	68,215	275,702	68,215	275,702
53 1572 UNEMP COMP PAYMNTS TO ES	3,631	3,474	3,474	0	3,474	0	3,474
53 1621 SEVER SLRY CONTINUE-APPR	60,355	0	0	0	0	0	0
53 1625 ST DISABILITY PMT	3,239	2,727	2,727	0	2,727	0	2,727
53 1631 WRKER COMP-MED PAYMENTS	37,244	26,114	26,114	0	26,114	0	26,114
53 1633 WRKER COMP-PERM DIS PAYM	0	44,480	44,480	0	44,480	0	44,480
53 1651 COMPENSATION TO BOARD ME	5,026	0	0	0	0	0	0
<b>TOTAL PERSONAL SERVICES</b>	<b>5,479,995</b>	<b>5,070,305</b>	<b>5,295,786</b>	<b>104,258</b>	<b>5,400,044</b>	<b>109,298</b>	<b>5,405,084</b>
53 2110 LEGAL SERVICES	26,824	76,526	76,526	0	76,526	0	76,526
53 2140 INFORMATN TECHNOLOGY SVC	4,162,465	0	0	5,834,426	5,834,426	5,981,165	5,981,165
53 2170 ADMINISTRATIVE SERVICES	220,697	23,000	23,000	0	23,000	0	23,000
53 2186 SECURITY SERVICE AGREE	3,955	0	0	0	0	0	0
53 2199 OTHER CONTRACT SERVICES	144,239	52,222	0	0	0	0	0
53 2300 REPAIR SERVICES	8,653	3,530	3,530	0	3,530	0	3,530
53 2400 MAINTENANCE AGREEMENTS	26,378	29,121	29,121	3,859	32,980	3,859	32,980
53 2500 RENTALS/LEASES	205,906	137,700	137,700	0	137,700	0	137,700
53 2700 TRAVEL & OTHER EMP. EXP.	128,690	199,129	199,129	0	199,129	0	199,129
53 2800 COMMUNICA. & DATA PROC.	238,768	390,215	390,215	0	390,215	0	390,215
53 2900 OTHER SERVICES	541,123	24,727	24,727	0	24,727	0	24,727
<b>TOTAL PURCHASED SERVICES</b>	<b>5,707,698</b>	<b>936,170</b>	<b>883,948</b>	<b>5,838,285</b>	<b>6,722,233</b>	<b>5,985,024</b>	<b>6,868,972</b>
53 3100 GENERAL ADMIN. SUPPLIES	35,102	120,963	120,963	0	120,963	0	120,963
53 3200 FACILITY & HDWE. SUPPLIE	331	0	0	0	0	0	0
53 3300 VEHICLE/EQUIP. OPER. SUP	0	6,021	6,021	0	6,021	0	6,021
53 3700 RESEARCH/DEV. & ED. SUPP	0	16,721	16,721	0	16,721	0	16,721
53 3900 OTHER MATERIALS & SUPP	0	3,566	3,566	0	3,566	0	3,566
<b>TOTAL SUPPLIES</b>	<b>35,433</b>	<b>147,271</b>	<b>147,271</b>	<b>0</b>	<b>147,271</b>	<b>0</b>	<b>147,271</b>
53 4500 EQUIPMENT	7,713	78,550	78,550	0	78,550	0	78,550

FUND DETAIL

4460 -  
 14460 DHHS - Div Mental Health/Develop.Disab./Sub.Abuse  
 1110 General Administration

DESCRIPTION (1)	2001-2002 ACTUAL (2)	CERTIFIED (3)	2002-2003 AUTHORIZED (4)	INCR/DECR (5)	2003-2004 TOTAL (6)	INCR/DECR (7)	2004-2005 TOTAL (8)
REQUIREMENTS							
53 4600 ART,OTHER ARTIFACTS/LIT	1,589	2,173	2,173	0	2,173	0	2,173
53 4700 INTANGIBLE ASSETS	14,739	25,875	25,875	0	25,875	0	25,875
TOTAL PROPERTY,PLANT & EQUIPMT	24,041	106,598	106,598	0	106,598	0	106,598
53 5100 LEGAL, LICENSE & PERM.CO	401	0	0	0	0	0	0
53 5600 ASSET & OTHER ADJUST.	0	1,599	1,599	0	1,599	0	1,599
53 5800 OTHER ADMIN. EXP.	55,585	34,784	34,784	0	34,784	0	34,784
53 5900 OTHER EXPENSE	0	5,286	5,286	0	5,286	0	5,286
TOTAL OTHER EXPENSES & ADJUSTMEN	55,986	41,669	41,669	0	41,669	0	41,669
53 6907 RES AND EVAL PROJECTS	0	9,502	4,502	0	4,502	0	4,502
53 6968 CONTRACTS - MHDDSAS	0	0	52,222	0	52,222	0	52,222
TOTAL AID & PUBLIC ASSISTANCE	0	9,502	56,724	0	56,724	0	56,724
53 715B UNCOMMITTED SAPTBG	0	24,575	24,575	0	24,575	0	24,575
53 716C UNCOMMITTED MEDICAID A&T	0	223,417	223,417	0	223,417	0	223,417
53 7170 REDISTRIBUTED COST	-2	0	0	0	0	0	0
TOTAL RESERVES	-2	247,992	247,992	0	247,992	0	247,992
53 8010 DEPENDENT CARE-OP TFR	9,553	0	0	0	0	0	0
53 81D1 TRANSFER TO DHHS	3,918,450	38,985	38,985	0	38,985	0	38,985
53 81K1 TRANS TO B/C 14445 DMA	120,960	0	0	0	0	0	0
53 8980 TFR TO SUBSEQUENT FY	326,901	0	0	0	0	0	0
TOTAL INTRAGOVERNMENTAL TRANSACT	4,375,864	38,985	38,985	0	38,985	0	38,985
TOTAL REQUIREMENTS	15,679,015	6,598,492	6,818,973	5,942,543	12,761,516	6,094,322	12,913,295



FUND DETAIL

4460 -  
 14460 DHHS - Div Mental Health/Develop.Disab./Sub.Abuse  
 1110 General Administration

DESCRIPTION (1)	2001-2002 ACTUAL (2)	CERTIFIED (3)	2002-2003 AUTHORIZED (4)	INCR/DECR (5)	2003-2004 TOTAL (6)	INCR/DECR (7)	2004-2005 TOTAL (8)
ESTIMATED RECEIPTS							
43 2176 SA DATA COLLECTION CONT	0	6,026	6,026	0	6,026	0	6,026
43 4190 OTHER SALES & SERVICES	0	1,005	1,005	0	1,005	0	1,005
43 4310 SALE OF PUBLICATIONS	14,782	2,324	2,324	0	2,324	0	2,324
43 4320 SALE OF SURPLUS PROPERTY	1,595	0	0	0	0	0	0
43 5600 REGISTRATION FEES	2,925	0	0	0	0	0	0
43 7300 INDIRECT(OVERHD) COST RE	0	1,599	1,599	0	1,599	0	1,599
43 7994 RETURNED CHECK FEE	25	0	0	0	0	0	0
43 81P1 TRANSFER FROM FUND 1993	3,487,840	67,629	67,629	0	67,629	0	67,629
53 8220 REIMB-DUAL EMPLOYEE PAYM	6,459	0	0	0	0	0	0
53 88A5 MH CARE GRANT	12,479	1,331	1,331	0	1,331	0	1,331
53 881K NC SYSTEM OF CARE NETWOR	57,767	0	0	0	0	0	0
53 885A COMMUNITY MH BG	96,189	5,402	5,402	0	5,402	0	5,402
53 885B SAPT BLOCK GRANT	418,658	51,059	51,059	0	51,059	0	51,059
53 885E GOVERNOR'S 30% FFY 1996	2,221	0	0	0	0	0	0
53 885F PATH-GRANT FOR HOMELESS	592	0	0	0	0	0	0
53 885I CCP-SIG	4,569	0	0	0	0	0	0
53 885N SHELTER + CARE	127	0	0	0	0	0	0
53 885W NC FACES	42,835	0	0	0	0	0	0
53 885Y DASIS CONTRACT	95,925	92,972	92,972	0	92,972	0	92,972
53 886C MEDICAID ADMIN. & TRNG.	1,457,293	1,037,316	1,037,316	0	1,037,316	0	1,037,316
53 886K MH DECISION SUPPORT	9,217	0	0	0	0	0	0
53 887G CWS FAMILY PRESERVATION	281	0	0	0	0	0	0
43 8980 PRIOR FIS YEAR TRANS	1,375,929	0	0	0	0	0	0
-----							
TOTAL RECEIPTS	7,087,708	1,266,663	1,266,663	0	1,266,663	0	1,266,663
-----							
NET APPROPRIATION	8,591,307	5,331,829	5,552,310	5,942,543	11,494,853	6,094,322	11,646,632

FUND DETAIL

4460 -  
 14460 DHHS - Div Mental Health/Develop.Disab./Sub.Abuse  
 1210 Adult Mental Health Administration

DESCRIPTION (1)	2001-2002 ACTUAL (2)	CERTIFIED (3)	2002-2003 AUTHORIZED (4)	INCR/DECR (5)	2003-2004 TOTAL (6)	INCR/DECR (7)	2004-2005 TOTAL (8)
REQUIREMENTS							
53 1213 SPA - REG SAL - UNDESIGN	658,159	724,541	765,555	0	765,555	0	765,555
53 1223 SPA TIME LIMITED SAL UN	45,625	0	0	0	0	0	0
53 1452 DUAL EMPL. WAGES - REC.	2,032	0	0	0	0	0	0
53 1463 EPA&SPA-LONGVTY PAY-UNDE	13,671	30,416	30,416	-12,575	17,841	-11,967	18,449
53 1512 SOCIAL SECURITY-RECEIPT	155	0	0	0	0	0	0
53 1513 SOCIAL SEC CONTRIB-UNDES	52,390	80,592	83,729	-23,799	59,930	-23,753	59,976
53 1523 REG RETIRE CONTRIB-UNDES	36,417	23,990	27,679	-3,942	23,737	-3,942	23,737
53 1563 MED.INSUR.-UNDESIGNATED	37,655	41,086	43,342	-2,280	41,062	-2,280	41,062
53 1631 WRKER COMP-MED PAYMENTS	0	8,788	8,788	0	8,788	0	8,788
53 1651 COMPENSATION TO BOARD ME	375	0	0	0	0	0	0
TOTAL PERSONAL SERVICES	846,479	909,413	959,509	-42,596	916,913	-41,942	917,567
53 2170 ADMINISTRATIVE SERVICES	11,353	0	0	0	0	0	0
53 2185 WASTE REMOVAL/RECY. SERV	80	0	0	0	0	0	0
53 2186 SECURITY SERVICE AGREE	565	0	0	0	0	0	0
53 2191 DUAL EMP PAY TO AGENCY	0	1,000	1,000	0	1,000	0	1,000
53 2199 OTHER CONTRACT SERVICES	443,652	449,753	454,753	0	454,753	0	454,753
53 2300 REPAIR SERVICES	428	1,613	1,613	0	1,613	0	1,613
53 2400 MAINTENANCE AGREEMENTS	2,476	888	888	470	1,358	470	1,358
53 2500 RENTALS/LEASES	40,648	46,531	46,531	0	46,531	0	46,531
53 2700 TRAVEL & OTHER EMP. EXP.	11,195	92,928	92,928	0	92,928	0	92,928
53 2800 COMMUNICA. & DATA PROC.	5,053	36,579	36,579	0	36,579	0	36,579
53 2900 OTHER SERVICES	585	28,318	28,318	0	28,318	0	28,318
TOTAL PURCHASED SERVICES	516,035	657,610	662,610	470	663,080	470	663,080
53 3100 GENERAL ADMIN. SUPPLIES	3,145	11,090	11,090	0	11,090	0	11,090
53 3300 VEHICLE/EQUIP. OPER. SUP	0	429	429	0	429	0	429
53 3900 OTHER MATERIALS & SUPP	0	935	935	0	935	0	935
TOTAL SUPPLIES	3,145	12,454	12,454	0	12,454	0	12,454
53 4500 EQUIPMENT	7,512	29,070	29,070	0	29,070	0	29,070
53 4600 ART,OTHER ARTIFACTS/LIT	248	334	334	0	334	0	334
53 4700 INTANGIBLE ASSETS	13,089	2,215	2,215	0	2,215	0	2,215
TOTAL PROPERTY, PLANT & EQUIPMT	20,849	31,619	31,619	0	31,619	0	31,619
53 5600 ASSET & OTHER ADJUST.	0	5,205	5,205	0	5,205	0	5,205
53 5800 OTHER ADMIN. EXP.	90	9,281	9,281	0	9,281	0	9,281

FUND DETAIL

4460 -  
 14460 DHHS - Div Mental Health/Develop.Disab./Sub.Abuse  
 1210 Adult Mental Health Administration

DESCRIPTION (1)	2001-2002 ACTUAL (2)	CERTIFIED (3)	2002-2003 AUTHORIZED (4)	INCR/DECR (5)	2003-2004 TOTAL (6)	INCR/DECR (7)	2004-2005 TOTAL (8)
REQUIREMENTS							
53 5900 OTHER EXPENSE	0	1,824	1,824	0	1,824	0	1,824
TOTAL OTHER EXPENSES & ADJUSTMEN	90	16,310	16,310	0	16,310	0	16,310
53 6968 CONTRACTS - MHDDSAS	2,052,513	33,299	33,299	0	33,299	0	33,299
TOTAL AID & PUBLIC ASSISTANCE	2,052,513	33,299	33,299	0	33,299	0	33,299
53 7170 REDISTRIBUTED COST	2	0	0	0	0	0	0
TOTAL RESERVES	2	0	0	0	0	0	0
53 8980 TFR TO SUBSEQUENT FY	13,604	0	0	0	0	0	0
TOTAL INTRAGOVERNMENTAL TRANSACT	13,604	0	0	0	0	0	0
TOTAL REQUIREMENTS	3,452,717	1,660,705	1,715,801	-42,126	1,673,675	-41,472	1,674,329
ESTIMATED RECEIPTS							
43 2996 PROVIDER MATCH	399,773	0	0	0	0	0	0
43 7300 INDIRECT(OVERHD) COST RE	0	5,205	5,205	0	5,205	0	5,205
53 8220 REIMB-DUAL EMPLOYEE PAYM	2,187	0	0	0	0	0	0
53 88B7 OLMSTEAD	23,317	0	0	0	0	0	0
53 88XR FEMA/FLOYD CRISIS COUN R	-130	0	0	0	0	0	0
53 881K NC SYSTEM OF CARE NETWOR	-38,218	0	0	0	0	0	0
53 885A COMMUNITY MH BG	693,259	604,960	604,960	0	604,960	0	604,960
53 885N SHELTER + CARE	8,292	8,292	8,292	0	8,292	0	8,292
53 885W NC FACES	0	178,688	178,688	0	178,688	0	178,688
53 886C MEDICAID ADMIN. & TRNG.	156,767	524,975	524,975	0	524,975	0	524,975
53 887K IV-E FOSTER CARE ASSIST.	-12,985	0	0	0	0	0	0
43 8980 PRIOR FIS YEAR TRANS	168,633	0	0	0	0	0	0

FUND DETAIL

4460 -  
 14460 DHHS - Div Mental Health/Develop.Disab./Sub.Abuse  
 1210 Adult Mental Health Administration

DESCRIPTION (1)	2001-2002 ACTUAL (2)	CERTIFIED (3)	2002-2003 AUTHORIZED (4)	INCR/DECR (5)	2003-2004 TOTAL (6)	INCR/DECR (7)	2004-2005 TOTAL (8)
TOTAL RECEIPTS	1,400,895	1,322,120	1,322,120	0	1,322,120	0	1,322,120
-----							
NET APPROPRIATION	2,051,822	338,585	393,681	-42,126	351,555	-41,472	352,209

FUND DETAIL

4460 -  
 14460 DHHS - Div Mental Health/Develop.Disab./Sub.Abuse  
 1212 Child and Family Administration

DESCRIPTION (1)	2001-2002 ACTUAL (2)	CERTIFIED (3)	2002-2003 AUTHORIZED (4)	INCR/DECR (5)	2003-2004 TOTAL (6)	INCR/DECR (7)	2004-2005 TOTAL (8)
REQUIREMENTS							
53 1213 SPA - REG SAL - UNDESIGN	1,085,265	958,641	992,485	0	992,485	0	992,485
53 1463 EPA&SPA-LONGVTY PAY-UNDE	17,494	17,517	17,517	-1,671	15,846	428	17,945
53 1513 SOCIAL SEC CONTRIB-UNDES	84,649	80,438	83,027	-5,890	77,137	-5,729	77,298
53 1523 REG RETIRE CONTRIB-UNDES	55,054	31,567	33,259	-2,707	30,552	-2,643	30,616
53 1563 MED.INSUR.-UNDESIGNATED	65,322	65,203	65,203	2,256	67,459	2,256	67,459
53 1621 SEVER SLRY CONTINUE-APPR	66,414	0	0	0	0	0	0
53 1625 ST DISABILITY PMT	683	0	0	0	0	0	0
TOTAL PERSONAL SERVICES	1,374,881	1,153,366	1,191,491	-8,012	1,183,479	-5,688	1,185,803
53 2110 LEGAL SERVICES	8,181	0	0	0	0	0	0
53 2170 ADMINISTRATIVE SERVICES	6,186	0	0	0	0	0	0
53 2186 SECURITY SERVICE AGREE	1,054	0	0	0	0	0	0
53 2199 OTHER CONTRACT SERVICES	66,780	411,402	411,402	0	411,402	0	411,402
53 2300 REPAIR SERVICES	448	1,420	1,420	0	1,420	0	1,420
53 2400 MAINTENANCE AGREEMENTS	642	1,437	1,437	706	2,143	706	2,143
53 2500 RENTALS/LEASES	100,698	97,711	97,711	0	97,711	0	97,711
53 2700 TRAVEL & OTHER EMP. EXP.	14,697	39,669	39,669	0	39,669	0	39,669
53 2800 COMMUNICA. & DATA PROC.	30,375	27,128	27,128	0	27,128	0	27,128
53 2900 OTHER SERVICES	2,630	2,779	2,779	0	2,779	0	2,779
TOTAL PURCHASED SERVICES	231,691	581,546	581,546	706	582,252	706	582,252
53 3100 GENERAL ADMIN. SUPPLIES	4,380	42,164	42,164	0	42,164	0	42,164
53 3700 RESEARCH/DEV. & ED. SUPP	0	13,173	13,173	0	13,173	0	13,173
53 3900 OTHER MATERIALS & SUPP	0	423	423	0	423	0	423
TOTAL SUPPLIES	4,380	55,760	55,760	0	55,760	0	55,760
53 4500 EQUIPMENT	152	13,240	13,240	0	13,240	0	13,240
53 4600 ART,OTHER ARTIFACTS/LIT	428	65	65	0	65	0	65
53 4700 INTANGIBLE ASSETS	0	2,477	2,477	0	2,477	0	2,477
TOTAL PROPERTY, PLANT & EQUIPMT	580	15,782	15,782	0	15,782	0	15,782
53 5800 OTHER ADMIN. EXP.	500	433	433	0	433	0	433
53 5900 OTHER EXPENSE	0	7	7	0	7	0	7
TOTAL OTHER EXPENSES & ADJUSTMEN	500	440	440	0	440	0	440
53 6968 CONTRACTS - MHDDSAS	511,692	162,718	162,718	0	162,718	0	162,718

FUND DETAIL

4460 -  
 14460 DHHS - Div Mental Health/Develop.Disab./Sub.Abuse  
 1212 Child and Family Administration

DESCRIPTION (1)	2001-2002 ACTUAL (2)	CERTIFIED (3)	2002-2003 AUTHORIZED (4)	INCR/DECR (5)	2003-2004 TOTAL (6)	INCR/DECR (7)	2004-2005 TOTAL (8)
REQUIREMENTS							
TOTAL AID & PUBLIC ASSISTANCE	511,692	162,718	162,718	0	162,718	0	162,718
53 716C UNCOMMITTED MEDICAID A&T	0	128,099	128,099	0	128,099	0	128,099
TOTAL RESERVES	0	128,099	128,099	0	128,099	0	128,099
TOTAL REQUIREMENTS	2,123,724	2,097,711	2,135,836	-7,306	2,128,530	-4,982	2,130,854
ESTIMATED RECEIPTS							
43 81P1 TRANSFER FROM FUND 1993	22,609	22,609	22,609	0	22,609	0	22,609
53 881K NC SYSTEM OF CARE NETWOR	495,311	343,533	343,533	0	343,533	0	343,533
53 885A COMMUNITY MH BG	67,116	178,999	178,999	0	178,999	0	178,999
53 885C EHA GRANT	3,572	0	0	0	0	0	0
53 885E GOVERNOR'S 30% FFY 1996	795	0	0	0	0	0	0
53 885F PATH-GRANT FOR HOMELESS	245	0	0	0	0	0	0
53 885I CCP-SIG	1,560	0	0	0	0	0	0
53 885N SHELTER + CARE	60	0	0	0	0	0	0
53 885W NC FACES	272,900	195,827	195,827	0	195,827	0	195,827
53 886C MEDICAID ADMIN. & TRNG.	299,400	776,048	776,048	0	776,048	0	776,048
53 887G CWS FAMILY PRESERVATION	114	0	0	0	0	0	0
TOTAL RECEIPTS	1,163,682	1,517,016	1,517,016	0	1,517,016	0	1,517,016
NET APPROPRIATION	960,042	580,695	618,820	-7,306	611,514	-4,982	613,838

FUND DETAIL

4460 -  
 14460 DHHS - Div Mental Health/Develop.Disab./Sub.Abuse  
 1216 Whitaker School

DESCRIPTION (1)	2001-2002 ACTUAL (2)	CERTIFIED (3)	2002-2003 AUTHORIZED (4)	INCR/DECR (5)	2003-2004 TOTAL (6)	INCR/DECR (7)	2004-2005 TOTAL (8)
REQUIREMENTS							
53 1211 SPA-REG SALARIES-APPRO	2,607,080	2,853,270	2,853,270	0	2,853,270	0	2,853,270
53 1251 SPA-TEACHER SALARY APPRO	488,930	667,860	637,860	0	637,860	0	637,860
53 1254 SPA TEACHING SUPPLEMENT	22,132	18,468	18,468	0	18,468	0	18,468
53 1311 REG(N S) TEMP WAGES-APPR	0	2,850	2,850	0	2,850	0	2,850
53 1351 STU TEMP WAGES - APPRO	0	1,366	1,366	0	1,366	0	1,366
53 1411 OVERTIME PAY - APPROP	51,180	123,500	123,500	0	123,500	0	123,500
53 1421 HOLIDAY PAY - APPRO	18,208	16,596	16,596	0	16,596	0	16,596
53 1431 SHIFT 10% PREM PAY - APP	95,569	72,776	72,776	0	72,776	0	72,776
53 1441 CALLBK/STBY PREM PAY-APP	19,886	3,891	3,891	0	3,891	0	3,891
53 1461 EPA&SPA-LONGVTY PAY-APPR	33,469	23,193	23,193	10,978	34,171	16,713	39,906
53 1511 SOCIAL SEC CONTRIB-APPRO	250,266	289,141	286,846	1,158	288,004	1,597	288,443
53 1521 RETIRE CONTRIB-APPR	167,054	113,612	111,473	2,600	114,073	2,773	114,246
53 1561 MEDICAL INSURANCE-APPRO	270,549	337,707	337,707	-412	337,295	-412	337,295
53 1631 WRKER COMP-MED PAYMENTS	102,535	37,251	37,251	0	37,251	0	37,251
53 1632 WRKER COMP-TEMP DIS PAYM	0	8,736	8,736	0	8,736	0	8,736
TOTAL PERSONAL SERVICES	4,126,858	4,570,217	4,535,783	14,324	4,550,107	20,671	4,556,454
53 2131 HOSPITAL PROVIDED MED SER	29,599	27,789	27,789	1,112	28,901	2,306	30,095
53 2132 OTHER PROVIDED MED SER	39,069	23,965	23,965	1,078	25,043	2,205	26,170
53 2170 ADMINISTRATIVE SERVICES	6,521	0	0	0	0	0	0
53 2182 LAUNDRY SER AGREEMENT	342	1,000	1,000	0	1,000	0	1,000
53 2185 WASTE REMOVAL/RECY. SERV	4,169	3,892	3,892	0	3,892	0	3,892
53 2191 DUAL EMP PAY TO AGENCY	88,686	16,936	16,936	0	16,936	0	16,936
53 2199 OTHER CONTRACT SERVICES	16,053	29,295	29,295	0	29,295	0	29,295
53 2200 UTILITY/ENERGY SERVICES	78,573	82,494	82,494	2,270	84,764	4,622	87,116
53 2300 REPAIR SERVICES	1,967	8,749	8,749	0	8,749	0	8,749
53 2400 MAINTENANCE AGREEMENTS	2,207	2,953	2,953	1,717	4,670	0	2,953
53 2500 RENTALS/LEASES	52,645	47,779	47,779	0	47,779	0	47,779
53 2700 TRAVEL & OTHER EMP. EXP.	15,274	21,322	21,322	0	21,322	0	21,322
53 2800 COMMUNICA. & DATA PROC.	30,358	38,596	38,596	0	38,596	0	38,596
53 2900 OTHER SERVICES	10,754	19,991	19,991	0	19,991	0	19,991
TOTAL PURCHASED SERVICES	376,217	324,761	324,761	6,177	330,938	9,133	333,894
53 3100 GENERAL ADMIN. SUPPLIES	16,637	28,775	28,775	0	28,775	0	28,775
53 3200 FACILITY & HDWE. SUPPLIE	22,197	27,707	27,707	0	27,707	0	27,707
53 3300 VEHICLE/EQUIP. OPER. SUP	2,156	2,708	2,708	0	2,708	0	2,708
53 3400 FOOD & DIETARY SUPPLIES	98,331	99,343	99,343	1,987	101,330	4,669	104,012
53 3500 CLOTHING & RECREAT. SUPP	15,651	17,871	17,871	0	17,871	0	17,871
53 3600 DRUGS/PHARMACEU. SUPP.	24,390	22,212	22,212	1,509	23,721	3,078	25,290

FUND DETAIL

4460 -  
 14460 DHHS - Div Mental Health/Develop.Disab./Sub.Abuse  
 1216 Whitaker School

DESCRIPTION (1)	2001-2002 ACTUAL (2)	CERTIFIED (3)	2002-2003 AUTHORIZED (4)	INCR/DECR (5)	2003-2004 TOTAL (6)	INCR/DECR (7)	2004-2005 TOTAL (8)
REQUIREMENTS							
53 3700 RESEARCH/DEV. & ED. SUPP	8,371	12,404	12,404	496	12,900	1,017	13,421
53 3900 OTHER MATERIALS & SUPP	6,675	5,737	5,737	0	5,737	0	5,737
TOTAL SUPPLIES	194,408	216,757	216,757	3,992	220,749	8,764	225,521
53 4500 EQUIPMENT	8,935	9,359	9,359	0	9,359	0	9,359
53 4700 INTANGIBLE ASSETS	0	2,000	2,000	0	2,000	0	2,000
TOTAL PROPERTY, PLANT & EQUIPMT	8,935	11,359	11,359	0	11,359	0	11,359
53 5100 LEGAL, LICENSE & PERM.CO	4,657	0	0	0	0	0	0
53 5800 OTHER ADMIN. EXP.	13,804	13,016	13,016	0	13,016	0	13,016
53 5900 OTHER EXPENSE	6,396	6,798	6,798	0	6,798	0	6,798
TOTAL OTHER EXPENSES & ADJUSTMEN	24,857	19,814	19,814	0	19,814	0	19,814
53 7107 RESERVE-FACILITY MODIFI.	0	14,052	14,052	0	14,052	0	14,052
TOTAL RESERVES	0	14,052	14,052	0	14,052	0	14,052
53 8010 DEPENDENT CARE-OP TFR	1,439	0	0	0	0	0	0
53 8980 TFR TO SUBSEQUENT FY	44,000	0	0	0	0	0	0
TOTAL INTRAGOVERNMENTAL TRANSACT	45,439	0	0	0	0	0	0
TOTAL REQUIREMENTS	4,776,714	5,156,960	5,122,526	24,493	5,147,019	38,568	5,161,094
ESTIMATED RECEIPTS							
43 4200 HOSPITAL & MEDICAL SALES	0	53,511	53,511	0	53,511	0	53,511
43 4320 SALE OF SURPLUS PROPERTY	306	0	0	0	0	0	0
43 5900 OTHER LIC, FEES/PERMITS	48	0	0	0	0	0	0
43 7992 PETTY/IMPREST CASH	6,000	6,000	6,000	0	6,000	0	6,000



FUND DETAIL

4460 -  
 14460 DHHS - Div Mental Health/Develop.Disab./Sub.Abuse  
 1216 Whitaker School

DESCRIPTION (1)	2001-2002 ACTUAL (2)	CERTIFIED (3)	2002-2003 AUTHORIZED (4)	INCR/DECR (5)	2003-2004 TOTAL (6)	INCR/DECR (7)	2004-2005 TOTAL (8)
-----							
TOTAL RECEIPTS	6,354	59,511	59,511	0	59,511	0	59,511
-----							
NET APPROPRIATION	4,770,360	5,097,449	5,063,015	24,493	5,087,508	38,568	5,101,583

FUND DETAIL

4460 -  
 14460 DHHS - Div Mental Health/Develop.Disab./Sub.Abuse  
 1217 Eastern Adolescent Treatment Program

DESCRIPTION (1)	2001-2002 ACTUAL (2)	CERTIFIED (3)	2002-2003 AUTHORIZED (4)	INCR/DECR (5)	2003-2004 TOTAL (6)	INCR/DECR (7)	2004-2005 TOTAL (8)
REQUIREMENTS							
53 1211 SPA-REG SALARIES-APPRO	790,916	966,686	966,686	0	966,686	0	966,686
53 1251 SPA-TEACHER SALARY APPRO	111,183	122,496	122,496	0	122,496	0	122,496
53 1254 SPA TEACHING SUPPLEMENT	5,470	5,993	5,993	0	5,993	0	5,993
53 1311 REG(N S) TEMP WAGES-APPR	0	1,064	1,064	0	1,064	0	1,064
53 1411 OVERTIME PAY - APPROP	23,136	3,559	3,559	0	3,559	0	3,559
53 1421 HOLIDAY PAY - APPRO	7,556	7,080	7,080	0	7,080	0	7,080
53 1431 SHIFT 10% PREM PAY - APP	30,564	29,897	29,897	0	29,897	0	29,897
53 1441 CALLBK/STBY PREM PAY-APP	400	0	0	0	0	0	0
53 1461 EPA&SPA-LONGVTY PAY-APPR	10,330	6,208	6,208	4,101	10,309	5,016	11,224
53 1511 SOCIAL SEC CONTRIB-APPRO	73,306	87,441	87,441	314	87,755	384	87,825
53 1521 RETIRE CONTRIB-APPR	49,015	34,601	34,601	123	34,724	151	34,752
53 1561 MEDICAL INSURANCE-APPRO	91,003	106,785	106,785	1,736	108,521	1,736	108,521
53 1625 ST DISABILITY PMT	15,888	0	0	0	0	0	0
53 1631 WRKER COMP-MED PAYMENTS	2,713	1,861	1,861	0	1,861	0	1,861
53 1632 WRKER COMP-TEMP DIS PAYM	457	0	0	0	0	0	0
TOTAL PERSONAL SERVICES	1,211,937	1,373,671	1,373,671	6,274	1,379,945	7,287	1,380,958
53 2110 LEGAL SERVICES	120	0	0	0	0	0	0
53 2131 HOSPITAL PROVIDED MED SER	827	3,000	3,000	120	3,120	249	3,249
53 2132 OTHER PROVIDED MED SER	17,026	58,505	58,505	0	58,505	0	58,505
53 2182 LAUNDRY SER AGREEMENT	1,280	2,733	2,733	0	2,733	0	2,733
53 2191 DUAL EMP PAY TO AGENCY	1,271	0	0	0	0	0	0
53 2199 OTHER CONTRACT SERVICES	5,767	9,617	9,617	0	9,617	0	9,617
53 2200 UTILITY/ENERGY SERVICES	29,209	28,346	29,209	801	30,010	1,633	30,842
53 2300 REPAIR SERVICES	6,001	8,628	7,765	0	7,765	0	7,765
53 2400 MAINTENANCE AGREEMENTS	2,629	1,921	1,921	0	1,921	0	1,921
53 2500 RENTALS/LEASES	9,776	8,247	8,247	0	8,247	0	8,247
53 2700 TRAVEL & OTHER EMP. EXP.	1,234	2,435	2,435	0	2,435	0	2,435
53 2800 COMMUNICA. & DATA PROC.	4,929	12,325	12,325	0	12,325	0	12,325
53 2900 OTHER SERVICES	546	3,334	3,334	0	3,334	0	3,334
TOTAL PURCHASED SERVICES	80,615	139,091	139,091	921	140,012	1,882	140,973
53 3100 GENERAL ADMIN. SUPPLIES	3,308	10,160	7,183	0	7,183	0	7,183
53 3200 FACILITY & HDWE. SUPPLIE	51,280	7,842	7,842	0	7,842	0	7,842
53 3300 VEHICLE/EQUIP. OPER. SUP	392	0	0	0	0	0	0
53 3400 FOOD & DIETARY SUPPLIES	21,037	18,060	21,037	412	21,449	968	22,005
53 3500 CLOTHING & RECREAT. SUPP	626	0	0	0	0	0	0
53 3600 DRUGS/PHARMACEU. SUPP.	37,712	34,257	37,712	2,829	40,541	5,842	43,554
53 3700 RESEARCH/DEV. & ED. SUPP	2,307	13,432	13,432	0	13,432	0	13,432

FUND DETAIL

4460 -  
 14460 DHHS - Div Mental Health/Develop.Disab./Sub.Abuse  
 1217 Eastern Adolescent Treatment Program

DESCRIPTION (1)	2001-2002 ACTUAL (2)	CERTIFIED (3)	2002-2003 AUTHORIZED (4)	INCR/DECR (5)	2003-2004 TOTAL (6)	INCR/DECR (7)	2004-2005 TOTAL (8)
REQUIREMENTS							
53 3900 OTHER MATERIALS & SUPP	965	8,000	4,545	0	4,545	0	4,545
TOTAL SUPPLIES	117,627	91,751	91,751	3,241	94,992	6,810	98,561
53 4500 EQUIPMENT	7,387	9,800	9,800	0	9,800	0	9,800
TOTAL PROPERTY, PLANT & EQUIPMT	7,387	9,800	9,800	0	9,800	0	9,800
53 5800 OTHER ADMIN. EXP.	9,881	6,151	6,151	0	6,151	0	6,151
53 5900 OTHER EXPENSE	1,059	2,000	2,000	0	2,000	0	2,000
TOTAL OTHER EXPENSES & ADJUSTMEN	10,940	8,151	8,151	0	8,151	0	8,151
53 8010 DEPENDENT CARE-OP TFR	72	0	0	0	0	0	0
53 81K1 TRANS TO B/C 14445 DMA	0	264,821	264,821	0	264,821	0	264,821
TOTAL INTRAGOVERNMENTAL TRANSACT	72	264,821	264,821	0	264,821	0	264,821
TOTAL REQUIREMENTS	1,428,578	1,887,285	1,887,285	10,436	1,897,721	15,979	1,903,264
ESTIMATED RECEIPTS							
43 7992 PETTY/IMPREST CASH	1,000	1,000	1,000	0	1,000	0	1,000
53 8335 MEDICAID - TXIX CU YR	0	730,159	730,159	0	730,159	0	730,159
TOTAL RECEIPTS	1,000	731,159	731,159	0	731,159	0	731,159
NET APPROPRIATION	1,427,578	1,156,126	1,156,126	10,436	1,166,562	15,979	1,172,105

FUND DETAIL

4460 -  
 14460 DHHS - Div Mental Health/Develop.Disab./Sub.Abuse  
 1220 Broughton Hospital

DESCRIPTION (1)	2001-2002 ACTUAL (2)	CERTIFIED (3)	2002-2003 AUTHORIZED (4)	INCR/DECR (5)	2003-2004 TOTAL (6)	INCR/DECR (7)	2004-2005 TOTAL (8)
REQUIREMENTS							
53 1211 SPA-REG SALARIES-APPRO	38,250,352	41,273,786	41,027,230	0	41,027,230	0	41,027,230
53 1212 SPA-REG SALARIES-REC	0	29,240	29,240	0	29,240	0	29,240
53 1251 SPA-TEACHER SALARY APPRO	407,064	424,158	424,158	0	424,158	0	424,158
53 1254 SPA TEACHING SUPPLEMENT	20,353	19,701	19,701	0	19,701	0	19,701
53 1311 REG(N S) TEMP WAGES-APPR	260,175	15,487	15,487	0	15,487	0	15,487
53 1321 CONTR EMPL PER IRS-APPRO	1,165	0	0	0	0	0	0
53 1351 STU TEMP WAGES - APPRO	56,850	97,474	97,474	0	97,474	0	97,474
53 1352 STUDENT TEMP. WAGES -REC	26,787	27,048	27,048	0	27,048	0	27,048
53 1411 OVERTIME PAY - APPROP	853,903	760,760	760,760	0	760,760	0	760,760
53 1421 HOLIDAY PAY - APPRO	266,245	214,224	212,173	0	212,173	0	212,173
53 1431 SHIFT 10% PREM PAY - APP	2,052,868	1,285,909	1,281,331	0	1,281,331	0	1,281,331
53 1441 CALLBK/STBY PREM PAY-APP	72,197	39,420	39,420	0	39,420	0	39,420
53 1442 CALLBK/STBY PREM PAY REC	0	1,117	1,117	0	1,117	0	1,117
53 1452 DUAL EMPL. WAGES - REC.	84,347	69,955	69,955	0	69,955	0	69,955
53 1461 EPA&SPA-LONGVTY PAY-APPR	621,873	637,380	634,804	154,190	788,994	201,817	836,621
53 1462 EPA&SPA-LONGVTY PAY-REC	0	1,235	1,235	-1,235	0	-1,235	0
53 1511 SOCIAL SEC CONTRIB-APPRO	3,099,647	3,520,342	3,500,776	-83,771	3,417,005	-80,128	3,420,648
53 1512 SOCIAL SECURITY-RECEIPT	4,840	9,842	9,842	-2,168	7,674	-2,168	7,674
53 1521 RETIRE CONTRIB-APPR	2,084,419	1,343,400	1,330,387	11,626	1,342,013	13,069	1,343,456
53 1522 REG RETIRE CONTRIB-RECPT	0	5,370	5,370	-4,450	920	-4,450	920
53 1531 LEO RETIRE CONTRIB-APPRO	69,884	30,182	30,182	0	30,182	0	30,182
53 1561 MEDICAL INSURANCE-APPRO	3,416,511	3,786,002	3,750,811	9,295	3,760,106	9,295	3,760,106
53 1562 MEDICAL INSURANCE-RECEIP	0	2,256	2,256	677	2,933	677	2,933
53 1572 UNEMP COMP PAYMNTS TO ES	735	18,923	18,923	0	18,923	0	18,923
53 1621 SEVER SLRY CONTINUE-APPR	28,189	0	0	0	0	0	0
53 1625 ST DISABILITY PMT	391,260	132,338	132,338	0	132,338	0	132,338
53 1631 WRKER COMP-MED PAYMENTS	590,615	283,028	283,028	0	283,028	0	283,028
53 1632 WRKER COMP-TEMP DIS PAYM	255,046	146,427	146,427	0	146,427	0	146,427
53 1633 WRKER COMP-PERM DIS PAYM	7,470	34,304	34,304	0	34,304	0	34,304
53 1639 OTHER WRKR COMP COST	41,605	0	0	0	0	0	0
53 1641 INMATE LABOR	1,460	1,509	1,509	0	1,509	0	1,509
53 1642 THERAPEUTIC WAGES	92,404	96,944	96,944	0	96,944	0	96,944
TOTAL PERSONAL SERVICES	53,058,264	54,307,761	53,984,230	84,164	54,068,394	136,877	54,121,107
53 2110 LEGAL SERVICES	993	0	0	0	0	0	0
53 2131 HOSPITAL PROVIDED MED SER	391,686	435,813	435,813	149,575	585,388	168,314	604,127
53 2132 OTHER PROVIDED MED SER	357,685	219,557	219,557	9,880	229,437	20,197	239,754
53 2170 ADMINISTRATIVE SERVICES	60,744	4,600	4,600	0	4,600	0	4,600
53 2182 LAUNDRY SER AGREEMENT	218,665	387,805	387,805	0	387,805	0	387,805
53 2185 WASTE REMOVAL/RECY. SERV	109,939	119,721	119,721	0	119,721	0	119,721

FUND DETAIL

4460 -  
 14460 DHHS - Div Mental Health/Develop.Disab./Sub.Abuse  
 1220 Broughton Hospital

DESCRIPTION (1)	2001-2002 ACTUAL (2)	CERTIFIED (3)	2002-2003 AUTHORIZED (4)	INCR/DECR (5)	2003-2004 TOTAL (6)	INCR/DECR (7)	2004-2005 TOTAL (8)
REQUIREMENTS							
53 2191 DUAL EMP PAY TO AGENCY	281	0	0	0	0	0	0
53 2192 HONORARIUMS	1,773	2,000	2,000	0	2,000	0	2,000
53 2199 OTHER CONTRACT SERVICES	63,359	39,944	39,944	0	39,944	0	39,944
53 2200 UTILITY/ENERGY SERVICES	2,016,674	2,096,069	2,096,069	51,247	2,147,316	104,396	2,200,465
53 2300 REPAIR SERVICES	114,690	72,610	72,610	0	72,610	0	72,610
53 2400 MAINTENANCE AGREEMENTS	132,189	147,334	147,334	10,278	157,612	10,278	157,612
53 2500 RENTALS/LEASES	121,382	120,311	120,311	0	120,311	0	120,311
53 2700 TRAVEL & OTHER EMP. EXP.	17,617	24,346	24,346	0	24,346	0	24,346
53 2800 COMMUNICA. & DATA PROC.	184,634	209,919	209,919	0	209,919	0	209,919
53 2900 OTHER SERVICES	40,473	44,590	44,590	0	44,590	0	44,590
TOTAL PURCHASED SERVICES	3,832,784	3,924,619	3,924,619	220,980	4,145,599	303,185	4,227,804
53 3100 GENERAL ADMIN. SUPPLIES	160,361	202,371	202,371	0	202,371	0	202,371
53 3200 FACILITY & HDWE. SUPPLIE	431,730	502,315	502,315	0	502,315	0	502,315
53 3300 VEHICLE/EQUIP. OPER. SUP	47,338	62,847	62,847	-751	62,096	1,001	63,848
53 3400 FOOD & DIETARY SUPPLIES	1,128,582	1,493,505	1,119,204	22,384	1,141,588	52,603	1,171,807
53 3500 CLOTHING & RECREAT. SUPP	53,312	75,492	75,492	0	75,492	0	75,492
53 3600 DRUGS/PHARMACEU. SUPP.	3,821,154	4,034,333	4,034,333	293,015	4,327,348	602,534	4,636,867
53 3700 RESEARCH/DEV. & ED. SUPP	4,358	7,344	7,344	294	7,638	602	7,946
53 3900 OTHER MATERIALS & SUPP	56,890	59,377	59,377	0	59,377	0	59,377
TOTAL SUPPLIES	5,703,725	6,437,584	6,063,283	314,942	6,378,225	656,740	6,720,023
53 4400 OTHER STRUCT. & IMPROV.	26,883	0	0	0	0	0	0
53 4500 EQUIPMENT	548,762	289,127	289,127	19,100	308,227	34,100	323,227
53 4600 ART,OTHER ARTIFACTS/LIT	1,617	0	0	0	0	0	0
53 4700 INTANGIBLE ASSETS	7,011	0	0	0	0	0	0
TOTAL PROPERTY, PLANT & EQUIPMT	584,273	289,127	289,127	19,100	308,227	34,100	323,227
53 5100 LEGAL, LICENSE & PERM.CO	33,736	1,475	1,475	0	1,475	0	1,475
53 5800 OTHER ADMIN. EXP.	29,546	26,958	26,958	0	26,958	0	26,958
53 5900 OTHER EXPENSE	10,404	13,228	13,228	0	13,228	0	13,228
TOTAL OTHER EXPENSES & ADJUSTMEN	73,686	41,661	41,661	0	41,661	0	41,661
53 7153 RES. RPLC. SPECIAL EQUIP	0	0	0	108,969	108,969	112,436	112,436
TOTAL RESERVES	0	0	0	108,969	108,969	112,436	112,436

FUND DETAIL

4460 -  
 14460 DHHS - Div Mental Health/Develop.Disab./Sub.Abuse  
 1220 Broughton Hospital

DESCRIPTION (1)	2001-2002 ACTUAL (2)	CERTIFIED (3)	2002-2003 AUTHORIZED (4)	INCR/DECR (5)	2003-2004 TOTAL (6)	INCR/DECR (7)	2004-2005 TOTAL (8)
REQUIREMENTS							
53 8010 DEPENDENT CARE-OP TFR	19,183	0	0	0	0	0	0
53 81K1 TRANS TO B/C 14445 DMA	35,371,507	137,436	137,436	0	137,436	0	137,436
53 8980 TFR TO SUBSEQUENT FY	3,132,518	0	0	0	0	0	0
TOTAL INTRAGOVERNMENTAL TRANSACT	38,523,208	137,436	137,436	0	137,436	0	137,436
TOTAL REQUIREMENTS	101,775,940	65,138,188	64,440,356	748,155	65,188,511	1,243,338	65,683,694

ESTIMATED RECEIPTS

43 2131 EMPLOYEE PAID LAB WORK	31	0	0	0	0	0	0
43 4131 TELEPHONE/TELECOM SVC	372	548	548	0	548	0	548
43 4133 POSTGE/FRGHT & DELIV SVC	36	0	0	0	0	0	0
43 4140 MAINTENANCE & REPAIR SVC	0	1,553	1,553	0	1,553	0	1,553
43 4150 FOOD & VENDING SVC	124,243	111,749	111,749	0	111,749	0	111,749
43 4160 PROFESSIONAL SERVICES	10,164	1,599	1,599	0	1,599	0	1,599
43 4170 UTILITY SALES & SERVICES	16,202	21,804	21,804	0	21,804	0	21,804
43 4200 HOSPITAL & MEDICAL SALES	5,672,053	6,318,990	6,318,990	-646,936	5,672,054	-646,936	5,672,054
43 4320 SALE OF SURPLUS PROPERTY	635	7,200	7,200	-5,200	2,000	-4,700	2,500
43 4410 RENTAL OF REAL PROPERTY	112,095	102,643	102,643	0	102,643	0	102,643
43 7122 ACCTS REV INTEREST	765	0	0	0	0	0	0
43 7990 OTHER MISC REV-PROGRAM	3,955	7,819	7,819	0	7,819	0	7,819
43 7992 PETTY/IMPREST CASH	1,500	1,500	1,500	0	1,500	0	1,500
43 8118 REIM MTR FLEET MGMT	0	463	463	0	463	0	463
53 8210 REIM-EMPLOYEES ON LOAN	32,750	32,720	32,720	0	32,720	0	32,720
53 8220 REIMB-DUAL EMPLOYEE PAYM	90,494	75,306	75,306	0	75,306	0	75,306
53 8301 UTILITY SALES & SERVICE	555,482	518,186	518,186	0	518,186	0	518,186
53 8304 REIMB - OFFICE SUPPLIES	3,236	3,843	3,843	0	3,843	0	3,843
53 8305 REIMB - REPAIRS	20,907	24,249	24,249	0	24,249	0	24,249
53 8306 REIMB - GARBAGE SERVICE	604	960	960	0	960	0	960
53 8308 REIMB - TELEPHONE	155,356	178,705	178,705	0	178,705	0	178,705
53 8310 REIMB - OTHER DIETARY	0	723	723	0	723	0	723
53 8311 REIMB - MEDICAL SUPPLIES	1,021	2,553	2,553	0	2,553	0	2,553
53 8312 REIMB - RAW FOOD	304,027	735,596	0	0	0	0	0
53 8316 REIMB JANITORIAL SUPPLIE	937	1,192	1,192	0	1,192	0	1,192
53 8317 PROFESSIONAL SERVICES	0	25,141	25,141	0	25,141	0	25,141
53 8318 REIMB-AUTOMOTIVE	1,312	18,114	18,114	0	18,114	0	18,114
53 8319 REIMB-DRUGS	2,391	4,476	4,476	0	4,476	0	4,476
53 8320 REFUND PR YR EXP	168	0	0	0	0	0	0

FUND DETAIL

4460 -  
 14460 DHHS - Div Mental Health/Develop.Disab./Sub.Abuse  
 1220 Broughton Hospital

DESCRIPTION (1)	2001-2002 ACTUAL (2)	CERTIFIED (3)	2002-2003 AUTHORIZED (4)	INCR/DECR (5)	2003-2004 TOTAL (6)	INCR/DECR (7)	2004-2005 TOTAL (8)
ESTIMATED RECEIPTS							
53 8332 MEDICAID SNF CUR YEAR	503,949	869,306	869,306	0	869,306	0	869,306
53 8335 MEDICAID - TXIX CU YR	1,952,233	3,641,650	3,641,650	-1,887,610	1,754,040	-1,887,610	1,754,040
53 8336 MEDICAID TXIX PR YR	69,297	0	0	0	0	0	0
53 8337 MEDICAID - ICF CU YR	1,275,716	2,404,542	2,404,542	-1,128,826	1,275,716	-1,128,826	1,275,716
53 8338 MEDICAID ICF PR YR	247	0	0	0	0	0	0
53 8341 MEDICAID PR YR RECOUP	-12,504	0	0	0	0	0	0
53 8343 MEDICAID B M/S CY	-41	0	0	0	0	0	0
53 8353 MEDICAID SNF LOW LEVEL	1,033,028	1,675,623	1,675,623	-642,596	1,033,027	-642,596	1,033,027
53 8354 MEDICAID ICF LOW LEVEL	1,684,324	3,343,881	3,343,881	-1,659,557	1,684,324	-1,659,557	1,684,324
53 8363 MEDICAID PART B - CU YR	3,122	89,676	89,676	-86,555	3,121	-86,555	3,121
53 8366 MEDICAID DISP SHARE	35,371,507	0	0	0	0	0	0
43 8980 PRIOR FIS YEAR TRANS	3,951,731	0	0	0	0	0	0
-----							
TOTAL RECEIPTS	52,943,345	20,222,310	19,486,714	-6,057,280	13,429,434	-6,056,780	13,429,934
-----							
NET APPROPRIATION	48,832,595	44,915,878	44,953,642	6,805,435	51,759,077	7,300,118	52,253,760

FUND DETAIL

4460 -  
 14460 DHHS - Div Mental Health/Develop.Disab./Sub.Abuse  
 1230 Cherry Hospital

DESCRIPTION (1)	2001-2002 ACTUAL (2)	CERTIFIED (3)	2002-2003 AUTHORIZED (4)	INCR/DECR (5)	2003-2004 TOTAL (6)	INCR/DECR (7)	2004-2005 TOTAL (8)
REQUIREMENTS							
53 1211 SPA-REG SALARIES-APPRO	36,905,808	41,178,050	41,183,934	0	41,183,934	0	41,183,934
53 1251 SPA-TEACHER SALARY APPRO	627,642	632,328	632,328	0	632,328	0	632,328
53 1254 SPA TEACHING SUPPLEMENT	30,828	28,329	28,329	0	28,329	0	28,329
53 1311 REG(N S) TEMP WAGES-APPR	559,870	5,400	5,400	0	5,400	0	5,400
53 1351 STU TEMP WAGES - APPRO	0	12,118	12,118	0	12,118	0	12,118
53 1411 OVERTIME PAY - APPROP	2,505,137	911,455	911,455	0	911,455	0	911,455
53 1421 HOLIDAY PAY - APPRO	290,203	178,312	178,312	0	178,312	0	178,312
53 1431 SHIFT 10% PREM PAY - APP	1,539,162	938,040	938,040	0	938,040	0	938,040
53 1441 CALLBK/STBY PREM PAY-APP	153,952	245,354	245,354	0	245,354	0	245,354
53 1452 DUAL EMPL. WAGES - REC.	7,730	81,865	81,865	0	81,865	0	81,865
53 1461 EPA&SPA-LONGVTY PAY-APPR	506,532	508,598	508,598	181,089	689,687	240,605	749,203
53 1511 SOCIAL SEC CONTRIB-APPRO	3,115,445	3,398,025	3,398,475	39,041	3,437,516	43,594	3,442,069
53 1512 SOCIAL SECURITY-RECEIPT	378	6,263	6,263	0	6,263	0	6,263
53 1521 RETIRE CONTRIB-APPR	2,085,878	1,352,136	1,352,021	-64	1,351,957	1,739	1,353,760
53 1531 LEO RETIRE CONTRIB-APPRO	18,449	15,130	15,130	0	15,130	0	15,130
53 1561 MEDICAL INSURANCE-APPRO	3,154,385	3,677,662	3,678,339	8,442	3,686,781	8,442	3,686,781
53 1572 UNEMP COMP PAYMNTS TO ES	18,081	7,427	7,427	0	7,427	0	7,427
53 1625 ST DISABILITY PMT	213,805	109,892	109,892	0	109,892	0	109,892
53 1631 WRKER COMP-MED PAYMENTS	263,463	125,056	125,056	0	125,056	0	125,056
53 1632 WRKER COMP-TEMP DIS PAYM	120,172	91,261	91,261	0	91,261	0	91,261
53 1633 WRKER COMP-PERM DIS PAYM	72,621	18,404	18,404	0	18,404	0	18,404
53 1639 OTHER WRKR COMP COST	35,008	0	0	0	0	0	0
53 1641 INMATE LABOR	4,435	8,400	8,400	0	8,400	0	8,400
53 1642 THERAPEUTIC WAGES	118,648	149,534	149,534	0	149,534	0	149,534
TOTAL PERSONAL SERVICES	52,347,632	53,679,039	53,685,935	228,508	53,914,443	294,380	53,980,315
53 2110 LEGAL SERVICES	498	0	0	0	0	0	0
53 2131 HOSPITAL PROVIDED MED SER	223,088	175,000	304,407	115,485	419,892	128,575	432,982
53 2132 OTHER PROVIDED MED SER	1,138,410	455,853	665,013	23,362	688,375	47,763	712,776
53 2170 ADMINISTRATIVE SERVICES	39,577	8,600	8,600	0	8,600	0	8,600
53 2182 LAUNDRY SER AGREEMENT	247,029	291,009	291,009	0	291,009	0	291,009
53 2185 WASTE REMOVAL/RECY. SERV	26,108	29,362	29,362	0	29,362	0	29,362
53 2199 OTHER CONTRACT SERVICES	69,440	77,074	77,074	0	77,074	0	77,074
53 2200 UTILITY/ENERGY SERVICES	1,610,439	1,721,826	1,721,826	44,698	1,766,524	91,042	1,812,868
53 2300 REPAIR SERVICES	67,465	53,314	67,838	0	67,838	0	67,838
53 2400 MAINTENANCE AGREEMENTS	251,538	245,135	255,235	9,071	264,306	9,071	264,306
53 2500 RENTALS/LEASES	152,654	190,716	160,716	0	160,716	0	160,716
53 2700 TRAVEL & OTHER EMP. EXP.	8,548	17,200	17,200	0	17,200	0	17,200
53 2800 COMMUNICA. & DATA PROC.	109,324	139,184	117,184	0	117,184	0	117,184
53 2900 OTHER SERVICES	44,532	57,367	53,367	0	53,367	0	53,367



FUND DETAIL

4460 -  
 14460 DHHS - Div Mental Health/Develop.Disab./Sub.Abuse  
 1230 Cherry Hospital

DESCRIPTION (1)	2001-2002 ACTUAL (2)	CERTIFIED (3)	2002-2003 AUTHORIZED (4)	INCR/DECR (5)	2003-2004 TOTAL (6)	INCR/DECR (7)	2004-2005 TOTAL (8)
REQUIREMENTS							
-----							
TOTAL PURCHASED SERVICES	3,988,650	3,461,640	3,768,831	192,616	3,961,447	276,451	4,045,282
53 3100 GENERAL ADMIN. SUPPLIES	141,666	195,843	150,843	0	150,843	0	150,843
53 3200 FACILITY & HDWE. SUPPLIE	654,858	622,020	660,839	0	660,839	0	660,839
53 3300 VEHICLE/EQUIP. OPER. SUP	143,173	146,474	145,875	45,768	191,643	52,911	198,786
53 3400 FOOD & DIETARY SUPPLIES	1,223,473	1,313,590	1,313,590	22,998	1,336,588	54,044	1,367,634
53 3500 CLOTHING & RECREAT. SUPP	71,236	67,448	86,839	0	86,839	0	86,839
53 3600 DRUGS/PHARMACEU. SUPP.	3,793,314	3,987,849	3,987,849	295,861	4,283,710	609,985	4,597,834
53 3700 RESEARCH/DEV. & ED. SUPP	17,352	15,732	15,732	629	16,361	1,290	17,022
53 3900 OTHER MATERIALS & SUPP	90,345	71,580	90,345	0	90,345	0	90,345
TOTAL SUPPLIES	6,135,417	6,420,536	6,451,912	365,256	6,817,168	718,230	7,170,142
53 4400 OTHER STRUCT. & IMPROV.	435	0	0	0	0	0	0
53 4500 EQUIPMENT	83,802	264,830	264,830	36,000	300,830	0	264,830
53 4700 INTANGIBLE ASSETS	5,956	0	0	0	0	0	0
TOTAL PROPERTY, PLANT & EQUIPMT	90,193	264,830	264,830	36,000	300,830	0	264,830
53 5100 LEGAL, LICENSE & PERM.CO	26,741	0	0	0	0	0	0
53 5800 OTHER ADMIN. EXP.	25,860	40,652	40,652	0	40,652	0	40,652
TOTAL OTHER EXPENSES & ADJUSTMEN	52,601	40,652	40,652	0	40,652	0	40,652
53 7153 RES. RPLC. SPECIAL EQUIP	0	0	0	187,500	187,500	139,700	139,700
TOTAL RESERVES	0	0	0	187,500	187,500	139,700	139,700
53 8010 DEPENDENT CARE-OP TFR	13,694	0	0	0	0	0	0
53 81K1 TRANS TO B/C 14445 DMA	35,848,883	114,119	114,119	0	114,119	0	114,119
53 8980 TFR TO SUBSEQUENT FY	265,769	0	0	0	0	0	0
TOTAL INTRAGOVERNMENTAL TRANSACT	36,128,346	114,119	114,119	0	114,119	0	114,119

FUND DETAIL

4460 -  
 14460 DHHS - Div Mental Health/Develop.Disab./Sub.Abuse  
 1230 Cherry Hospital

DESCRIPTION (1)	2001-2002 ACTUAL (2)	CERTIFIED (3)	2002-2003 AUTHORIZED (4)	INCR/DECR (5)	2003-2004 TOTAL (6)	INCR/DECR (7)	2004-2005 TOTAL (8)
-----							
TOTAL REQUIREMENTS	98,742,839	63,980,816	64,326,279	1,009,880	65,336,159	1,428,761	65,755,040
-----							
ESTIMATED RECEIPTS							
-----							
43 4134 PRINT, BIND & DUPLIC SVC	67	0	0	0	0	0	0
43 4150 FOOD & VENDING SVC	0	200	200	0	200	0	200
43 4160 PROFESSIONAL SERVICES	949	2,000	2,000	0	2,000	0	2,000
43 4170 UTILITY SALES & SERVICES	69	0	0	0	0	0	0
43 4200 HOSPITAL & MEDICAL SALES	5,196,995	4,448,049	4,448,049	161,765	4,609,814	161,765	4,609,814
43 4320 SALE OF SURPLUS PROPERTY	16,387	20,972	20,972	2,000	22,972	0	20,972
43 4390 OTH SALES OF GDS OR PUBL	1,461	1,843	1,843	0	1,843	0	1,843
43 4410 RENTAL OF REAL PROPERTY	525	0	0	0	0	0	0
43 5900 OTHER LIC,FEES/PERMITS	226	195	195	0	195	0	195
43 7122 ACCTS REV INTEREST	585	0	0	0	0	0	0
43 81X4 TRANSFER FROM B/C 74464	392,511	0	0	0	0	0	0
53 8220 REIMB-DUAL EMPLOYEE PAYM	4,616	88,128	88,128	0	88,128	0	88,128
53 8301 UTILITY SALES & SERVICE	384,837	1,050,624	1,050,624	0	1,050,624	0	1,050,624
53 8302 WATER	52,957	68,000	68,000	0	68,000	0	68,000
53 8304 REIMB - OFFICE SUPPLIES	2,510	0	0	0	0	0	0
53 8306 REIMB - GARBAGE SERVICE	16,243	16,243	16,243	0	16,243	0	16,243
53 8308 REIMB - TELEPHONE	1,250	67,500	67,500	0	67,500	0	67,500
53 8310 REIMB - OTHER DIETARY	432	246	246	0	246	0	246
53 8311 REIMB - MEDICAL SUPPLIES	237	1,422	1,422	0	1,422	0	1,422
53 8316 REIMB JANITORIAL SUPPLIE	4,136	9,934	9,934	0	9,934	0	9,934
53 8317 PROFESSIONAL SERVICES	98,815	146,649	146,649	0	146,649	0	146,649
53 8318 REIMB-AUTOMOTIVE	100,114	101,475	101,475	0	101,475	0	101,475
53 8319 REIMB-DRUGS	53,778	38,485	38,485	0	38,485	0	38,485
53 8320 REFUND PR YR EXP	9,842	0	0	0	0	0	0
53 8332 MEDICAID SNF CUR YEAR	1,889,515	1,611,898	1,611,898	277,617	1,889,515	277,617	1,889,515
53 8333 MEDICAID SNF PR YR	25,557	0	0	0	0	0	0
53 8335 MEDICAID - TXIX CU YR	1,689,702	2,886,533	2,886,533	-1,359,754	1,526,779	-1,359,754	1,526,779
53 8337 MEDICAID - ICF CU YR	6,845,777	8,031,836	8,101,309	-1,255,532	6,845,777	-1,255,532	6,845,777
53 8353 MEDICAID SNF LOW LEVEL	20,567	3,396	3,396	17,171	20,567	17,171	20,567
53 8354 MEDICAID ICF LOW LEVEL	743,735	412,534	412,534	331,201	743,735	331,201	743,735
53 8363 MEDICAID PART B - CU YR	93	9,772	9,772	-9,680	92	-9,680	92
53 8366 MEDICAID DISP SHARE	35,848,883	0	0	0	0	0	0
43 8980 PRIOR FIS YEAR TRANS	820,064	0	0	0	0	0	0

FUND DETAIL

4460 -  
 14460 DHHS - Div Mental Health/Develop.Disab./Sub.Abuse  
 1230 Cherry Hospital

DESCRIPTION (1)	2001-2002 ACTUAL (2)	CERTIFIED (3)	2002-2003 AUTHORIZED (4)	INCR/DECR (5)	2003-2004 TOTAL (6)	INCR/DECR (7)	2004-2005 TOTAL (8)
-----	-----	-----	-----	-----	-----	-----	-----
TOTAL RECEIPTS	54,223,435	19,017,934	19,087,407	-1,835,212	17,252,195	-1,837,212	17,250,195
-----	-----	-----	-----	-----	-----	-----	-----
NET APPROPRIATION	44,519,404	44,962,882	45,238,872	2,845,092	48,083,964	3,265,973	48,504,845

FUND DETAIL

4460 -  
 14460 DHHS - Div Mental Health/Develop.Disab./Sub.Abuse  
 1240 Dorothea Dix Hospital

DESCRIPTION (1)	2001-2002 ACTUAL (2)	CERTIFIED (3)	2002-2003 AUTHORIZED (4)	INCR/DECR (5)	2003-2004 TOTAL (6)	INCR/DECR (7)	2004-2005 TOTAL (8)
REQUIREMENTS							
53 1211 SPA-REG SALARIES-APPRO	35,009,296	40,446,814	39,755,415	0	39,755,415	0	39,755,415
53 1212 SPA-REG SALARIES-REC	305,026	356,549	401,549	0	401,549	0	401,549
53 1213 SPA - REG SAL - UNDESIGN	3,977,354	4,458,802	4,458,802	0	4,458,802	0	4,458,802
53 1251 SPA-TEACHER SALARY APPRO	962,320	1,052,486	1,052,486	0	1,052,486	0	1,052,486
53 1254 SPA TEACHING SUPPLEMENT	38,335	43,929	43,929	0	43,929	0	43,929
53 1311 REG(N S) TEMP WAGES-APPR	603,414	18,415	18,415	0	18,415	0	18,415
53 1312 REG(N S) TEMP WAGES-RECP	1,777	56,512	11,512	0	11,512	0	11,512
53 1313 REG(N S) TEMP WAGES UND	18,395	0	0	0	0	0	0
53 1351 STU TEMP WAGES - APPRO	0	12,118	12,118	0	12,118	0	12,118
53 1411 OVERTIME PAY - APPROP	2,875,263	1,359,400	1,359,400	0	1,359,400	0	1,359,400
53 1412 SPA OT-STRAIGHT TIME-REC	1,333	0	0	0	0	0	0
53 1413 OT PAY-UNDESIGNATED	268,386	0	0	0	0	0	0
53 1421 HOLIDAY PAY - APPRO	247,733	185,611	185,611	0	185,611	0	185,611
53 1423 HOLIDAY PAY - UNDESIGNAT	13,929	0	0	0	0	0	0
53 1431 SHIFT 10% PREM PAY - APP	1,949,651	1,082,230	1,082,230	0	1,082,230	0	1,082,230
53 1433 SHIFT 5% PREM PAY - UND	57,039	0	0	0	0	0	0
53 1441 CALLBK/STBY PREM PAY-APP	52,052	87,166	87,166	0	87,166	0	87,166
53 1443 CALLBK/STBY PREM PAY UND	216	0	0	0	0	0	0
53 1452 DUAL EMPL. WAGES - REC.	81,171	188,470	188,470	0	188,470	0	188,470
53 1461 EPA&SPA-LONGVTY PAY-APPR	480,083	501,524	494,398	59,984	554,382	103,589	597,987
53 1462 EPA&SPA-LONGVTY PAY-REC	0	402	402	0	402	0	402
53 1463 EPA&SPA-LONGVTY PAY-UNDE	53,487	52,746	52,746	17,211	69,957	23,020	75,766
53 1510 SOCIAL SEC CONTRIB-UNIV	137	0	0	0	0	0	0
53 1511 SOCIAL SEC CONTRIB-APPRO	3,067,566	3,424,127	3,370,801	4,589	3,375,390	7,925	3,378,726
53 1512 SOCIAL SECURITY-RECEIPT	28,279	50,280	50,280	0	50,280	0	50,280
53 1513 SOCIAL SEC CONTRIB-UNDES	329,897	346,205	346,205	1,317	347,522	1,761	347,966
53 1520 REG RETIRE CONTRIB-UNIV	78	0	0	0	0	0	0
53 1521 RETIRE CONTRIB-APPR	2,053,374	1,490,937	1,436,357	1,818	1,438,175	3,139	1,439,496
53 1522 REG RETIRE CONTRIB-RECPT	15,338	12,167	12,167	0	12,167	0	12,167
53 1523 REG RETIRE CONTRIB-UNDES	209,461	127,751	127,751	521	128,272	698	128,449
53 1533 LEO RETIR CONRIB-UNDESIG	12,050	19,512	19,512	0	19,512	0	19,512
53 1560 MED INS CONTRIB-UNIV	376	0	0	0	0	0	0
53 1561 MEDICAL INSURANCE-APPRO	2,679,486	3,370,407	3,328,079	0	3,328,079	0	3,328,079
53 1562 MEDICAL INSURANCE-RECEIP	29,476	33,847	33,847	0	33,847	0	33,847
53 1563 MED.INSUR.-UNDESIGNATED	422,036	519,748	519,748	0	519,748	0	519,748
53 1572 UNEMP COMP PAYMNTS TO ES	58,034	5,005	5,005	0	5,005	0	5,005
53 1621 SEVER SLRY CONTINUE-APPR	13,615	0	0	0	0	0	0
53 1625 ST DISABILITY PMT	162,142	166,923	166,923	0	166,923	0	166,923
53 1631 WRKER COMP-MED PAYMENTS	355,433	112,009	112,009	0	112,009	0	112,009
53 1632 WRKER COMP-TEMP DIS PAYM	0	33,903	33,903	0	33,903	0	33,903
53 1633 WRKER COMP-PERM DIS PAYM	0	102,304	102,304	0	102,304	0	102,304

FUND DETAIL

4460 -  
 14460 DHHS - Div Mental Health/Develop.Disab./Sub.Abuse  
 1240 Dorothea Dix Hospital

DESCRIPTION (1)	2001-2002 ACTUAL (2)	CERTIFIED (3)	2002-2003 AUTHORIZED (4)	INCR/DECR (5)	2003-2004 TOTAL (6)	INCR/DECR (7)	2004-2005 TOTAL (8)
REQUIREMENTS							
53 1641 INMATE LABOR	3,197	4,000	4,000	0	4,000	0	4,000
53 1642 THERAPEUTIC WAGES	211,618	178,396	178,396	0	178,396	0	178,396
TOTAL PERSONAL SERVICES	56,647,853	59,900,695	59,051,936	85,440	59,137,376	140,132	59,192,068
53 2131 HOSPITAL PROVIDED MED SER	408,521	564,528	350,394	263,966	614,360	279,033	629,427
53 2132 OTHER PROVIDED MED SER	2,591,697	2,447,661	2,447,661	110,145	2,557,806	225,185	2,672,846
53 2170 ADMINISTRATIVE SERVICES	1,476,689	4,600	4,600	0	4,600	0	4,600
53 2182 LAUNDRY SER AGREEMENT	120,850	180,831	180,831	0	180,831	0	180,831
53 2185 WASTE REMOVAL/RECY. SERV	104,537	73,198	73,198	0	73,198	0	73,198
53 2191 DUAL EMP PAY TO AGENCY	245,538	160,781	160,781	0	160,781	0	160,781
53 2199 OTHER CONTRACT SERVICES	449,605	70,109	70,109	0	70,109	0	70,109
53 2200 UTILITY/ENERGY SERVICES	2,157,132	2,185,317	2,185,317	50,802	2,236,119	103,690	2,289,007
53 2300 REPAIR SERVICES	321,937	71,062	71,062	0	71,062	0	71,062
53 2400 MAINTENANCE AGREEMENTS	172,170	134,351	134,351	9,628	143,979	9,628	143,979
53 2500 RENTALS/LEASES	62,226	87,350	87,350	0	87,350	0	87,350
53 2700 TRAVEL & OTHER EMP. EXP.	8,919	20,945	20,945	0	20,945	0	20,945
53 2800 COMMUNICA. & DATA PROC.	328,699	273,018	273,018	0	273,018	0	273,018
53 2900 OTHER SERVICES	49,948	79,820	79,820	0	79,820	0	79,820
TOTAL PURCHASED SERVICES	8,498,468	6,353,571	6,139,437	434,541	6,573,978	617,536	6,756,973
53 3100 GENERAL ADMIN. SUPPLIES	217,304	205,426	205,426	0	205,426	0	205,426
53 3200 FACILITY & HDWE. SUPPLIE	593,436	624,677	624,677	0	624,677	0	624,677
53 3300 VEHICLE/EQUIP. OPER. SUP	82,425	87,716	87,716	0	87,716	0	87,716
53 3400 FOOD & DIETARY SUPPLIES	866,427	780,355	780,355	12,637	792,992	29,696	810,051
53 3500 CLOTHING & RECREAT. SUPP	75,627	77,454	77,454	0	77,454	0	77,454
53 3600 DRUGS/PHARMACEU. SUPP.	2,925,982	2,729,691	2,729,691	191,149	2,920,840	391,236	3,120,927
53 3700 RESEARCH/DEV. & ED. SUPP	14,115	32,643	32,643	1,306	33,949	2,677	35,320
53 3900 OTHER MATERIALS & SUPP	57,237	55,632	55,632	0	55,632	0	55,632
TOTAL SUPPLIES	4,832,553	4,593,594	4,593,594	205,092	4,798,686	423,609	5,017,203
53 4500 EQUIPMENT	951,226	203,914	203,914	0	203,914	0	203,914
53 4700 INTANGIBLE ASSETS	9,950	0	0	0	0	0	0
TOTAL PROPERTY, PLANT & EQUIPMT	961,176	203,914	203,914	0	203,914	0	203,914
53 5100 LEGAL, LICENSE & PERM.CO	546,066	11,013	11,013	0	11,013	0	11,013
53 5800 OTHER ADMIN. EXP.	34,280	30,858	30,858	0	30,858	0	30,858
53 5900 OTHER EXPENSE	23,704	22,082	22,082	0	22,082	0	22,082

FUND DETAIL

4460 -  
 14460 DHHS - Div Mental Health/Develop.Disab./Sub.Abuse  
 1240 Dorothea Dix Hospital

DESCRIPTION (1)	2001-2002 ACTUAL (2)	CERTIFIED (3)	2002-2003 AUTHORIZED (4)	INCR/DECR (5)	2003-2004 TOTAL (6)	INCR/DECR (7)	2004-2005 TOTAL (8)
REQUIREMENTS							
-----							
TOTAL OTHER EXPENSES & ADJUSTMEN	604,050	63,953	63,953	0	63,953	0	63,953
53 7135 UNCOMMITTED MEDCAID TXIX	0	4,027	4,027	0	4,027	0	4,027
53 7153 RES. RPLC. SPECIAL EQUIP	0	0	0	216,250	216,250	140,750	140,750
53 7170 REDISTRIBUTED COST	2	0	0	0	0	0	0
TOTAL RESERVES	2	4,027	4,027	216,250	220,277	140,750	144,777
53 8010 DEPENDENT CARE-OP TFR	19,447	0	0	0	0	0	0
53 81K1 TRANS TO B/C 14445 DMA	38,927,459	164,198	164,198	0	164,198	0	164,198
53 8980 TFR TO SUBSEQUENT FY	77,306	0	0	0	0	0	0
TOTAL INTRAGOVERNMENTAL TRANSACT	39,024,212	164,198	164,198	0	164,198	0	164,198
TOTAL REQUIREMENTS	110,568,314	71,283,952	70,221,059	941,323	71,162,382	1,322,027	71,543,086
-----							
ESTIMATED RECEIPTS							
-----							
43 4131 TELEPHONE/TELECOM SVC	0	449	449	0	449	0	449
43 4134 PRINT, BIND & DUPLIC SVC	11	330	330	0	330	0	330
43 4140 MAINTENANCE & REPAIR SVC	0	647	647	0	647	0	647
43 4150 FOOD & VENDING SVC	880	3,017	3,017	0	3,017	0	3,017
43 4160 PROFESSIONAL SERVICES	17,879	41,068	41,068	0	41,068	0	41,068
43 4170 UTILITY SALES & SERVICES	102	0	0	0	0	0	0
43 4190 OTHER SALES & SERVICES	2,142	2,299,022	2,299,022	-2,296,880	2,142	-2,296,880	2,142
43 4200 HOSPITAL & MEDICAL SALES	5,677,060	8,284,429	8,284,429	-2,577,065	5,707,364	-2,577,065	5,707,364
43 4320 SALE OF SURPLUS PROPERTY	27,874	10,500	10,500	0	10,500	0	10,500
43 4410 RENTAL OF REAL PROPERTY	12,813	9,211	9,211	0	9,211	0	9,211
43 5900 OTHER LIC,FEES/PERMITS	181,495	390,526	390,526	0	390,526	0	390,526
43 7122 ACCTS REV INTEREST	615	0	0	0	0	0	0
43 7123 ACCTS REC PENALTY	178	0	0	0	0	0	0
43 7990 OTHER MISC REV-PROGRAM	7,280	136,583	136,583	0	136,583	0	136,583
43 7992 PETTY/IMPRES CASH	200	200	200	0	200	0	200
43 7994 RETURNED CHECK FEE	120	0	0	0	0	0	0
53 8220 REIMB-DUAL EMPLOYEE PAYM	76,594	202,888	202,888	0	202,888	0	202,888
53 8310 REIMB - OTHER DIETARY	351	3,080	3,080	0	3,080	0	3,080
53 8317 PROFESSIONAL SERVICES	683	12,206	12,206	0	12,206	0	12,206
53 8318 REIMB-AUTOMOTIVE	43,547	38,440	38,440	0	38,440	0	38,440

FUND DETAIL

4460 -  
 14460 DHHS - Div Mental Health/Develop.Disab./Sub.Abuse  
 1240 Dorothea Dix Hospital

DESCRIPTION (1)	2001-2002 ACTUAL (2)	CERTIFIED (3)	2002-2003 AUTHORIZED (4)	INCR/DECR (5)	2003-2004 TOTAL (6)	INCR/DECR (7)	2004-2005 TOTAL (8)
ESTIMATED RECEIPTS							
53 8319 REIMB-DRUGS	6,782	0	0	0	0	0	0
53 8330 MEDICARE TXVIII CU YR	0	181,245	181,245	-181,245	0	-181,245	0
53 8335 MEDICAID - TXIX CU YR	3,608,000	4,743,257	4,743,257	-1,447,285	3,295,972	-1,447,285	3,295,972
53 8336 MEDICAID TXIX PR YR	25,825	0	0	0	0	0	0
53 8341 MEDICAID PR YR RECOUP	-11,138	0	0	0	0	0	0
53 8353 MEDICAID SNF LOW LEVEL	38,985	165,275	165,275	-126,290	38,985	-126,290	38,985
53 8354 MEDICAID ICF LOW LEVEL	346,156	347,572	347,572	-1,417	346,155	-1,417	346,155
53 8363 MEDICAID PART B - CU YR	174	17,803	17,803	-17,630	173	-17,630	173
53 8366 MEDICAID DISP SHARE	38,960,954	0	0	0	0	0	0
53 88CB WIC NUTRITION	11,259	0	0	0	0	0	0
53 881A REHAB SVCS. BASIC SUPP.	2,846	3,466	3,466	0	3,466	0	3,466
53 883B MEDICARE-FFP	69,619	71,435	71,435	0	71,435	0	71,435
53 883C CLIA	9,117	9,092	9,092	0	9,092	0	9,092
53 884B TITLE III B-FFP 75%	3,683	6,312	6,312	0	6,312	0	6,312
53 884F OMBUDSMAN E-FFP 85%	9,497	1,257	1,257	0	1,257	0	1,257
53 886A HLTH STAND QUALITY BUREA	78,112	280,259	280,259	0	280,259	0	280,259
53 886C MEDICAID ADMIN. & TRNG.	313,182	8,916	8,916	0	8,916	0	8,916
53 887E CHILD SUPPORT ENF.	24,916	33,047	33,047	0	33,047	0	33,047
53 887F CHILD WELFARE SERVICES	2,064	3,814	3,814	0	3,814	0	3,814
53 887J REFUGEE CASH & MED.	1,566	1,557	1,557	0	1,557	0	1,557
53 887K IV-E FOSTER CARE ASSIST.	3,644	5,614	5,614	0	5,614	0	5,614
53 887L IV-E ADOPTION ASSISTANCE	1,397	926	926	0	926	0	926
53 887M DISABILITY DETERM.- SSA	2,498	1,648	1,648	0	1,648	0	1,648
53 887P LOW INC. ENERGY ASSIST.	2,533	7,116	7,116	0	7,116	0	7,116
53 887Q SOCIAL SVCS. BLOCK GRNT	8,417	18,434	18,434	0	18,434	0	18,434
53 888B JOB CORP	0	4,142	4,142	0	4,142	0	4,142
53 888C FOOD STAMPS - USDA	32,428	32,902	32,902	0	32,902	0	32,902
53 889A SEC 110-BASIC SUPP PROG	115,365	149,913	149,913	0	149,913	0	149,913
53 889B CLIENT ASSISTANCE PROGM	8,820	8,830	8,830	0	8,830	0	8,830
43 8980 PRIOR FIS YEAR TRANS	1,935,135	0	0	0	0	0	0
TOTAL RECEIPTS	51,661,660	17,536,428	17,536,428	-6,647,812	10,888,616	-6,647,812	10,888,616

FUND DETAIL

4460 -  
 14460 DHHS - Div Mental Health/Develop.Disab./Sub.Abuse  
 1240 Dorothea Dix Hospital

DESCRIPTION (1)	2001-2002 ACTUAL (2)	CERTIFIED (3)	2002-2003 AUTHORIZED (4)	INCR/DECR (5)	2003-2004 TOTAL (6)	INCR/DECR (7)	2004-2005 TOTAL (8)
NET APPROPRIATION	58,906,654	53,747,524	52,684,631	7,589,135	60,273,766	7,969,839	60,654,470



FUND DETAIL

4460 -  
 14460 DHHS - Div Mental Health/Develop.Disab./Sub.Abuse  
 1250 NC Special Care Center

DESCRIPTION (1)	2001-2002 ACTUAL (2)	CERTIFIED (3)	2002-2003 AUTHORIZED (4)	INCR/DECR (5)	2003-2004 TOTAL (6)	INCR/DECR (7)	2004-2005 TOTAL (8)
REQUIREMENTS							
53 1211 SPA-REG SALARIES-APPRO	9,120,986	9,767,345	9,852,345	0	9,852,345	0	9,852,345
53 1311 REG(N S) TEMP WAGES-APPR	65,864	0	0	0	0	0	0
53 1351 STU TEMP WAGES - APPRO	0	8,080	8,080	0	8,080	0	8,080
53 1411 OVERTIME PAY - APPROP	166,143	27,718	27,718	0	27,718	0	27,718
53 1421 HOLIDAY PAY - APPRO	76,279	43,575	43,575	0	43,575	0	43,575
53 1431 SHIFT 10% PREM PAY - APP	545,796	234,507	234,507	0	234,507	0	234,507
53 1441 CALLBK/STBY PREM PAY-APP	20,952	6,412	6,412	0	6,412	0	6,412
53 1451 DUAL EMPL WAGES - APPRO	7,193	0	0	0	0	0	0
53 1461 EPA&SPA-LONGVTY PAY-APPR	94,065	66,465	66,465	37,663	104,128	49,674	116,139
53 1511 SOCIAL SEC CONTRIB-APPRO	750,038	775,883	782,387	3,811	786,198	4,704	787,091
53 1521 RETIRE CONTRIB-APPR	495,623	308,576	314,636	-3,485	311,151	-3,131	311,505
53 1531 LEO RETIRE CONTRIB-APPRO	5,090	3,774	3,774	0	3,774	0	3,774
53 1561 MEDICAL INSURANCE-APPRO	884,659	1,017,889	1,017,889	2,795	1,020,684	2,795	1,020,684
53 1572 UNEMP COMP PAYMNTS TO ES	6,229	7,729	7,729	0	7,729	0	7,729
53 1625 ST DISABILITY PMT	32,758	26,757	26,757	0	26,757	0	26,757
53 1631 WRKER COMP-MED PAYMENTS	24,503	25,643	25,643	0	25,643	0	25,643
53 1632 WRKER COMP-TEMP DIS PAYM	5,568	20,966	20,966	0	20,966	0	20,966
53 1633 WRKER COMP-PERM DIS PAYM	0	1,455	1,455	0	1,455	0	1,455
53 1641 INMATE LABOR	1,790	7,800	7,800	0	7,800	0	7,800
TOTAL PERSONAL SERVICES	12,303,536	12,350,574	12,448,138	40,784	12,488,922	54,042	12,502,180
53 2131 HOSPITAL PROVIDED MED SER	63,116	67,132	67,132	2,685	69,817	5,572	72,704
53 2132 OTHER PROVIDED MED SER	101,300	118,771	118,771	861	119,632	1,760	120,531
53 2170 ADMINISTRATIVE SERVICES	7,059	0	0	0	0	0	0
53 2182 LAUNDRY SER AGREEMENT	168,438	124,773	124,773	52,279	177,052	52,279	177,052
53 2185 WASTE REMOVAL/RECY. SERV	25,995	22,840	22,840	0	22,840	0	22,840
53 2186 SECURITY SERVICE AGREE	38,099	38,375	38,375	0	38,375	0	38,375
53 2187 PEST CONTROL AGREEMENT	4,725	1,000	1,000	0	1,000	0	1,000
53 2199 OTHER CONTRACT SERVICES	32,671	13,300	13,300	0	13,300	0	13,300
53 2200 UTILITY/ENERGY SERVICES	515,555	495,801	510,845	14,026	524,871	28,562	539,407
53 2300 REPAIR SERVICES	16,020	21,861	21,861	0	21,861	0	21,861
53 2400 MAINTENANCE AGREEMENTS	46,987	58,635	58,635	3,318	61,953	3,318	61,953
53 2500 RENTALS/LEASES	14,504	11,538	11,538	0	11,538	0	11,538
53 2700 TRAVEL & OTHER EMP. EXP.	936	2,840	2,840	0	2,840	0	2,840
53 2800 COMMUNICA. & DATA PROC.	43,501	57,633	63,601	0	63,601	0	63,601
53 2900 OTHER SERVICES	8,351	9,983	9,983	0	9,983	0	9,983
TOTAL PURCHASED SERVICES	1,087,257	1,044,482	1,065,494	73,169	1,138,663	91,491	1,156,985
53 3100 GENERAL ADMIN. SUPPLIES	36,671	46,468	51,847	0	51,847	0	51,847

FUND DETAIL

4460 -  
 14460 DHHS - Div Mental Health/Develop.Disab./Sub.Abuse  
 1250 NC Special Care Center

DESCRIPTION (1)	2001-2002 ACTUAL (2)	CERTIFIED (3)	2002-2003 AUTHORIZED (4)	INCR/DECR (5)	2003-2004 TOTAL (6)	INCR/DECR (7)	2004-2005 TOTAL (8)
REQUIREMENTS							
53 3200 FACILITY & HDWE. SUPPLIE	150,290	224,311	236,881	0	236,881	0	236,881
53 3300 VEHICLE/EQUIP. OPER. SUP	9,256	14,774	14,774	0	14,774	0	14,774
53 3400 FOOD & DIETARY SUPPLIES	581,278	594,188	581,278	11,626	592,904	27,320	608,598
53 3500 CLOTHING & RECREAT. SUPP	6,962	17,121	12,927	0	12,927	0	12,927
53 3600 DRUGS/PHARMACEU. SUPP.	1,504,482	1,525,100	1,494,482	101,510	1,595,992	206,744	1,701,226
53 3700 RESEARCH/DEV. & ED. SUPP	208	2,854	2,854	0	2,854	0	2,854
53 3900 OTHER MATERIALS & SUPP	17,924	21,735	30,496	0	30,496	0	30,496
TOTAL SUPPLIES	2,307,071	2,446,551	2,425,539	113,136	2,538,675	234,064	2,659,603
53 4500 EQUIPMENT	93,648	111,294	111,294	23,237	134,531	54,994	166,288
TOTAL PROPERTY, PLANT & EQUIPMT	93,648	111,294	111,294	23,237	134,531	54,994	166,288
53 5100 LEGAL, LICENSE & PERM.CO	175	0	0	0	0	0	0
53 5800 OTHER ADMIN. EXP.	11,630	3,692	3,692	0	3,692	0	3,692
53 5900 OTHER EXPENSE	4,272	8,095	8,095	0	8,095	0	8,095
TOTAL OTHER EXPENSES & ADJUSTMEN	16,077	11,787	11,787	0	11,787	0	11,787
53 7153 RES. RPLC. SPECIAL EQUIP	0	0	0	211,780	211,780	301,000	301,000
TOTAL RESERVES	0	0	0	211,780	211,780	301,000	301,000
53 8010 DEPENDENT CARE-OP TFR	2,418	0	0	0	0	0	0
53 8980 TFR TO SUBSEQUENT FY	31,049	0	0	0	0	0	0
TOTAL INTRAGOVERNMENTAL TRANSACT	33,467	0	0	0	0	0	0
TOTAL REQUIREMENTS	15,841,056	15,964,688	16,062,252	462,106	16,524,358	735,591	16,797,843

FUND DETAIL

4460 -  
 14460 DHHS - Div Mental Health/Develop.Disab./Sub.Abuse  
 1250 NC Special Care Center

DESCRIPTION (1)	2001-2002 ACTUAL (2)	CERTIFIED (3)	2002-2003 AUTHORIZED (4)	INCR/DECR (5)	2003-2004 TOTAL (6)	INCR/DECR (7)	2004-2005 TOTAL (8)
ESTIMATED RECEIPTS							
43 4131 TELEPHONE/TELECOM SVC	63	105	105	0	105	0	105
43 4150 FOOD & VENDING SVC	42,942	45,000	45,000	0	45,000	0	45,000
43 4200 HOSPITAL & MEDICAL SALES	1,356,700	1,114,248	1,114,248	242,448	1,356,696	242,448	1,356,696
43 4320 SALE OF SURPLUS PROPERTY	1,205	0	0	0	0	0	0
43 7990 OTHER MISC REV-PROGRAM	136	324	324	0	324	0	324
43 7992 PETTY/IMPREST CASH	500	500	500	0	500	0	500
53 8220 REIMB-DUAL EMPLOYEE PAYM	1,271	0	0	0	0	0	0
53 8301 UTILITY SALES & SERVICE	134,013	106,952	106,952	27,061	134,013	27,061	134,013
53 8311 REIMB - MEDICAL SUPPLIES	175	0	0	0	0	0	0
53 8318 REIMB-AUTOMOTIVE	1,551	746	746	805	1,551	805	1,551
53 8332 MEDICAID SNF CUR YEAR	4,118,336	6,025,911	6,025,911	-1,989,411	4,036,500	-1,989,411	4,036,500
53 8337 MEDICAID - ICF CU YR	9,850,154	5,898,296	5,923,068	3,427,941	9,351,009	3,427,941	9,351,009
53 8338 MEDICAID ICF PR YR	25,438	0	0	0	0	0	0
53 8398 MEDICARE/MEDICAID REFUND	-1,029,005	0	0	0	0	0	0
TOTAL RECEIPTS	14,503,479	13,192,082	13,216,854	1,708,844	14,925,698	1,708,844	14,925,698
NET APPROPRIATION	1,337,577	2,772,606	2,845,398	-1,246,738	1,598,660	-973,253	1,872,145

FUND DETAIL

4460 -  
 14460 DHHS - Div Mental Health/Develop.Disab./Sub.Abuse  
 1260 John Umstead Hospital

DESCRIPTION (1)	2001-2002 ACTUAL (2)	CERTIFIED (3)	2002-2003 AUTHORIZED (4)	INCR/DECR (5)	2003-2004 TOTAL (6)	INCR/DECR (7)	2004-2005 TOTAL (8)
REQUIREMENTS							
53 1211 SPA-REG SALARIES-APPRO	38,110,731	41,963,967	41,983,155	0	41,983,155	0	41,983,155
53 1212 SPA-REG SALARIES-REC	174,149	194,522	194,522	0	194,522	0	194,522
53 1251 SPA-TEACHER SALARY APPRO	947,789	812,266	812,266	0	812,266	0	812,266
53 1254 SPA TEACHING SUPPLEMENT	47,301	37,618	37,618	0	37,618	0	37,618
53 1311 REG(N S) TEMP WAGES-APPR	1,889,228	228,067	228,067	0	228,067	0	228,067
53 1351 STU TEMP WAGES - APPRO	39,584	12,000	12,000	0	12,000	0	12,000
53 1411 OVERTIME PAY - APPROP	1,956,192	1,585,980	1,585,980	0	1,585,980	0	1,585,980
53 1412 SPA OT-STRAIGHT TIME-REC	15,794	11,873	11,873	0	11,873	0	11,873
53 1421 HOLIDAY PAY - APPRO	255,785	196,337	196,337	0	196,337	0	196,337
53 1422 HOLIDAY PAY - RECEIPTS	709	405	405	0	405	0	405
53 1431 SHIFT 10% PREM PAY - APP	1,666,642	1,182,432	1,182,432	0	1,182,432	0	1,182,432
53 1432 SHIFT 10% PREM PAY - REC	67	0	0	0	0	0	0
53 1441 CALLBK/STBY PREM PAY-APP	59,771	5,299	5,299	0	5,299	0	5,299
53 1442 CALLBK/STBY PREM PAY REC	5,158	3,431	3,431	0	3,431	0	3,431
53 1452 DUAL EMPL. WAGES - REC.	268,218	52,082	52,082	0	52,082	0	52,082
53 1461 EPA&SPA-LONGVTY PAY-APPR	541,652	537,778	537,778	36,854	574,632	80,315	618,093
53 1462 EPA&SPA-LONGVTY PAY-REC	2,824	4,067	4,067	1,058	5,125	1,058	5,125
53 1511 SOCIAL SEC CONTRIB-APPRO	3,304,693	3,540,190	3,541,658	22,276	3,563,934	25,601	3,567,259
53 1512 SOCIAL SECURITY-RECEIPT	31,521	20,381	20,381	78	20,459	78	20,459
53 1521 RETIRE CONTRIB-APPR	2,152,838	1,422,154	1,423,522	7,205	1,430,727	8,521	1,432,043
53 1522 REG RETIRE CONTRIB-RECPT	10,098	22,756	22,756	-14,652	8,104	-14,652	8,104
53 1561 MEDICAL INSURANCE-APPRO	3,047,716	3,732,010	3,732,010	-7,100	3,724,910	-7,100	3,724,910
53 1562 MEDICAL INSURANCE-RECEIP	12,595	11,280	11,280	3,385	14,665	3,385	14,665
53 1572 UNEMP COMP PAYMNTS TO ES	19,653	18,196	18,196	0	18,196	0	18,196
53 1590 RESERVES FOR STAFF BENE	0	2,077	2,077	0	2,077	0	2,077
53 1625 ST DISABILITY PMT	114,375	58,014	58,014	0	58,014	0	58,014
53 1631 WRKER COMP-MED PAYMENTS	572,710	170,599	170,599	0	170,599	0	170,599
53 1632 WRKER COMP-TEMP DIS PAYM	0	41,868	41,868	0	41,868	0	41,868
53 1633 WRKER COMP-PERM DIS PAYM	0	52,985	52,985	0	52,985	0	52,985
53 1641 INMATE LABOR	9,492	17,822	17,822	0	17,822	0	17,822
53 1642 THERAPEUTIC WAGES	99,623	117,668	117,668	0	117,668	0	117,668
TOTAL PERSONAL SERVICES	55,356,908	56,056,124	56,078,148	49,104	56,127,252	97,206	56,175,354
53 2110 LEGAL SERVICES	69	0	0	0	0	0	0
53 2131 HOSPITAL PROVIDED MED SER	304,407	149,758	270,820	173,671	444,491	185,316	456,136
53 2132 OTHER PROVIDED MED SER	2,489,337	2,284,646	2,284,646	22,280	2,306,926	45,551	2,330,197
53 2170 ADMINISTRATIVE SERVICES	52,055	4,600	4,600	0	4,600	0	4,600
53 2182 LAUNDRY SER AGREEMENT	198,654	217,633	217,633	0	217,633	0	217,633
53 2185 WASTE REMOVAL/RECY. SERV	67,696	67,534	67,534	1,370	68,904	1,370	68,904
53 2191 DUAL EMP PAY TO AGENCY	25,554	0	0	0	0	0	0

FUND DETAIL

4460 -  
 14460 DHHS - Div Mental Health/Develop.Disab./Sub.Abuse  
 1260 John Umstead Hospital

DESCRIPTION (1)	2001-2002 ACTUAL (2)	CERTIFIED (3)	2002-2003 AUTHORIZED (4)	INCR/DECR (5)	2003-2004 TOTAL (6)	INCR/DECR (7)	2004-2005 TOTAL (8)
REQUIREMENTS							
53 2199 OTHER CONTRACT SERVICES	386,500	40,158	40,158	0	40,158	0	40,158
53 2200 UTILITY/ENERGY SERVICES	1,586,779	1,695,974	1,695,974	43,892	1,739,866	89,380	1,785,354
53 2300 REPAIR SERVICES	59,783	86,858	86,858	0	86,858	0	86,858
53 2400 MAINTENANCE AGREEMENTS	144,531	129,414	129,414	10,022	139,436	10,022	139,436
53 2500 RENTALS/LEASES	64,610	90,353	90,353	0	90,353	0	90,353
53 2700 TRAVEL & OTHER EMP. EXP.	2,285	17,971	17,971	0	17,971	0	17,971
53 2800 COMMUNICA. & DATA PROC.	580,822	592,504	592,504	85,482	677,986	85,482	677,986
53 2900 OTHER SERVICES	39,529	62,147	62,147	0	62,147	0	62,147
TOTAL PURCHASED SERVICES	6,002,611	5,439,550	5,560,612	336,717	5,897,329	417,121	5,977,733
53 3100 GENERAL ADMIN. SUPPLIES	176,374	146,189	146,189	0	146,189	0	146,189
53 3200 FACILITY & HDWE. SUPPLIE	487,451	516,901	516,901	0	516,901	0	516,901
53 3300 VEHICLE/EQUIP. OPER. SUP	112,253	106,461	106,461	26,703	133,164	36,883	143,344
53 3400 FOOD & DIETARY SUPPLIES	1,040,307	1,113,121	1,113,121	22,263	1,135,384	52,316	1,165,437
53 3500 CLOTHING & RECREAT. SUPP	77,888	64,710	64,710	0	64,710	0	64,710
53 3600 DRUGS/PHARMACEU. SUPP.	3,437,905	3,546,884	3,546,884	252,384	3,799,268	517,640	4,064,524
53 3700 RESEARCH/DEV. & ED. SUPP	10,512	13,327	13,327	1,063	14,390	2,179	15,506
53 3900 OTHER MATERIALS & SUPP	55,909	121,468	121,468	0	121,468	0	121,468
TOTAL SUPPLIES	5,398,599	5,629,061	5,629,061	302,413	5,931,474	609,018	6,238,079
53 4500 EQUIPMENT	63,589	280,455	280,455	0	280,455	0	280,455
53 4700 INTANGIBLE ASSETS	437	0	0	0	0	0	0
TOTAL PROPERTY, PLANT & EQUIPMT	64,026	280,455	280,455	0	280,455	0	280,455
53 5100 LEGAL, LICENSE & PERM.CO	157,370	0	0	0	0	0	0
53 5800 OTHER ADMIN. EXP.	30,683	25,986	25,986	0	25,986	0	25,986
53 5900 OTHER EXPENSE	19,456	21,021	21,021	0	21,021	0	21,021
TOTAL OTHER EXPENSES & ADJUSTMEN	207,509	47,007	47,007	0	47,007	0	47,007
53 7153 RES. RPLC. SPECIAL EQUIP	0	0	0	115,000	115,000	58,500	58,500
TOTAL RESERVES	0	0	0	115,000	115,000	58,500	58,500
53 8010 DEPENDENT CARE-OP TFR	16,502	0	0	0	0	0	0
53 81K1 TRANS TO B/C 14445 DMA	34,871,134	212,245	212,245	0	212,245	0	212,245
53 8980 TFR TO SUBSEQUENT FY	96,020	0	0	0	0	0	0
TOTAL INTRAGOVERNMENTAL TRANSACT	34,983,656	212,245	212,245	0	212,245	0	212,245

FUND DETAIL

4460 -  
 14460 DHHS - Div Mental Health/Develop.Disab./Sub.Abuse  
 1260 John Umstead Hospital

DESCRIPTION (1)	2001-2002 ACTUAL (2)	CERTIFIED (3)	2002-2003 AUTHORIZED (4)	INCR/DECR (5)	2003-2004 TOTAL (6)	INCR/DECR (7)	2004-2005 TOTAL (8)
-----							
TOTAL REQUIREMENTS	102,013,309	67,664,442	67,807,528	803,234	68,610,762	1,181,845	68,989,373
-----							
ESTIMATED RECEIPTS							
-----							
43 2302 COMM COL/TECH INST	400	0	0	0	0	0	0
43 4131 TELEPHONE/TELECOM SVC	12,394	0	0	0	0	0	0
43 4134 PRINT, BIND & DUPLIC SVC	2,235	1,558	1,558	0	1,558	0	1,558
43 4140 MAINTENANCE & REPAIR SVC	1,471	0	0	0	0	0	0
43 4150 FOOD & VENDING SVC	3	0	0	0	0	0	0
43 4160 PROFESSIONAL SERVICES	1,579	5,878	5,878	0	5,878	0	5,878
43 4200 HOSPITAL & MEDICAL SALES	6,882,123	7,153,404	7,153,404	-271,288	6,882,116	-271,288	6,882,116
43 4320 SALE OF SURPLUS PROPERTY	19,389	2,900	2,900	0	2,900	0	2,900
43 4410 RENTAL OF REAL PROPERTY	5,625	5,925	5,925	0	5,925	0	5,925
43 5500 FINES,PENAL, ASSESS FEE	50	0	0	0	0	0	0
43 5900 OTHER LIC,FEES/PERMITS	10	0	0	0	0	0	0
43 7122 ACCTS REV INTEREST	380	0	0	0	0	0	0
43 7990 OTHER MISC REV-PROGRAM	144	0	0	0	0	0	0
43 7992 PETTY/IMPREST CASH	2,025	1,900	1,900	0	1,900	0	1,900
43 813E TRANSFER FROM B/C 54465	7,203	7,203	7,203	0	7,203	0	7,203
53 8220 REIMB-DUAL EMPLOYEE PAYM	302,557	56,067	56,067	0	56,067	0	56,067
53 8301 UTILITY SALES & SERVICE	41,895	64,353	64,353	0	64,353	0	64,353
53 8305 REIMB - REPAIRS	10,768	9,148	9,148	0	9,148	0	9,148
53 8308 REIMB - TELEPHONE	4,888	0	0	0	0	0	0
53 8317 PROFESSIONAL SERVICES	260,329	233,395	233,395	0	233,395	0	233,395
53 8319 REIMB-DRUGS	190	0	0	0	0	0	0
53 8321 PRIOR YEAR COLLECTIONS	39	0	0	0	0	0	0
53 8335 MEDICAID - TXIX CU YR	3,516,471	6,199,607	6,206,847	-2,743,383	3,463,464	-2,743,383	3,463,464
53 8337 MEDICAID - ICF CU YR	792,777	2,013,790	2,013,790	-739,058	1,274,732	-739,058	1,274,732
53 8341 MEDICAID PR YR RECOUP	26,301	0	0	0	0	0	0
53 8342 MEDICAID OUTPATIENT	4,084	0	0	0	0	0	0
53 8353 MEDICAID SNF LOW LEVEL	1,452,686	966,207	966,207	486,478	1,452,685	486,478	1,452,685
53 8354 MEDICAID ICF LOW LEVEL	721,448	515,348	515,348	206,099	721,447	206,099	721,447
53 8363 MEDICAID PART B - CU YR	1,417	42,450	42,450	-41,033	1,417	-41,033	1,417
53 8366 MEDICAID DISP SHARE	34,871,134	0	0	0	0	0	0
43 8980 PRIOR FIS YEAR TRANS	1,386,626	0	0	0	0	0	0

FUND DETAIL

4460 -  
 14460 DHHS - Div Mental Health/Develop.Disab./Sub.Abuse  
 1260 John Umstead Hospital

DESCRIPTION (1)	2001-2002 ACTUAL (2)	CERTIFIED (3)	2002-2003 AUTHORIZED (4)	INCR/DECR (5)	2003-2004 TOTAL (6)	INCR/DECR (7)	2004-2005 TOTAL (8)
-----							
TOTAL RECEIPTS	50,328,641	17,279,133	17,286,373	-3,102,185	14,184,188	-3,102,185	14,184,188
-----							
NET APPROPRIATION	51,684,668	50,385,309	50,521,155	3,905,419	54,426,574	4,284,030	54,805,185

FUND DETAIL

4460 -  
 14460 DHHS - Div Mental Health/Develop.Disab./Sub.Abuse  
 1261 John Umstead Hospital - Federal - Other

DESCRIPTION (1)	2001-2002 ACTUAL (2)	CERTIFIED (3)	2002-2003 AUTHORIZED (4)	INCR/DECR (5)	2003-2004 TOTAL (6)	INCR/DECR (7)	2004-2005 TOTAL (8)
REQUIREMENTS							
53 1212 SPA-REG SALARIES-REC	64,079	66,361	66,361	0	66,361	0	66,361
53 1422 HOLIDAY PAY - RECEIPTS	52	0	0	0	0	0	0
53 1432 SHIFT 10% PREM PAY - REC	1	0	0	0	0	0	0
53 1512 SOCIAL SECURITY-RECEIPT	4,771	5,077	5,077	0	5,077	0	5,077
53 1522 REG RETIRE CONTRIB-RECPT	3,209	2,011	2,011	0	2,011	0	2,011
53 1562 MEDICAL INSURANCE-RECEIP	5,526	5,866	5,866	0	5,866	0	5,866
TOTAL PERSONAL SERVICES	77,638	79,315	79,315	0	79,315	0	79,315
53 2700 TRAVEL & OTHER EMP. EXP.	658	6,729	6,729	0	6,729	0	6,729
53 2900 OTHER SERVICES	2,914	5,172	5,172	0	5,172	0	5,172
TOTAL PURCHASED SERVICES	3,572	11,901	11,901	0	11,901	0	11,901
53 3100 GENERAL ADMIN. SUPPLIES	2,880	2,510	2,510	0	2,510	0	2,510
53 3200 FACILITY & HDWE. SUPPLIE	368	1,370	1,370	0	1,370	0	1,370
53 3400 FOOD & DIETARY SUPPLIES	78	0	0	0	0	0	0
53 3500 CLOTHING & RECREAT. SUPP	4,357	9,014	9,014	0	9,014	0	9,014
53 3700 RESEARCH/DEV. & ED. SUPP	7,058	6,560	6,560	0	6,560	0	6,560
53 3900 OTHER MATERIALS & SUPP	1,380	5,154	5,154	0	5,154	0	5,154
TOTAL SUPPLIES	16,121	24,608	24,608	0	24,608	0	24,608
53 4500 EQUIPMENT	530	0	0	0	0	0	0
TOTAL PROPERTY, PLANT & EQUIPMT	530	0	0	0	0	0	0
TOTAL REQUIREMENTS	97,861	115,824	115,824	0	115,824	0	115,824
ESTIMATED RECEIPTS							
53 885B SAPT BLOCK GRANT	97,861	115,824	115,824	0	115,824	0	115,824



FUND DETAIL

4460 -  
 14460 DHHS - Div Mental Health/Develop.Disab./Sub.Abuse  
 1261 John Umstead Hospital - Federal - Other

DESCRIPTION (1)	2001-2002 ACTUAL (2)	CERTIFIED (3)	2002-2003 AUTHORIZED (4)	INCR/DECR (5)	2003-2004 TOTAL (6)	INCR/DECR (7)	2004-2005 TOTAL (8)
TOTAL RECEIPTS	97,861	115,824	115,824	0	115,824	0	115,824
-----							
NET APPROPRIATION	0	0	0	0	0	0	0

FUND DETAIL

4460 -  
 14460 DHHS - Div Mental Health/Develop.Disab./Sub.Abuse  
 1280 Wright School - State

DESCRIPTION (1)	2001-2002 ACTUAL (2)	CERTIFIED (3)	2002-2003 AUTHORIZED (4)	INCR/DECR (5)	2003-2004 TOTAL (6)	INCR/DECR (7)	2004-2005 TOTAL (8)
REQUIREMENTS							
53 1211 SPA-REG SALARIES-APPRO	677,468	720,143	720,143	0	720,143	0	720,143
53 1251 SPA-TEACHER SALARY APPRO	659,356	671,350	671,350	0	671,350	0	671,350
53 1254 SPA TEACHING SUPPLEMENT	29,795	30,960	30,960	0	30,960	0	30,960
53 1257 TIME LIMITED TEACHER SAL	10,166	0	0	0	0	0	0
53 1311 REG(N S) TEMP WAGES-APPR	10,632	0	0	0	0	0	0
53 1411 OVERTIME PAY - APPROP	222	56	56	0	56	0	56
53 1431 SHIFT 10% PREM PAY - APP	26,091	16,679	16,679	0	16,679	0	16,679
53 1452 DUAL EMPL. WAGES - REC.	10,450	10,450	10,450	0	10,450	0	10,450
53 1461 EPA&SPA-LONGVTY PAY-APPR	15,704	13,967	13,967	1,636	15,603	2,282	16,249
53 1511 SOCIAL SEC CONTRIB-APPRO	107,413	111,173	111,173	119	111,292	171	111,344
53 1512 SOCIAL SECURITY-RECEIPT	795	800	800	0	800	0	800
53 1513 SOCIAL SEC CONTRIB-UNDES	474	0	0	0	0	0	0
53 1521 RETIRE CONTRIB-APPR	69,303	43,683	43,683	398	44,081	418	44,101
53 1523 REG RETIRE CONTRIB-UNDES	240	0	0	0	0	0	0
53 1561 MEDICAL INSURANCE-APPRO	104,155	115,748	115,748	0	115,748	0	115,748
53 1563 MED.INSUR.-UNDESIGNATED	1,955	0	0	0	0	0	0
53 1625 ST DISABILITY PMT	7,893	0	0	0	0	0	0
53 1631 WRKER COMP-MED PAYMENTS	0	668	668	0	668	0	668
TOTAL PERSONAL SERVICES	1,732,112	1,735,677	1,735,677	2,153	1,737,830	2,871	1,738,548
53 2132 OTHER PROVIDED MED SER	15,465	20,010	20,010	901	20,911	1,661	21,671
53 2170 ADMINISTRATIVE SERVICES	9,760	0	0	0	0	0	0
53 2185 WASTE REMOVAL/RECY. SERV	2,080	2,000	2,000	0	2,000	0	2,000
53 2199 OTHER CONTRACT SERVICES	14,762	16,174	16,174	0	16,174	0	16,174
53 2200 UTILITY/ENERGY SERVICES	31,174	37,829	37,829	1,029	38,858	2,095	39,924
53 2300 REPAIR SERVICES	6,513	10,968	10,968	0	10,968	0	10,968
53 2400 MAINTENANCE AGREEMENTS	2,876	3,660	3,660	0	3,660	0	3,660
53 2500 RENTALS/LEASES	17,211	12,001	12,001	0	12,001	0	12,001
53 2700 TRAVEL & OTHER EMP. EXP.	596	4,982	4,982	0	4,982	0	4,982
53 2800 COMMUNICA. & DATA PROC.	11,070	14,458	14,458	0	14,458	0	14,458
53 2900 OTHER SERVICES	3,601	3,724	3,724	0	3,724	0	3,724
TOTAL PURCHASED SERVICES	115,108	125,806	125,806	1,930	127,736	3,756	129,562
53 3100 GENERAL ADMIN. SUPPLIES	8,683	8,668	8,668	0	8,668	0	8,668
53 3200 FACILITY & HDWE. SUPPLIE	6,754	8,355	8,355	0	8,355	0	8,355
53 3300 VEHICLE/EQUIP. OPER. SUP	1,008	1,204	1,204	0	1,204	0	1,204
53 3400 FOOD & DIETARY SUPPLIES	40,395	38,071	38,071	762	38,833	1,789	39,860
53 3600 DRUGS/PHARMACEU. SUPP.	256	1,541	1,541	86	1,627	169	1,710
53 3700 RESEARCH/DEV. & ED. SUPP	2,823	5,421	5,421	217	5,638	445	5,866

FUND DETAIL

4460 -  
 14460 DHHS - Div Mental Health/Develop.Disab./Sub.Abuse  
 1280 Wright School - State

DESCRIPTION (1)	2001-2002 ACTUAL (2)	CERTIFIED (3)	2002-2003 AUTHORIZED (4)	INCR/DECR (5)	2003-2004 TOTAL (6)	INCR/DECR (7)	2004-2005 TOTAL (8)
REQUIREMENTS							
53 3900 OTHER MATERIALS & SUPP	1,429	4,174	4,174	0	4,174	0	4,174
TOTAL SUPPLIES	61,348	67,434	67,434	1,065	68,499	2,403	69,837
53 4500 EQUIPMENT	29,842	7,553	7,553	0	7,553	0	7,553
TOTAL PROPERTY, PLANT & EQUIPMT	29,842	7,553	7,553	0	7,553	0	7,553
53 5800 OTHER ADMIN. EXP.	5,430	4,743	4,743	0	4,743	0	4,743
53 5900 OTHER EXPENSE	1,963	2,288	2,288	0	2,288	0	2,288
TOTAL OTHER EXPENSES & ADJUSTMEN	7,393	7,031	7,031	0	7,031	0	7,031
53 8980 TFR TO SUBSEQUENT FY	1,561	0	0	0	0	0	0
TOTAL INTRAGOVERNMENTAL TRANSACT	1,561	0	0	0	0	0	0
TOTAL REQUIREMENTS	1,947,364	1,943,501	1,943,501	5,148	1,948,649	9,030	1,952,531
ESTIMATED RECEIPTS							
43 2505 SCHOOL LUNCH DPI	16,506	0	0	0	0	0	0
43 4200 HOSPITAL & MEDICAL SALES	0	10,303	10,303	0	10,303	0	10,303
43 7992 PETTY/IMPREST CASH	400	400	400	0	400	0	400
43 8105 SCHOOL LUNCH PROGRAM	0	14,354	14,354	0	14,354	0	14,354
53 8220 REIMB-DUAL EMPLOYEE PAYM	13,615	11,250	11,250	0	11,250	0	11,250
53 8335 MEDICAID - TXIX CU YR	0	4,000	4,000	0	4,000	0	4,000
TOTAL RECEIPTS	30,521	40,307	40,307	0	40,307	0	40,307
NET APPROPRIATION	1,916,843	1,903,194	1,903,194	5,148	1,908,342	9,030	1,912,224

FUND DETAIL

4460 -  
 14460 DHHS - Div Mental Health/Develop.Disab./Sub.Abuse  
 1290 Program Services Mental Health - State

DESCRIPTION (1)	2001-2002 ACTUAL (2)	CERTIFIED (3)	2002-2003 AUTHORIZED (4)	INCR/DECR (5)	2003-2004 TOTAL (6)	INCR/DECR (7)	2004-2005 TOTAL (8)
REQUIREMENTS							
53 3600 DRUGS/PHARMACEU. SUPP.	1,921,996	1,693,672	1,693,672	135,494	1,829,166	281,827	1,975,499
TOTAL SUPPLIES	1,921,996	1,693,672	1,693,672	135,494	1,829,166	281,827	1,975,499
53 6908 PRIOR YEAR PAYMENT	1,528,836	0	0	0	0	0	0
53 6930 AT-RISK-CHILDREN	29,319,993	48,030,876	48,030,876	0	48,030,876	0	48,030,876
53 6932 DEINSTITUTIONALIZATION	15,474	15,474	15,474	0	15,474	0	15,474
53 6941 MULTIDISCIPLINARY EVAL	36,380	36,448	36,448	0	36,448	0	36,448
53 6945 UCR SERVICES-TO CHILDREN	12,780,005	14,587,777	14,587,777	0	14,587,777	0	14,587,777
53 6949 UCR SERVICE TO ADULTS	47,027,690	49,615,114	49,615,114	0	49,615,114	0	49,615,114
53 6950 DOMICILIARY CARE	1,874,999	1,875,000	1,875,000	0	1,875,000	0	1,875,000
53 6968 CONTRACTS - MHDDSAS	10,120	0	0	0	0	0	0
53 6974 NON-UCR CHILD	902,236	907,236	907,236	0	907,236	0	907,236
53 6975 NON-UCR ADULT	1,425,689	2,319,944	2,319,944	-500,000	1,819,944	-500,000	1,819,944
53 6977 TRAINING	20,000	20,000	20,000	0	20,000	0	20,000
53 6995 NON-UCR OTHER	1,156,012	1,242,614	1,242,614	0	1,242,614	0	1,242,614
53 6996 CRISIS SERVICES	566,290	717,807	717,807	0	717,807	0	717,807
TOTAL AID & PUBLIC ASSISTANCE	96,663,724	119,368,290	119,368,290	-500,000	118,868,290	-500,000	118,868,290
53 81J1 TRANS TO B/C 14440 DSS	500,000	0	0	0	0	0	0
53 8980 TFR TO SUBSEQUENT FY	503,221	0	0	0	0	0	0
TOTAL INTRAGOVERNMENTAL TRANSACT	1,003,221	0	0	0	0	0	0
TOTAL REQUIREMENTS	99,588,941	121,061,962	121,061,962	-364,506	120,697,456	-218,173	120,843,789
ESTIMATED RECEIPTS							
43 81J1 TRANS FROM 14440 DSS	313,935	313,935	313,935	0	313,935	0	313,935
43 81P1 TRANSFER FROM FUND 1993	20,000	20,000	20,000	0	20,000	0	20,000
53 8335 MEDICAID - TXIX CU YR	386,134	100,000	100,000	0	100,000	0	100,000

FUND DETAIL

4460 -  
 14460 DHHS - Div Mental Health/Develop.Disab./Sub.Abuse  
 1290 Program Services Mental Health - State

DESCRIPTION (1)	2001-2002 ACTUAL (2)	CERTIFIED (3)	2002-2003 AUTHORIZED (4)	INCR/DECR (5)	2003-2004 TOTAL (6)	INCR/DECR (7)	2004-2005 TOTAL (8)
TOTAL RECEIPTS	720,069	433,935	433,935	0	433,935	0	433,935
-----							
NET APPROPRIATION	98,868,872	120,628,027	120,628,027	-364,506	120,263,521	-218,173	120,409,854

FUND DETAIL

4460 -  
 14460 DHHS - Div Mental Health/Develop.Disab./Sub.Abuse  
 1291 Program Services Mental Health - Federal

DESCRIPTION (1)	2001-2002 ACTUAL (2)	CERTIFIED (3)	2002-2003 AUTHORIZED (4)	INCR/DECR (5)	2003-2004 TOTAL (6)	INCR/DECR (7)	2004-2005 TOTAL (8)
REQUIREMENTS							
53 6908 PRIOR YEAR PAYMENT	15,197	0	0	0	0	0	0
53 6919 ADULT HOMELESS - BG	377,163	425,500	425,500	0	425,500	0	425,500
53 6923 YOUTH HOMELESS - BG	57,819	112,500	112,500	0	112,500	0	112,500
53 6945 UCR SERVICES-TO CHILDREN	4,087,561	3,067,613	3,067,613	0	3,067,613	0	3,067,613
53 6949 UCR SERVICE TO ADULTS	6,324,304	5,572,649	5,572,649	0	5,572,649	0	5,572,649
53 6968 CONTRACTS - MHDDSAS	288,400	144,000	144,000	0	144,000	0	144,000
53 6974 NON-UCR CHILD	2,776,876	3,308,411	3,308,411	0	3,308,411	0	3,308,411
53 6975 NON-UCR ADULT	60,070	60,070	60,070	0	60,070	0	60,070
53 6977 TRAINING	18,000	84,176	84,176	0	84,176	0	84,176
TOTAL AID & PUBLIC ASSISTANCE	14,005,390	12,774,919	12,774,919	0	12,774,919	0	12,774,919
TOTAL REQUIREMENTS	14,005,390	12,774,919	12,774,919	0	12,774,919	0	12,774,919
ESTIMATED RECEIPTS							
43 25XA TRANSFER FROM CCPS-FLOYD	-5,646	0	0	0	0	0	0
43 81P1 TRANSFER FROM FUND 1993	15,197	0	0	0	0	0	0
53 88XR FEMA/FLOYD CRISIS COUN R	20,843	0	0	0	0	0	0
53 881K NC SYSTEM OF CARE NETWOR	1,269,560	1,500,000	1,500,000	0	1,500,000	0	1,500,000
53 885A COMMUNITY MH BG	9,071,366	7,955,939	7,955,939	0	7,955,939	0	7,955,939
53 885F PATH-GRANT FOR HOMELESS	434,982	538,000	538,000	0	538,000	0	538,000
53 885N SHELTER + CARE	144,000	144,000	144,000	0	144,000	0	144,000
53 885W NC FACES	1,181,716	1,478,411	1,478,411	0	1,478,411	0	1,478,411
53 887G CWS FAMILY PRESERVATION	330,000	330,000	330,000	0	330,000	0	330,000
53 887Q SOCIAL SVCS. BLOCK GRNT	1,168,927	828,569	828,569	0	828,569	0	828,569
TOTAL RECEIPTS	13,630,945	12,774,919	12,774,919	0	12,774,919	0	12,774,919
NET APPROPRIATION	374,445	0	0	0	0	0	0

FUND DETAIL

4460 -  
 14460 DHHS - Div Mental Health/Develop.Disab./Sub.Abuse  
 1310 Developmental Disabilities Administration

DESCRIPTION (1)	2001-2002 ACTUAL (2)	CERTIFIED (3)	2002-2003 AUTHORIZED (4)	INCR/DECR (5)	2003-2004 TOTAL (6)	INCR/DECR (7)	2004-2005 TOTAL (8)
REQUIREMENTS							
53 1213 SPA - REG SAL - UNDESIGN	1,994,261	1,837,424	1,838,960	0	1,838,960	0	1,838,960
53 1223 SPA TIME LIMITED SAL UN	19,789	0	0	0	0	0	0
53 1463 EPA&SPA-LONGVTY PAY-UNDE	40,346	45,714	45,714	-3,998	41,716	-1,163	44,551
53 1513 SOCIAL SEC CONTRIB-UNDES	151,485	142,209	142,329	1,543	143,872	1,760	144,089
53 1523 REG RETIRE CONTRIB-UNDES	102,693	56,854	56,962	655	57,617	741	57,703
53 1563 MED.INSUR.-UNDESIGNATED	115,482	120,930	120,930	-677	120,253	-677	120,253
53 1631 WRKER COMP-MED PAYMENTS	0	191	191	0	191	0	191
53 1632 WRKER COMP-TEMP DIS PAYM	0	1,975	1,975	0	1,975	0	1,975
TOTAL PERSONAL SERVICES	2,424,056	2,205,297	2,207,061	-2,477	2,204,584	661	2,207,722
53 2110 LEGAL SERVICES	15,037	0	0	0	0	0	0
53 2170 ADMINISTRATIVE SERVICES	50,326	0	0	0	0	0	0
53 2186 SECURITY SERVICE AGREE	1,845	0	0	0	0	0	0
53 2199 OTHER CONTRACT SERVICES	54,622	625,338	625,338	0	625,338	0	625,338
53 2300 REPAIR SERVICES	835	743	743	0	743	0	743
53 2400 MAINTENANCE AGREEMENTS	2,410	4,301	4,301	1,186	5,487	1,186	5,487
53 2500 RENTALS/LEASES	31,792	21,538	21,538	0	21,538	0	21,538
53 2700 TRAVEL & OTHER EMP. EXP.	31,284	100,633	100,633	0	100,633	0	100,633
53 2800 COMMUNICA. & DATA PROC.	61,504	67,200	67,200	0	67,200	0	67,200
53 2900 OTHER SERVICES	2,775	16,095	16,095	0	16,095	0	16,095
TOTAL PURCHASED SERVICES	252,430	835,848	835,848	1,186	837,034	1,186	837,034
53 3100 GENERAL ADMIN. SUPPLIES	10,654	11,730	11,730	0	11,730	0	11,730
53 3300 VEHICLE/EQUIP. OPER. SUP	0	7,714	7,714	0	7,714	0	7,714
53 3700 RESEARCH/DEV. & ED. SUPP	0	1,013	1,013	0	1,013	0	1,013
53 3900 OTHER MATERIALS & SUPP	0	3,232	3,232	0	3,232	0	3,232
TOTAL SUPPLIES	10,654	23,689	23,689	0	23,689	0	23,689
53 4500 EQUIPMENT	3,833	719	719	0	719	0	719
53 4600 ART,OTHER ARTIFACTS/LIT	999	475	475	0	475	0	475
53 4700 INTANGIBLE ASSETS	0	4,449	4,449	0	4,449	0	4,449
TOTAL PROPERTY, PLANT & EQUIPMT	4,832	5,643	5,643	0	5,643	0	5,643
53 5600 ASSET & OTHER ADJUST.	0	2,062	2,062	0	2,062	0	2,062
53 5800 OTHER ADMIN. EXP.	25,316	1,491	1,491	0	1,491	0	1,491
53 5900 OTHER EXPENSE	0	815	815	0	815	0	815
TOTAL OTHER EXPENSES & ADJUSTMEN	25,316	4,368	4,368	0	4,368	0	4,368

FUND DETAIL

4460 -  
 14460 DHHS - Div Mental Health/Develop.Disab./Sub.Abuse  
 1310 Developmental Disabilities Administration

DESCRIPTION (1)	2001-2002 ACTUAL (2)	CERTIFIED (3)	2002-2003 AUTHORIZED (4)	INCR/DECR (5)	2003-2004 TOTAL (6)	INCR/DECR (7)	2004-2005 TOTAL (8)
REQUIREMENTS							
53 6968 CONTRACTS - MHDDSAS	1,025,992	269,320	314,217	0	314,217	0	314,217
TOTAL AID & PUBLIC ASSISTANCE	1,025,992	269,320	314,217	0	314,217	0	314,217
53 716C UNCOMMITTED MEDICAID A&T	0	216,785	216,785	0	216,785	0	216,785
53 7170 REDISTRIBUTED COST	-2	0	0	0	0	0	0
TOTAL RESERVES	-2	216,785	216,785	0	216,785	0	216,785
53 81N1 TRANS TO 14480 DVR	15,750	0	0	0	0	0	0
53 8980 TFR TO SUBSEQUENT FY	56,749	0	0	0	0	0	0
TOTAL INTRAGOVERNMENTAL TRANSACT	72,499	0	0	0	0	0	0
TOTAL REQUIREMENTS	3,815,777	3,560,950	3,607,611	-1,291	3,606,320	1,847	3,609,458
ESTIMATED RECEIPTS							
43 2566 EXCESS RECEIPTS IVE TRAI	49	0	0	0	0	0	0
43 2996 PROVIDER MATCH	60,700	0	0	0	0	0	0
43 4310 SALE OF PUBLICATIONS	40	895	895	0	895	0	895
43 7300 INDIRECT(OVERHD) COST RE	0	2,062	2,062	0	2,062	0	2,062
53 88B8 TBI GRANT	9,233	0	0	0	0	0	0
53 883K NEW HORIZONS FOR 1ST FAM	71,557	0	0	0	0	0	0
53 885C EHA GRANT	0	55,000	55,000	0	55,000	0	55,000
53 885X TBI PROJECT ACCESS	124,665	0	0	0	0	0	0
53 886C MEDICAID ADMIN. & TRNG.	1,187,087	1,666,124	1,666,124	0	1,666,124	0	1,666,124
43 8980 PRIOR FIS YEAR TRANS	94,424	0	0	0	0	0	0
TOTAL RECEIPTS	1,547,755	1,724,081	1,724,081	0	1,724,081	0	1,724,081



FUND DETAIL

4460 -  
 14460 DHHS - Div Mental Health/Develop.Disab./Sub.Abuse  
 1310 Developmental Disabilities Administration

DESCRIPTION (1)	2001-2002 ACTUAL (2)	CERTIFIED (3)	2002-2003 AUTHORIZED (4)	INCR/DECR (5)	2003-2004 TOTAL (6)	INCR/DECR (7)	2004-2005 TOTAL (8)
NET APPROPRIATION	2,268,022	1,836,869	1,883,530	-1,291	1,882,239	1,847	1,885,377

FUND DETAIL

4460 -  
 14460 DHHS - Div Mental Health/Develop.Disab./Sub.Abuse  
 1320 Black Mountain Center - State

DESCRIPTION (1)	2001-2002 ACTUAL (2)	CERTIFIED (3)	2002-2003 AUTHORIZED (4)	INCR/DECR (5)	2003-2004 TOTAL (6)	INCR/DECR (7)	2004-2005 TOTAL (8)
REQUIREMENTS							
53 1211 SPA-REG SALARIES-APPRO	11,243,694	11,865,065	11,861,978	0	11,861,978	0	11,861,978
53 1251 SPA-TEACHER SALARY APPRO	138,762	146,544	146,544	0	146,544	0	146,544
53 1254 SPA TEACHING SUPPLEMENT	6,938	7,328	7,328	0	7,328	0	7,328
53 1311 REG(N S) TEMP WAGES-APPR	0	2,496	2,496	0	2,496	0	2,496
53 1312 REG(N S) TEMP WAGES-RECP	12,156	13,969	13,969	0	13,969	0	13,969
53 1351 STU TEMP WAGES - APPRO	0	6,666	6,666	0	6,666	0	6,666
53 1411 OVERTIME PAY - APPROP	179,634	35,606	35,606	0	35,606	0	35,606
53 1421 HOLIDAY PAY - APPRO	79,173	58,675	58,675	0	58,675	0	58,675
53 1431 SHIFT 10% PREM PAY - APP	592,816	307,278	307,278	0	307,278	0	307,278
53 1441 CALLBK/STBY PREM PAY-APP	1,042	6,301	6,301	0	6,301	0	6,301
53 1452 DUAL EMPL. WAGES - REC.	10,490	0	0	0	0	0	0
53 1461 EPA&SPA-LONGVTY PAY-APPR	123,008	96,367	96,367	12,835	109,202	23,446	119,813
53 1511 SOCIAL SEC CONTRIB-APPRO	917,018	959,684	959,448	21	959,469	832	960,280
53 1512 SOCIAL SECURITY-RECEIPT	785	1,069	1,069	0	1,069	0	1,069
53 1521 RETIRE CONTRIB-APPR	613,334	379,435	379,215	810	380,025	1,131	380,346
53 1522 REG RETIRE CONTRIB-RECPT	99	0	0	0	0	0	0
53 1561 MEDICAL INSURANCE-APPRO	1,132,225	1,312,547	1,312,547	-24,960	1,287,587	-24,960	1,287,587
53 1572 UNEMP COMP PAYMNTS TO ES	892	2,890	2,890	0	2,890	0	2,890
53 1590 RESERVES FOR STAFF BENE	3,036	2,530	2,530	0	2,530	0	2,530
53 1625 ST DISABILITY PMT	61,508	20,416	20,416	0	20,416	0	20,416
53 1631 WRKER COMP-MED PAYMENTS	32,789	45,493	45,493	0	45,493	0	45,493
53 1632 WRKER COMP-TEMP DIS PAYM	108,234	9,882	9,882	0	9,882	0	9,882
53 1633 WRKER COMP-PERM DIS PAYM	215,879	6,866	6,866	0	6,866	0	6,866
53 1639 OTHER WRKR COMP COST	70,842	0	0	0	0	0	0
53 1642 THERAPEUTIC WAGES	13,828	18,030	18,030	0	18,030	0	18,030
<b>TOTAL PERSONAL SERVICES</b>	<b>15,558,182</b>	<b>15,305,137</b>	<b>15,301,594</b>	<b>-11,294</b>	<b>15,290,300</b>	<b>449</b>	<b>15,302,043</b>
53 2132 OTHER PROVIDED MED SER	143,693	154,529	154,529	6,954	161,483	14,217	168,746
53 2170 ADMINISTRATIVE SERVICES	34,594	0	0	0	0	0	0
53 2182 LAUNDRY SER AGREEMENT	97,854	97,880	97,880	0	97,880	0	97,880
53 2185 WASTE REMOVAL/RECY. SERV	18,458	18,500	18,500	0	18,500	0	18,500
53 2191 DUAL EMP PAY TO AGENCY	8,321	0	0	0	0	0	0
53 2199 OTHER CONTRACT SERVICES	6,721	6,710	6,710	0	6,710	0	6,710
53 2200 UTILITY/ENERGY SERVICES	407,969	434,812	434,812	11,941	446,753	24,588	459,400
53 2300 REPAIR SERVICES	20,226	15,725	19,725	0	19,725	0	19,725
53 2400 MAINTENANCE AGREEMENTS	52,932	44,695	53,195	3,225	56,420	3,225	56,420
53 2500 RENTALS/LEASES	37,107	41,315	37,815	0	37,815	0	37,815
53 2700 TRAVEL & OTHER EMP. EXP.	9,610	30,891	30,891	0	30,891	0	30,891
53 2800 COMMUNICA. & DATA PROC.	52,876	75,357	60,857	0	60,857	0	60,857
53 2900 OTHER SERVICES	15,609	25,073	25,073	0	25,073	0	25,073

FUND DETAIL

4460 -  
 14460 DHHS - Div Mental Health/Develop.Disab./Sub.Abuse  
 1320 Black Mountain Center - State

DESCRIPTION (1)	2001-2002 ACTUAL (2)	CERTIFIED (3)	2002-2003 AUTHORIZED (4)	INCR/DECR (5)	2003-2004 TOTAL (6)	INCR/DECR (7)	2004-2005 TOTAL (8)
REQUIREMENTS							
-----							
TOTAL PURCHASED SERVICES	905,970	945,487	939,987	22,120	962,107	42,030	982,017
-----							
53 3100 GENERAL ADMIN. SUPPLIES	63,778	85,098	80,598	0	80,598	0	80,598
53 3200 FACILITY & HDWE. SUPPLIE	203,457	249,432	252,432	0	252,432	0	252,432
53 3300 VEHICLE/EQUIP. OPER. SUP	15,505	18,846	18,846	1,340	20,186	1,985	20,831
53 3400 FOOD & DIETARY SUPPLIES	770,462	795,074	795,074	14,016	809,090	32,937	828,011
53 3500 CLOTHING & RECREAT. SUPP	41,186	79,702	79,702	0	79,702	0	79,702
53 3600 DRUGS/PHARMACEU. SUPP.	973,242	984,191	984,191	68,319	1,052,510	139,923	1,124,114
53 3700 RESEARCH/DEV. & ED. SUPP	6,899	6,631	6,631	265	6,896	544	7,175
53 3900 OTHER MATERIALS & SUPP	33,110	68,101	68,101	0	68,101	0	68,101
-----							
TOTAL SUPPLIES	2,107,639	2,287,075	2,285,575	83,940	2,369,515	175,389	2,460,964
-----							
53 4500 EQUIPMENT	67,004	223,857	223,857	32,000	255,857	2,000	225,857
-----							
TOTAL PROPERTY, PLANT & EQUIPMT	67,004	223,857	223,857	32,000	255,857	2,000	225,857
-----							
53 5100 LEGAL, LICENSE & PERM.CO	6,171	0	7,000	0	7,000	0	7,000
53 5800 OTHER ADMIN. EXP.	5,762	7,689	7,689	0	7,689	0	7,689
53 5900 OTHER EXPENSE	10,470	16,693	16,693	0	16,693	0	16,693
-----							
TOTAL OTHER EXPENSES & ADJUSTMEN	22,403	24,382	31,382	0	31,382	0	31,382
-----							
53 7153 RES. RPLC. SPECIAL EQUIP	0	0	0	107,000	107,000	200,000	200,000
-----							
TOTAL RESERVES	0	0	0	107,000	107,000	200,000	200,000
-----							
53 8010 DEPENDENT CARE-OP TFR	2,976	0	0	0	0	0	0
53 8980 TFR TO SUBSEQUENT FY	18,149	0	0	0	0	0	0
-----							
TOTAL INTRAGOVERNMENTAL TRANSACT	21,125	0	0	0	0	0	0
-----							
TOTAL REQUIREMENTS	18,682,323	18,785,938	18,782,395	233,766	19,016,161	419,868	19,202,263
-----							

FUND DETAIL

4460 -  
 14460 DHHS - Div Mental Health/Develop.Disab./Sub.Abuse  
 1320 Black Mountain Center - State

DESCRIPTION (1)	2001-2002 ACTUAL (2)	CERTIFIED (3)	2002-2003 AUTHORIZED (4)	INCR/DECR (5)	2003-2004 TOTAL (6)	INCR/DECR (7)	2004-2005 TOTAL (8)
ESTIMATED RECEIPTS							
43 4131 TELEPHONE/TELECOM SVC	39	0	0	0	0	0	0
43 4133 POSTGE/FRGHT & DELIV SVC	511	0	0	0	0	0	0
43 4150 FOOD & VENDING SVC	192,048	183,274	183,274	0	183,274	0	183,274
43 4160 PROFESSIONAL SERVICES	1,073	981	981	0	981	0	981
43 4170 UTILITY SALES & SERVICES	15,377	15,287	15,287	0	15,287	0	15,287
43 4200 HOSPITAL & MEDICAL SALES	995,315	872,036	872,036	123,275	995,311	123,275	995,311
43 4320 SALE OF SURPLUS PROPERTY	225	2,200	2,200	2,100	4,300	-400	1,800
43 4390 OTH SALES OF GDS OR PUBL	423	0	0	0	0	0	0
43 4410 RENTAL OF REAL PROPERTY	57,598	50,253	50,253	0	50,253	0	50,253
43 7990 OTHER MISC REV-PROGRAM	15	0	0	0	0	0	0
43 7992 PETTY/IMPREST CASH	4,500	4,500	4,500	0	4,500	0	4,500
43 8105 SCHOOL LUNCH PROGRAM	0	3,924	3,924	0	3,924	0	3,924
43 819C TFR B/C 14500 CORR	22,825	15,296	15,296	0	15,296	0	15,296
53 8220 REIMB-DUAL EMPLOYEE PAYM	11,293	0	0	0	0	0	0
53 8309 REIMB - FOOD SERVICES	506,063	599,833	599,833	0	599,833	0	599,833
53 8311 REIMB - MEDICAL SUPPLIES	0	4,000	4,000	0	4,000	0	4,000
53 8316 REIMB JANITORIAL SUPPLIE	10,729	9,000	9,000	0	9,000	0	9,000
53 8317 PROFESSIONAL SERVICES	3,540	3,540	3,540	0	3,540	0	3,540
53 8319 REIMB-DRUGS	194,642	218,617	218,617	0	218,617	0	218,617
53 8320 REFUND PR YR EXP	14,796	0	0	0	0	0	0
53 8332 MEDICAID SNF CUR YEAR	338,323	332,305	332,305	1,908	334,213	1,908	334,213
53 8337 MEDICAID - ICF CU YR	6,404,994	5,348,897	5,348,897	402,645	5,751,542	402,645	5,751,542
53 8339 MEDICAID - ICF MR CU YR	9,960,150	9,247,747	9,247,747	400,000	9,647,747	400,000	9,647,747
53 8340 MEDICAID ICF MR PR YR	268,515	0	0	0	0	0	0
53 8358 CAP-MR MEDICAID	1,115	0	0	0	0	0	0
43 8980 PRIOR FIS YEAR TRANS	1,250	12,353	12,353	0	12,353	0	12,353
TOTAL RECEIPTS	19,005,359	16,924,043	16,924,043	929,928	17,853,971	927,428	17,851,471
NET APPROPRIATION	-323,036	1,861,895	1,858,352	-696,162	1,162,190	-507,560	1,350,792

FUND DETAIL

4460 -  
 14460 DHHS - Div Mental Health/Develop.Disab./Sub.Abuse  
 1330 Caswell Center - State

DESCRIPTION (1)	2001-2002 ACTUAL (2)	CERTIFIED (3)	2002-2003 AUTHORIZED (4)	INCR/DECR (5)	2003-2004 TOTAL (6)	INCR/DECR (7)	2004-2005 TOTAL (8)
REQUIREMENTS							
53 1211 SPA-REG SALARIES-APPRO	42,947,956	44,852,841	44,840,592	0	44,840,592	0	44,840,592
53 1251 SPA-TEACHER SALARY APPRO	3,001,729	2,981,408	2,981,408	0	2,981,408	0	2,981,408
53 1254 SPA TEACHING SUPPLEMENT	127,743	129,240	129,240	0	129,240	0	129,240
53 1351 STU TEMP WAGES - APPRO	21,552	0	0	0	0	0	0
53 1411 OVERTIME PAY - APPROP	436,343	435,735	435,735	0	435,735	0	435,735
53 1421 HOLIDAY PAY - APPRO	287,008	268,506	268,506	0	268,506	0	268,506
53 1431 SHIFT 10% PREM PAY - APP	1,318,852	1,084,979	1,084,979	0	1,084,979	0	1,084,979
53 1441 CALLBK/STBY PREM PAY-APP	12,009	11,114	11,114	0	11,114	0	11,114
53 1452 DUAL EMPL. WAGES - REC.	2,964	0	0	0	0	0	0
53 1461 EPA&SPA-LONGVTY PAY-APPR	805,715	651,821	651,821	248,577	900,398	317,595	969,416
53 1511 SOCIAL SEC CONTRIB-APPRO	3,659,751	3,853,357	3,852,420	3,439	3,855,859	3,349	3,855,769
53 1512 SOCIAL SECURITY-RECEIPT	94	0	0	0	0	0	0
53 1513 SOCIAL SEC CONTRIB-UNDES	2,252	0	0	0	0	0	0
53 1521 RETIRE CONTRIB-APPR	2,375,709	1,523,345	1,522,472	0	1,522,472	0	1,522,472
53 1531 LEO RETIRE CONTRIB-APPRO	8,730	10,686	10,686	0	10,686	0	10,686
53 1561 MEDICAL INSURANCE-APPRO	4,430,802	4,961,874	4,961,874	38,891	5,000,765	38,891	5,000,765
53 1572 UNEMP COMP PAYMNTS TO ES	15,602	2,730	2,730	0	2,730	0	2,730
53 1625 ST DISABILITY PMT	200,841	58,822	58,822	0	58,822	0	58,822
53 1631 WRKER COMP-MED PAYMENTS	180,833	171,687	171,687	0	171,687	0	171,687
53 1632 WRKER COMP-TEMP DIS PAYM	134,032	101,276	101,276	0	101,276	0	101,276
53 1633 WRKER COMP-PERM DIS PAYM	84,057	122,251	122,251	0	122,251	0	122,251
53 1639 OTHER WRKR COMP COST	25,888	21,072	21,072	0	21,072	0	21,072
53 1642 THERAPEUTIC WAGES	90,893	100,000	100,000	0	100,000	0	100,000
TOTAL PERSONAL SERVICES	60,171,355	61,342,744	61,328,685	290,907	61,619,592	359,835	61,688,520
53 2110 LEGAL SERVICES	156	0	0	0	0	0	0
53 2131 HOSPITAL PROVIDED MED SER	0	5,000	5,000	200	5,200	5,415	10,415
53 2132 OTHER PROVIDED MED SER	193,935	178,579	178,579	7,013	185,592	14,337	192,916
53 2170 ADMINISTRATIVE SERVICES	49,676	0	0	0	0	0	0
53 2182 LAUNDRY SER AGREEMENT	412,549	402,358	402,358	0	402,358	0	402,358
53 2185 WASTE REMOVAL/RECY. SERV	38,044	29,200	29,200	0	29,200	0	29,200
53 2199 OTHER CONTRACT SERVICES	8,423	12,000	12,000	0	12,000	0	12,000
53 2200 UTILITY/ENERGY SERVICES	1,419,044	1,455,820	1,455,820	-26,778	1,429,042	21,486	1,477,306
53 2300 REPAIR SERVICES	49,422	28,514	28,514	0	28,514	0	28,514
53 2400 MAINTENANCE AGREEMENTS	94,696	83,114	83,114	9,651	92,765	9,651	92,765
53 2500 RENTALS/LEASES	63,517	52,554	52,554	0	52,554	0	52,554
53 2700 TRAVEL & OTHER EMP. EXP.	11,263	45,858	45,858	0	45,858	0	45,858
53 2800 COMMUNICA. & DATA PROC.	70,919	156,527	156,527	0	156,527	0	156,527
53 2900 OTHER SERVICES	42,700	63,679	63,679	0	63,679	0	63,679
TOTAL PURCHASED SERVICES	2,454,344	2,513,203	2,513,203	-9,914	2,503,289	50,889	2,564,092

FUND DETAIL

4460 -  
 14460 DHHS - Div Mental Health/Develop.Disab./Sub.Abuse  
 1330 Caswell Center - State

DESCRIPTION (1)	2001-2002 ACTUAL (2)	CERTIFIED (3)	2002-2003 AUTHORIZED (4)	INCR/DECR (5)	2003-2004 TOTAL (6)	INCR/DECR (7)	2004-2005 TOTAL (8)
REQUIREMENTS							
53 3100 GENERAL ADMIN. SUPPLIES	77,114	130,136	130,136	0	130,136	0	130,136
53 3200 FACILITY & HDWE. SUPPLIE	605,309	732,543	732,543	0	732,543	0	732,543
53 3300 VEHICLE/EQUIP. OPER. SUP	59,397	87,315	87,315	9,380	96,695	12,080	99,395
53 3400 FOOD & DIETARY SUPPLIES	1,307,429	1,287,909	1,287,909	25,758	1,313,667	60,532	1,348,441
53 3500 CLOTHING & RECREAT. SUPP	60,439	79,110	79,110	0	79,110	0	79,110
53 3600 DRUGS/PHARMACEU. SUPP.	1,915,435	1,786,336	1,786,336	123,382	1,909,718	252,078	2,038,414
53 3700 RESEARCH/DEV. & ED. SUPP	25,805	22,200	22,200	888	23,088	1,820	24,020
53 3900 OTHER MATERIALS & SUPP	66,635	65,548	65,548	0	65,548	0	65,548
TOTAL SUPPLIES	4,117,563	4,191,097	4,191,097	159,408	4,350,505	326,510	4,517,607
53 4400 OTHER STRUCT. & IMPROV.	0	17,542	17,542	0	17,542	0	17,542
53 4500 EQUIPMENT	522,440	534,708	534,708	175,980	710,688	157,680	692,388
TOTAL PROPERTY, PLANT & EQUIPMT	522,440	552,250	552,250	175,980	728,230	157,680	709,930
53 5100 LEGAL, LICENSE & PERM.CO	12,636	0	0	0	0	0	0
53 5800 OTHER ADMIN. EXP.	14,919	12,926	12,926	0	12,926	0	12,926
53 5900 OTHER EXPENSE	15,164	32,406	32,406	0	32,406	0	32,406
TOTAL OTHER EXPENSES & ADJUSTMEN	42,719	45,332	45,332	0	45,332	0	45,332
53 7153 RES. RPLC. SPECIAL EQUIP	0	0	0	315,500	315,500	326,000	326,000
TOTAL RESERVES	0	0	0	315,500	315,500	326,000	326,000
53 8010 DEPENDENT CARE-OP TFR	4,849	0	0	0	0	0	0
53 8980 TFR TO SUBSEQUENT FY	2,612	0	0	0	0	0	0
TOTAL INTRAGOVERNMENTAL TRANSACT	7,461	0	0	0	0	0	0
TOTAL REQUIREMENTS	67,315,882	68,644,626	68,630,567	931,881	69,562,448	1,220,914	69,851,481

FUND DETAIL

4460 -  
 14460 DHHS - Div Mental Health/Develop.Disab./Sub.Abuse  
 1330 Caswell Center - State

DESCRIPTION (1)	2001-2002 ACTUAL (2)	CERTIFIED (3)	2002-2003 AUTHORIZED (4)	INCR/DECR (5)	2003-2004 TOTAL (6)	INCR/DECR (7)	2004-2005 TOTAL (8)
ESTIMATED RECEIPTS							
43 4131 TELEPHONE/TELECOM SVC	698	1,607	1,607	0	1,607	0	1,607
43 4150 FOOD & VENDING SVC	0	271	271	0	271	0	271
43 4200 HOSPITAL & MEDICAL SALES	2,339,328	2,249,952	2,249,952	89,374	2,339,326	89,374	2,339,326
43 4320 SALE OF SURPLUS PROPERTY	13,894	14,476	14,476	2,524	17,000	2,874	17,350
43 4390 OTH SALES OF GDS OR PUBL	873	2,150	2,150	0	2,150	0	2,150
43 4410 RENTAL OF REAL PROPERTY	2,593	3,375	3,375	0	3,375	0	3,375
43 7990 OTHER MISC REV-PROGRAM	10	2,581	2,581	0	2,581	0	2,581
43 7992 PETTY/IMPREST CASH	7,000	7,000	7,000	0	7,000	0	7,000
43 8118 REIM MTR FLEET MGMT	0	13,416	13,416	0	13,416	0	13,416
53 8220 REIMB-DUAL EMPLOYEE PAYM	3,190	0	0	0	0	0	0
53 8301 UTILITY SALES & SERVICE	0	300	300	0	300	0	300
53 8308 REIMB - TELEPHONE	0	383	383	0	383	0	383
53 8312 REIMB - RAW FOOD	3,679	1,885	1,885	0	1,885	0	1,885
53 8339 MEDICAID - ICF MR CU YR	64,310,301	60,780,012	60,780,012	2,536,205	63,316,217	2,536,205	63,316,217
53 8340 MEDICAID ICF MR PR YR	916,879	0	0	0	0	0	0
53 8358 CAP-MR MEDICAID	34,782	16,520	16,520	0	16,520	0	16,520
43 8980 PRIOR FIS YEAR TRANS	113,925	0	0	0	0	0	0
TOTAL RECEIPTS	67,747,152	63,093,928	63,093,928	2,628,103	65,722,031	2,628,453	65,722,381
NET APPROPRIATION	-431,270	5,550,698	5,536,639	-1,696,222	3,840,417	-1,407,539	4,129,100

FUND DETAIL

4460 -  
 14460 DHHS - Div Mental Health/Develop.Disab./Sub.Abuse  
 1331 Caswell Center - Federal/Other

DESCRIPTION (1)	2001-2002 ACTUAL (2)	CERTIFIED (3)	2002-2003 AUTHORIZED (4)	INCR/DECR (5)	2003-2004 TOTAL (6)	INCR/DECR (7)	2004-2005 TOTAL (8)
REQUIREMENTS							
53 1212 SPA-REG SALARIES-REC	0	0	0	0	0	0	0
TOTAL PERSONAL SERVICES	0	0	0	0	0	0	0
53 2199 OTHER CONTRACT SERVICES	7,065	0	0	0	0	0	0
53 2400 MAINTENANCE AGREEMENTS	1,511	0	0	0	0	0	0
53 2800 COMMUNICA. & DATA PROC.	4,613	0	0	0	0	0	0
TOTAL PURCHASED SERVICES	13,189	0	0	0	0	0	0
53 3100 GENERAL ADMIN. SUPPLIES	5,349	0	0	0	0	0	0
53 3700 RESEARCH/DEV. & ED. SUPP	3,143	0	0	0	0	0	0
TOTAL SUPPLIES	8,492	0	0	0	0	0	0
53 4500 EQUIPMENT	10,953	0	0	0	0	0	0
TOTAL PROPERTY, PLANT & EQUIPMT	10,953	0	0	0	0	0	0
TOTAL REQUIREMENTS	32,634	0	0	0	0	0	0
ESTIMATED RECEIPTS							
53 885C EHA GRANT	32,634	0	0	0	0	0	0
TOTAL RECEIPTS	32,634	0	0	0	0	0	0
NET APPROPRIATION	0	0	0	0	0	0	0



FUND DETAIL

4460 -  
 14460 DHHS - Div Mental Health/Develop.Disab./Sub.Abuse  
 1340 Murdoch Center - State

DESCRIPTION (1)	2001-2002 ACTUAL (2)	CERTIFIED (3)	2002-2003 AUTHORIZED (4)	INCR/DECR (5)	2003-2004 TOTAL (6)	INCR/DECR (7)	2004-2005 TOTAL (8)
REQUIREMENTS							
53 1211 SPA-REG SALARIES-APPRO	41,897,375	44,168,713	44,157,380	0	44,157,380	0	44,157,380
53 1221 TIME LIMITED SALARIES-AP	53,885	0	0	0	0	0	0
53 1251 SPA-TEACHER SALARY APPRO	2,339,642	2,317,876	2,317,876	0	2,317,876	0	2,317,876
53 1254 SPA TEACHING SUPPLEMENT	103,728	105,664	105,664	0	105,664	0	105,664
53 1311 REG(N S) TEMP WAGES-APPR	1,178	17,338	17,338	0	17,338	0	17,338
53 1351 STU TEMP WAGES - APPRO	20,959	52,950	52,950	0	52,950	0	52,950
53 1411 OVERTIME PAY - APPROP	948,512	731,083	731,083	0	731,083	0	731,083
53 1421 HOLIDAY PAY - APPRO	288,084	205,298	205,298	0	205,298	0	205,298
53 1431 SHIFT 10% PREM PAY - APP	1,974,595	980,063	980,063	0	980,063	0	980,063
53 1441 CALLBK/STBY PREM PAY-APP	22	30,516	30,516	0	30,516	0	30,516
53 1452 DUAL EMPL. WAGES - REC.	6,000	19,449	19,449	0	19,449	0	19,449
53 1461 EPA&SPA-LONGVTY PAY-APPR	613,251	530,787	530,787	111,389	642,176	165,818	696,605
53 1511 SOCIAL SEC CONTRIB-APPRO	3,584,453	3,760,893	3,760,026	17,366	3,777,392	21,530	3,781,556
53 1521 RETIRE CONTRIB-APPR	2,357,047	1,486,716	1,485,908	4,183	1,490,091	5,832	1,491,740
53 1561 MEDICAL INSURANCE-APPRO	4,179,120	4,869,124	4,869,124	23,120	4,892,244	23,120	4,892,244
53 1572 UNEMP COMP PAYMNTS TO ES	16,420	4,531	4,531	0	4,531	0	4,531
53 1590 RESERVES FOR STAFF BENE	3,542	7,857	7,857	0	7,857	0	7,857
53 1625 ST DISABILITY PMT	202,681	110,029	110,029	0	110,029	0	110,029
53 1631 WRKER COMP-MED PAYMENTS	453,438	314,579	314,579	0	314,579	0	314,579
53 1642 THERAPEUTIC WAGES	143,440	137,677	137,677	0	137,677	0	137,677
TOTAL PERSONAL SERVICES	59,187,372	59,851,143	59,838,135	156,058	59,994,193	216,300	60,054,435
53 2131 HOSPITAL PROVIDED MED SER	245,577	239,805	239,805	9,592	249,397	19,904	259,709
53 2132 OTHER PROVIDED MED SER	507,927	252,429	433,329	19,500	452,829	39,866	473,195
53 2170 ADMINISTRATIVE SERVICES	30,721	0	0	0	0	0	0
53 2182 LAUNDRY SER AGREEMENT	153,825	150,661	150,661	2,966	153,627	2,966	153,627
53 2185 WASTE REMOVAL/RECY. SERV	63,609	62,900	62,900	1,258	64,158	1,258	64,158
53 2191 DUAL EMP PAY TO AGENCY	150,374	6,800	6,800	0	6,800	0	6,800
53 2199 OTHER CONTRACT SERVICES	97,133	18,100	18,100	0	18,100	0	18,100
53 2200 UTILITY/ENERGY SERVICES	1,035,213	1,011,027	1,011,027	27,577	1,038,604	56,165	1,067,192
53 2300 REPAIR SERVICES	52,180	72,704	72,704	0	72,704	0	72,704
53 2400 MAINTENANCE AGREEMENTS	17,410	21,078	21,078	5,290	26,368	5,290	26,368
53 2500 RENTALS/LEASES	63,179	77,100	77,100	0	77,100	0	77,100
53 2700 TRAVEL & OTHER EMP. EXP.	24,788	69,067	69,067	0	69,067	0	69,067
53 2800 COMMUNICA. & DATA PROC.	267,136	223,556	239,056	51,884	290,940	51,884	290,940
53 2900 OTHER SERVICES	45,636	57,119	57,119	0	57,119	0	57,119
TOTAL PURCHASED SERVICES	2,754,708	2,262,346	2,458,746	118,067	2,576,813	177,333	2,636,079
53 3100 GENERAL ADMIN. SUPPLIES	110,706	128,776	128,776	0	128,776	0	128,776

FUND DETAIL

4460 -  
 14460 DHHS - Div Mental Health/Develop.Disab./Sub.Abuse  
 1340 Murdoch Center - State

DESCRIPTION (1)	2001-2002 ACTUAL (2)	CERTIFIED (3)	2002-2003 AUTHORIZED (4)	INCR/DECR (5)	2003-2004 TOTAL (6)	INCR/DECR (7)	2004-2005 TOTAL (8)
REQUIREMENTS							
53 3200 FACILITY & HDWE. SUPPLIE	558,765	603,586	595,586	0	595,586	0	595,586
53 3300 VEHICLE/EQUIP. OPER. SUP	88,084	103,808	103,808	5,168	108,976	7,787	111,595
53 3400 FOOD & DIETARY SUPPLIES	1,243,867	1,248,069	1,248,069	24,962	1,273,031	58,659	1,306,728
53 3500 CLOTHING & RECREAT. SUPP	127,707	161,075	161,075	0	161,075	0	161,075
53 3600 DRUGS/PHARMACEU. SUPP.	1,941,889	1,974,359	1,974,359	136,947	2,111,306	279,949	2,254,308
53 3700 RESEARCH/DEV. & ED. SUPP	39,758	57,174	55,174	2,287	57,461	4,688	59,862
53 3800 PURCHASES FOR RESALE	1,965	0	0	0	0	0	0
53 3900 OTHER MATERIALS & SUPP	105,518	125,328	121,328	0	121,328	0	121,328
TOTAL SUPPLIES	4,218,259	4,402,175	4,388,175	169,364	4,557,539	351,083	4,739,258
53 4500 EQUIPMENT	231,256	576,610	576,610	41,375	617,985	-4,450	572,160
53 4700 INTANGIBLE ASSETS	1,018	0	0	0	0	0	0
TOTAL PROPERTY, PLANT & EQUIPMT	232,274	576,610	576,610	41,375	617,985	-4,450	572,160
53 5100 LEGAL, LICENSE & PERM.CO	10,079	0	0	0	0	0	0
53 5800 OTHER ADMIN. EXP.	39,862	40,414	40,414	0	40,414	0	40,414
53 5900 OTHER EXPENSE	14,907	20,898	19,398	0	19,398	0	19,398
TOTAL OTHER EXPENSES & ADJUSTMEN	64,848	61,312	59,812	0	59,812	0	59,812
53 7153 RES. RPLC. SPECIAL EQUIP	0	0	0	254,810	254,810	274,600	274,600
TOTAL RESERVES	0	0	0	254,810	254,810	274,600	274,600
53 8010 DEPENDENT CARE-OP TFR	23,353	0	0	0	0	0	0
53 81K1 TRANS TO B/C 14445 DMA	228,147	228,147	228,147	0	228,147	0	228,147
53 8980 TFR TO SUBSEQUENT FY	38,134	0	0	0	0	0	0
TOTAL INTRAGOVERNMENTAL TRANSACT	289,634	228,147	228,147	0	228,147	0	228,147
TOTAL REQUIREMENTS	66,747,095	67,381,733	67,549,625	739,674	68,289,299	1,014,866	68,564,491

FUND DETAIL

4460 -  
 14460 DHHS - Div Mental Health/Develop.Disab./Sub.Abuse  
 1340 Murdoch Center - State

DESCRIPTION (1)	2001-2002 ACTUAL (2)	CERTIFIED (3)	2002-2003 AUTHORIZED (4)	INCR/DECR (5)	2003-2004 TOTAL (6)	INCR/DECR (7)	2004-2005 TOTAL (8)
ESTIMATED RECEIPTS							
43 2565 SCHOOL LUNCH PROGRAM	25,724	15,732	15,732	10,000	25,732	10,000	25,732
43 4150 FOOD & VENDING SVC	993	2,200	2,200	0	2,200	0	2,200
43 4160 PROFESSIONAL SERVICES	9,748	10,750	10,750	0	10,750	0	10,750
43 4200 HOSPITAL & MEDICAL SALES	2,839,270	2,456,656	2,456,656	382,612	2,839,268	382,612	2,839,268
43 4320 SALE OF SURPLUS PROPERTY	1,896	6,800	6,800	-1,050	5,750	-3,300	3,500
43 4410 RENTAL OF REAL PROPERTY	20,474	20,473	20,473	0	20,473	0	20,473
43 4430 RENTAL PARKING LOTS	1,500	0	0	1,500	1,500	1,500	1,500
43 5600 REGISTRATION FEES	24,900	0	0	0	0	0	0
43 7990 OTHER MISC REV-PROGRAM	2,027	2,500	2,500	0	2,500	0	2,500
43 7992 PETTY/IMPREST CASH	4,750	4,750	4,750	0	4,750	0	4,750
43 819C TFR B/C 14500 CORR	0	5,979	5,979	-5,979	0	-5,979	0
53 8220 REIMB-DUAL EMPLOYEE PAYM	6,459	20,937	20,937	0	20,937	0	20,937
53 8320 REFUND PR YR EXP	1,487	0	0	0	0	0	0
53 8339 MEDICAID - ICF MR CU YR	61,007,200	59,240,713	59,407,250	2,696,158	62,103,408	2,696,158	62,103,408
53 8340 MEDICAID ICF MR PR YR	1,119,436	0	0	0	0	0	0
53 8341 MEDICAID PR YR RECOUP	211,639	0	0	0	0	0	0
53 8358 CAP-MR MEDICAID	19,620	0	0	0	0	0	0
43 8980 PRIOR FIS YEAR TRANS	21,414	0	0	0	0	0	0
TOTAL RECEIPTS	65,318,537	61,787,490	61,954,027	3,083,241	65,037,268	3,080,991	65,035,018
NET APPROPRIATION	1,428,558	5,594,243	5,595,598	-2,343,567	3,252,031	-2,066,125	3,529,473

FUND DETAIL

4460 -  
 14460 DHHS - Div Mental Health/Develop.Disab./Sub.Abuse  
 1350 O'Berry Center - State

DESCRIPTION (1)	2001-2002 ACTUAL (2)	CERTIFIED (3)	2002-2003 AUTHORIZED (4)	INCR/DECR (5)	2003-2004 TOTAL (6)	INCR/DECR (7)	2004-2005 TOTAL (8)
REQUIREMENTS							
53 1211 SPA-REG SALARIES-APPRO	25,258,094	26,414,367	26,397,264	0	26,397,264	0	26,397,264
53 1251 SPA-TEACHER SALARY APPRO	1,598,887	1,636,605	1,636,605	0	1,636,605	0	1,636,605
53 1254 SPA TEACHING SUPPLEMENT	76,060	77,967	77,967	0	77,967	0	77,967
53 1311 REG(N S) TEMP WAGES-APPR	744,299	432,912	432,912	0	432,912	0	432,912
53 1321 CONTR EMPL PER IRS-APPRO	24,336	26,000	26,000	0	26,000	0	26,000
53 1351 STU TEMP WAGES - APPRO	25,533	30,190	30,190	0	30,190	0	30,190
53 1411 OVERTIME PAY - APPROP	90,251	65,431	65,431	0	65,431	0	65,431
53 1421 HOLIDAY PAY - APPRO	207,806	144,851	144,851	0	144,851	0	144,851
53 1431 SHIFT 10% PREM PAY - APP	810,135	611,039	611,039	0	611,039	0	611,039
53 1441 CALLBK/STBY PREM PAY-APP	30,524	42,188	42,188	0	42,188	0	42,188
53 1452 DUAL EMPL. WAGES - REC.	1,520	0	0	0	0	0	0
53 1461 EPA&SPA-LONGVTY PAY-APPR	342,433	312,611	312,611	118,802	431,413	158,332	470,943
53 1511 SOCIAL SEC CONTRIB-APPRO	2,173,338	2,276,309	2,275,001	12,032	2,287,033	15,056	2,290,057
53 1512 SOCIAL SECURITY-RECEIPT	116	0	0	0	0	0	0
53 1513 SOCIAL SEC CONTRIB-UNDES	1,685	0	0	0	0	0	0
53 1521 RETIRE CONTRIB-APPR	1,400,949	887,426	886,207	4,818	891,025	6,016	892,223
53 1523 REG RETIRE CONTRIB-UNDES	3	0	0	0	0	0	0
53 1561 MEDICAL INSURANCE-APPRO	2,657,486	2,974,682	2,972,426	-1,743	2,970,683	-1,743	2,970,683
53 1572 UNEMP COMP PAYMNTS TO ES	25,308	18,933	18,933	0	18,933	0	18,933
53 1625 ST DISABILITY PMT	159,086	125,409	125,409	0	125,409	0	125,409
53 1631 WRKER COMP-MED PAYMENTS	292,917	251,109	251,109	0	251,109	0	251,109
53 1632 WRKER COMP-TEMP DIS PAYM	212,479	127,225	127,225	0	127,225	0	127,225
53 1633 WRKER COMP-PERM DIS PAYM	106,179	126,618	126,618	0	126,618	0	126,618
53 1639 OTHER WRKR COMP COST	25,895	0	0	0	0	0	0
53 1642 THERAPEUTIC WAGES	84,716	88,000	88,000	0	88,000	0	88,000
<b>TOTAL PERSONAL SERVICES</b>	<b>36,350,035</b>	<b>36,669,872</b>	<b>36,647,986</b>	<b>133,909</b>	<b>36,781,895</b>	<b>177,661</b>	<b>36,825,647</b>
53 2131 HOSPITAL PROVIDED MED SER	68,026	62,098	62,098	2,804	64,902	5,818	67,916
53 2132 OTHER PROVIDED MED SER	136,488	108,371	108,371	4,970	113,341	10,162	118,533
53 2170 ADMINISTRATIVE SERVICES	27,489	0	0	0	0	0	0
53 2182 LAUNDRY SER AGREEMENT	1,616	25,468	25,468	0	25,468	0	25,468
53 2185 WASTE REMOVAL/RECY. SERV	17,023	19,754	19,754	0	19,754	0	19,754
53 2187 PEST CONTROL AGREEMENT	8,000	3,400	3,400	0	3,400	0	3,400
53 2191 DUAL EMP PAY TO AGENCY	0	6,424	6,424	0	6,424	0	6,424
53 2199 OTHER CONTRACT SERVICES	62,395	68,034	68,034	0	68,034	0	68,034
53 2200 UTILITY/ENERGY SERVICES	748,111	893,423	893,423	13,741	907,164	28,009	921,432
53 2300 REPAIR SERVICES	121,556	93,174	93,174	0	93,174	0	93,174
53 2400 MAINTENANCE AGREEMENTS	39,378	41,222	41,222	4,246	45,468	4,246	45,468
53 2500 RENTALS/LEASES	36,396	59,746	59,746	0	59,746	0	59,746
53 2700 TRAVEL & OTHER EMP. EXP.	7,092	39,889	39,889	0	39,889	0	39,889

FUND DETAIL

4460 -  
 14460 DHHS - Div Mental Health/Develop.Disab./Sub.Abuse  
 1350 O'Berry Center - State

DESCRIPTION (1)	2001-2002 ACTUAL (2)	CERTIFIED (3)	2002-2003 AUTHORIZED (4)	INCR/DECR (5)	2003-2004 TOTAL (6)	INCR/DECR (7)	2004-2005 TOTAL (8)
REQUIREMENTS							
53 2800 COMMUNICA. & DATA PROC.	60,946	116,071	116,071	0	116,071	0	116,071
53 2900 OTHER SERVICES	49,662	52,057	52,057	0	52,057	0	52,057
TOTAL PURCHASED SERVICES	1,384,178	1,589,131	1,589,131	25,761	1,614,892	48,235	1,637,366
53 3100 GENERAL ADMIN. SUPPLIES	82,190	129,750	129,750	0	129,750	0	129,750
53 3200 FACILITY & HDWE. SUPPLIE	414,791	272,787	272,787	0	272,787	0	272,787
53 3300 VEHICLE/EQUIP. OPER. SUP	48,047	69,338	69,338	30,256	99,594	31,714	101,052
53 3400 FOOD & DIETARY SUPPLIES	668,675	658,516	658,516	13,171	671,687	30,950	689,466
53 3500 CLOTHING & RECREAT. SUPP	64,379	79,978	79,978	0	79,978	0	79,978
53 3600 DRUGS/PHARMACEU. SUPP.	1,036,195	935,468	935,468	64,162	999,630	130,965	1,066,433
53 3700 RESEARCH/DEV. & ED. SUPP	34,504	11,968	11,968	0	11,968	0	11,968
53 3900 OTHER MATERIALS & SUPP	178,712	181,901	181,901	0	181,901	0	181,901
TOTAL SUPPLIES	2,527,493	2,339,706	2,339,706	107,589	2,447,295	193,629	2,533,335
53 4500 EQUIPMENT	381,154	331,901	331,901	0	331,901	0	331,901
53 4700 INTANGIBLE ASSETS	0	20,000	20,000	0	20,000	0	20,000
TOTAL PROPERTY, PLANT & EQUIPMT	381,154	351,901	351,901	0	351,901	0	351,901
53 5100 LEGAL, LICENSE & PERM.CO	43,955	370	370	0	370	0	370
53 5800 OTHER ADMIN. EXP.	25,222	25,982	25,982	0	25,982	0	25,982
53 5900 OTHER EXPENSE	11,594	9,045	9,045	0	9,045	0	9,045
TOTAL OTHER EXPENSES & ADJUSTMEN	80,771	35,397	35,397	0	35,397	0	35,397
53 7109 RESERVE FOR EQUIPMENT	0	205,086	205,086	-205,086	0	-205,086	0
53 7153 RES. RPLC. SPECIAL EQUIP	0	0	0	59,676	59,676	61,059	61,059
TOTAL RESERVES	0	205,086	205,086	-145,410	59,676	-144,027	61,059
53 8010 DEPENDENT CARE-OP TFR	9,113	0	0	0	0	0	0
53 8980 TFR TO SUBSEQUENT FY	3,500	0	0	0	0	0	0
TOTAL INTRAGOVERNMENTAL TRANSACT	12,613	0	0	0	0	0	0

FUND DETAIL

4460 -  
 14460 DHHS - Div Mental Health/Develop.Disab./Sub.Abuse  
 1350 O'Berry Center - State

DESCRIPTION (1)	2001-2002 ACTUAL (2)	CERTIFIED (3)	2002-2003 AUTHORIZED (4)	INCR/DECR (5)	2003-2004 TOTAL (6)	INCR/DECR (7)	2004-2005 TOTAL (8)
-----							
TOTAL REQUIREMENTS	40,736,244	41,191,093	41,169,207	121,849	41,291,056	275,498	41,444,705
-----							
ESTIMATED RECEIPTS							
-----							
43 4131 TELEPHONE/TELECOM SVC	204	1,150	1,150	0	1,150	0	1,150
43 4190 OTHER SALES & SERVICES	131	100	100	0	100	0	100
43 4200 HOSPITAL & MEDICAL SALES	1,415,982	1,349,295	1,349,295	66,686	1,415,981	66,686	1,415,981
43 4320 SALE OF SURPLUS PROPERTY	9,553	7,000	7,000	0	7,000	0	7,000
43 4390 OTH SALES OF GDS OR PUBL	599	30,000	30,000	0	30,000	0	30,000
43 7113 INSURANCE RECOVERIES	2,736	0	0	0	0	0	0
43 7992 PETTY/IMPREST CASH	4,000	4,000	4,000	0	4,000	0	4,000
53 8220 REIMB-DUAL EMPLOYEE PAYM	1,636	0	0	0	0	0	0
53 8318 REIMB-AUTOMOTIVE	1,817	3,298	3,298	0	3,298	0	3,298
53 8339 MEDICAID - ICF MR CU YR	40,841,972	38,713,408	38,713,408	3,913	38,717,321	3,913	38,717,321
53 8340 MEDICAID ICF MR PR YR	155,856	0	0	0	0	0	0
53 8358 CAP-MR MEDICAID	17,614	0	0	0	0	0	0
53 8398 MEDICARE/MEDICAID REFUND	-1,182,084	0	0	0	0	0	0
43 8980 PRIOR FIS YEAR TRANS	1,917	0	0	0	0	0	0
-----							
TOTAL RECEIPTS	41,271,933	40,108,251	40,108,251	70,599	40,178,850	70,599	40,178,850
-----							
NET APPROPRIATION	-535,689	1,082,842	1,060,956	51,250	1,112,206	204,899	1,265,855

FUND DETAIL

4460 -  
 14460 DHHS - Div Mental Health/Develop.Disab./Sub.Abuse  
 1360 Western Carolina Center - State

DESCRIPTION (1)	2001-2002 ACTUAL (2)	CERTIFIED (3)	2002-2003 AUTHORIZED (4)	INCR/DECR (5)	2003-2004 TOTAL (6)	INCR/DECR (7)	2004-2005 TOTAL (8)
REQUIREMENTS							
53 1211 SPA-REG SALARIES-APPRO	26,685,227	27,501,690	27,730,221	0	27,730,221	0	27,730,221
53 1251 SPA-TEACHER SALARY APPRO	1,474,683	1,518,977	1,518,977	0	1,518,977	0	1,518,977
53 1254 SPA TEACHING SUPPLEMENT	67,569	60,995	60,995	0	60,995	0	60,995
53 1311 REG(N S) TEMP WAGES-APPR	69,079	39,167	39,167	0	39,167	0	39,167
53 1351 STU TEMP WAGES - APPRO	9,335	12,118	12,118	0	12,118	0	12,118
53 1411 OVERTIME PAY - APPROP	104,278	74,429	74,429	0	74,429	0	74,429
53 1421 HOLIDAY PAY - APPRO	168,061	119,415	121,466	0	121,466	0	121,466
53 1431 SHIFT 10% PREM PAY - APP	1,205,164	552,243	556,821	0	556,821	0	556,821
53 1441 CALLBK/STBY PREM PAY-APP	51,889	15,624	15,624	0	15,624	0	15,624
53 1452 DUAL EMPL. WAGES - REC.	22,143	28,000	28,000	0	28,000	0	28,000
53 1461 EPA&SPA-LONGVTY PAY-APPR	451,976	435,927	438,503	44,138	482,641	65,512	504,015
53 1511 SOCIAL SEC CONTRIB-APPRO	2,238,832	2,325,832	2,344,019	-1,934	2,342,085	-299	2,343,720
53 1512 SOCIAL SECURITY-RECEIPT	1,217	2,000	2,000	0	2,000	0	2,000
53 1521 RETIRE CONTRIB-APPR	1,453,996	924,758	936,486	-10,390	926,096	-9,743	926,743
53 1561 MEDICAL INSURANCE-APPRO	2,569,153	2,913,314	2,948,505	-3,773	2,944,732	-3,773	2,944,732
53 1572 UNEMP COMP PAYMNTS TO ES	23,200	9,904	9,904	0	9,904	0	9,904
53 1590 RESERVES FOR STAFF BENE	3,036	3,036	3,036	0	3,036	0	3,036
53 1625 ST DISABILITY PMT	129,837	109,503	109,503	0	109,503	0	109,503
53 1631 WRKER COMP-MED PAYMENTS	246,909	199,372	199,372	0	199,372	0	199,372
53 1632 WRKER COMP-TEMP DIS PAYM	87,476	68,261	68,261	0	68,261	0	68,261
53 1633 WRKER COMP-PERM DIS PAYM	93,184	77,175	77,175	0	77,175	0	77,175
53 1639 OTHER WRKR COMP COST	6,976	0	0	0	0	0	0
53 1641 INMATE LABOR	3,384	5,000	5,000	0	5,000	0	5,000
53 1642 THERAPEUTIC WAGES	111,369	97,402	97,402	0	97,402	0	97,402
TOTAL PERSONAL SERVICES	37,277,973	37,094,142	37,396,984	28,041	37,425,025	51,697	37,448,681
53 2131 HOSPITAL PROVIDED MED SER	85,318	76,060	76,060	3,282	79,342	6,811	82,871
53 2132 OTHER PROVIDED MED SER	87,905	167,227	167,227	1,637	168,864	3,348	170,575
53 2150 ACADEMIC SERVICE	49,936	144,181	144,181	0	144,181	0	144,181
53 2170 ADMINISTRATIVE SERVICES	34,892	0	0	0	0	0	0
53 2182 LAUNDRY SER AGREEMENT	344,371	315,833	315,833	25,309	341,142	25,309	341,142
53 2185 WASTE REMOVAL/RECY. SERV	52,556	59,902	59,902	0	59,902	0	59,902
53 2191 DUAL EMP PAY TO AGENCY	6,399	6,975	6,975	0	6,975	0	6,975
53 2199 OTHER CONTRACT SERVICES	43,865	74,374	74,374	0	74,374	0	74,374
53 2200 UTILITY/ENERGY SERVICES	701,042	755,352	755,352	19,890	775,242	40,535	795,887
53 2300 REPAIR SERVICES	42,483	36,016	43,016	0	43,016	0	43,016
53 2400 MAINTENANCE AGREEMENTS	47,999	52,442	48,442	7,934	56,376	7,934	56,376
53 2500 RENTALS/LEASES	69,383	71,249	95,749	0	95,749	0	95,749
53 2700 TRAVEL & OTHER EMP. EXP.	28,746	69,330	69,330	0	69,330	0	69,330
53 2800 COMMUNICA. & DATA PROC.	141,592	160,332	160,332	0	160,332	0	160,332

FUND DETAIL

4460 -  
 14460 DHHS - Div Mental Health/Develop.Disab./Sub.Abuse  
 1360 Western Carolina Center - State

DESCRIPTION (1)	2001-2002 ACTUAL (2)	CERTIFIED (3)	2002-2003 AUTHORIZED (4)	INCR/DECR (5)	2003-2004 TOTAL (6)	INCR/DECR (7)	2004-2005 TOTAL (8)
REQUIREMENTS							
53 2900 OTHER SERVICES	40,662	74,131	74,131	0	74,131	0	74,131
TOTAL PURCHASED SERVICES	1,777,149	2,063,404	2,090,904	58,052	2,148,956	83,937	2,174,841
53 3100 GENERAL ADMIN. SUPPLIES	125,251	248,287	138,161	0	138,161	0	138,161
53 3200 FACILITY & HDWE. SUPPLIE	521,316	595,570	542,570	0	542,570	0	542,570
53 3300 VEHICLE/EQUIP. OPER. SUP	67,845	90,060	73,560	8,862	82,422	10,921	84,481
53 3400 FOOD & DIETARY SUPPLIES	1,283,535	1,442,522	1,283,535	25,671	1,309,206	60,327	1,343,862
53 3500 CLOTHING & RECREAT. SUPP	121,156	170,759	175,759	0	175,759	0	175,759
53 3600 DRUGS/PHARMACEU. SUPP.	1,470,072	1,386,789	1,391,506	96,548	1,488,054	197,372	1,588,878
53 3900 OTHER MATERIALS & SUPP	54,848	78,767	59,767	0	59,767	0	59,767
TOTAL SUPPLIES	3,644,023	4,012,754	3,664,858	131,081	3,795,939	268,620	3,933,478
53 4500 EQUIPMENT	361,948	587,414	587,414	85,845	673,259	14,640	602,054
53 4700 INTANGIBLE ASSETS	5,872	0	0	0	0	0	0
TOTAL PROPERTY, PLANT & EQUIPMT	367,820	587,414	587,414	85,845	673,259	14,640	602,054
53 5100 LEGAL, LICENSE & PERM.CO	18,183	4,948	17,948	0	17,948	0	17,948
53 5800 OTHER ADMIN. EXP.	16,600	17,073	18,073	0	18,073	0	18,073
53 5900 OTHER EXPENSE	17,571	22,500	17,500	0	17,500	0	17,500
TOTAL OTHER EXPENSES & ADJUSTMEN	52,354	44,521	53,521	0	53,521	0	53,521
53 6948 EARLY INTERVENTION - MR	7,268	25,160	25,160	0	25,160	0	25,160
TOTAL AID & PUBLIC ASSISTANCE	7,268	25,160	25,160	0	25,160	0	25,160
53 7153 RES. RPLC. SPECIAL EQUIP	0	0	0	348,700	348,700	203,800	203,800
TOTAL RESERVES	0	0	0	348,700	348,700	203,800	203,800
53 8010 DEPENDENT CARE-OP TFR	5,508	0	0	0	0	0	0
53 8980 TFR TO SUBSEQUENT FY	35,317	0	0	0	0	0	0
TOTAL INTRAGOVERNMENTAL TRANSACT	40,825	0	0	0	0	0	0



FUND DETAIL

4460 -  
 14460 DHHS - Div Mental Health/Develop.Disab./Sub.Abuse  
 1360 Western Carolina Center - State

DESCRIPTION (1)	2001-2002 ACTUAL (2)	CERTIFIED (3)	2002-2003 AUTHORIZED (4)	INCR/DECR (5)	2003-2004 TOTAL (6)	INCR/DECR (7)	2004-2005 TOTAL (8)
-----							
TOTAL REQUIREMENTS	43,167,412	43,827,395	43,818,841	651,719	44,470,560	622,694	44,441,535
-----							
ESTIMATED RECEIPTS							
-----							
43 2565 SCHOOL LUNCH PROGRAM	3,465	2,074	2,074	3,050	5,124	3,050	5,124
43 4131 TELEPHONE/TELECOM SVC	142	400	400	-250	150	-250	150
43 4133 POSTGE/FRGHT & DELIV SVC	628	0	0	0	0	0	0
43 4134 PRINT, BIND & DUPLIC SVC	540	1,500	1,500	-1,000	500	-1,000	500
43 4150 FOOD & VENDING SVC	9,053	2,260	2,260	6,500	8,760	6,500	8,760
43 4160 PROFESSIONAL SERVICES	358	0	0	0	0	0	0
43 4170 UTILITY SALES & SERVICES	25	0	0	0	0	0	0
43 4190 OTHER SALES & SERVICES	1,384	3,400	3,400	-2,016	1,384	-2,016	1,384
43 4200 HOSPITAL & MEDICAL SALES	1,674,873	1,547,399	1,547,399	127,471	1,674,870	127,471	1,674,870
43 4320 SALE OF SURPLUS PROPERTY	622	16,500	16,500	-1,600	14,900	-5,700	10,800
43 4390 OTH SALES OF GDS OR PUBL	1,166	3,914	3,914	-2,500	1,414	-2,500	1,414
43 4410 RENTAL OF REAL PROPERTY	90	600	600	-600	0	-600	0
43 7113 INSURANCE RECOVERIES	1,440	0	0	0	0	0	0
43 7990 OTHER MISC REV-PROGRAM	158	0	0	0	0	0	0
43 7992 PETTY/IMPREST CASH	7,874	7,874	7,874	0	7,874	0	7,874
43 81C1 TRANS FROM 14430 DPH	277,286	277,286	277,286	0	277,286	0	277,286
53 8220 REIMB-DUAL EMPLOYEE PAYM	23,128	30,000	30,000	0	30,000	0	30,000
53 8308 REIMB - TELEPHONE	0	700	700	-700	0	-700	0
53 8318 REIMB-AUTOMOTIVE	7,094	9,746	9,746	-2,500	7,246	-2,500	7,246
53 8320 REFUND PR YR EXP	21,329	0	0	0	0	0	0
53 8339 MEDICAID - ICF MR CU YR	41,448,050	39,539,791	39,589,690	1,149,020	40,738,710	1,149,020	40,738,710
53 8340 MEDICAID ICF MR PR YR	941,876	0	0	0	0	0	0
53 8358 CAP-MR MEDICAID	12,263	0	0	0	0	0	0
53 8398 MEDICARE/MEDICAID REFUND	-353,885	0	0	0	0	0	0
-----							
TOTAL RECEIPTS	44,078,959	41,443,444	41,493,343	1,274,875	42,768,218	1,270,775	42,764,118
-----							
NET APPROPRIATION	-911,547	2,383,951	2,325,498	-623,156	1,702,342	-648,081	1,677,417

FUND DETAIL

4460 -  
 14460 DHHS - Div Mental Health/Develop.Disab./Sub.Abuse  
 1361 Western Carolina Center - Federal

DESCRIPTION (1)	2001-2002 ACTUAL (2)	CERTIFIED (3)	2002-2003 AUTHORIZED (4)	INCR/DECR (5)	2003-2004 TOTAL (6)	INCR/DECR (7)	2004-2005 TOTAL (8)
REQUIREMENTS							
53 2199 OTHER CONTRACT SERVICES	5,125	7,000	7,000	0	7,000	0	7,000
53 2200 UTILITY/ENERGY SERVICES	2,552	5,000	5,000	0	5,000	0	5,000
53 2500 RENTALS/LEASES	11,107	11,000	11,000	0	11,000	0	11,000
53 2700 TRAVEL & OTHER EMP. EXP.	7,825	31,000	31,000	0	31,000	0	31,000
53 2800 COMMUNICA. & DATA PROC.	24,373	15,000	15,000	0	15,000	0	15,000
53 2900 OTHER SERVICES	280	4,000	4,000	0	4,000	0	4,000
TOTAL PURCHASED SERVICES	51,262	73,000	73,000	0	73,000	0	73,000
53 3100 GENERAL ADMIN. SUPPLIES	8,167	7,000	7,000	0	7,000	0	7,000
53 3400 FOOD & DIETARY SUPPLIES	1,162	5,000	5,000	0	5,000	0	5,000
53 3500 CLOTHING & RECREAT. SUPP	764	4,000	4,000	0	4,000	0	4,000
53 3600 DRUGS/PHARMACEU. SUPP.	0	2,000	2,000	0	2,000	0	2,000
53 3700 RESEARCH/DEV. & ED. SUPP	4,102	2,000	2,000	0	2,000	0	2,000
53 3900 OTHER MATERIALS & SUPP	4,729	2,000	2,000	0	2,000	0	2,000
TOTAL SUPPLIES	18,924	22,000	22,000	0	22,000	0	22,000
53 4500 EQUIPMENT	1,618	0	0	0	0	0	0
TOTAL PROPERTY, PLANT & EQUIPMT	1,618	0	0	0	0	0	0
53 5800 OTHER ADMIN. EXP.	123	0	0	0	0	0	0
53 5900 OTHER EXPENSE	6,384	5,000	5,000	0	5,000	0	5,000
TOTAL OTHER EXPENSES & ADJUSTMEN	6,507	5,000	5,000	0	5,000	0	5,000
53 6948 EARLY INTERVENTION - MR	0	9,840	9,840	0	9,840	0	9,840
TOTAL AID & PUBLIC ASSISTANCE	0	9,840	9,840	0	9,840	0	9,840
TOTAL REQUIREMENTS	78,311	109,840	109,840	0	109,840	0	109,840

FUND DETAIL

4460 -  
 14460 DHHS - Div Mental Health/Develop.Disab./Sub.Abuse  
 1361 Western Carolina Center - Federal

DESCRIPTION (1)	2001-2002 ACTUAL (2)	CERTIFIED (3)	2002-2003 AUTHORIZED (4)	INCR/DECR (5)	2003-2004 TOTAL (6)	INCR/DECR (7)	2004-2005 TOTAL (8)
ESTIMATED RECEIPTS							
53 885C EHA GRANT	78,310	109,840	109,840	0	109,840	0	109,840
TOTAL RECEIPTS	78,310	109,840	109,840	0	109,840	0	109,840
-----							
NET APPROPRIATION	1	0	0	0	0	0	0

FUND DETAIL

4460 -  
 14460 DHHS - Div Mental Health/Develop.Disab./Sub.Abuse  
 1390 Program Services - Develop. Disab. - State

DESCRIPTION (1)	2001-2002 ACTUAL (2)	CERTIFIED (3)	2002-2003 AUTHORIZED (4)	INCR/DECR (5)	2003-2004 TOTAL (6)	INCR/DECR (7)	2004-2005 TOTAL (8)
REQUIREMENTS							
53 6905 GROUP HOME FOR MR	578,532	578,532	578,532	0	578,532	0	578,532
53 6908 PRIOR YEAR PAYMENT	446,482	0	0	0	0	0	0
53 6927 APARTMENT LIVING FOR MR	20,542	20,542	20,542	0	20,542	0	20,542
53 6945 UCR SERVICES-TO CHILDREN	10,306,521	10,306,521	10,306,521	0	10,306,521	0	10,306,521
53 6948 EARLY INTERVENTION - MR	12,318,103	12,318,103	12,318,103	0	12,318,103	0	12,318,103
53 6949 UCR SERVICE TO ADULTS	51,932,697	51,930,263	51,930,263	0	51,930,263	0	51,930,263
53 6964 NON-UCR EHA	0	102,887	102,887	0	102,887	0	102,887
53 6968 CONTRACTS - MHDDSAS	169,189	348,408	303,511	0	303,511	0	303,511
53 6974 NON-UCR CHILD	443,813	352,498	352,498	-280,000	72,498	-280,000	72,498
53 6975 NON-UCR ADULT	917,085	921,063	921,063	0	921,063	0	921,063
53 6977 TRAINING	0	17,697	17,697	0	17,697	0	17,697
53 6979 MR/MI	68,974,191	78,865,630	78,865,630	0	78,865,630	0	78,865,630
53 6989 NON-UCR FIRST IN FAM	1,064,000	1,344,000	1,344,000	0	1,344,000	0	1,344,000
53 6991 GUARDIANSHIP EVAL - MR	349,789	349,789	349,789	0	349,789	0	349,789
53 6992 UNITED CEREBAL PALSY	1,231,082	1,231,082	1,231,082	0	1,231,082	0	1,231,082
53 6993 DD SERVICE FUNDS	1,382,827	1,382,827	1,382,827	0	1,382,827	0	1,382,827
53 6994 DD TRAUMATIC BRAIN INJUR	1,075,847	1,370,602	1,370,602	0	1,370,602	0	1,370,602
53 6995 NON-UCR OTHER	6,625,570	6,625,570	6,625,570	0	6,625,570	0	6,625,570
53 6996 CRISIS SERVICES	26,250	26,250	26,250	0	26,250	0	26,250
53 6997 AUTISM SOCIETY OF NC	2,354,140	2,842,960	2,842,960	0	2,842,960	0	2,842,960
TOTAL AID & PUBLIC ASSISTANCE	160,216,660	170,935,224	170,890,327	-280,000	170,610,327	-280,000	170,610,327
53 8980 TFR TO SUBSEQUENT FY	470,820	0	0	0	0	0	0
TOTAL INTRAGOVERNMENTAL TRANSACT	470,820	0	0	0	0	0	0
TOTAL REQUIREMENTS	160,687,480	170,935,224	170,890,327	-280,000	170,610,327	-280,000	170,610,327
ESTIMATED RECEIPTS							
43 7990 OTHER MISC REV-PROGRAM	57	0	0	0	0	0	0
43 81C1 TRANS FROM 14430 DPH	12,420,990	12,420,990	12,420,990	0	12,420,990	0	12,420,990

FUND DETAIL

4460 -  
 14460 DHHS - Div Mental Health/Develop.Disab./Sub.Abuse  
 1390 Program Services - Develop. Disab. - State

DESCRIPTION (1)	2001-2002 ACTUAL (2)	CERTIFIED (3)	2002-2003 AUTHORIZED (4)	INCR/DECR (5)	2003-2004 TOTAL (6)	INCR/DECR (7)	2004-2005 TOTAL (8)
-----							
TOTAL RECEIPTS	12,421,047	12,420,990	12,420,990	0	12,420,990	0	12,420,990
-----							
NET APPROPRIATION	148,266,433	158,514,234	158,469,337	-280,000	158,189,337	-280,000	158,189,337

FUND DETAIL

4460 -  
 14460 DHHS - Div Mental Health/Develop.Disab./Sub.Abuse  
 1391 Program Services - Develop. Disab. - Federal

DESCRIPTION (1)	2001-2002 ACTUAL (2)	CERTIFIED (3)	2002-2003 AUTHORIZED (4)	INCR/DECR (5)	2003-2004 TOTAL (6)	INCR/DECR (7)	2004-2005 TOTAL (8)
REQUIREMENTS							
53 6945 UCR SERVICES-TO CHILDREN	619,442	619,442	619,442	0	619,442	0	619,442
53 6948 EARLY INTERVENTION - MR	5,822,120	5,972,126	5,972,126	0	5,972,126	0	5,972,126
53 6949 UCR SERVICE TO ADULTS	5,265,589	5,238,024	5,238,024	0	5,238,024	0	5,238,024
53 6964 NON-UCR EHA	268,059	223,091	223,091	0	223,091	0	223,091
53 6975 NON-UCR ADULT	30,000	30,000	30,000	0	30,000	0	30,000
53 6989 NON-UCR FIRST IN FAM	102,683	30,000	30,000	0	30,000	0	30,000
53 6995 NON-UCR OTHER	4,319,475	4,318,236	4,318,236	0	4,318,236	0	4,318,236
TOTAL AID & PUBLIC ASSISTANCE	16,427,368	16,430,919	16,430,919	0	16,430,919	0	16,430,919
TOTAL REQUIREMENTS	16,427,368	16,430,919	16,430,919	0	16,430,919	0	16,430,919
ESTIMATED RECEIPTS							
53 8358 CAP-MR MEDICAID	1,376	0	0	0	0	0	0
53 883K NEW HORIZONS FOR 1ST FAM	35,762	0	0	0	0	0	0
53 885C EHA GRANT	6,157,763	6,195,217	6,195,217	0	6,195,217	0	6,195,217
53 887Q SOCIAL SVCS. BLOCK GRNT	7,663,286	7,261,368	7,261,368	0	7,261,368	0	7,261,368
TOTAL RECEIPTS	13,858,187	13,456,585	13,456,585	0	13,456,585	0	13,456,585
NET APPROPRIATION	2,569,181	2,974,334	2,974,334	0	2,974,334	0	2,974,334

FUND DETAIL

4460 -  
 14460 DHHS - Div Mental Health/Develop.Disab./Sub.Abuse  
 1410 Substance Abuse Administration

DESCRIPTION (1)	2001-2002 ACTUAL (2)	CERTIFIED (3)	2002-2003 AUTHORIZED (4)	INCR/DECR (5)	2003-2004 TOTAL (6)	INCR/DECR (7)	2004-2005 TOTAL (8)
REQUIREMENTS							
53 1213 SPA - REG SAL - UNDESIGN	1,524,411	1,437,045	1,459,602	0	1,459,602	0	1,459,602
53 1463 EPA&SPA-LONGVTY PAY-UNDE	33,019	32,033	32,033	687	32,720	3,936	35,969
53 1513 SOCIAL SEC CONTRIB-UNDES	113,604	101,067	102,791	11,372	114,163	11,620	114,411
53 1523 REG RETIRE CONTRIB-UNDES	77,889	45,593	47,451	-2,234	45,217	-2,135	45,316
53 1561 MEDICAL INSURANCE-APPRO	-365	0	0	0	0	0	0
53 1563 MED.INSUR.-UNDESIGNATED	82,411	41,350	41,350	52,506	93,856	52,506	93,856
53 1631 WRKER COMP-MED PAYMENTS	488	68	68	0	68	0	68
TOTAL PERSONAL SERVICES	1,831,457	1,657,156	1,683,295	62,331	1,745,626	65,927	1,749,222
53 2170 ADMINISTRATIVE SERVICES	30,743	0	0	0	0	0	0
53 2184 JANITORIAL SER AGREEMENT	2,472	0	0	0	0	0	0
53 2186 SECURITY SERVICE AGREE	1,618	0	0	0	0	0	0
53 2192 HONORARIUMS	750	0	0	0	0	0	0
53 2199 OTHER CONTRACT SERVICES	689,176	276,415	275,415	0	275,415	0	275,415
53 2300 REPAIR SERVICES	746	634	634	0	634	0	634
53 2400 MAINTENANCE AGREEMENTS	1,235	0	0	1,273	1,273	1,273	1,273
53 2500 RENTALS/LEASES	58,078	51,015	51,015	0	51,015	0	51,015
53 2700 TRAVEL & OTHER EMP. EXP.	88,413	155,257	155,257	0	155,257	0	155,257
53 2800 COMMUNICA. & DATA PROC.	29,246	33,819	33,819	0	33,819	0	33,819
53 2900 OTHER SERVICES	5,092	15,169	15,169	0	15,169	0	15,169
TOTAL PURCHASED SERVICES	907,569	532,309	531,309	1,273	532,582	1,273	532,582
53 3100 GENERAL ADMIN. SUPPLIES	10,042	10,538	10,538	0	10,538	0	10,538
53 3700 RESEARCH/DEV. & ED. SUPP	0	1,339	1,339	0	1,339	0	1,339
53 3900 OTHER MATERIALS & SUPP	0	100	100	0	100	0	100
TOTAL SUPPLIES	10,042	11,977	11,977	0	11,977	0	11,977
53 4500 EQUIPMENT	10,634	40,350	40,350	0	40,350	0	40,350
53 4600 ART,OTHER ARTIFACTS/LIT	717	1,000	1,000	0	1,000	0	1,000
53 4700 INTANGIBLE ASSETS	7,204	3,000	3,000	0	3,000	0	3,000
TOTAL PROPERTY, PLANT & EQUIPMT	18,555	44,350	44,350	0	44,350	0	44,350
53 5100 LEGAL, LICENSE & PERM.CO	1,510	0	0	0	0	0	0
53 5800 OTHER ADMIN. EXP.	34,033	18,007	18,007	0	18,007	0	18,007
53 5900 OTHER EXPENSE	0	2,300	2,300	0	2,300	0	2,300
TOTAL OTHER EXPENSES & ADJUSTMEN	35,543	20,307	20,307	0	20,307	0	20,307

FUND DETAIL

4460 -  
 14460 DHHS - Div Mental Health/Develop.Disab./Sub.Abuse  
 1410 Substance Abuse Administration

DESCRIPTION (1)	2001-2002 ACTUAL (2)	CERTIFIED (3)	2002-2003 AUTHORIZED (4)	INCR/DECR (5)	2003-2004 TOTAL (6)	INCR/DECR (7)	2004-2005 TOTAL (8)
REQUIREMENTS							
53 6968 CONTRACTS - MHDDSAS	7,082,862	4,561,293	4,561,293	0	4,561,293	0	4,561,293
TOTAL AID & PUBLIC ASSISTANCE	7,082,862	4,561,293	4,561,293	0	4,561,293	0	4,561,293
TOTAL REQUIREMENTS	9,886,028	6,827,392	6,852,531	63,604	6,916,135	67,200	6,919,731
ESTIMATED RECEIPTS							
43 2306 DWI PAYMENTS	26,092	16,219	16,219	0	16,219	0	16,219
43 2307 DES FEES	4,289	20,772	20,772	0	20,772	0	20,772
43 4310 SALE OF PUBLICATIONS	105	0	0	0	0	0	0
43 5100 BUSINESS LICENSE FEES	345,315	307,990	307,990	0	307,990	0	307,990
53 88B5 UNDERAGE DRINKING LAW 00	308,783	0	0	0	0	0	0
53 882K UNDERAGE DRINKING-DISCRE	216,064	334,200	334,200	0	334,200	0	334,200
53 885B SAPT BLOCK GRANT	6,058,554	3,555,384	3,554,384	0	3,554,384	0	3,554,384
53 885E GOVERNOR'S 30% FFY 1996	691,852	1,018,982	1,018,982	0	1,018,982	0	1,018,982
53 885I CCP-SIG	1,126,448	0	0	0	0	0	0
53 885U DEMAND/NEED ASSESSMENT	213,552	0	0	0	0	0	0
TOTAL RECEIPTS	8,991,054	5,253,547	5,252,547	0	5,252,547	0	5,252,547
NET APPROPRIATION	894,974	1,573,845	1,599,984	63,604	1,663,588	67,200	1,667,184



FUND DETAIL

4460 -  
 14460 DHHS - Div Mental Health/Develop.Disab./Sub.Abuse  
 1420 Julian F. Keith ADATC - State Funds

DESCRIPTION (1)	2001-2002 ACTUAL (2)	CERTIFIED (3)	2002-2003 AUTHORIZED (4)	INCR/DECR (5)	2003-2004 TOTAL (6)	INCR/DECR (7)	2004-2005 TOTAL (8)
<b>REQUIREMENTS</b>							
53 1211 SPA-REG SALARIES-APPRO	4,242,046	4,446,874	4,445,756	0	4,445,756	0	4,445,756
53 1351 STU TEMP WAGES - APPRO	1,497	1,500	1,500	0	1,500	0	1,500
53 1411 OVERTIME PAY - APPROP	21,910	4,611	4,611	0	4,611	0	4,611
53 1421 HOLIDAY PAY - APPRO	23,782	12,332	12,332	0	12,332	0	12,332
53 1431 SHIFT 10% PREM PAY - APP	196,223	88,311	88,311	0	88,311	0	88,311
53 1441 CALLBK/STBY PREM PAY-APP	397	2,233	2,233	0	2,233	0	2,233
53 1452 DUAL EMPL. WAGES - REC.	8,585	0	0	0	0	0	0
53 1461 EPA&SPA-LONGVTY PAY-APPR	54,135	42,182	42,182	7,287	49,469	13,653	55,835
53 1511 SOCIAL SEC CONTRIB-APPRO	328,210	348,128	348,042	4,066	352,108	4,553	352,595
53 1512 SOCIAL SECURITY-RECEIPT	444	0	0	0	0	0	0
53 1521 RETIRE CONTRIB-APPR	217,522	133,586	133,506	0	133,506	0	133,506
53 1531 LEO RETIRE CONTRIB-APPRO	14,862	14,987	14,987	2,040	17,027	2,040	17,027
53 1561 MEDICAL INSURANCE-APPRO	313,120	340,228	340,228	5,866	346,094	5,866	346,094
53 1572 UNEMP COMP PAYMNTS TO ES	11,406	1,974	1,974	0	1,974	0	1,974
53 1625 ST DISABILITY PMT	41,886	12,137	12,137	0	12,137	0	12,137
53 1631 WRKER COMP-MED PAYMENTS	3,076	1,666	1,666	0	1,666	0	1,666
53 1632 WRKER COMP-TEMP DIS PAYM	0	1,149	1,149	0	1,149	0	1,149
53 1642 THERAPEUTIC WAGES	9,849	9,764	9,764	0	9,764	0	9,764
<b>TOTAL PERSONAL SERVICES</b>	<b>5,488,950</b>	<b>5,461,662</b>	<b>5,460,378</b>	<b>19,259</b>	<b>5,479,637</b>	<b>26,112</b>	<b>5,486,490</b>
53 2131 HOSPITAL PROVIDED MED SER	7,604	23,053	23,053	922	23,975	1,913	24,966
53 2132 OTHER PROVIDED MED SER	90,848	91,366	91,366	4,111	95,477	8,406	99,772
53 2170 ADMINISTRATIVE SERVICES	5,459	4,600	4,600	0	4,600	0	4,600
53 2182 LAUNDRY SER AGREEMENT	6,725	10,434	10,434	0	10,434	0	10,434
53 2185 WASTE REMOVAL/RECY. SERV	7,456	7,699	7,699	0	7,699	0	7,699
53 2187 PEST CONTROL AGREEMENT	1,260	1,348	1,348	0	1,348	0	1,348
53 2191 DUAL EMP PAY TO AGENCY	11,578	0	0	0	0	0	0
53 2200 UTILITY/ENERGY SERVICES	104,902	120,166	120,166	3,340	123,506	6,799	126,965
53 2300 REPAIR SERVICES	12,229	3,940	3,940	0	3,940	0	3,940
53 2400 MAINTENANCE AGREEMENTS	18,986	7,909	7,909	2,072	9,981	2,072	9,981
53 2500 RENTALS/LEASES	14,048	17,179	17,179	9,072	26,251	9,072	26,251
53 2700 TRAVEL & OTHER EMP. EXP.	2,588	9,062	9,062	0	9,062	0	9,062
53 2800 COMMUNICA. & DATA PROC.	41,459	29,406	29,406	4,220	33,626	4,220	33,626
53 2900 OTHER SERVICES	9,105	17,547	17,547	0	17,547	0	17,547
<b>TOTAL PURCHASED SERVICES</b>	<b>334,247</b>	<b>343,709</b>	<b>343,709</b>	<b>23,737</b>	<b>367,446</b>	<b>32,482</b>	<b>376,191</b>
53 3100 GENERAL ADMIN. SUPPLIES	32,361	38,830	38,830	1,000	39,830	1,000	39,830
53 3200 FACILITY & HDWE. SUPPLIE	32,586	25,493	25,493	0	25,493	0	25,493
53 3300 VEHICLE/EQUIP. OPER. SUP	2,476	3,011	3,011	29	3,040	149	3,160

FUND DETAIL

4460 -  
 14460 DHHS - Div Mental Health/Develop.Disab./Sub.Abuse  
 1420 Julian F. Keith ADATC - State Funds

DESCRIPTION (1)	2001-2002 ACTUAL (2)	CERTIFIED (3)	2002-2003 AUTHORIZED (4)	INCR/DECR (5)	2003-2004 TOTAL (6)	INCR/DECR (7)	2004-2005 TOTAL (8)
REQUIREMENTS							
53 3400 FOOD & DIETARY SUPPLIES	506,084	522,993	522,993	10,460	533,453	24,581	547,574
53 3500 CLOTHING & RECREAT. SUPP	9,691	13,873	13,873	3,644	17,517	3,644	17,517
53 3600 DRUGS/PHARMACEU. SUPP.	241,316	233,043	233,043	18,093	251,136	37,506	270,549
53 3700 RESEARCH/DEV. & ED. SUPP	1,103	0	0	0	0	0	0
53 3900 OTHER MATERIALS & SUPP	12,044	6,964	6,964	0	6,964	0	6,964
TOTAL SUPPLIES	837,661	844,207	844,207	33,226	877,433	66,880	911,087
53 4500 EQUIPMENT	10,271	30,577	30,577	3,500	34,077	1,000	31,577
TOTAL PROPERTY, PLANT & EQUIPMT	10,271	30,577	30,577	3,500	34,077	1,000	31,577
53 5100 LEGAL, LICENSE & PERM.CO	852	0	0	0	0	0	0
53 5800 OTHER ADMIN. EXP.	1,500	1,514	1,514	0	1,514	0	1,514
53 5900 OTHER EXPENSE	13,419	13,889	13,889	0	13,889	0	13,889
TOTAL OTHER EXPENSES & ADJUSTMEN	15,771	15,403	15,403	0	15,403	0	15,403
53 7153 RES. RPLC. SPECIAL EQUIP	0	0	0	8,000	8,000	0	0
TOTAL RESERVES	0	0	0	8,000	8,000	0	0
53 8010 DEPENDENT CARE-OP TFR	1,456	0	0	0	0	0	0
53 81K1 TRANS TO B/C 14445 DMA	6,987,426	0	0	0	0	0	0
TOTAL INTRAGOVERNMENTAL TRANSACT	6,988,882	0	0	0	0	0	0
TOTAL REQUIREMENTS	13,675,782	6,695,558	6,694,274	87,722	6,781,996	126,474	6,820,748
ESTIMATED RECEIPTS							
43 4190 OTHER SALES & SERVICES	7,359	8,588	8,588	-8,588	0	-8,588	0
43 4200 HOSPITAL & MEDICAL SALES	328,644	117,873	117,873	210,769	328,642	210,769	328,642
43 4320 SALE OF SURPLUS PROPERTY	78	0	0	0	0	0	0
43 4390 OTH SALES OF GDS OR PUBL	33	0	0	0	0	0	0
43 7990 OTHER MISC REV-PROGRAM	710	0	0	0	0	0	0
43 7992 PETTY/IMPREST CASH	1,500	2,000	2,000	0	2,000	0	2,000
53 8220 REIMB-DUAL EMPLOYEE PAYM	8,832	0	0	0	0	0	0
53 8320 REFUND PR YR EXP	4,390	0	0	0	0	0	0

FUND DETAIL

4460 -  
 14460 DHHS - Div Mental Health/Develop.Disab./Sub.Abuse  
 1420 Julian F. Keith ADATC - State Funds

DESCRIPTION (1)	2001-2002 ACTUAL (2)	CERTIFIED (3)	2002-2003 AUTHORIZED (4)	INCR/DECR (5)	2003-2004 TOTAL (6)	INCR/DECR (7)	2004-2005 TOTAL (8)
ESTIMATED RECEIPTS							
53 8335 MEDICAID - TXIX CU YR	978	291	291	507	798	507	798
53 8366 MEDICAID DISP SHARE	6,987,426	0	0	0	0	0	0
43 8980 PRIOR FIS YEAR TRANS	139	0	0	0	0	0	0
-----							
TOTAL RECEIPTS	7,340,089	128,752	128,752	202,688	331,440	202,688	331,440
-----							
NET APPROPRIATION	6,335,693	6,566,806	6,565,522	-114,966	6,450,556	-76,214	6,489,308

FUND DETAIL

4460 -  
 14460 DHHS - Div Mental Health/Develop.Disab./Sub.Abuse  
 1421 Julian F. Keith ADATC - Federal/Other Funds

DESCRIPTION (1)	2001-2002 ACTUAL (2)	CERTIFIED (3)	2002-2003 AUTHORIZED (4)	INCR/DECR (5)	2003-2004 TOTAL (6)	INCR/DECR (7)	2004-2005 TOTAL (8)
REQUIREMENTS							
53 1212 SPA-REG SALARIES-REC	337,207	351,932	351,932	0	351,932	0	351,932
53 1412 SPA OT-STRAIGHT TIME-REC	1,123	0	0	0	0	0	0
53 1422 HOLIDAY PAY - RECEIPTS	2,184	2,007	2,007	0	2,007	0	2,007
53 1432 SHIFT 10% PREM PAY - REC	7,679	10,230	10,230	0	10,230	0	10,230
53 1442 CALLBK/STBY PREM PAY REC	0	1,775	1,775	0	1,775	0	1,775
53 1462 EPA&SPA-LONGVTY PAY-REC	2,166	1,372	1,372	0	1,372	0	1,372
53 1512 SOCIAL SECURITY-RECEIPT	26,374	27,763	27,763	0	27,763	0	27,763
53 1522 REG RETIRE CONTRIB-RECPT	16,638	19,269	19,269	0	19,269	0	19,269
53 1562 MEDICAL INSURANCE-RECEIP	29,893	31,644	31,644	0	31,644	0	31,644
TOTAL PERSONAL SERVICES	423,264	445,992	445,992	0	445,992	0	445,992
53 2700 TRAVEL & OTHER EMP. EXP.	1,201	12,253	12,253	0	12,253	0	12,253
53 2900 OTHER SERVICES	5,287	0	0	0	0	0	0
TOTAL PURCHASED SERVICES	6,488	12,253	12,253	0	12,253	0	12,253
53 3100 GENERAL ADMIN. SUPPLIES	3,691	0	0	0	0	0	0
53 3500 CLOTHING & RECREAT. SUPP	9,144	19,487	19,487	0	19,487	0	19,487
53 3600 DRUGS/PHARMACEU. SUPP.	8,727	8,262	8,262	0	8,262	0	8,262
53 3900 OTHER MATERIALS & SUPP	399	0	0	0	0	0	0
TOTAL SUPPLIES	21,961	27,749	27,749	0	27,749	0	27,749
53 4500 EQUIPMENT	9,208	0	0	0	0	0	0
TOTAL PROPERTY, PLANT & EQUIPMT	9,208	0	0	0	0	0	0
53 5900 OTHER EXPENSE	881	0	0	0	0	0	0
TOTAL OTHER EXPENSES & ADJUSTMEN	881	0	0	0	0	0	0
TOTAL REQUIREMENTS	461,802	485,994	485,994	0	485,994	0	485,994

FUND DETAIL

4460 -  
 14460 DHHS - Div Mental Health/Develop.Disab./Sub.Abuse  
 1421 Julian F. Keith ADATC - Federal/Other Funds

DESCRIPTION (1)	2001-2002 ACTUAL (2)	CERTIFIED (3)	2002-2003 AUTHORIZED (4)	INCR/DECR (5)	2003-2004 TOTAL (6)	INCR/DECR (7)	2004-2005 TOTAL (8)
ESTIMATED RECEIPTS							
53 885B SAPT BLOCK GRANT	461,801	485,994	485,994	0	485,994	0	485,994
TOTAL RECEIPTS	461,801	485,994	485,994	0	485,994	0	485,994
-----							
NET APPROPRIATION	1	0	0	0	0	0	0

FUND DETAIL

4460 -  
 14460 DHHS - Div Mental Health/Develop.Disab./Sub.Abuse  
 1440 Walter B. Jones ADATC - State

DESCRIPTION (1)	2001-2002 ACTUAL (2)	CERTIFIED (3)	2002-2003 AUTHORIZED (4)	INCR/DECR (5)	2003-2004 TOTAL (6)	INCR/DECR (7)	2004-2005 TOTAL (8)
REQUIREMENTS							
53 1211 SPA-REG SALARIES-APPRO	3,624,787	3,898,669	3,957,659	0	3,957,659	0	3,957,659
53 1351 STU TEMP WAGES - APPRO	0	2,000	2,000	0	2,000	0	2,000
53 1411 OVERTIME PAY - APPROP	8,827	20,784	20,784	0	20,784	0	20,784
53 1421 HOLIDAY PAY - APPRO	18,218	13,532	13,532	0	13,532	0	13,532
53 1431 SHIFT 10% PREM PAY - APP	119,518	102,410	102,410	0	102,410	0	102,410
53 1452 DUAL EMPL. WAGES - REC.	10,258	0	0	0	0	0	0
53 1461 EPA&SPA-LONGVTY PAY-APPR	35,597	40,368	40,368	4,405	44,773	10,671	51,039
53 1511 SOCIAL SEC CONTRIB-APPRO	269,169	311,033	315,545	1,254	316,799	1,886	317,431
53 1521 RETIRE CONTRIB-APPR	187,051	126,149	130,355	-4,939	125,416	-4,688	125,667
53 1561 MEDICAL INSURANCE-APPRO	281,108	311,419	311,419	-2,574	308,845	-2,574	308,845
53 1572 UNEMP COMP PAYMNTS TO ES	3,371	0	0	0	0	0	0
53 1625 ST DISABILITY PMT	49,848	11,305	11,305	0	11,305	0	11,305
53 1631 WRKER COMP-MED PAYMENTS	11,527	6,997	6,997	0	6,997	0	6,997
53 1632 WRKER COMP-TEMP DIS PAYM	0	3,006	3,006	0	3,006	0	3,006
TOTAL PERSONAL SERVICES	4,619,279	4,847,672	4,915,380	-1,854	4,913,526	5,295	4,920,675
53 2131 HOSPITAL PROVIDED MED SER	3,226	4,253	4,253	170	4,423	342	4,595
53 2132 OTHER PROVIDED MED SER	114,337	167,947	167,947	7,558	175,505	15,451	183,398
53 2170 ADMINISTRATIVE SERVICES	5,574	5,600	5,600	0	5,600	0	5,600
53 2181 FOOD SER AGREEMENT	0	227,342	227,342	0	227,342	0	227,342
53 2182 LAUNDRY SER AGREEMENT	13,440	13,585	13,585	0	13,585	0	13,585
53 2185 WASTE REMOVAL/RECY. SERV	8,388	8,500	8,500	0	8,500	0	8,500
53 2186 SECURITY SERVICE AGREE	29,134	29,000	29,000	0	29,000	0	29,000
53 2187 PEST CONTROL AGREEMENT	910	0	0	0	0	0	0
53 2199 OTHER CONTRACT SERVICES	106,088	59,384	59,384	0	59,384	0	59,384
53 2200 UTILITY/ENERGY SERVICES	135,535	143,045	143,045	3,850	146,895	7,841	150,886
53 2300 REPAIR SERVICES	21,434	27,364	27,364	0	27,364	0	27,364
53 2400 MAINTENANCE AGREEMENTS	11,057	15,572	15,572	1,554	17,126	1,554	17,126
53 2500 RENTALS/LEASES	3,120	0	0	0	0	0	0
53 2700 TRAVEL & OTHER EMP. EXP.	10,451	22,920	22,920	0	22,920	0	22,920
53 2800 COMMUNICA. & DATA PROC.	19,191	18,610	18,610	0	18,610	0	18,610
53 2900 OTHER SERVICES	5,608	8,170	8,170	0	8,170	0	8,170
TOTAL PURCHASED SERVICES	487,493	751,292	751,292	13,132	764,424	25,188	776,480
53 3100 GENERAL ADMIN. SUPPLIES	27,303	37,393	37,393	0	37,393	0	37,393
53 3200 FACILITY & HDWE. SUPPLIE	20,357	24,888	24,888	0	24,888	0	24,888
53 3300 VEHICLE/EQUIP. OPER. SUP	508	0	0	0	0	0	0
53 3400 FOOD & DIETARY SUPPLIES	125,531	115,344	115,344	2,307	117,651	5,402	120,746
53 3500 CLOTHING & RECREAT. SUPP	2,469	3,393	3,393	0	3,393	0	3,393

FUND DETAIL

4460 -  
 14460 DHHS - Div Mental Health/Develop.Disab./Sub.Abuse  
 1440 Walter B. Jones ADATC - State

DESCRIPTION (1)	2001-2002 ACTUAL (2)	CERTIFIED (3)	2002-2003 AUTHORIZED (4)	INCR/DECR (5)	2003-2004 TOTAL (6)	INCR/DECR (7)	2004-2005 TOTAL (8)
REQUIREMENTS							
53 3600 DRUGS/PHARMACEU. SUPP.	212,001	224,182	224,182	16,542	240,724	34,082	258,264
53 3700 RESEARCH/DEV. & ED. SUPP	1,823	2,166	2,166	87	2,253	178	2,344
53 3900 OTHER MATERIALS & SUPP	1,739	2,475	2,475	0	2,475	0	2,475
TOTAL SUPPLIES	391,731	409,841	409,841	18,936	428,777	39,662	449,503
53 4500 EQUIPMENT	5,621	19,982	19,982	0	19,982	0	19,982
TOTAL PROPERTY, PLANT & EQUIPMT	5,621	19,982	19,982	0	19,982	0	19,982
53 5100 LEGAL, LICENSE & PERM.CO	5,570	425	425	0	425	0	425
53 5800 OTHER ADMIN. EXP.	1,500	1,242	1,242	0	1,242	0	1,242
53 5900 OTHER EXPENSE	7,861	10,442	10,442	0	10,442	0	10,442
TOTAL OTHER EXPENSES & ADJUSTMEN	14,931	12,109	12,109	0	12,109	0	12,109
53 7153 RES. RPLC. SPECIAL EQUIP	0	0	0	30,164	30,164	0	0
TOTAL RESERVES	0	0	0	30,164	30,164	0	0
53 8010 DEPENDENT CARE-OP TFR	2,274	0	0	0	0	0	0
53 81K1 TRANS TO B/C 14445 DMA	5,561,036	0	0	0	0	0	0
53 8980 TFR TO SUBSEQUENT FY	450	0	0	0	0	0	0
TOTAL INTRAGOVERNMENTAL TRANSACT	5,563,760	0	0	0	0	0	0
TOTAL REQUIREMENTS	11,082,815	6,040,896	6,108,604	60,378	6,168,982	70,145	6,178,749
ESTIMATED RECEIPTS							
43 4150 FOOD & VENDING SVC	4,099	4,594	4,594	-4,594	0	-4,594	0
43 4200 HOSPITAL & MEDICAL SALES	343,581	68,806	68,806	274,774	343,580	274,774	343,580
43 4320 SALE OF SURPLUS PROPERTY	0	2,751	2,751	0	2,751	0	2,751
43 4390 OTH SALES OF GDS OR PUBL	94	312	312	0	312	0	312
43 7122 ACCTS REV INTEREST	32	0	0	0	0	0	0
43 7990 OTHER MISC REV-PROGRAM	2,028	2,326	2,326	0	2,326	0	2,326
43 7992 PETTY/IMPREST CASH	2,000	2,000	2,000	0	2,000	0	2,000
43 7994 RETURNED CHECK FEE	25	0	0	0	0	0	0
53 8220 REIMB-DUAL EMPLOYEE PAYM	7,576	0	0	0	0	0	0

FUND DETAIL

4460 -  
 14460 DHHS - Div Mental Health/Develop.Disab./Sub.Abuse  
 1440 Walter B. Jones ADATC - State

DESCRIPTION (1)	2001-2002 ACTUAL (2)	CERTIFIED (3)	2002-2003 AUTHORIZED (4)	INCR/DECR (5)	2003-2004 TOTAL (6)	INCR/DECR (7)	2004-2005 TOTAL (8)
ESTIMATED RECEIPTS							
53 8335 MEDICAID - TXIX CU YR	0	5,905	5,905	-5,905	0	-5,905	0
53 8366 MEDICAID DISP SHARE	5,561,036	0	0	0	0	0	0
53 885B SAPT BLOCK GRANT	263,480	348,000	348,000	0	348,000	0	348,000
43 8980 PRIOR FIS YEAR TRANS	3,916	0	0	0	0	0	0
TOTAL RECEIPTS	6,187,867	434,694	434,694	264,275	698,969	264,275	698,969
NET APPROPRIATION	4,894,948	5,606,202	5,673,910	-203,897	5,470,013	-194,130	5,479,780



FUND DETAIL

4460 -  
 14460 DHHS - Div Mental Health/Develop.Disab./Sub.Abuse  
 1441 Walter B. Jones ADATC - Federal

DESCRIPTION (1)	2001-2002 ACTUAL (2)	CERTIFIED (3)	2002-2003 AUTHORIZED (4)	INCR/DECR (5)	2003-2004 TOTAL (6)	INCR/DECR (7)	2004-2005 TOTAL (8)
REQUIREMENTS							
53 1212 SPA-REG SALARIES-REC	285,152	321,974	321,974	0	321,974	0	321,974
53 1422 HOLIDAY PAY - RECEIPTS	201	0	0	0	0	0	0
53 1432 SHIFT 10% PREM PAY - REC	1,525	0	0	0	0	0	0
53 1462 EPA&SPA-LONGVTY PAY-REC	542	0	0	0	0	0	0
53 1512 SOCIAL SECURITY-RECEIPT	21,436	23,744	23,744	0	23,744	0	23,744
53 1522 REG RETIRE CONTRIB-RECPT	13,898	29,436	29,436	0	29,436	0	29,436
53 1562 MEDICAL INSURANCE-RECEIP	21,881	16,664	16,664	0	16,664	0	16,664
TOTAL PERSONAL SERVICES	344,635	391,818	391,818	0	391,818	0	391,818
53 2199 OTHER CONTRACT SERVICES	21,721	31,635	31,635	0	31,635	0	31,635
53 2200 UTILITY/ENERGY SERVICES	1,999	1,523	1,523	0	1,523	0	1,523
53 2700 TRAVEL & OTHER EMP. EXP.	2,871	5,148	5,148	0	5,148	0	5,148
53 2900 OTHER SERVICES	2,825	12,500	12,500	0	12,500	0	12,500
TOTAL PURCHASED SERVICES	29,416	50,806	50,806	0	50,806	0	50,806
53 3100 GENERAL ADMIN. SUPPLIES	1,699	8,529	8,529	0	8,529	0	8,529
53 3500 CLOTHING & RECREAT. SUPP	0	5,874	5,874	0	5,874	0	5,874
53 3600 DRUGS/PHARMACEU. SUPP.	12,000	10,668	10,668	0	10,668	0	10,668
TOTAL SUPPLIES	13,699	25,071	25,071	0	25,071	0	25,071
53 5900 OTHER EXPENSE	5	786	786	0	786	0	786
TOTAL OTHER EXPENSES & ADJUSTMEN	5	786	786	0	786	0	786
TOTAL REQUIREMENTS	387,755	468,481	468,481	0	468,481	0	468,481
ESTIMATED RECEIPTS							
43 2274 PITT COUNTY MENTAL HEALT	63,920	85,000	85,000	0	85,000	0	85,000
53 885B SAPT BLOCK GRANT	323,603	383,481	383,481	0	383,481	0	383,481

FUND DETAIL

4460 -  
 14460 DHHS - Div Mental Health/Develop.Disab./Sub.Abuse  
 1441 Walter B. Jones ADATC - Federal

DESCRIPTION (1)	2001-2002 ACTUAL (2)	CERTIFIED (3)	2002-2003 AUTHORIZED (4)	INCR/DECR (5)	2003-2004 TOTAL (6)	INCR/DECR (7)	2004-2005 TOTAL (8)
-----							
TOTAL RECEIPTS	387,523	468,481	468,481	0	468,481	0	468,481
-----							
NET APPROPRIATION	232	0	0	0	0	0	0

FUND DETAIL

4460 -  
 14460 DHHS - Div Mental Health/Develop.Disab./Sub.Abuse  
 1490 Program Services - Substance Abuse - State

DESCRIPTION (1)	2001-2002 ACTUAL (2)	CERTIFIED (3)	2002-2003 AUTHORIZED (4)	INCR/DECR (5)	2003-2004 TOTAL (6)	INCR/DECR (7)	2004-2005 TOTAL (8)
REQUIREMENTS							
53 6890 OTHER EDUCATIONAL AWARDS	12,800	12,800	12,800	0	12,800	0	12,800
53 6906 COMM ALCOHOLISM PROG.	25,391	35,918	35,918	0	35,918	0	35,918
53 6945 UCR SERVICES-TO CHILDREN	2,950,507	2,950,508	2,950,508	0	2,950,508	0	2,950,508
53 6949 UCR SERVICE TO ADULTS	21,229,626	22,726,249	22,726,249	0	22,726,249	0	22,726,249
53 6966 NON-UCR WOMEN'S TRMT.	410,394	1,410,394	1,410,394	-1,000,000	410,394	-1,000,000	410,394
53 6968 CONTRACTS - MHDDSAS	318,117	2,300,000	2,300,000	0	2,300,000	0	2,300,000
53 6969 MAJORS	0	1,346,023	1,346,023	0	1,346,023	0	1,346,023
53 6974 NON-UCR CHILD	1,455,470	333,340	333,340	0	333,340	0	333,340
53 6975 NON-UCR ADULT	80,994	1,260,000	1,260,000	0	1,260,000	0	1,260,000
53 6976 WOMEN'S ALT. TRMT.	3,101,092	3,285,281	3,285,281	0	3,285,281	0	3,285,281
53 6977 TRAINING	0	30,000	30,000	0	30,000	0	30,000
53 6990 TXT ACCT SAFE COMMUNITY	2,249,583	2,249,583	2,249,583	0	2,249,583	0	2,249,583
53 6995 NON-UCR OTHER	69,243	70,000	70,000	0	70,000	0	70,000
53 6996 CRISIS SERVICES	53,340	53,340	53,340	0	53,340	0	53,340
TOTAL AID & PUBLIC ASSISTANCE	31,956,557	38,063,436	38,063,436	-1,000,000	37,063,436	-1,000,000	37,063,436
53 8101 TFR. TO DOA	0	200,000	200,000	0	200,000	0	200,000
53 819A TFR. TO DOA	12,000	0	0	0	0	0	0
TOTAL INTRAGOVERNMENTAL TRANSACT	12,000	200,000	200,000	0	200,000	0	200,000
TOTAL REQUIREMENTS	31,968,557	38,263,436	38,263,436	-1,000,000	37,263,436	-1,000,000	37,263,436
ESTIMATED RECEIPTS							
43 2305 10% MIXED BEVERAGE TAX	882,688	712,638	712,638	0	712,638	0	712,638
43 8980 PRIOR FIS YEAR TRANS	88,917	0	0	0	0	0	0
TOTAL RECEIPTS	971,605	712,638	712,638	0	712,638	0	712,638

FUND DETAIL

4460 -  
 14460 DHHS - Div Mental Health/Develop.Disab./Sub.Abuse  
 1490 Program Services - Substance Abuse - State

DESCRIPTION (1)	2001-2002 ACTUAL (2)	CERTIFIED (3)	2002-2003 AUTHORIZED (4)	INCR/DECR (5)	2003-2004 TOTAL (6)	INCR/DECR (7)	2004-2005 TOTAL (8)
NET APPROPRIATION	30,996,952	37,550,798	37,550,798	-1,000,000	36,550,798	-1,000,000	36,550,798

FUND DETAIL

4460 -  
 14460 DHHS - Div Mental Health/Develop.Disab./Sub.Abuse  
 1491 Program Services - Substance Abuse - Federal

DESCRIPTION (1)	2001-2002 ACTUAL (2)	CERTIFIED (3)	2002-2003 AUTHORIZED (4)	INCR/DECR (5)	2003-2004 TOTAL (6)	INCR/DECR (7)	2004-2005 TOTAL (8)
REQUIREMENTS							
53 6902 STATE INCENTIVE GRANT	1,825,288	0	0	0	0	0	0
53 6911 CHILD SA PREVENTION	0	2,243,232	2,243,232	0	2,243,232	0	2,243,232
53 6913 UCR HIV	0	556,085	556,085	0	556,085	0	556,085
53 6945 UCR SERVICES-TO CHILDREN	4,776,436	3,985,977	3,985,977	0	3,985,977	0	3,985,977
53 6949 UCR SERVICE TO ADULTS	11,387,542	9,024,371	9,024,371	0	9,024,371	0	9,024,371
53 6952 SVC TO IV DRUG ABUSERS	3,339,610	2,296,575	2,296,575	0	2,296,575	0	2,296,575
53 6962 IV DRUG SER. NON-UCR	890,277	1,514,531	1,514,531	0	1,514,531	0	1,514,531
53 6963 NON-UCR SAFE-DRUGFREE SC	142,936	142,936	142,936	0	142,936	0	142,936
53 6965 GOV.20% SAFE-DRUGFREE SC	1,213,353	1,225,730	1,225,730	0	1,225,730	0	1,225,730
53 6966 NON-UCR WOMEN'S TRMT.	3,986,689	3,914,278	3,914,278	0	3,914,278	0	3,914,278
53 6968 CONTRACTS - MHDDSAS	500,000	1,000,000	1,000,000	0	1,000,000	0	1,000,000
53 6969 MAJORS	0	1,532,278	1,532,278	0	1,532,278	0	1,532,278
53 6974 NON-UCR CHILD	2,076,830	70,919	70,919	0	70,919	0	70,919
53 6975 NON-UCR ADULT	4,384,654	1,105,696	1,105,696	0	1,105,696	0	1,105,696
53 6976 WOMEN'S ALT. TRMT.	3,810,406	3,855,703	3,855,703	0	3,855,703	0	3,855,703
53 6977 TRAINING	80,086	60,341	61,341	0	61,341	0	61,341
53 6986 FOCUS ON FAMILIES	618,156	0	0	0	0	0	0
53 6990 TXT ACCT SAFE COMMUNITY	2,720,384	3,222,264	3,222,264	0	3,222,264	0	3,222,264
53 6995 NON-UCR OTHER	789	789	789	0	789	0	789
TOTAL AID & PUBLIC ASSISTANCE	41,753,436	35,751,705	35,752,705	0	35,752,705	0	35,752,705
TOTAL REQUIREMENTS	41,753,436	35,751,705	35,752,705	0	35,752,705	0	35,752,705
ESTIMATED RECEIPTS							
43 25J3 CHATS - CCPS	375,000	0	0	0	0	0	0
53 8335 MEDICAID - TXIX CU YR	665,387	1,225,000	1,225,000	0	1,225,000	0	1,225,000
53 885B SAPT BLOCK GRANT	28,582,289	31,194,832	31,195,832	0	31,195,832	0	31,195,832
53 885E GOVERNOR'S 30% FFY 1996	1,356,289	1,368,666	1,368,666	0	1,368,666	0	1,368,666
53 885I CCP-SIG	1,825,288	0	0	0	0	0	0
53 887Q SOCIAL SVCS. BLOCK GRNT	66,049	88,065	88,065	0	88,065	0	88,065
53 888K TANF	8,641,851	1,875,142	1,875,142	0	1,875,142	0	1,875,142

FUND DETAIL

4460 -  
 14460 DHHS - Div Mental Health/Develop.Disab./Sub.Abuse  
 1491 Program Services - Substance Abuse - Federal

DESCRIPTION (1)	2001-2002 ACTUAL (2)	CERTIFIED (3)	2002-2003 AUTHORIZED (4)	INCR/DECR (5)	2003-2004 TOTAL (6)	INCR/DECR (7)	2004-2005 TOTAL (8)
-----							
TOTAL RECEIPTS	41,512,153	35,751,705	35,752,705	0	35,752,705	0	35,752,705
-----							
NET APPROPRIATION	241,283	0	0	0	0	0	0

FUND DETAIL

4460 -  
 14460 DHHS - Div Mental Health/Develop.Disab./Sub.Abuse  
 1590 General Program Services

DESCRIPTION (1)	2001-2002 ACTUAL (2)	CERTIFIED (3)	2002-2003 AUTHORIZED (4)	INCR/DECR (5)	2003-2004 TOTAL (6)	INCR/DECR (7)	2004-2005 TOTAL (8)
REQUIREMENTS							
53 6995 NON-UCR OTHER	679,300	0	0	0	0	0	0
TOTAL AID & PUBLIC ASSISTANCE	679,300	0	0	0	0	0	0
53 7116 CHILD MH TREATMENT RESER	0	1,902,003	1,902,003	0	1,902,003	0	1,902,003
TOTAL RESERVES	0	1,902,003	1,902,003	0	1,902,003	0	1,902,003
53 8980 TFR TO SUBSEQUENT FY	1,094,564	0	0	0	0	0	0
TOTAL INTRAGOVERNMENTAL TRANSACT	1,094,564	0	0	0	0	0	0
TOTAL REQUIREMENTS	1,773,864	1,902,003	1,902,003	0	1,902,003	0	1,902,003
ESTIMATED RECEIPTS							
43 3110 INT/DIV INC INVST-PROGRM	229	0	0	0	0	0	0
43 81P1 TRANSFER FROM FUND 1993	60,000	0	0	0	0	0	0
53 885A COMMUNITY MH BG	0	1,500,000	1,500,000	0	1,500,000	0	1,500,000
53 887Q SOCIAL SVCS. BLOCK GRNT	0	402,003	402,003	0	402,003	0	402,003
43 8980 PRIOR FIS YEAR TRANS	49,224	0	0	0	0	0	0
TOTAL RECEIPTS	109,453	1,902,003	1,902,003	0	1,902,003	0	1,902,003
NET APPROPRIATION	1,664,411	0	0	0	0	0	0

FUND DETAIL

4460 -  
 14460 DHHS - Div Mental Health/Develop.Disab./Sub.Abuse  
 1810 Revenue Clearing Account

DESCRIPTION (1)	2001-2002 ACTUAL (2)	CERTIFIED (3)	2002-2003 AUTHORIZED (4)	INCR/DECR (5)	2003-2004 TOTAL (6)	INCR/DECR (7)	2004-2005 TOTAL (8)
ESTIMATED RECEIPTS							
43 25J3 CHATS - CCPS	-232,034	0	0	0	0	0	0
43 25XA TRANSFER FROM CCPS-FLOYD	5,646	0	0	0	0	0	0
43 25XF CCPS/FEMA FLOYD CRISIS C	1,920	0	0	0	0	0	0
43 25X3 GOV. CRIME CNTRL/MAJORS	-97,897	0	0	0	0	0	0
43 4150 FOOD & VENDING SVC	-263	0	0	0	0	0	0
53 88B7 OLMSTEAD	-2,954	0	0	0	0	0	0
53 88B8 TBI GRANT	-9,233	0	0	0	0	0	0
53 88CB WIC NUTRITION	-2,781	0	0	0	0	0	0
53 88CM STATE CARDIOVAS HLT PROG	136	0	0	0	0	0	0
53 881K NC SYSTEM OF CARE NETWOR	-83,525	0	0	0	0	0	0
53 883B MEDICARE-FFP	24,556	0	0	0	0	0	0
53 883C CLIA	3,873	0	0	0	0	0	0
53 883K NEW HORIZONS FOR 1ST FAM	33,476	0	0	0	0	0	0
53 884B TITLE III B-FFP 75%	-776	0	0	0	0	0	0
53 884F OMBUDSMAN E-FFP 85%	-2,167	0	0	0	0	0	0
53 885B SAPT BLOCK GRANT	-391,121	0	0	0	0	0	0
53 885C EHA GRANT	-10,119	0	0	0	0	0	0
53 885E GOVERNOR'S 30% FFY 1996	4,570	0	0	0	0	0	0
53 885F PATH-GRANT FOR HOMELESS	-3,150	0	0	0	0	0	0
53 885I CCP-SIG	-28,661	0	0	0	0	0	0
53 885M PEN PAL YEAR 97	-7,330	0	0	0	0	0	0
53 885N SHELTER + CARE	-201	0	0	0	0	0	0
53 885T ST DEMAND PREVENT SVCS	19,018	0	0	0	0	0	0
53 885U DEMAND/NEED ASSESSMENT	692	0	0	0	0	0	0
53 885W NC FACES	-16,986	0	0	0	0	0	0
53 885X TBI PROJECT ACCESS	-50,881	0	0	0	0	0	0
53 885Y DASIS CONTRACT	1,120	0	0	0	0	0	0
53 886A HLTH STAND QUALITY BUREA	-12,722	0	0	0	0	0	0
53 886C MEDICAID ADMIN. & TRNG.	-142,454	0	0	0	0	0	0
53 886K MH DECISION SUPPORT	-6,290	0	0	0	0	0	0
53 887E CHILD SUPPORT ENF.	-3,623	0	0	0	0	0	0
53 887G CWS FAMILY PRESERVATION	416	0	0	0	0	0	0
53 887J REFUGEE CASH & MED.	-541	0	0	0	0	0	0
53 887K IV-E FOSTER CARE ASSIST.	1,203	0	0	0	0	0	0
53 887L IV-E ADOPTION ASSISTANCE	-348	0	0	0	0	0	0
53 887M DISABILITY DETERM.- SSA	-541	0	0	0	0	0	0
53 887Q SOCIAL SVCS. BLOCK GRNT	-73,863	0	0	0	0	0	0
53 888C FOOD STAMPS - USDA	-5,553	0	0	0	0	0	0
53 888K TANF	-14,207	0	0	0	0	0	0
53 889B CLIENT ASSISTANCE PROGM	2,361	0	0	0	0	0	0



FUND DETAIL

4460 -  
 14460 DHHS - Div Mental Health/Develop.Disab./Sub.Abuse  
 1810 Revenue Clearing Account

DESCRIPTION (1)	2001-2002 ACTUAL (2)	CERTIFIED (3)	2002-2003 AUTHORIZED (4)	INCR/DECR (5)	2003-2004 TOTAL (6)	INCR/DECR (7)	2004-2005 TOTAL (8)
-----							
TOTAL RECEIPTS	-1,101,234	0	0	0	0	0	0
-----							
NET APPROPRIATION	1,101,234	0	0	0	0	0	0

FUND DETAIL

4460 -  
 14460 DHHS - Div Mental Health/Develop.Disab./Sub.Abuse  
 191A Statewide Reserve

DESCRIPTION (1)	2001-2002 ACTUAL (2)	CERTIFIED (3)	2002-2003 AUTHORIZED (4)	INCR/DECR (5)	2003-2004 TOTAL (6)	INCR/DECR (7)	2004-2005 TOTAL (8)
ESTIMATED RECEIPTS							
43 8042 STATE HLTH PLAN RESERVE	539,530	0	0	0	0	0	0
TOTAL RECEIPTS	539,530	0	0	0	0	0	0
NET APPROPRIATION	-539,530	0	0	0	0	0	0

FUND DETAIL

4460 -  
 14460 DHHS - Div Mental Health/Develop.Disab./Sub.Abuse  
 1910 Reserves and Transfers

DESCRIPTION (1)	2001-2002 ACTUAL (2)	CERTIFIED (3)	2002-2003 AUTHORIZED (4)	INCR/DECR (5)	2003-2004 TOTAL (6)	INCR/DECR (7)	2004-2005 TOTAL (8)
REQUIREMENTS							
53 7196 RESERVE FOR SAPT-BG	0	2,800,085	2,800,085	0	2,800,085	0	2,800,085
TOTAL RESERVES	0	2,800,085	2,800,085	0	2,800,085	0	2,800,085
TOTAL REQUIREMENTS	0	2,800,085	2,800,085	0	2,800,085	0	2,800,085
ESTIMATED RECEIPTS							
43 81P5 TRANSFER FROM 64460	92,309	0	0	0	0	0	0
53 885B SAPT BLOCK GRANT	0	2,800,085	2,800,085	0	2,800,085	0	2,800,085
TOTAL RECEIPTS	92,309	2,800,085	2,800,085	0	2,800,085	0	2,800,085
NET APPROPRIATION	-92,309	0	0	0	0	0	0

FUND DETAIL

4460 -  
 14460 DHHS - Div Mental Health/Develop.Disab./Sub.Abuse  
 1992 Prior Year Earned Revenue

DESCRIPTION (1)	2001-2002 ACTUAL (2)	CERTIFIED (3)	2002-2003 AUTHORIZED (4)	INCR/DECR (5)	2003-2004 TOTAL (6)	INCR/DECR (7)	2004-2005 TOTAL (8)
REQUIREMENTS							
53 81D1 TRANSFER TO DHHS	2,142,846	0	0	0	0	0	0
TOTAL INTRAGOVERNMENTAL TRANSACT	2,142,846	0	0	0	0	0	0
TOTAL REQUIREMENTS	2,142,846	0	0	0	0	0	0
ESTIMATED RECEIPTS							
43 25X3 GOV. CRIME CNTRL/MAJORS	121,830	0	0	0	0	0	0
53 88B5 UNDERAGE DRINKING LAW 00	14,319	0	0	0	0	0	0
53 88CB WIC NUTRITION	-6,027	0	0	0	0	0	0
53 88XR FEMA/FLOYD CRISIS COUN R	8,173	0	0	0	0	0	0
53 881A REHAB SVCS. BASIC SUPP.	-31	0	0	0	0	0	0
53 881K NC SYSTEM OF CARE NETWOR	94,084	0	0	0	0	0	0
53 883B MEDICARE-FFP	-50,818	0	0	0	0	0	0
53 883C CLIA	-8,950	0	0	0	0	0	0
53 883K NEW HORIZONS FOR 1ST FAM	-1,334	0	0	0	0	0	0
53 884B TITLE III B-FFP 75%	-128	0	0	0	0	0	0
53 884F OMBUDSMAN E-FFP 85%	-351	0	0	0	0	0	0
53 885A COMMUNITY MH BG	73,172	0	0	0	0	0	0
53 885B SAPT BLOCK GRANT	624,764	0	0	0	0	0	0
53 885C EHA GRANT	-135,901	0	0	0	0	0	0
53 885E GOVERNOR'S 30% FFY 1996	163,079	0	0	0	0	0	0
53 885F PATH-GRANT FOR HOMELESS	3,913	0	0	0	0	0	0
53 885I CCP-SIG	76,495	0	0	0	0	0	0
53 885K ACCESS GRANT FFY 1995	199,411	0	0	0	0	0	0
53 885M PEN PAL YEAR 97	7,330	0	0	0	0	0	0
53 885N SHELTER + CARE	14	0	0	0	0	0	0
53 885T ST DEMAND PREVENT SVCS	4,005	0	0	0	0	0	0
53 885U DEMAND/NEED ASSESSMENT	37,345	0	0	0	0	0	0
53 885W NC FACES	93,100	0	0	0	0	0	0
53 885X TBI PROJECT ACCESS	14,811	0	0	0	0	0	0
53 885Y DASIS CONTRACT	10,459	0	0	0	0	0	0
53 885Z CUD GRANT	-57,402	0	0	0	0	0	0
53 886A HLTH STAND QUALITY BUREA	-3,041	0	0	0	0	0	0
53 886C MEDICAID ADMIN. & TRNG.	634,814	0	0	0	0	0	0
53 887E CHILD SUPPORT ENF.	-1,303	0	0	0	0	0	0
53 887F CHILD WELFARE SERVICES	380	0	0	0	0	0	0
53 887G CWS FAMILY PRESERVATION	-218,040	0	0	0	0	0	0

FUND DETAIL

4460 -  
 14460 DHHS - Div Mental Health/Develop.Disab./Sub.Abuse  
 1992 Prior Year Earned Revenue

DESCRIPTION (1)	2001-2002 ACTUAL (2)	CERTIFIED (3)	2002-2003 AUTHORIZED (4)	INCR/DECR (5)	2003-2004 TOTAL (6)	INCR/DECR (7)	2004-2005 TOTAL (8)
ESTIMATED RECEIPTS							
53 887K IV-E FOSTER CARE ASSIST.	-85	0	0	0	0	0	0
53 887L IV-E ADOPTION ASSISTANCE	-41	0	0	0	0	0	0
53 887M DISABILITY DETERM.- SSA	-42	0	0	0	0	0	0
53 887P LOW INC. ENERGY ASSIST.	-112	0	0	0	0	0	0
53 887Q SOCIAL SVCS. BLOCK GRNT	153,594	0	0	0	0	0	0
53 888C FOOD STAMPS - USDA	-1,276	0	0	0	0	0	0
53 888K TANF	260,838	0	0	0	0	0	0
53 889A SEC 110-BASIC SUPP PROG	35,008	0	0	0	0	0	0
53 889B CLIENT ASSISTANCE PROGM	-3,211	0	0	0	0	0	0
-----							
TOTAL RECEIPTS	2,142,845	0	0	0	0	0	0
-----							
NET APPROPRIATION	1	0	0	0	0	0	0

FUND DETAIL

4460 -  
 14460 DHHS - Div Mental Health/Develop.Disab./Sub.Abuse  
 1993 Prior Year Refunds and Carry Forward

DESCRIPTION (1)	2001-2002 ACTUAL (2)	CERTIFIED (3)	2002-2003 AUTHORIZED (4)	INCR/DECR (5)	2003-2004 TOTAL (6)	INCR/DECR (7)	2004-2005 TOTAL (8)
REQUIREMENTS							
53 1221 TIME LIMITED SALARIES-AP	2,440	0	0	0	0	0	0
53 1222 TIME-LIMITED SALARIES-RE	-2,440	0	0	0	0	0	0
53 1511 SOCIAL SEC CONTRIB-APPRO	187	0	0	0	0	0	0
53 1512 SOCIAL SECURITY-RECEIPT	-187	0	0	0	0	0	0
53 1521 RETIRE CONTRIB-APPR	174	0	0	0	0	0	0
53 1522 REG RETIRE CONTRIB-RECPT	-174	0	0	0	0	0	0
TOTAL PERSONAL SERVICES	0	0	0	0	0	0	0
53 2170 ADMINISTRATIVE SERVICES	-1,105	0	0	0	0	0	0
53 2199 OTHER CONTRACT SERVICES	-19,209	0	0	0	0	0	0
53 2700 TRAVEL & OTHER EMP. EXP.	-15	0	0	0	0	0	0
53 2900 OTHER SERVICES	-205	0	0	0	0	0	0
TOTAL PURCHASED SERVICES	-20,534	0	0	0	0	0	0
53 6930 AT-RISK-CHILDREN	-5,274,000	0	0	0	0	0	0
53 6968 CONTRACTS - MHDDSAS	-116,167	0	0	0	0	0	0
53 6995 NON-UCR OTHER	-5,072	0	0	0	0	0	0
TOTAL AID & PUBLIC ASSISTANCE	-5,395,239	0	0	0	0	0	0
53 7170 REDISTRIBUTED COST	-2	0	0	0	0	0	0
TOTAL RESERVES	-2	0	0	0	0	0	0
53 81D1 TRANSFER TO DHHS	4,022,469	0	0	0	0	0	0
53 81N1 TRANS TO 14480 DVR	4,029,316	0	0	0	0	0	0
53 81P1 TRF TO B/C 14460 DMH	3,605,646	110,238	110,238	0	110,238	0	110,238
TOTAL INTRAGOVERNMENTAL TRANSACT	11,657,431	110,238	110,238	0	110,238	0	110,238
TOTAL REQUIREMENTS	6,241,656	110,238	110,238	0	110,238	0	110,238

FUND DETAIL

4460 -  
 14460 DHHS - Div Mental Health/Develop.Disab./Sub.Abuse  
 1993 Prior Year Refunds and Carry Forward

DESCRIPTION (1)	2001-2002 ACTUAL (2)	CERTIFIED (3)	2002-2003 AUTHORIZED (4)	INCR/DECR (5)	2003-2004 TOTAL (6)	INCR/DECR (7)	2004-2005 TOTAL (8)
ESTIMATED RECEIPTS							
43 25XA TRANSFER FROM CCPS-FLOYD	28,483	0	0	0	0	0	0
43 25XF CCPS/FEMA FLOYD CRISIS C	5,643	0	0	0	0	0	0
43 25X3 GOV. CRIME CNTRL/MAJORS	-23,933	0	0	0	0	0	0
43 7990 OTHER MISC REV-PROGRAM	6,775,227	110,238	110,238	0	110,238	0	110,238
43 819J FEMA GRANT	45,777	0	0	0	0	0	0
53 8397 TSR REFUND	3,381,172	0	0	0	0	0	0
53 88A5 MH CARE GRANT	67,976	0	0	0	0	0	0
53 88XR FEMA/FLOYD CRISIS COUN R	-294,171	0	0	0	0	0	0
53 881K NC SYSTEM OF CARE NETWOR	-281,735	0	0	0	0	0	0
53 885A COMMUNITY MH BG	-300,861	0	0	0	0	0	0
53 885B SAPT BLOCK GRANT	-1,535,445	0	0	0	0	0	0
53 885E GOVERNOR'S 30% FFY 1996	-201,283	0	0	0	0	0	0
53 885F PATH-GRANT FOR HOMELESS	-52,272	0	0	0	0	0	0
53 885I CCP-SIG	-564,428	0	0	0	0	0	0
53 885U DEMAND/NEED ASSESSMENT	-85	0	0	0	0	0	0
53 885W NC FACES	-582	0	0	0	0	0	0
53 885Z CUD GRANT	-192	0	0	0	0	0	0
53 886C MEDICAID ADMIN. & TRNG.	8,880	0	0	0	0	0	0
53 887G CWS FAMILY PRESERVATION	-7	0	0	0	0	0	0
53 887K IV-E FOSTER CARE ASSIST.	-1,976	0	0	0	0	0	0
53 887Q SOCIAL SVCS. BLOCK GRNT	-122,782	0	0	0	0	0	0
53 888K TANF	-1,113,855	0	0	0	0	0	0
-----							
TOTAL RECEIPTS	5,819,551	110,238	110,238	0	110,238	0	110,238
-----							
NET APPROPRIATION	422,105	0	0	0	0	0	0

SUMMARY BY FUND

4460 -  
24460 DHHS - DMH/DD/SAS - Special

DESCRIPTION (1)	2001-2002 ACTUAL (2)	CERTIFIED (3)	2002-2003 AUTHORIZED (4)	INCR/DECR (5)	2003-2004 TOTAL (6)	INCR/DECR (7)	2004-2005 TOTAL (8)
REQUIREMENTS							
2280 WRIGHT SCHOOL-SPECIAL FU	16,701	19,178	19,178	0	19,178	0	19,178
TOTAL REQUIREMENTS	16,701	19,178	19,178	0	19,178	0	19,178
ESTIMATED RECEIPTS							
2280 WRIGHT SCHOOL-SPECIAL FU	17,287	19,178	19,178	0	19,178	0	19,178
TOTAL RECEIPTS	17,287	19,178	19,178	0	19,178	0	19,178
CHANGE IN FUND BALANCE	586	0	0	0	0	0	0



SUMMARY BY ACCOUNT

4460 -  
24460 DHHS - DMH/DD/SAS - Special

DESCRIPTION (1)	2001-2002 ACTUAL (2)	CERTIFIED (3)	2002-2003 AUTHORIZED (4)	INCR/DECR (5)	2003-2004 TOTAL (6)	INCR/DECR (7)	2004-2005 TOTAL (8)
REQUIREMENTS							
53 1212 SPA-REG SALARIES-REC	9,066	12,457	12,457	0	12,457	0	12,457
53 1411 OVERTIME PAY - APPROP	0	134	134	0	134	0	134
53 1412 ENTER NEW TITLE	265	0	0	0	0	0	0
53 1431 SHIFT 10% PREM PAY - APP	0	420	420	0	420	0	420
53 1512 SOCIAL SECURITY-RECEIPT	714	994	994	0	994	0	994
53 1522 REG RETIRE CONTRIB-RECPT	-37	1,426	1,426	0	1,426	0	1,426
53 1562 MEDICAL INSURANCE-RECEIP	0	1,736	1,736	0	1,736	0	1,736
TOTAL PERSONAL SERVICES	10,008	17,167	17,167	0	17,167	0	17,167
53 2900 OTHER SERVICES	165	0	0	0	0	0	0
TOTAL PURCHASED SERVICES	165	0	0	0	0	0	0
53 3100 GENERAL ADMIN SUPPLIES	582	0	0	0	0	0	0
53 3700 RESERARCH/EDUC SUPPLY	5,946	2,011	2,011	0	2,011	0	2,011
TOTAL SUPPLIES	6,528	2,011	2,011	0	2,011	0	2,011
TOTAL REQUIREMENTS	16,701	19,178	19,178	0	19,178	0	19,178
ESTIMATED RECEIPTS							
43 2506 DPI VI-B	17,287	0	0	0	0	0	0
43 8175 ECIA CHAPTER I	0	19,178	19,178	0	19,178	0	19,178
TOTAL RECEIPTS	17,287	19,178	19,178	0	19,178	0	19,178
CHANGE IN FUND BALANCE	586	0	0	0	0	0	0

POSITION COUNTS  
SUMMARY BY FUND

4460 -  
24460 DHHS - DMH/DD/SAS - Special

DESCRIPTION (1)	2001-2002 ACTUAL (2)	CERTIFIED (3)	2002-2003 AUTHORIZED (4)	INCR/DECR (5)	2003-2004 TOTAL (6)	INCR/DECR (7)	2004-2005 TOTAL (8)
REQUIREMENTS							
2280 WRIGHT SCHOOL-SPECIAL FU	.49	.49	.49	.00	.49	.00	.49
TOTAL REQUIREMENTS	.49	.49	.49	.00	.49	.00	.49

POSITION COUNTS  
SUMMARY BY ACCOUNT

4460 -  
24460 DHHS - DMH/DD/SAS - Special

DESCRIPTION (1)	2001-2002 ACTUAL (2)	CERTIFIED (3)	2002-2003 AUTHORIZED (4)	INCR/DECR (5)	2003-2004 TOTAL (6)	INCR/DECR (7)	2004-2005 TOTAL (8)
REQUIREMENTS							
53 1212 SPA-REG SALARIES-REC	.49	.49	.49	.00	.49	.00	.49
TOTAL REQUIREMENTS	.49	.49	.49	.00	.49	.00	.49

FUND DETAIL

4460 -  
 24460 DHHS - DMH/DD/SAS - Special  
 2280 Wright School - Special Fund

DESCRIPTION (1)	2001-2002 ACTUAL (2)	CERTIFIED (3)	2002-2003 AUTHORIZED (4)	INCR/DECR (5)	2003-2004 TOTAL (6)	INCR/DECR (7)	2004-2005 TOTAL (8)
REQUIREMENTS							
53 1212 SPA-REG SALARIES-REC	9,066	12,457	12,457	0	12,457	0	12,457
53 1411 OVERTIME PAY - APPROP	0	134	134	0	134	0	134
53 1412 ENTER NEW TITLE	265	0	0	0	0	0	0
53 1431 SHIFT 10% PREM PAY - APP	0	420	420	0	420	0	420
53 1512 SOCIAL SECURITY-RECEIPT	714	994	994	0	994	0	994
53 1522 REG RETIRE CONTRIB-RECPT	-37	1,426	1,426	0	1,426	0	1,426
53 1562 MEDICAL INSURANCE-RECEIP	0	1,736	1,736	0	1,736	0	1,736
TOTAL PERSONAL SERVICES	10,008	17,167	17,167	0	17,167	0	17,167
53 2900 OTHER SERVICES	165	0	0	0	0	0	0
TOTAL PURCHASED SERVICES	165	0	0	0	0	0	0
53 3100 GENERAL ADMIN SUPPLIES	582	0	0	0	0	0	0
53 3700 RESERARCH/EDUC SUPPLY	5,946	2,011	2,011	0	2,011	0	2,011
TOTAL SUPPLIES	6,528	2,011	2,011	0	2,011	0	2,011
TOTAL REQUIREMENTS	16,701	19,178	19,178	0	19,178	0	19,178
ESTIMATED RECEIPTS							
43 2506 DPI VI-B	17,287	0	0	0	0	0	0
43 8175 ECIA CHAPTER I	0	19,178	19,178	0	19,178	0	19,178
TOTAL RECEIPTS	17,287	19,178	19,178	0	19,178	0	19,178
CHANGE IN FUND BALANCE	586	0	0	0	0	0	0

SUMMARY BY FUND

4465 -  
54465 DHHS - Town of Butner

DESCRIPTION (1)	2001-2002 ACTUAL (2)	CERTIFIED (3)	2002-2003 AUTHORIZED (4)	INCR/DECR (5)	2003-2004 TOTAL (6)	INCR/DECR (7)	2004-2005 TOTAL (8)
<b>REQUIREMENTS</b>							
5100 Town of Butner Bonds	5,006,696	0	0	0	0	0	0
5300 Butner Advisory Committe	27,259	19,939	19,939	3,472	23,411	3,534	23,473
5400 Water Plant Operations	1,367,631	1,305,890	1,345,899	130,049	1,475,948	373	1,346,272
5500 Waste Water Operations	1,763,754	1,513,502	1,562,402	254,066	1,816,468	46,947	1,609,349
5600 Town of Butner Operation	302,501	369,926	369,926	7,263	377,189	8,096	378,022
5700 Road & Ground Operations	113,131	136,935	136,935	76,330	213,265	-3,670	133,265
<b>TOTAL REQUIREMENTS</b>	<b>8,580,972</b>	<b>3,346,192</b>	<b>3,435,101</b>	<b>471,180</b>	<b>3,906,281</b>	<b>55,280</b>	<b>3,490,381</b>
<b>ESTIMATED RECEIPTS</b>							
5100 Town of Butner Bonds	743,615	0	0	0	0	0	0
5300 Butner Advisory Committe	205,787	31,320	31,320	3,472	34,792	3,534	34,854
5400 Water Plant Operations	1,808,699	1,481,265	1,521,274	0	1,521,274	0	1,521,274
5500 Waste Water Operations	1,924,027	1,839,986	1,888,886	0	1,888,886	0	1,888,886
5600 Town of Butner Operation	302,501	369,926	369,926	7,263	377,189	8,096	378,022
5700 Road & Ground Operations	113,131	136,935	136,935	76,330	213,265	-3,670	133,265
<b>TOTAL RECEIPTS</b>	<b>5,097,760</b>	<b>3,859,432</b>	<b>3,948,341</b>	<b>87,065</b>	<b>4,035,406</b>	<b>7,960</b>	<b>3,956,301</b>
<b>CHANGE IN FUND BALANCE</b>	<b>-3,483,212</b>	<b>513,240</b>	<b>513,240</b>	<b>-384,115</b>	<b>129,125</b>	<b>-47,320</b>	<b>465,920</b>

SUMMARY BY ACCOUNT

4465 -  
54465 DHHS - Town of Butner

DESCRIPTION (1)	2001-2002 ACTUAL (2)	CERTIFIED (3)	2002-2003 AUTHORIZED (4)	INCR/DECR (5)	2003-2004 TOTAL (6)	INCR/DECR (7)	2004-2005 TOTAL (8)
REQUIREMENTS							
53 1212 SPA-REG SALARIES-RECPT	1,081,046	1,148,434	1,148,434	0	1,148,434	0	1,148,434
53 1412 OT PAY - RECEIPTS	13,751	11,174	11,174	2,577	13,751	2,577	13,751
53 1422 HOLIDAY PAY - RECEIPTS	5,259	3,573	3,573	1,686	5,259	1,686	5,259
53 1432 SHIFT PREM PAY - RECEIPT	17,331	12,802	12,802	4,514	17,316	4,514	17,316
53 1442 CALLBK/STBY PREM PAY-REC	0	1,025	1,025	0	1,025	0	1,025
53 1462 EPA&SPA-LONGVTY PAY-REC	18,568	17,297	17,297	3,002	20,299	3,002	20,299
53 1512 SOCIAL SECURITY CONT-REC	85,007	91,369	91,369	918	92,287	918	92,287
53 1522 REG RETIRE CONTRIB-REC	54,995	94,274	94,274	-55,106	39,168	-55,106	39,168
53 1562 MED INS. CONTRIB-REC	83,088	99,722	99,722	0	99,722	0	99,722
53 1631 WORKERS COMP MED PYMTS	0	84	84	0	84	0	84
53 1641 INMATE LABOR	1,502	3,000	3,000	0	3,000	0	3,000
TOTAL PERSONAL SERVICES	1,360,547	1,482,754	1,482,754	-42,409	1,440,345	-42,409	1,440,345
53 2110 LEGAL SERVICES	2,001	3,200	3,200	0	3,200	0	3,200
53 2120 FINACIAL/AUDIT SERVICES	91,080	0	0	0	0	0	0
53 2132 OTHER PROVIDED MED SER	2,020	1,500	1,500	742	2,242	834	2,334
53 2183 LABORATORY SER AGREE	20,418	0	0	46,874	46,874	46,874	46,874
53 2185 WASTE REM/RECY SER AGREE	5,597	8,000	8,000	1,670	9,670	1,670	9,670
53 2199 MISC. CONTRACTUAL SERVIC	13,489	52,313	52,313	7,228	59,541	7,228	59,541
53 2200 UTILITY/ENERGY SERVICES	352,953	274,686	405,716	12,334	418,050	20,248	425,964
53 2300 REPAIR SERVICES	73,437	242,649	233,748	4,000	237,748	4,000	237,748
53 2400 MAINTENANCE AGREEMENTS	146,363	187,451	207,963	6,000	213,963	6,000	213,963
53 2500 RENTALS/LEASES	25,259	28,785	28,925	0	28,925	0	28,925
53 2700 TRAVEL & OTHER EMP EXP	5,359	16,636	15,821	-3,900	11,921	-3,900	11,921
53 2800 COMMUNICATION/DATA PROC	19,348	26,703	29,166	3,930	33,096	3,930	33,096
53 2900 OTHER SERVICES	8,580	11,796	12,080	920	13,000	920	13,000
TOTAL PURCHASED SERVICES	765,904	853,719	998,432	79,798	1,078,230	87,804	1,086,236
53 3100 GENERAL ADMIN SUPPLIES	15,828	15,336	19,451	5,862	25,313	5,862	25,313
53 3200 FACILITY & HDWE SUPPLIES	91,086	242,639	113,684	3,713	117,397	3,713	117,397
53 3300 VEHICLE/EQUIP OPER SUPPL	24,461	26,202	35,681	5,713	41,394	6,486	42,167
53 3400 FOOD & DIETARY SUPPLIES	0	500	500	0	500	0	500
53 3500 CLOTHING & RECREAT SUPPL	12,256	100	12,768	372	13,140	372	13,140
53 3600 DRUGS/PHARMACEUTICAL SUP	0	135	139	0	139	0	139
53 3700 RESEARCH/DEV & EDUC SUPP	12,907	500	14,102	1,498	15,600	1,498	15,600

SUMMARY BY ACCOUNT

4465 -  
54465 DHHS - Town of Butner

DESCRIPTION (1)	2001-2002 ACTUAL (2)	CERTIFIED (3)	2002-2003 AUTHORIZED (4)	INCR/DECR (5)	2003-2004 TOTAL (6)	INCR/DECR (7)	2004-2005 TOTAL (8)
53 3900 OTHER MATERIALS & SUPP	7,712	24,368	15,304	1,492	16,796	1,492	16,796
TOTAL SUPPLIES	164,250	309,780	211,629	18,650	230,279	19,423	231,052
53 4500 EQUIPMENT	85,628	63,500	65,619	337,423	403,042	-8,089	57,530
TOTAL PROPERTY, PLANT & EQUIPMT	85,628	63,500	65,619	337,423	403,042	-8,089	57,530
53 5100 LEGAL, LICENSE & PERM CON	7,020	0	5,175	800	5,975	800	5,975
53 5300 DEBT SERVICES	559,958	0	0	0	0	0	0
53 5800 OTHER ADMIN EXPENSE	5,061	9,000	20,455	0	20,455	0	20,455
53 5900 OTHER EXPENSES	14,062	114,903	49,592	0	49,592	0	49,592
TOTAL OTHER EXPENSES & ADJUSTMEN	586,101	123,903	75,222	800	76,022	800	76,022
53 8010 DEPENDENT CARE -OP TFR	264	0	0	0	0	0	0
53 81D1 TRANSFER TO B/C 14410 CM	44,455	0	88,909	0	88,909	0	88,909
53 81YC TRANSFER TO B/C 49761	0	6,675	6,675	-6,675	0	-6,675	0
53 81YK TRANSFER TO B/C 40161	56,150	0	0	0	0	0	0
53 8105 TRANSFER TO 49360	188,235	0	0	0	0	0	0
53 8111 TFR TO CODE 40061	366,068	0	0	0	0	0	0
53 8114 TFR TO CODE 49961	3,864,590	0	0	0	0	0	0
53 813E TRANSFER TO B/C 54465	1,098,780	505,861	505,861	83,593	589,454	4,426	510,287
TOTAL INTRAGOVERNMENTAL TRANSACT	5,618,542	512,536	601,445	76,918	678,363	-2,249	599,196
TOTAL REQUIREMENTS	8,580,972	3,346,192	3,435,101	471,180	3,906,281	55,280	3,490,381
ESTIMATED RECEIPTS							
43 3111 INT/DIV INVST-NONOP PRG	176,998	0	0	0	0	0	0
43 3120 STIF INT INC-PRGM REV	9,927	0	0	0	0	0	0
43 3121 STIF INT INC NON OP-PRGM	178,891	0	0	0	0	0	0
43 4139 OTHER COMMUNICATION SVC	39,270	30,520	30,520	3,472	33,992	3,534	34,054
43 4170 UTILITY SALES & SERV.	3,537,046	3,321,251	3,410,160	0	3,410,160	0	3,410,160

SUMMARY BY ACCOUNT

4465 -  
54465 DHHS - Town of Butner

DESCRIPTION (1)	2001-2002 ACTUAL (2)	CERTIFIED (3)	2002-2003 AUTHORIZED (4)	INCR/DECR (5)	2003-2004 TOTAL (6)	INCR/DECR (7)	2004-2005 TOTAL (8)
43 4190 OTHER SALES & SERVICES	20	0	0	0	0	0	0
43 5500 FINES,PENAL,ASSESS FEES	16,169	0	0	0	0	0	0
43 5900 OTHER LIC.,FEES/PERMITS	3,380	0	0	0	0	0	0
43 6200 NONCAPITAL GIFTS	29,000	800	800	0	800	0	800
43 7122 ACCTS REC. INTEREST	2,245	0	0	0	0	0	0
43 7990 OTHER MIS REV.-PRGM	1,074	0	0	0	0	0	0
43 7992 IMP/PETTY CASH	1,000	1,000	1,000	0	1,000	0	1,000
43 81YG TFR FROM B/C 40061	1	0	0	0	0	0	0
43 81Y9 TRANSFER FROM 49560	3,960	0	0	0	0	0	0
43 813E TFR FROM B/C 54465	1,098,779	505,861	505,861	83,593	589,454	4,426	510,287
-----							
TOTAL RECEIPTS	5,097,760	3,859,432	3,948,341	87,065	4,035,406	7,960	3,956,301
-----							
CHANGE IN FUND BALANCE	-3,483,212	513,240	513,240	-384,115	129,125	-47,320	465,920



POSITION COUNTS  
SUMMARY BY FUND

4465 -  
54465 DHHS - Town of Butner

DESCRIPTION (1)	2001-2002 ACTUAL (2)	CERTIFIED (3)	2002-2003 AUTHORIZED (4)	INCR/DECR (5)	2003-2004 TOTAL (6)	INCR/DECR (7)	2004-2005 TOTAL (8)
REQUIREMENTS							
5400 Water Plant Operations	15.00	15.00	15.00	.00	15.00	.00	15.00
5500 Waste Water Operations	13.00	13.00	13.00	.00	13.00	.00	13.00
5600 Town of Butner Operation	4.00	4.00	4.00	.00	4.00	.00	4.00
5700 Road & Ground Operations	2.00	2.00	2.00	.00	2.00	.00	2.00
TOTAL REQUIREMENTS	34.00	34.00	34.00	.00	34.00	.00	34.00

POSITION COUNTS  
SUMMARY BY ACCOUNT

4465 -  
54465 DHHS - Town of Butner

DESCRIPTION (1)	2001-2002 ACTUAL (2)	CERTIFIED (3)	2002-2003 AUTHORIZED (4)	INCR/DECR (5)	2003-2004 TOTAL (6)	INCR/DECR (7)	2004-2005 TOTAL (8)
REQUIREMENTS							
53 1212 SPA-REG SALARIES-RECPT	34.00	34.00	34.00	.00	34.00	.00	34.00
TOTAL REQUIREMENTS	34.00	34.00	34.00	.00	34.00	.00	34.00

FUND DETAIL

4465 -  
 54465 DHHS - Town of Butner  
 5100 Town of Butner Bonds

DESCRIPTION (1)	2001-2002 ACTUAL (2)	CERTIFIED (3)	2002-2003 AUTHORIZED (4)	INCR/DECR (5)	2003-2004 TOTAL (6)	INCR/DECR (7)	2004-2005 TOTAL (8)
REQUIREMENTS							
53 2120 FINACIAL/AUDIT SERVICES	91,080	0	0	0	0	0	0
TOTAL PURCHASED SERVICES	91,080	0	0	0	0	0	0
53 5300 DEBT SERVICES	559,958	0	0	0	0	0	0
TOTAL OTHER EXPENSES & ADJUSTMEN	559,958	0	0	0	0	0	0
53 8111 TFR TO CODE 40061	366,068	0	0	0	0	0	0
53 8114 TFR TO CODE 49961	3,864,590	0	0	0	0	0	0
53 813E TRANSFER TO B/C 54465	125,000	0	0	0	0	0	0
TOTAL INTRAGOVERNMENTAL TRANSACT	4,355,658	0	0	0	0	0	0
TOTAL REQUIREMENTS	5,006,696	0	0	0	0	0	0
ESTIMATED RECEIPTS							
43 3111 INT/DIV INVST-NONOP PRG	176,998	0	0	0	0	0	0
43 3121 STIF INT INC NON OP-PRGM	6,658	0	0	0	0	0	0
43 81YG TFR FROM B/C 40061	1	0	0	0	0	0	0
43 813E TFR FROM B/C 54465	559,958	0	0	0	0	0	0
TOTAL RECEIPTS	743,615	0	0	0	0	0	0
CHANGE IN FUND BALANCE	-4,263,081	0	0	0	0	0	0

FUND DETAIL

4465 -  
 54465 DHHS - Town of Butner  
 5300 Butner Advisory Committee

DESCRIPTION (1)	2001-2002 ACTUAL (2)	CERTIFIED (3)	2002-2003 AUTHORIZED (4)	INCR/DECR (5)	2003-2004 TOTAL (6)	INCR/DECR (7)	2004-2005 TOTAL (8)
REQUIREMENTS							
53 2110 LEGAL SERVICES	0	200	200	0	200	0	200
53 2185 WASTE REM/RECY SER AGREE	1,565	0	0	1,596	1,596	1,596	1,596
53 2199 MISC. CONTRACTUAL SERVIC	172	0	0	0	0	0	0
53 2200 UTILITY/ENERGY SERVICES	2,235	1,219	1,219	1,076	2,295	1,138	2,357
53 2700 TRAVEL & OTHER EMP EXP	3,142	5,520	5,520	0	5,520	0	5,520
53 2800 COMMUNICATION/DATA PROC	176	1,803	1,803	0	1,803	0	1,803
TOTAL PURCHASED SERVICES	7,290	8,742	8,742	2,672	11,414	2,734	11,476
53 3100 GENERAL ADMIN SUPPLIES	0	136	136	0	136	0	136
53 3200 FACILITY & HDWE SUPPLIES	96	600	600	0	600	0	600
53 3400 FOOD & DIETARY SUPPLIES	0	500	500	0	500	0	500
53 3900 OTHER MATERIALS & SUPP	1,993	9,261	9,261	0	9,261	0	9,261
TOTAL SUPPLIES	2,089	10,497	10,497	0	10,497	0	10,497
53 5100 LEGAL,LICENSE & PERM CON	800	0	0	800	800	800	800
53 5900 OTHER EXPENSES	-120	700	700	0	700	0	700
TOTAL OTHER EXPENSES & ADJUSTMEN	680	700	700	800	1,500	800	1,500
53 81YK TRANSFER TO B/C 40161	17,200	0	0	0	0	0	0
TOTAL INTRAGOVERNMENTAL TRANSACT	17,200	0	0	0	0	0	0
TOTAL REQUIREMENTS	27,259	19,939	19,939	3,472	23,411	3,534	23,473
ESTIMATED RECEIPTS							
43 3120 STIF INT INC-PRGM REV	9,927	0	0	0	0	0	0
43 4139 OTHER COMMUNICATION SVC	39,270	30,520	30,520	3,472	33,992	3,534	34,054
43 4190 OTHER SALES & SERVICES	10	0	0	0	0	0	0
43 5900 OTHER LIC. ,FEES/PERMITS	2,580	0	0	0	0	0	0
43 6200 NONCAPITAL GIFTS	29,000	800	800	0	800	0	800
43 813E TFR FROM B/C 54465	125,000	0	0	0	0	0	0

FUND DETAIL

4465 -  
 54465 DHHS - Town of Butner  
 5300 Butner Advisory Committe

DESCRIPTION (1)	2001-2002 ACTUAL (2)	CERTIFIED (3)	2002-2003 AUTHORIZED (4)	INCR/DECR (5)	2003-2004 TOTAL (6)	INCR/DECR (7)	2004-2005 TOTAL (8)
-----							
TOTAL RECEIPTS	205,787	31,320	31,320	3,472	34,792	3,534	34,854
-----							
CHANGE IN FUND BALANCE	178,528	11,381	11,381	0	11,381	0	11,381

FUND DETAIL

4465 -  
 54465 DHHS - Town of Butner  
 5400 Water Plant Operations

DESCRIPTION (1)	2001-2002 ACTUAL (2)	CERTIFIED (3)	2002-2003 AUTHORIZED (4)	INCR/DECR (5)	2003-2004 TOTAL (6)	INCR/DECR (7)	2004-2005 TOTAL (8)
REQUIREMENTS							
53 1212 SPA-REG SALARIES-RECPT	472,818	487,343	487,343	0	487,343	0	487,343
53 1412 OT PAY - RECEIPTS	4,886	3,860	3,860	1,026	4,886	1,026	4,886
53 1422 HOLIDAY PAY - RECEIPTS	2,644	1,861	1,861	783	2,644	783	2,644
53 1432 SHIFT PREM PAY - RECEIPT	8,501	6,468	6,468	2,033	8,501	2,033	8,501
53 1442 CALLBK/STBY PREM PAY-REC	0	513	513	0	513	0	513
53 1462 EPA&SPA-LONGVTY PAY-REC	7,984	7,834	7,834	1,463	9,297	1,463	9,297
53 1512 SOCIAL SECURITY CONT-REC	37,497	38,927	38,927	332	39,259	332	39,259
53 1522 REG RETIRE CONTRIB-REC	24,045	40,559	40,559	-25,009	15,550	-25,009	15,550
53 1562 MED INS. CONTRIB-REC	40,473	43,995	43,995	0	43,995	0	43,995
53 1631 WORKERS COMP MED PYMTS	0	45	45	0	45	0	45
53 1641 INMATE LABOR	704	1,427	1,427	0	1,427	0	1,427
<b>TOTAL PERSONAL SERVICES</b>	<b>599,552</b>	<b>632,832</b>	<b>632,832</b>	<b>-19,372</b>	<b>613,460</b>	<b>-19,372</b>	<b>613,460</b>
53 2132 OTHER PROVIDED MED SER	801	485	485	352	837	390	875
53 2183 LABORATORY SER AGREE	5,636	0	0	8,907	8,907	8,907	8,907
53 2185 WASTE REM/RECY SER AGREE	1,034	1,897	1,897	0	1,897	0	1,897
53 2199 MISC. CONTRACTUAL SERVIC	1,126	4,999	4,999	1,427	6,426	1,427	6,426
53 2200 UTILITY/ENERGY SERVICES	142,998	93,583	179,659	2,440	182,099	4,976	184,635
53 2300 REPAIR SERVICES	18,036	62,744	48,543	0	48,543	0	48,543
53 2400 MAINTENANCE AGREEMENTS	34,854	55,652	63,277	0	63,277	0	63,277
53 2500 RENTALS/LEASES	196	200	207	0	207	0	207
53 2700 TRAVEL & OTHER EMP EXP	346	1,357	1,405	0	1,405	0	1,405
53 2800 COMMUNICATION/DATA PROC	7,098	7,539	9,277	0	9,277	0	9,277
53 2900 OTHER SERVICES	1,329	2,115	2,008	127	2,135	127	2,135
<b>TOTAL PURCHASED SERVICES</b>	<b>213,454</b>	<b>230,571</b>	<b>311,757</b>	<b>13,253</b>	<b>325,010</b>	<b>15,827</b>	<b>327,584</b>
53 3100 GENERAL ADMIN SUPPLIES	3,318	6,530	6,572	0	6,572	0	6,572
53 3200 FACILITY & HDWE SUPPLIES	53,157	155,945	65,807	0	65,807	0	65,807
53 3300 VEHICLE/EQUIP OPER SUPPL	13,131	9,215	17,516	3,146	20,662	3,521	21,037
53 3500 CLOTHING & RECREAT SUPPL	3,920	50	4,140	0	4,140	0	4,140
53 3600 DRUGS/PHARMACEUTICAL SUP	0	63	65	0	65	0	65
53 3700 RESEARCH/DEV & EDUC SUPP	7,633	250	8,539	761	9,300	761	9,300
53 3900 OTHER MATERIALS & SUPP	616	10,839	1,035	0	1,035	0	1,035
<b>TOTAL SUPPLIES</b>	<b>81,775</b>	<b>182,892</b>	<b>103,674</b>	<b>3,907</b>	<b>107,581</b>	<b>4,282</b>	<b>107,956</b>
53 4500 EQUIPMENT	7,931	15,750	16,302	97,981	114,283	981	17,283
<b>TOTAL PROPERTY, PLANT &amp; EQUIPMT</b>	<b>7,931</b>	<b>15,750</b>	<b>16,302</b>	<b>97,981</b>	<b>114,283</b>	<b>981</b>	<b>17,283</b>

FUND DETAIL

4465 -  
 54465 DHHS - Town of Butner  
 5400 Water Plant Operations

DESCRIPTION (1)	2001-2002 ACTUAL (2)	CERTIFIED (3)	2002-2003 AUTHORIZED (4)	INCR/DECR (5)	2003-2004 TOTAL (6)	INCR/DECR (7)	2004-2005 TOTAL (8)
REQUIREMENTS							
53 5100 LEGAL,LICENSE & PERM CON	1,515	0	2,070	0	2,070	0	2,070
53 5800 OTHER ADMIN EXPENSE	3,432	2,000	6,210	0	6,210	0	6,210
53 5900 OTHER EXPENSES	1,703	10,870	2,070	0	2,070	0	2,070
TOTAL OTHER EXPENSES & ADJUSTMEN	6,650	12,870	10,350	0	10,350	0	10,350
53 8010 DEPENDENT CARE -OP TFR	63	0	0	0	0	0	0
53 81D1 TRANSFER TO B/C 14410 CM	20,005	0	40,009	0	40,009	0	40,009
53 81YC TRANSFER TO B/C 49761	0	3,337	3,337	-3,337	0	-3,337	0
53 813E TRANSFER TO B/C 54465	438,201	227,638	227,638	37,617	265,255	1,992	229,630
TOTAL INTRAGOVERNMENTAL TRANSACT	458,269	230,975	270,984	34,280	305,264	-1,345	269,639
TOTAL REQUIREMENTS	1,367,631	1,305,890	1,345,899	130,049	1,475,948	373	1,346,272
ESTIMATED RECEIPTS							
43 3121 STIF INT INC NON OP-PRGM	78,662	0	0	0	0	0	0
43 4170 UTILITY SALES & SERV.	1,708,673	1,481,265	1,521,274	0	1,521,274	0	1,521,274
43 5500 FINES,PENAL,ASSESS FEES	16,164	0	0	0	0	0	0
43 7122 ACCTS REC. INTEREST	703	0	0	0	0	0	0
43 7990 OTHER MIS REV.-PRGM	537	0	0	0	0	0	0
43 81Y9 TRANSFER FROM 49560	3,960	0	0	0	0	0	0
TOTAL RECEIPTS	1,808,699	1,481,265	1,521,274	0	1,521,274	0	1,521,274
CHANGE IN FUND BALANCE	441,068	175,375	175,375	-130,049	45,326	-373	175,002

FUND DETAIL

4465 -  
 54465 DHHS - Town of Butner  
 5500 Waste Water Operations

DESCRIPTION (1)	2001-2002 ACTUAL (2)	CERTIFIED (3)	2002-2003 AUTHORIZED (4)	INCR/DECR (5)	2003-2004 TOTAL (6)	INCR/DECR (7)	2004-2005 TOTAL (8)
REQUIREMENTS							
53 1212 SPA-REG SALARIES-RECPT	409,159	426,354	426,354	0	426,354	0	426,354
53 1412 OT PAY - RECEIPTS	8,865	7,314	7,314	1,551	8,865	1,551	8,865
53 1422 HOLIDAY PAY - RECEIPTS	2,615	1,712	1,712	903	2,615	903	2,615
53 1432 SHIFT PREM PAY - RECEIPT	8,815	6,334	6,334	2,481	8,815	2,481	8,815
53 1442 CALLBK/STBY PREM PAY-REC	0	512	512	0	512	0	512
53 1462 EPA&SPA-LONGVTY PAY-REC	3,857	3,259	3,259	87	3,346	87	3,346
53 1512 SOCIAL SECURITY CONT-REC	32,630	33,986	33,986	478	34,464	478	34,464
53 1522 REG RETIRE CONTRIB-REC	20,967	35,227	35,227	-21,576	13,651	-21,576	13,651
53 1562 MED INS. CONTRIB-REC	31,938	38,129	38,129	0	38,129	0	38,129
53 1631 WORKERS COMP MED PYMTS	0	36	36	0	36	0	36
53 1641 INMATE LABOR	693	1,073	1,073	0	1,073	0	1,073
TOTAL PERSONAL SERVICES	519,539	553,936	553,936	-16,076	537,860	-16,076	537,860
53 2132 OTHER PROVIDED MED SER	1,153	1,015	1,015	190	1,205	244	1,259
53 2183 LABORATORY SER AGREE	14,782	0	0	37,967	37,967	37,967	37,967
53 2185 WASTE REM/RECY SER AGREE	811	2,103	2,103	74	2,177	74	2,177
53 2199 MISC. CONTRACTUAL SERVIC	4,925	4,999	4,999	5,801	10,800	5,801	10,800
53 2200 UTILITY/ENERGY SERVICES	183,111	144,784	189,738	7,071	196,809	11,554	201,292
53 2300 REPAIR SERVICES	47,939	159,230	164,530	0	164,530	0	164,530
53 2400 MAINTENANCE AGREEMENTS	105,394	122,248	135,135	0	135,135	0	135,135
53 2500 RENTALS/LEASES	1,008	3,800	3,933	0	3,933	0	3,933
53 2700 TRAVEL & OTHER EMP EXP	1,167	2,843	1,980	0	1,980	0	1,980
53 2800 COMMUNICATION/DATA PROC	7,001	10,461	11,186	2,130	13,316	2,130	13,316
53 2900 OTHER SERVICES	2,281	2,585	2,976	549	3,525	549	3,525
TOTAL PURCHASED SERVICES	369,572	454,068	517,595	53,782	571,377	58,319	575,914
53 3100 GENERAL ADMIN SUPPLIES	3,338	2,900	6,973	632	7,605	632	7,605
53 3200 FACILITY & HDWE SUPPLIES	34,541	76,094	37,277	413	37,690	413	37,690
53 3300 VEHICLE/EQUIP OPER SUPPL	10,892	14,187	15,365	1,667	17,032	2,065	17,430
53 3500 CLOTHING & RECREAT SUPPL	8,336	50	8,628	372	9,000	372	9,000
53 3600 DRUGS/PHARMACEUTICAL SUP	0	72	74	0	74	0	74
53 3700 RESEARCH/DEV & EDUC SUPP	5,274	250	5,563	737	6,300	737	6,300
53 3900 OTHER MATERIALS & SUPP	2,455	1,801	2,541	459	3,000	459	3,000
TOTAL SUPPLIES	64,836	95,354	76,421	4,280	80,701	4,678	81,099
53 4500 EQUIPMENT	9,858	30,750	32,317	169,442	201,759	930	33,247
TOTAL PROPERTY, PLANT & EQUIPMT	9,858	30,750	32,317	169,442	201,759	930	33,247



FUND DETAIL

4465 -  
 54465 DHHS - Town of Butner  
 5500 Waste Water Operations

DESCRIPTION (1)	2001-2002 ACTUAL (2)	CERTIFIED (3)	2002-2003 AUTHORIZED (4)	INCR/DECR (5)	2003-2004 TOTAL (6)	INCR/DECR (7)	2004-2005 TOTAL (8)
REQUIREMENTS							
53 5100 LEGAL,LICENSE & PERM CON	2,895	0	3,105	0	3,105	0	3,105
53 5800 OTHER ADMIN EXPENSE	118	0	7,245	0	7,245	0	7,245
53 5900 OTHER EXPENSES	9,583	97,833	41,322	0	41,322	0	41,322
TOTAL OTHER EXPENSES & ADJUSTMEN	12,596	97,833	51,672	0	51,672	0	51,672
53 8010 DEPENDENT CARE -OP TFR	139	0	0	0	0	0	0
53 81D1 TRANSFER TO B/C 14410 CM	24,450	0	48,900	0	48,900	0	48,900
53 81YC TRANSFER TO B/C 49761	0	3,338	3,338	-3,338	0	-3,338	0
53 81YK TRANSFER TO B/C 40161	38,950	0	0	0	0	0	0
53 8105 TRANSFER TO 49360	188,235	0	0	0	0	0	0
53 813E TRANSFER TO B/C 54465	535,579	278,223	278,223	45,976	324,199	2,434	280,657
TOTAL INTRAGOVERNMENTAL TRANSACT	787,353	281,561	330,461	42,638	373,099	-904	329,557
TOTAL REQUIREMENTS	1,763,754	1,513,502	1,562,402	254,066	1,816,468	46,947	1,609,349
ESTIMATED RECEIPTS							
43 3121 STIF INT INC NON OP-PRGM	93,570	0	0	0	0	0	0
43 4170 UTILITY SALES & SERV.	1,828,373	1,839,986	1,888,886	0	1,888,886	0	1,888,886
43 5500 FINES,PENAL,ASSESS FEES	5	0	0	0	0	0	0
43 7122 ACCTS REC. INTEREST	1,542	0	0	0	0	0	0
43 7990 OTHER MIS REV.-PRGM	537	0	0	0	0	0	0
TOTAL RECEIPTS	1,924,027	1,839,986	1,888,886	0	1,888,886	0	1,888,886
CHANGE IN FUND BALANCE	160,273	326,484	326,484	-254,066	72,418	-46,947	279,537

FUND DETAIL

4465 -  
 54465 DHHS - Town of Butner  
 5600 Town of Butner Operation

DESCRIPTION (1)	2001-2002 ACTUAL (2)	CERTIFIED (3)	2002-2003 AUTHORIZED (4)	INCR/DECR (5)	2003-2004 TOTAL (6)	INCR/DECR (7)	2004-2005 TOTAL (8)
REQUIREMENTS							
53 1212 SPA-REG SALARIES-RECPT	170,247	173,735	173,735	0	173,735	0	173,735
53 1462 EPA&SPA-LONGVTY PAY-REC	5,790	5,287	5,287	1,433	6,720	1,433	6,720
53 1512 SOCIAL SECURITY CONT-REC	12,958	13,697	13,697	108	13,805	108	13,805
53 1522 REG RETIRE CONTRIB-REC	8,546	13,970	13,970	-8,502	5,468	-8,502	5,468
53 1562 MED INS. CONTRIB-REC	7,914	11,732	11,732	0	11,732	0	11,732
TOTAL PERSONAL SERVICES	205,455	218,421	218,421	-6,961	211,460	-6,961	211,460
53 2110 LEGAL SERVICES	2,001	3,000	3,000	0	3,000	0	3,000
53 2132 OTHER PROVIDED MED SER	66	0	0	200	200	200	200
53 2185 WASTE REM/RECY SER AGREE	2,187	4,000	4,000	0	4,000	0	4,000
53 2199 MISC. CONTRACTUAL SERVIC	7,266	42,315	42,315	0	42,315	0	42,315
53 2200 UTILITY/ENERGY SERVICES	24,609	35,100	35,100	1,747	36,847	2,580	37,680
53 2300 REPAIR SERVICES	130	675	675	0	675	0	675
53 2400 MAINTENANCE AGREEMENTS	4,965	51	51	6,000	6,051	6,000	6,051
53 2500 RENTALS/LEASES	24,055	24,785	24,785	0	24,785	0	24,785
53 2700 TRAVEL & OTHER EMP EXP	704	6,916	6,916	-3,900	3,016	-3,900	3,016
53 2800 COMMUNICATION/DATA PROC	5,073	6,900	6,900	1,800	8,700	1,800	8,700
53 2900 OTHER SERVICES	4,965	7,096	7,096	244	7,340	244	7,340
TOTAL PURCHASED SERVICES	76,021	130,838	130,838	6,091	136,929	6,924	137,762
53 3100 GENERAL ADMIN SUPPLIES	8,934	5,700	5,700	4,300	10,000	4,300	10,000
53 3200 FACILITY & HDWE SUPPLIES	54	0	0	300	300	300	300
53 3900 OTHER MATERIALS & SUPP	914	467	467	533	1,000	533	1,000
TOTAL SUPPLIES	9,902	6,167	6,167	5,133	11,300	5,133	11,300
53 4500 EQUIPMENT	6,654	2,000	2,000	3,000	5,000	3,000	5,000
TOTAL PROPERTY, PLANT & EQUIPMT	6,654	2,000	2,000	3,000	5,000	3,000	5,000
53 5800 OTHER ADMIN EXPENSE	1,511	7,000	7,000	0	7,000	0	7,000
53 5900 OTHER EXPENSES	2,896	5,500	5,500	0	5,500	0	5,500
TOTAL OTHER EXPENSES & ADJUSTMEN	4,407	12,500	12,500	0	12,500	0	12,500
53 8010 DEPENDENT CARE -OP TFR	62	0	0	0	0	0	0
TOTAL INTRAGOVERNMENTAL TRANSACT	62	0	0	0	0	0	0

FUND DETAIL

4465 -  
 54465 DHHS - Town of Butner  
 5600 Town of Butner Operation

DESCRIPTION (1)	2001-2002 ACTUAL (2)	CERTIFIED (3)	2002-2003 AUTHORIZED (4)	INCR/DECR (5)	2003-2004 TOTAL (6)	INCR/DECR (7)	2004-2005 TOTAL (8)
-----							
TOTAL REQUIREMENTS	302,501	369,926	369,926	7,263	377,189	8,096	378,022
-----							
ESTIMATED RECEIPTS							
-----							
43 3121 STIF INT INC NON OP-PRGM	1	0	0	0	0	0	0
43 4190 OTHER SALES & SERVICES	10	0	0	0	0	0	0
43 5900 OTHER LIC., FEES/PERMITS	800	0	0	0	0	0	0
43 7992 IMP/PETTY CASH	1,000	1,000	1,000	0	1,000	0	1,000
43 813E TFR FROM B/C 54465	300,690	368,926	368,926	7,263	376,189	8,096	377,022
-----							
TOTAL RECEIPTS	302,501	369,926	369,926	7,263	377,189	8,096	378,022
-----							
CHANGE IN FUND BALANCE	0	0	0	0	0	0	0

FUND DETAIL

4465 -  
 54465 DHHS - Town of Butner  
 5700 Road and Ground Operations

DESCRIPTION (1)	2001-2002 ACTUAL (2)	CERTIFIED (3)	2002-2003 AUTHORIZED (4)	INCR/DECR (5)	2003-2004 TOTAL (6)	INCR/DECR (7)	2004-2005 TOTAL (8)
REQUIREMENTS							
53 1212 SPA-REG SALARIES-RECPT	28,822	61,002	61,002	0	61,002	0	61,002
53 1432 SHIFT PREM PAY - RECEIPT	15	0	0	0	0	0	0
53 1462 EPA&SPA-LONGVTY PAY-REC	937	917	917	19	936	19	936
53 1512 SOCIAL SECURITY CONT-REC	1,922	4,759	4,759	0	4,759	0	4,759
53 1522 REG RETIRE CONTRIB-REC	1,437	4,518	4,518	-19	4,499	-19	4,499
53 1562 MED INS. CONTRIB-REC	2,763	5,866	5,866	0	5,866	0	5,866
53 1631 WORKERS COMP MED PYMTS	0	3	3	0	3	0	3
53 1641 INMATE LABOR	105	500	500	0	500	0	500
TOTAL PERSONAL SERVICES	36,001	77,565	77,565	0	77,565	0	77,565
53 2300 REPAIR SERVICES	7,332	20,000	20,000	4,000	24,000	4,000	24,000
53 2400 MAINTENANCE AGREEMENTS	1,150	9,500	9,500	0	9,500	0	9,500
53 2900 OTHER SERVICES	5	0	0	0	0	0	0
TOTAL PURCHASED SERVICES	8,487	29,500	29,500	4,000	33,500	4,000	33,500
53 3100 GENERAL ADMIN SUPPLIES	238	70	70	930	1,000	930	1,000
53 3200 FACILITY & HDWE SUPPLIES	3,238	10,000	10,000	3,000	13,000	3,000	13,000
53 3300 VEHICLE/EQUIP OPER SUPPL	438	2,800	2,800	900	3,700	900	3,700
53 3900 OTHER MATERIALS & SUPP	1,734	2,000	2,000	500	2,500	500	2,500
TOTAL SUPPLIES	5,648	14,870	14,870	5,330	20,200	5,330	20,200
53 4500 EQUIPMENT	61,185	15,000	15,000	67,000	82,000	-13,000	2,000
TOTAL PROPERTY, PLANT & EQUIPMT	61,185	15,000	15,000	67,000	82,000	-13,000	2,000
53 5100 LEGAL, LICENSE & PERM CON	1,810	0	0	0	0	0	0
TOTAL OTHER EXPENSES & ADJUSTMEN	1,810	0	0	0	0	0	0
TOTAL REQUIREMENTS	113,131	136,935	136,935	76,330	213,265	-3,670	133,265

FUND DETAIL

4465 -  
 54465 DHHS - Town of Butner  
 5700 Road and Ground Operations

DESCRIPTION (1)	2001-2002 ACTUAL (2)	CERTIFIED (3)	2002-2003 AUTHORIZED (4)	INCR/DECR (5)	2003-2004 TOTAL (6)	INCR/DECR (7)	2004-2005 TOTAL (8)
ESTIMATED RECEIPTS							
43 813E TFR FROM B/C 54465	113,131	136,935	136,935	76,330	213,265	-3,670	133,265
-----							
TOTAL RECEIPTS	113,131	136,935	136,935	76,330	213,265	-3,670	133,265
-----							
CHANGE IN FUND BALANCE	0	0	0	0	0	0	0

SUMMARY BY FUND

4465 -

74465 DHHS - John Umstead - Butner Area Central Services

DESCRIPTION (1)	2001-2002 ACTUAL (2)	CERTIFIED (3)	2002-2003 AUTHORIZED (4)	INCR/DECR (5)	2003-2004 TOTAL (6)	INCR/DECR (7)	2004-2005 TOTAL (8)
REQUIREMENTS							
7200 AUTOMOTIVE SERVICES	245,607	330,989	330,989	0	330,989	0	330,989
7800 TELEPHONE SYSTEM	692,312	645,969	645,969	56,000	701,969	56,000	701,969
TOTAL REQUIREMENTS	937,919	976,958	976,958	56,000	1,032,958	56,000	1,032,958
ESTIMATED RECEIPTS							
7200 AUTOMOTIVE SERVICES	335,106	332,889	332,889	0	332,889	0	332,889
7800 TELEPHONE SYSTEM	649,215	678,990	678,990	48,696	727,686	48,696	727,686
TOTAL RECEIPTS	984,321	1,011,879	1,011,879	48,696	1,060,575	48,696	1,060,575
CHANGE IN FUND BALANCE	46,402	34,921	34,921	-7,304	27,617	-7,304	27,617

SUMMARY BY ACCOUNT

4465 -

74465 DHHS - John Umstead - Butner Area Central Services

DESCRIPTION (1)	2001-2002 ACTUAL (2)	CERTIFIED (3)	2002-2003 AUTHORIZED (4)	INCR/DECR (5)	2003-2004 TOTAL (6)	INCR/DECR (7)	2004-2005 TOTAL (8)
REQUIREMENTS							
53 1212 SPA-REG SALARIES-RECPT	369,949	395,555	395,555	0	395,555	0	395,555
53 1412 OT PAY - RECEIPTS	28,363	10,789	10,789	0	10,789	0	10,789
53 1422 HOLIDAY PAY - RECEIPTS	1,341	1,087	1,087	0	1,087	0	1,087
53 1432 SHIFT PREM PAY - RECEIPT	4,384	4,915	4,915	0	4,915	0	4,915
53 1462 EPA&SPA-LONGVTY PAY-REC	8,288	7,557	7,557	2,970	10,527	4,104	11,661
53 1512 SOCIAL SEC CONTRIB-RECPT	30,501	32,125	32,125	226	32,351	313	32,438
53 1522 REG RETIRE CONTRIB-RECPT	19,922	33,310	33,310	-3,196	30,114	-4,417	28,893
53 1562 MED INS CONTRIB-RECPTS	30,397	35,196	35,196	0	35,196	0	35,196
53 1631 WRKER COMP-MED PAYMENTS	0	65	65	0	65	0	65
TOTAL PERSONAL SERVICES	493,145	520,599	520,599	0	520,599	0	520,599
53 2185 WASTE REM/RECY SER AGREE	804	756	756	0	756	0	756
53 2199 MISC. CONTRACTUAL SERVIC	21,556	21,692	21,692	0	21,692	0	21,692
53 2200 UTILITY/ENERGY SERVICES	323	448	448	0	448	0	448
53 2300 REPAIR SERVICES	73,040	62,170	62,170	0	62,170	0	62,170
53 2400 MAINTANANCE AGREEMENTS	18,143	21,130	21,130	92,000	113,130	92,000	113,130
53 2700 TRAVEL & OTHER EMP. EXP.	0	2,500	2,500	0	2,500	0	2,500
53 2800 COMMUNICAT. & DATA PROC.	2,234	589	589	2,000	2,589	2,000	2,589
TOTAL PURCHASED SERVICES	116,100	109,285	109,285	94,000	203,285	94,000	203,285
53 3100 GEN. ADMIN. SUPPLIES	4,542	3,900	3,900	0	3,900	0	3,900
53 3200 FACILITY & HDWE. SUPPLIE	716	4,787	4,787	0	4,787	0	4,787
53 3300 VEHICLE/EQUIP. OPER.SUPP	147,340	183,736	183,736	0	183,736	0	183,736
53 3900 OTHER MATERIALS & SUPP	99,440	140,043	140,043	-38,000	102,043	-38,000	102,043
TOTAL SUPPLIES	252,038	332,466	332,466	-38,000	294,466	-38,000	294,466
53 4500 EQUIPMENT	23,722	14,082	14,082	0	14,082	0	14,082
TOTAL PROPERTY, PLANT & EQUIPMT	23,722	14,082	14,082	0	14,082	0	14,082
53 5100 LEGAL, LICENSE & PERM CON	1,750	0	0	0	0	0	0
53 5900 OTHER EXPENSES	1,710	526	526	0	526	0	526
TOTAL OTHER EXPENSES & ADJUSTMEN	3,460	526	526	0	526	0	526

SUMMARY BY ACCOUNT

4465 -

74465 DHHS - John Umstead - Butner Area Central Services

DESCRIPTION (1)	2001-2002 ACTUAL (2)	CERTIFIED (3)	2002-2003 AUTHORIZED (4)	INCR/DECR (5)	2003-2004 TOTAL (6)	INCR/DECR (7)	2004-2005 TOTAL (8)
53 8010 DEPENDENT CARE-OP TFR	104	0	0	0	0	0	0
53 81Y4 TRF TO B/C 74465	49,350	0	0	0	0	0	0
-----							
TOTAL INTRAGOVERNMENTAL TRANSACT	49,454	0	0	0	0	0	0
-----							
TOTAL REQUIREMENTS	937,919	976,958	976,958	56,000	1,032,958	56,000	1,032,958
-----							
ESTIMATED RECEIPTS							
-----							
43 4131 TELEPHONE/TELECOM SVC	649,215	678,990	678,990	48,696	727,686	48,696	727,686
43 4140 AUTOMOTIVE	285,756	332,889	332,889	0	332,889	0	332,889
43 81Y4 TRF FROM B/C 74465	49,350	0	0	0	0	0	0
-----							
TOTAL RECEIPTS	984,321	1,011,879	1,011,879	48,696	1,060,575	48,696	1,060,575
-----							
CHANGE IN FUND BALANCE	46,402	34,921	34,921	-7,304	27,617	-7,304	27,617



POSITION COUNTS  
SUMMARY BY FUND

4465 -

74465 DHHS - John Umstead - Butner Area Central Services

DESCRIPTION (1)	2001-2002 ACTUAL (2)	CERTIFIED (3)	2002-2003 AUTHORIZED (4)	INCR/DECR (5)	2003-2004 TOTAL (6)	INCR/DECR (7)	2004-2005 TOTAL (8)
REQUIREMENTS							
7200 AUTOMOTIVE SERVICES	3.00	3.00	3.00	.00	3.00	.00	3.00
7800 TELEPHONE SYSTEM	9.00	9.00	9.00	.00	9.00	.00	9.00
TOTAL REQUIREMENTS	12.00	12.00	12.00	.00	12.00	.00	12.00

POSITION COUNTS  
SUMMARY BY ACCOUNT

4465 -

74465 DHHS - John Umstead - Butner Area Central Services

DESCRIPTION (1)	2001-2002 ACTUAL (2)	CERTIFIED (3)	2002-2003 AUTHORIZED (4)	INCR/DECR (5)	2003-2004 TOTAL (6)	INCR/DECR (7)	2004-2005 TOTAL (8)
REQUIREMENTS							
53 1212 SPA-REG SALARIES-RECPT	12.00	12.00	12.00	.00	12.00	.00	12.00
TOTAL REQUIREMENTS	12.00	12.00	12.00	.00	12.00	.00	12.00

FUND DETAIL

4465 -  
 74465 DHHS - John Umstead - Butner Area Central Services  
 7200 Automotive Services

DESCRIPTION (1)	2001-2002 ACTUAL (2)	CERTIFIED (3)	2002-2003 AUTHORIZED (4)	INCR/DECR (5)	2003-2004 TOTAL (6)	INCR/DECR (7)	2004-2005 TOTAL (8)
REQUIREMENTS							
53 1212 SPA-REG SALARIES-RECPT	66,891	92,497	92,497	0	92,497	0	92,497
53 1462 EPA&SPA-LONGVTY PAY-REC	2,082	2,594	2,594	0	2,594	0	2,594
53 1512 SOCIAL SEC CONTRIB-RECPT	4,954	7,275	7,275	0	7,275	0	7,275
53 1522 REG RETIRE CONTRIB-RECPT	3,322	7,580	7,580	0	7,580	0	7,580
53 1562 MED INS CONTRIB-RECPTS	5,527	8,799	8,799	0	8,799	0	8,799
53 1631 WRKER COMP-MED PAYMENTS	0	65	65	0	65	0	65
TOTAL PERSONAL SERVICES	82,776	118,810	118,810	0	118,810	0	118,810
53 2185 WASTE REM/RECY SER AGREE	804	756	756	0	756	0	756
53 2200 UTILITY/ENERGY SERVICES	323	448	448	0	448	0	448
53 2300 REPAIR SERVICES	14,009	11,012	11,012	0	11,012	0	11,012
53 2700 TRAVEL & OTHER EMP. EXP.	0	500	500	0	500	0	500
53 2800 COMMUNICAT. & DATA PROC.	18	310	310	0	310	0	310
TOTAL PURCHASED SERVICES	15,154	13,026	13,026	0	13,026	0	13,026
53 3100 GEN. ADMIN. SUPPLIES	69	100	100	0	100	0	100
53 3200 FACILITY & HDWE. SUPPLIE	713	4,719	4,719	0	4,719	0	4,719
53 3300 VEHICLE/EQUIP. OPER.SUPP	143,399	181,687	181,687	0	181,687	0	181,687
53 3900 OTHER MATERIALS & SUPP	36	1,900	1,900	0	1,900	0	1,900
TOTAL SUPPLIES	144,217	188,406	188,406	0	188,406	0	188,406
53 4500 EQUIPMENT	0	10,547	10,547	0	10,547	0	10,547
TOTAL PROPERTY, PLANT & EQUIPMT	0	10,547	10,547	0	10,547	0	10,547
53 5100 LEGAL, LICENSE & PERM CON	1,750	0	0	0	0	0	0
53 5900 OTHER EXPENSES	1,710	200	200	0	200	0	200
TOTAL OTHER EXPENSES & ADJUSTMEN	3,460	200	200	0	200	0	200
TOTAL REQUIREMENTS	245,607	330,989	330,989	0	330,989	0	330,989

FUND DETAIL

4465 -  
 74465 DHHS - John Umstead - Butner Area Central Services  
 7200 Automotive Services

DESCRIPTION (1)	2001-2002 ACTUAL (2)	CERTIFIED (3)	2002-2003 AUTHORIZED (4)	INCR/DECR (5)	2003-2004 TOTAL (6)	INCR/DECR (7)	2004-2005 TOTAL (8)
ESTIMATED RECEIPTS							
43 4140 AUTOMOTIVE	285,756	332,889	332,889	0	332,889	0	332,889
43 81Y4 TRF FROM B/C 74465	49,350	0	0	0	0	0	0
-----							
TOTAL RECEIPTS	335,106	332,889	332,889	0	332,889	0	332,889
-----							
CHANGE IN FUND BALANCE	89,499	1,900	1,900	0	1,900	0	1,900

FUND DETAIL

4465 -  
 74465 DHHS - John Umstead - Butner Area Central Services  
 7800 Telephone System

DESCRIPTION (1)	2001-2002 ACTUAL (2)	CERTIFIED (3)	2002-2003 AUTHORIZED (4)	INCR/DECR (5)	2003-2004 TOTAL (6)	INCR/DECR (7)	2004-2005 TOTAL (8)
REQUIREMENTS							
53 1212 SPA-REG SALARIES-RECPT	303,058	303,058	303,058	0	303,058	0	303,058
53 1412 OT PAY - RECEIPTS	28,363	10,789	10,789	0	10,789	0	10,789
53 1422 HOLIDAY PAY - RECEIPTS	1,341	1,087	1,087	0	1,087	0	1,087
53 1432 SHIFT PREM PAY - RECEIPT	4,384	4,915	4,915	0	4,915	0	4,915
53 1462 EPA&SPA-LONGVTY PAY-REC	6,206	4,963	4,963	2,970	7,933	4,104	9,067
53 1512 SOCIAL SEC CONTRIB-RECPT	25,547	24,850	24,850	226	25,076	313	25,163
53 1522 REG RETIRE CONTRIB-RECPT	16,600	25,730	25,730	-3,196	22,534	-4,417	21,313
53 1562 MED INS CONTRIB-RECPTS	24,870	26,397	26,397	0	26,397	0	26,397
TOTAL PERSONAL SERVICES	410,369	401,789	401,789	0	401,789	0	401,789
53 2199 MISC. CONTRACTUAL SERVIC	21,556	21,692	21,692	0	21,692	0	21,692
53 2300 REPAIR SERVICES	59,031	51,158	51,158	0	51,158	0	51,158
53 2400 MAINTANANCE AGREEMENTS	18,143	21,130	21,130	92,000	113,130	92,000	113,130
53 2700 TRAVEL & OTHER EMP. EXP.	0	2,000	2,000	0	2,000	0	2,000
53 2800 COMMUNICAT. & DATA PROC.	2,216	279	279	2,000	2,279	2,000	2,279
TOTAL PURCHASED SERVICES	100,946	96,259	96,259	94,000	190,259	94,000	190,259
53 3100 GEN. ADMIN. SUPPLIES	4,473	3,800	3,800	0	3,800	0	3,800
53 3200 FACILITY & HDWE. SUPPLIE	3	68	68	0	68	0	68
53 3300 VEHICLE/EQUIP. OPER.SUPP	3,941	2,049	2,049	0	2,049	0	2,049
53 3900 OTHER MATERIALS & SUPP	99,404	138,143	138,143	-38,000	100,143	-38,000	100,143
TOTAL SUPPLIES	107,821	144,060	144,060	-38,000	106,060	-38,000	106,060
53 4500 EQUIPMENT	23,722	3,535	3,535	0	3,535	0	3,535
TOTAL PROPERTY, PLANT & EQUIPMT	23,722	3,535	3,535	0	3,535	0	3,535
53 5900 OTHER EXPENSES	0	326	326	0	326	0	326
TOTAL OTHER EXPENSES & ADJUSTMEN	0	326	326	0	326	0	326
53 8010 DEPENDENT CARE-OP TFR	104	0	0	0	0	0	0
53 81Y4 TRF TO B/C 74465	49,350	0	0	0	0	0	0
TOTAL INTRAGOVERNMENTAL TRANSACT	49,454	0	0	0	0	0	0

FUND DETAIL

4465 -  
 74465 DHHS - John Umstead - Butner Area Central Services  
 7800 Telephone System

DESCRIPTION (1)	2001-2002 ACTUAL (2)	CERTIFIED (3)	2002-2003 AUTHORIZED (4)	INCR/DECR (5)	2003-2004 TOTAL (6)	INCR/DECR (7)	2004-2005 TOTAL (8)
TOTAL REQUIREMENTS	692,312	645,969	645,969	56,000	701,969	56,000	701,969
ESTIMATED RECEIPTS							
43 4131 TELEPHONE/TELECOM SVC	649,215	678,990	678,990	48,696	727,686	48,696	727,686
TOTAL RECEIPTS	649,215	678,990	678,990	48,696	727,686	48,696	727,686
CHANGE IN FUND BALANCE	-43,097	33,021	33,021	-7,304	25,717	-7,304	25,717

SUMMARY BY FUND

4470 -  
14470 DHHS - Division of Facility Services

DESCRIPTION (1)	2001-2002 ACTUAL (2)	CERTIFIED (3)	2002-2003 AUTHORIZED (4)	INCR/DECR (5)	2003-2004 TOTAL (6)	INCR/DECR (7)	2004-2005 TOTAL (8)
REQUIREMENTS							
1111 MANAGEMENT & SUPPORT	3,678,736	1,805,891	1,719,693	0	1,719,693	0	1,719,693
1311 FACILITY & HEALTH SERV	19,508,374	20,085,158	20,016,473	0	20,016,473	0	20,016,473
1511 EMERGENCY MEDICAL SERVIC	4,235,988	3,932,092	3,919,971	272	3,920,243	558	3,920,529
1711 PLAN & DEV HEALTH CARE	1,526,464	1,455,544	1,506,885	0	1,506,885	0	1,506,885
1991 INDIRECT RESERVE	2,206	0	0	0	0	0	0
1992 PRIOR YEAR EARNED REVENU	815,026	0	0	0	0	0	0
1993 PRIOR YEAR UNEARNED REV.	1,771,486	0	0	0	0	0	0
TOTAL REQUIREMENTS	31,538,280	27,278,685	27,163,022	272	27,163,294	558	27,163,580
ESTIMATED RECEIPTS							
1111 MANAGEMENT & SUPPORT	3,084,160	1,042,152	1,042,152	0	1,042,152	0	1,042,152
1311 FACILITY & HEALTH SERV	11,509,946	11,249,134	11,249,134	0	11,249,134	0	11,249,134
1511 EMERGENCY MEDICAL SERVIC	919,971	410,206	410,206	0	410,206	0	410,206
1711 PLAN & DEV HEALTH CARE	115,748	19,000	19,000	0	19,000	0	19,000
1810 REVENUE CLEARING FUND	-433,377	0	0	0	0	0	0
191A STATEWIDE RESERVES	18,809	0	0	0	0	0	0
1991 INDIRECT RESERVE	694,503	0	0	0	0	0	0
1992 PRIOR YEAR EARNED REVENU	823,442	0	0	0	0	0	0
1993 PRIOR YEAR UNEARNED REV.	2,365,968	0	0	0	0	0	0
TOTAL RECEIPTS	19,099,170	12,720,492	12,720,492	0	12,720,492	0	12,720,492
NET APPROPRIATION	12,439,110	14,558,193	14,442,530	272	14,442,802	558	14,443,088

SUMMARY BY ACCOUNT

4470 -  
14470 DHHS - Division of Facility Services

DESCRIPTION (1)	2001-2002 ACTUAL (2)	CERTIFIED (3)	2002-2003 AUTHORIZED (4)	INCR/DECR (5)	2003-2004 TOTAL (6)	INCR/DECR (7)	2004-2005 TOTAL (8)
REQUIREMENTS							
53 1211 SPA-REG SALARIES-APPRO	4,123,633	3,670,749	3,641,284	0	3,641,284	0	3,641,284
53 1212 REG.SALARIES-RECPT	1,690,532	1,521,884	1,521,884	0	1,521,884	0	1,521,884
53 1213 SPA-REG SALARIES-UNDESIG	10,478,227	12,492,472	12,423,134	0	12,423,134	0	12,423,134
53 1222 TIME LIMITED SAL-RECPT	4,728	0	0	0	0	0	0
53 1412 OVERTIME PAY - RECEIPTS	1,255	0	0	0	0	0	0
53 1461 EPA&SPA-LONGVTY PAY-APPR	66,709	106,327	106,327	0	106,327	0	106,327
53 1462 EPA&SPA-LONGVTY PAY-REC	29,301	28,859	28,859	0	28,859	0	28,859
53 1463 EPA&SPA LONGVTY PAY-UNDE	119,683	115,561	115,561	0	115,561	0	115,561
53 1511 SOCIAL SOC CONTRIB-APPRO	311,642	403,475	403,475	0	403,475	0	403,475
53 1512 SOCIAL SEC CONTRIB-RECPT	130,185	127,526	127,526	0	127,526	0	127,526
53 1513 SOCIAL SEC COSNT - UNDES	791,391	823,029	815,470	0	815,470	0	815,470
53 1521 RETIRE CONTRIB-APPR	209,381	302,048	302,048	0	302,048	0	302,048
53 1522 REG RETIRE CONTRIB-RECP	85,945	87,126	87,126	0	87,126	0	87,126
53 1523 REG RET CONT- UNDESIG	527,171	507,878	500,833	0	500,833	0	500,833
53 1561 MED INS CONTRIB-APPRO	245,586	322,143	322,143	0	322,143	0	322,143
53 1562 MED INS CONTRIB-RECPTS	111,512	97,017	97,017	0	97,017	0	97,017
53 1563 MED INS CONT - UNDESIG	599,093	759,454	757,198	0	757,198	0	757,198
53 1621 SEVER SLRY CONTINUE-APPR	32,236	0	0	0	0	0	0
53 1622 SEVER SLRY CONTINUE-RECT	35,629	0	0	0	0	0	0
53 1625 ST DISABILITY PMT	42,174	0	0	0	0	0	0
53 1631 WORKERS COMPENSATION	37,953	15,007	15,007	0	15,007	0	15,007
53 1651 COMPENSATION TO BOARD ME	3,930	5,020	5,020	0	5,020	0	5,020
-----							
TOTAL PERSONAL SERVICES	19,677,896	21,385,575	21,269,912	0	21,269,912	0	21,269,912
-----							
53 2110 LEGAL SERVICES	458,922	616,824	616,824	0	616,824	0	616,824
53 2170 ADMINISTRATIVE SERVICES	43,104	0	0	0	0	0	0
53 2181 WORKSHOP/CONF EXP	0	1,000	1,000	0	1,000	0	1,000
53 2184 JANITORIAL SER AGREEMENT	100	0	0	0	0	0	0
53 2199 MISC CONTRACTUAL SERVICE	1,114,930	232,977	232,977	0	232,977	0	232,977
53 2200 UTILITY/ENERGY SERVICES	1,523	2,733	2,733	73	2,806	148	2,881
53 2300 REPAIR SERVICES	10,755	21,699	21,699	0	21,699	0	21,699
53 2400 MAINTENANCE AGREEMENTS	85,878	85,859	85,859	0	85,859	0	85,859
53 2500 RENTAL/LEASES	399,265	493,484	493,484	0	493,484	0	493,484
53 2700 TRAVEL&OTHER EMPLOYEE EX	926,767	1,283,638	1,283,638	0	1,283,638	0	1,283,638
53 2800 COMMUNICATION&DATA PROC	698,922	729,164	729,164	0	729,164	0	729,164
53 2900 OTHER SERVICES	32,572	50,689	50,689	0	50,689	0	50,689



SUMMARY BY ACCOUNT

4470 -  
14470 DHHS - Division of Facility Services

DESCRIPTION (1)	2001-2002 ACTUAL (2)	CERTIFIED (3)	2002-2003 AUTHORIZED (4)	INCR/DECR (5)	2003-2004 TOTAL (6)	INCR/DECR (7)	2004-2005 TOTAL (8)
TOTAL PURCHASED SERVICES	3,772,738	3,518,067	3,518,067	73	3,518,140	148	3,518,215
53 3100 GENERAL ADMIN SUPPLIES	89,601	92,119	92,119	0	92,119	0	92,119
53 3200 FACILITY & HARDWARE SUPP	312	0	0	0	0	0	0
53 3300 VEHICLE/EQUIP OPER SUPPL	3,043	5,800	5,800	0	5,800	0	5,800
53 3400 FOOD & DIETARY SUPPLIES	214	2,100	2,100	0	2,100	0	2,100
53 3600 DRUGS/PHARMACEUTICAL SUP	3,239	3,310	3,310	199	3,509	410	3,720
53 3700 RESEARCH/DEVELOP& ED SUP	505	3,700	3,700	0	3,700	0	3,700
TOTAL SUPPLIES	96,914	107,029	107,029	199	107,228	410	107,439
53 4500 EQUIPMENT	97,683	316,657	316,657	0	316,657	0	316,657
53 4600 ART,OTHER ARTIFACTS&LIT	7,874	9,849	9,849	0	9,849	0	9,849
53 4700 INTANGIBLE ASSETS	103,114	35,562	35,562	0	35,562	0	35,562
TOTAL PROPERTY, PLANT & EQUIPMT	208,671	362,068	362,068	0	362,068	0	362,068
53 5100 LEGAL,LICENSE&PERMIT CST	26,931	22,971	22,971	0	22,971	0	22,971
53 5200 PENSION PAYMENTS	6,108	2,000	2,000	0	2,000	0	2,000
53 5600 ASSET & OTHER ADJUSTMENT	3,283,216	384	384	0	384	0	384
53 5800 OTHER ADMINISTRATIVE EXP	45,068	55,858	55,858	0	55,858	0	55,858
TOTAL OTHER EXPENSES & ADJUSTMEN	3,361,323	81,213	81,213	0	81,213	0	81,213
53 6900 REGIONAL DEMONSTRATION P	1,377,440	1,422,595	1,422,595	0	1,422,595	0	1,422,595
53 6940 AID TO PLANNING REGIONS	17,090	0	0	0	0	0	0
TOTAL AID & PUBLIC ASSISTANCE	1,394,530	1,422,595	1,422,595	0	1,422,595	0	1,422,595
53 7100 AGENCY RESERVE	0	265,201	265,201	0	265,201	0	265,201
53 7170 REDISTRIBUTED COSTS	1	0	0	0	0	0	0
TOTAL RESERVES	1	265,201	265,201	0	265,201	0	265,201
53 8010 DEPENDENT CARE-OP TRS	8,531	0	0	0	0	0	0
53 81D1 TRANS TO B/C 14410 CMS	1,092,249	90,696	90,696	0	90,696	0	90,696

SUMMARY BY ACCOUNT

4470 -

14470 DHHS - Division of Facility Services

DESCRIPTION (1)	2001-2002 ACTUAL (2)	CERTIFIED (3)	2002-2003 AUTHORIZED (4)	INCR/DECR (5)	2003-2004 TOTAL (6)	INCR/DECR (7)	2004-2005 TOTAL (8)
53 81M3 TRANS TO 24470	1,695,304	0	0	0	0	0	0
53 8123 TRANS. INTRA-DEPARTMENT.	0	12,439	12,439	0	12,439	0	12,439
53 8160 TRANS-AUDIT EXPENSE	0	8,923	8,923	0	8,923	0	8,923
53 819A TRANS TO B/C 14100 DOA	2,208	2,208	2,208	0	2,208	0	2,208
53 819G TRANS TO OSC	8,769	0	0	0	0	0	0
53 819Q TRANSFER TO OSBM	204,746	17,671	17,671	0	17,671	0	17,671
53 8499 WORK COMP RESIDUAL EQ TR	0	5,000	5,000	0	5,000	0	5,000
53 8990 TRANSFER TO SUBSEQUENT F	14,400	0	0	0	0	0	0
TOTAL INTRAGOVERNMENTAL TRANSACT	3,026,207	136,937	136,937	0	136,937	0	136,937
TOTAL REQUIREMENTS	31,538,280	27,278,685	27,163,022	272	27,163,294	558	27,163,580

ESTIMATED RECEIPTS

43 2231 LOCAL FUNDS	80,447	35,000	35,000	0	35,000	0	35,000
43 2290 EMS TRACS PAYMENT	22,800	33,000	33,000	0	33,000	0	33,000
43 2330 FACILITIES FINANCE ACT	396,938	18,434	18,434	0	18,434	0	18,434
43 2380 OVERHEAD RECEIPTS	39,975	0	0	0	0	0	0
43 2401 PRIVATE GRANT	86,126	0	0	0	0	0	0
43 25XD FEMA-CRIME CNTRL PA-FFP7	32,220	0	0	0	0	0	0
43 4310 SALE OF PUBLICATIONS	22,527	38,580	38,580	0	38,580	0	38,580
43 4320 SALE OF SURPLUS PROPERTY	9,269	500	500	0	500	0	500
43 5500 FINES,PENAL, ASSESS FEE	517,974	56,072	56,072	0	56,072	0	56,072
43 5600 REGISTRATION FEES	61,500	46,245	46,245	0	46,245	0	46,245
43 5900 CON FEES	3,500	0	0	0	0	0	0
43 7300 INDIRECT(OVERHEAD) COST	3,283,216	0	0	0	0	0	0
43 7990 OTHER MISC REV (REFUND)	3,071	0	0	0	0	0	0
43 7994 RETURNED CHECK FEE	75	0	0	0	0	0	0
43 8042 STATE HEALTH PLAN RESERV	18,809	0	0	0	0	0	0
43 81C1 TRANSFER FROM 14430 - DP	213,127	0	0	0	0	0	0
43 81M3 TRANS FROM 24470	3,032	347,337	347,337	0	347,337	0	347,337
43 8101 INDIRECT COST RESERVE	0	17,000	17,000	0	17,000	0	17,000
43 8103 GOV HWY SAFETY PROGRAM	0	100,977	100,977	0	100,977	0	100,977
43 8106 PREV HLT BLOCK GRANT	0	4,509	4,509	0	4,509	0	4,509

SUMMARY BY ACCOUNT

4470 -  
14470 DHHS - Division of Facility Services

DESCRIPTION (1)	2001-2002 ACTUAL (2)	CERTIFIED (3)	2002-2003 AUTHORIZED (4)	INCR/DECR (5)	2003-2004 TOTAL (6)	INCR/DECR (7)	2004-2005 TOTAL (8)
43 8157 DMA STATE APPROPRIATION	0	2,536	2,536	0	2,536	0	2,536
43 819A TRANS FROM 14100 DPT ADM	195,267	0	0	0	0	0	0
43 819S TRANS FROM B/C 43710 DOT	566,909	0	0	0	0	0	0
53 8220 REIMB. - DUAL EMPLOYMENT	41	0	0	0	0	0	0
53 883A PUBLIC HEALTH FUNDS	0	51,993	51,993	0	51,993	0	51,993
53 883B MEDICARE	5,308,177	4,320,657	4,320,657	0	4,320,657	0	4,320,657
53 883C CLIA	404,993	389,637	389,637	0	389,637	0	389,637
53 883E EMS - PARTNERSHIP	134,232	225,271	225,271	0	225,271	0	225,271
53 883F OASIS FUNDS	0	69,314	69,314	0	69,314	0	69,314
53 886A HSQB - MEDICAID	3,932,931	5,063,372	5,063,372	0	5,063,372	0	5,063,372
53 886C MEDICAID ADM & TRNG	1,226,130	1,260,094	1,260,094	0	1,260,094	0	1,260,094
53 887Q SOCIAL SERV BLOCK GT	429,301	639,964	639,964	0	639,964	0	639,964
43 8930 CARRY FORWARD	2,106,583	0	0	0	0	0	0
-----							
TOTAL RECEIPTS	19,099,170	12,720,492	12,720,492	0	12,720,492	0	12,720,492
-----							
NET APPROPRIATION	12,439,110	14,558,193	14,442,530	272	14,442,802	558	14,443,088

POSITION COUNTS  
SUMMARY BY FUND

4470 -  
14470 DHHS - Division of Facility Services

DESCRIPTION (1)	2001-2002 ACTUAL (2)	CERTIFIED (3)	2002-2003 AUTHORIZED (4)	INCR/DECR (5)	2003-2004 TOTAL (6)	INCR/DECR (7)	2004-2005 TOTAL (8)
REQUIREMENTS							
1111 MANAGEMENT & SUPPORT	19.00	20.00	19.00	.00	19.00	.00	19.00
1311 FACILITY & HEALTH SERV	321.50	321.50	321.50	.00	321.50	.00	321.50
1511 EMERGENCY MEDICAL SERVIC	35.00	35.00	35.00	.00	35.00	.00	35.00
1711 PLAN & DEV HEALTH CARE	17.00	17.00	17.00	.00	17.00	.00	17.00
TOTAL REQUIREMENTS	392.50	393.50	392.50	.00	392.50	.00	392.50

POSITION COUNTS  
SUMMARY BY ACCOUNT

4470 -  
14470 DHHS - Division of Facility Services

DESCRIPTION (1)	2001-2002 ACTUAL (2)	CERTIFIED (3)	2002-2003 AUTHORIZED (4)	INCR/DECR (5)	2003-2004 TOTAL (6)	INCR/DECR (7)	2004-2005 TOTAL (8)
REQUIREMENTS							
53 1211 SPA-REG SALARIES-APPRO	81.00	86.00	86.00	.00	86.00	.00	86.00
53 1212 REG.SALARIES-RECPT	34.00	29.00	29.00	.00	29.00	.00	29.00
53 1213 SPA-REG SALARIES-UNDESIG	277.50	278.50	277.50	.00	277.50	.00	277.50
TOTAL REQUIREMENTS	392.50	393.50	392.50	.00	392.50	.00	392.50

FUND DETAIL

4470 -  
 14470 DHHS - Division of Facility Services  
 1111 Management and Support

DESCRIPTION (1)	2001-2002 ACTUAL (2)	CERTIFIED (3)	2002-2003 AUTHORIZED (4)	INCR/DECR (5)	2003-2004 TOTAL (6)	INCR/DECR (7)	2004-2005 TOTAL (8)
REQUIREMENTS							
53 1212 REG.SALARIES-RECPT	106,191	109,411	109,411	0	109,411	0	109,411
53 1213 SPA-REG SALARIES-UNDESIG	848,595	952,106	882,768	0	882,768	0	882,768
53 1462 EPA&SPA-LONGVTY PAY-REC	3,899	3,383	3,383	0	3,383	0	3,383
53 1463 EPA&SPA LONGVTY PAY-UNDE	19,620	26,303	26,303	0	26,303	0	26,303
53 1512 SOCIAL SEC CONTRIB-RECPT	8,422	8,629	8,629	0	8,629	0	8,629
53 1513 SOCIAL SEC COSNT - UNDES	64,627	64,986	57,427	0	57,427	0	57,427
53 1522 REG RETIRE CONTRIB-RECP	5,500	5,520	5,520	0	5,520	0	5,520
53 1523 REG RET CONT- UNDESIG	43,277	47,356	40,311	0	40,311	0	40,311
53 1562 MED INS CONTRIB-RECPTS	5,527	5,927	5,927	0	5,927	0	5,927
53 1563 MED INS CONT - UNDESIG	39,609	51,365	49,109	0	49,109	0	49,109
53 1621 SEVER SLRY CONTINUE-APPR	32,236	0	0	0	0	0	0
53 1622 SEVER SLRY CONTINUE-RECT	35,629	0	0	0	0	0	0
53 1631 WORKERS COMPENSATION	0	306	306	0	306	0	306
53 1651 COMPENSATION TO BOARD ME	1,410	3,000	3,000	0	3,000	0	3,000
TOTAL PERSONAL SERVICES	1,214,542	1,278,292	1,192,094	0	1,192,094	0	1,192,094
53 2110 LEGAL SERVICES	6,961	49,249	49,249	0	49,249	0	49,249
53 2181 WORKSHOP/CONF EXP	0	1,000	1,000	0	1,000	0	1,000
53 2199 MISC CONTRACTUAL SERVICE	76,535	6,335	6,335	0	6,335	0	6,335
53 2300 REPAIR SERVICES	1,665	5,352	5,352	0	5,352	0	5,352
53 2400 MAINTENANCE AGREEMENTS	21,256	22,199	22,199	0	22,199	0	22,199
53 2500 RENTAL/LEASES	967	1,700	1,700	0	1,700	0	1,700
53 2700 TRAVEL&OTHER EMPLOYEE EX	19,037	32,974	32,974	0	32,974	0	32,974
53 2800 COMMUNICATION&DATA PROC	40,638	50,550	50,550	0	50,550	0	50,550
53 2900 OTHER SERVICES	6,533	10,570	10,570	0	10,570	0	10,570
TOTAL PURCHASED SERVICES	173,592	179,929	179,929	0	179,929	0	179,929
53 3100 GENERAL ADMIN SUPPLIES	35,636	17,234	17,234	0	17,234	0	17,234
53 3200 FACILITY & HARDWARE SUPP	304	0	0	0	0	0	0
53 3300 VEHICLE/EQUIP OPER SUPPL	318	50	50	0	50	0	50
53 3400 FOOD & DIETARY SUPPLIES	214	600	600	0	600	0	600
53 3700 RESEARCH/DEVELOP& ED SUP	0	200	200	0	200	0	200
TOTAL SUPPLIES	36,472	18,084	18,084	0	18,084	0	18,084
53 4500 EQUIPMENT	16,908	16,719	16,719	0	16,719	0	16,719
53 4600 ART,OTHER ARTIFACTS&LIT	1,069	2,000	2,000	0	2,000	0	2,000
53 4700 INTANGIBLE ASSETS	73,328	0	0	0	0	0	0
TOTAL PROPERTY, PLANT & EQUIPMT	91,305	18,719	18,719	0	18,719	0	18,719

FUND DETAIL

4470 -  
 14470 DHHS - Division of Facility Services  
 1111 Management and Support

DESCRIPTION (1)	2001-2002 ACTUAL (2)	CERTIFIED (3)	2002-2003 AUTHORIZED (4)	INCR/DECR (5)	2003-2004 TOTAL (6)	INCR/DECR (7)	2004-2005 TOTAL (8)
REQUIREMENTS							
53 5200 PENSION PAYMENTS	0	1,000	1,000	0	1,000	0	1,000
53 5600 ASSET & OTHER ADJUSTMENT	1,641,608	384	384	0	384	0	384
53 5800 OTHER ADMINISTRATIVE EXP	16,954	22,920	22,920	0	22,920	0	22,920
TOTAL OTHER EXPENSES & ADJUSTMEN	1,658,562	24,304	24,304	0	24,304	0	24,304
53 7100 AGENCY RESERVE	0	265,201	265,201	0	265,201	0	265,201
53 7170 REDISTRIBUTED COSTS	3	0	0	0	0	0	0
TOTAL RESERVES	3	265,201	265,201	0	265,201	0	265,201
53 8010 DEPENDENT CARE-OP TRS	144	0	0	0	0	0	0
53 81D1 TRANS TO B/C 14410 CMS	207	0	0	0	0	0	0
53 81M3 TRANS TO 24470	495,140	0	0	0	0	0	0
53 8123 TRANS. INTRA-DEPARTMENT.	0	12,439	12,439	0	12,439	0	12,439
53 8160 TRANS-AUDIT EXPENSE	0	8,923	8,923	0	8,923	0	8,923
53 819G TRANS TO OSC	8,769	0	0	0	0	0	0
TOTAL INTRAGOVERNMENTAL TRANSACT	504,260	21,362	21,362	0	21,362	0	21,362
TOTAL REQUIREMENTS	3,678,736	1,805,891	1,719,693	0	1,719,693	0	1,719,693
ESTIMATED RECEIPTS							
43 2231 LOCAL FUNDS	10,529	5,000	5,000	0	5,000	0	5,000
43 2330 FACILITIES FINANCE ACT	396,938	17,603	17,603	0	17,603	0	17,603
43 2380 OVERHEAD RECEIPTS	38,504	0	0	0	0	0	0
43 2401 PRIVATE GRANT	77,700	0	0	0	0	0	0
43 4310 SALE OF PUBLICATIONS	119	623	623	0	623	0	623
43 4320 SALE OF SURPLUS PROPERTY	9,269	500	500	0	500	0	500
43 7300 INDIRECT(OVERHEAD) COST	1,641,608	0	0	0	0	0	0
43 81C1 TRANSFER FROM 14430 - DP	15,056	0	0	0	0	0	0
43 81M3 TRANS FROM 24470	0	219,818	219,818	0	219,818	0	219,818
43 8101 INDIRECT COST RESERVE	0	17,000	17,000	0	17,000	0	17,000
43 8157 DMA STATE APPROPRIATION	0	2,536	2,536	0	2,536	0	2,536
53 883A PUBLIC HEALTH FUNDS	0	1,225	1,225	0	1,225	0	1,225
53 883B MEDICARE	216,869	296,438	296,438	0	296,438	0	296,438
53 883C CLIA	34,393	12,288	12,288	0	12,288	0	12,288
53 883E EMS - PARTNERSHIP	7,523	2,553	2,553	0	2,553	0	2,553

FUND DETAIL

4470 -  
 14470 DHHS - Division of Facility Services  
 1111 Management and Support

DESCRIPTION (1)	2001-2002 ACTUAL (2)	CERTIFIED (3)	2002-2003 AUTHORIZED (4)	INCR/DECR (5)	2003-2004 TOTAL (6)	INCR/DECR (7)	2004-2005 TOTAL (8)
ESTIMATED RECEIPTS							
53 883F OASIS FUNDS	0	1,554	1,554	0	1,554	0	1,554
53 886A HSQB - MEDICAID	176,118	453,000	453,000	0	453,000	0	453,000
53 886C MEDICAID ADM & TRNG	36,744	212	212	0	212	0	212
53 887Q SOCIAL SERV BLOCK GT	19,022	11,802	11,802	0	11,802	0	11,802
43 8930 CARRY FORWARD	403,768	0	0	0	0	0	0
TOTAL RECEIPTS	3,084,160	1,042,152	1,042,152	0	1,042,152	0	1,042,152
NET APPROPRIATION	594,576	763,739	677,541	0	677,541	0	677,541



FUND DETAIL

4470 -  
 14470 DHHS - Division of Facility Services  
 1311 Facility and Health Services

DESCRIPTION (1)	2001-2002 ACTUAL (2)	CERTIFIED (3)	2002-2003 AUTHORIZED (4)	INCR/DECR (5)	2003-2004 TOTAL (6)	INCR/DECR (7)	2004-2005 TOTAL (8)
REQUIREMENTS							
53 1211 SPA-REG SALARIES-APPRO	2,237,743	1,733,297	1,664,612	0	1,664,612	0	1,664,612
53 1212 REG.SALARIES-RECPT	1,439,437	1,313,911	1,313,911	0	1,313,911	0	1,313,911
53 1213 SPA-REG SALARIES-UNDESIG	9,435,054	11,345,788	11,345,788	0	11,345,788	0	11,345,788
53 1461 EPA&SPA-LONGVTY PAY-APPR	27,776	59,615	59,615	0	59,615	0	59,615
53 1462 EPA&SPA-LONGVTY PAY-REC	24,032	24,760	24,760	0	24,760	0	24,760
53 1463 EPA&SPA LONGVTY PAY-UNDE	92,546	81,839	81,839	0	81,839	0	81,839
53 1511 SOCIAL SOC CONTRIB-APPRO	168,125	251,791	251,791	0	251,791	0	251,791
53 1512 SOCIAL SEC CONTRIB-RECPT	110,283	111,418	111,418	0	111,418	0	111,418
53 1513 SOCIAL SEC COSNT - UNDES	711,378	742,589	742,589	0	742,589	0	742,589
53 1521 RETIRE CONTRIB-APPR	113,230	203,692	203,692	0	203,692	0	203,692
53 1522 REG RETIRE CONTRIB-RECP	73,140	73,511	73,511	0	73,511	0	73,511
53 1523 REG RET CONT- UNDESIG	473,793	450,270	450,270	0	450,270	0	450,270
53 1561 MED INS CONTRIB-APPRO	127,986	185,918	185,918	0	185,918	0	185,918
53 1562 MED INS CONTRIB-RECPTS	92,412	85,691	85,691	0	85,691	0	85,691
53 1563 MED INS CONT - UNDESIG	548,674	696,357	696,357	0	696,357	0	696,357
53 1625 ST DISABILITY PMT	42,174	0	0	0	0	0	0
53 1631 WORKERS COMPENSATION	1,438	1,213	1,213	0	1,213	0	1,213
53 1651 COMPENSATION TO BOARD ME	885	720	720	0	720	0	720
TOTAL PERSONAL SERVICES	15,720,106	17,362,380	17,293,695	0	17,293,695	0	17,293,695
53 2110 LEGAL SERVICES	214,167	232,407	232,407	0	232,407	0	232,407
53 2170 ADMINISTRATIVE SERVICES	34,415	0	0	0	0	0	0
53 2184 JANITORIAL SER AGREEMENT	80	0	0	0	0	0	0
53 2199 MISC CONTRACTUAL SERVICE	353,514	100,000	100,000	0	100,000	0	100,000
53 2300 REPAIR SERVICES	2,882	6,300	6,300	0	6,300	0	6,300
53 2400 MAINTENANCE AGREEMENTS	30,366	28,266	28,266	0	28,266	0	28,266
53 2500 RENTAL/LEASES	312,987	393,821	393,821	0	393,821	0	393,821
53 2700 TRAVEL&OTHER EMPLOYEE EX	779,559	1,124,736	1,124,736	0	1,124,736	0	1,124,736
53 2800 COMMUNICATION&DATA PROC	372,647	372,033	372,033	0	372,033	0	372,033
53 2900 OTHER SERVICES	20,739	31,255	31,255	0	31,255	0	31,255
TOTAL PURCHASED SERVICES	2,121,356	2,288,818	2,288,818	0	2,288,818	0	2,288,818
53 3100 GENERAL ADMIN SUPPLIES	41,482	54,125	54,125	0	54,125	0	54,125
53 3200 FACILITY & HARDWARE SUPP	8	0	0	0	0	0	0
53 3300 VEHICLE/EQUIP OPER SUPPL	0	2,750	2,750	0	2,750	0	2,750
53 3400 FOOD & DIETARY SUPPLIES	0	1,000	1,000	0	1,000	0	1,000
53 3700 RESEARCH/DEVELOP& ED SUP	0	500	500	0	500	0	500
TOTAL SUPPLIES	41,490	58,375	58,375	0	58,375	0	58,375

FUND DETAIL

4470 -  
 14470 DHHS - Division of Facility Services  
 1311 Facility and Health Services

DESCRIPTION (1)	2001-2002 ACTUAL (2)	CERTIFIED (3)	2002-2003 AUTHORIZED (4)	INCR/DECR (5)	2003-2004 TOTAL (6)	INCR/DECR (7)	2004-2005 TOTAL (8)
REQUIREMENTS							
53 4500 EQUIPMENT	60,021	243,703	243,703	0	243,703	0	243,703
53 4600 ART,OTHER ARTIFACTS&LIT	6,288	6,349	6,349	0	6,349	0	6,349
53 4700 INTANGIBLE ASSETS	1,514	1,500	1,500	0	1,500	0	1,500
TOTAL PROPERTY,PLANT & EQUIPMT	67,823	251,552	251,552	0	251,552	0	251,552
53 5100 LEGAL,LICENSE&PERMIT CST	7,028	10,471	10,471	0	10,471	0	10,471
53 5200 PENSION PAYMENTS	6,108	1,000	1,000	0	1,000	0	1,000
53 5800 OTHER ADMINISTRATIVE EXP	2,599	6,395	6,395	0	6,395	0	6,395
TOTAL OTHER EXPENSES & ADJUSTMEN	15,735	17,866	17,866	0	17,866	0	17,866
53 8010 DEPENDENT CARE-OP TRS	7,365	0	0	0	0	0	0
53 81D1 TRANS TO B/C 14410 CMS	140,939	90,696	90,696	0	90,696	0	90,696
53 81M3 TRANS TO 24470	1,200,164	0	0	0	0	0	0
53 819Q TRANSFER TO OSBM	188,996	10,471	10,471	0	10,471	0	10,471
53 8499 WORK COMP RESIDUAL EQ TR	0	5,000	5,000	0	5,000	0	5,000
53 8990 TRANSFER TO SUBSEQUENT F	4,400	0	0	0	0	0	0
TOTAL INTRAGOVERNMENTAL TRANSACT	1,541,864	106,167	106,167	0	106,167	0	106,167
TOTAL REQUIREMENTS	19,508,374	20,085,158	20,016,473	0	20,016,473	0	20,016,473
ESTIMATED RECEIPTS							
43 2231 LOCAL FUNDS	69,918	30,000	30,000	0	30,000	0	30,000
43 2330 FACILITIES FINANCE ACT	0	831	831	0	831	0	831
43 4310 SALE OF PUBLICATIONS	107	17,600	17,600	0	17,600	0	17,600
43 5500 FINES,PENAL, ASSESS FEE	490,474	48,072	48,072	0	48,072	0	48,072
43 5600 REGISTRATION FEES	2,335	6,600	6,600	0	6,600	0	6,600
43 7990 OTHER MISC REV (REFUND)	3,071	0	0	0	0	0	0
43 81M3 TRANS FROM 24470	3,032	127,519	127,519	0	127,519	0	127,519
43 819A TRANS FROM 14100 DPT ADM	195,267	0	0	0	0	0	0
53 8220 REIMB. - DUAL EMPLOYMENT	41	0	0	0	0	0	0
53 883A PUBLIC HEALTH FUNDS	0	50,768	50,768	0	50,768	0	50,768
53 883B MEDICARE	4,148,351	4,024,219	4,024,219	0	4,024,219	0	4,024,219
53 883C CLIA	318,083	377,349	377,349	0	377,349	0	377,349
53 883F OASIS FUNDS	0	67,760	67,760	0	67,760	0	67,760
53 886A HSQB - MEDICAID	3,225,303	4,610,372	4,610,372	0	4,610,372	0	4,610,372

FUND DETAIL

4470 -  
 14470 DHHS - Division of Facility Services  
 1311 Facility and Health Services

DESCRIPTION (1)	2001-2002 ACTUAL (2)	CERTIFIED (3)	2002-2003 AUTHORIZED (4)	INCR/DECR (5)	2003-2004 TOTAL (6)	INCR/DECR (7)	2004-2005 TOTAL (8)
ESTIMATED RECEIPTS							
53 886C MEDICAID ADM & TRNG	1,048,518	1,259,882	1,259,882	0	1,259,882	0	1,259,882
53 887Q SOCIAL SERV BLOCK GT	410,279	628,162	628,162	0	628,162	0	628,162
43 8930 CARRY FORWARD	1,595,167	0	0	0	0	0	0
TOTAL RECEIPTS	11,509,946	11,249,134	11,249,134	0	11,249,134	0	11,249,134
NET APPROPRIATION	7,998,428	8,836,024	8,767,339	0	8,767,339	0	8,767,339

FUND DETAIL

4470 -  
 14470 DHHS - Division of Facility Services  
 1511 Emergency Medical Services

DESCRIPTION (1)	2001-2002 ACTUAL (2)	CERTIFIED (3)	2002-2003 AUTHORIZED (4)	INCR/DECR (5)	2003-2004 TOTAL (6)	INCR/DECR (7)	2004-2005 TOTAL (8)
REQUIREMENTS							
53 1211 SPA-REG SALARIES-APPRO	1,077,615	1,154,071	1,141,950	0	1,141,950	0	1,141,950
53 1212 REG.SALARIES-RECPT	144,904	98,562	98,562	0	98,562	0	98,562
53 1213 SPA-REG SALARIES-UNDESIG	194,578	194,578	194,578	0	194,578	0	194,578
53 1222 TIME LIMITED SAL-RECPT	4,728	0	0	0	0	0	0
53 1412 OVERTIME PAY - RECEIPTS	1,255	0	0	0	0	0	0
53 1461 EPA&SPA-LONGVTY PAY-APPR	21,844	24,489	24,489	0	24,489	0	24,489
53 1462 EPA&SPA-LONGVTY PAY-REC	1,370	716	716	0	716	0	716
53 1463 EPA&SPA LONGVTY PAY-UNDE	7,517	7,419	7,419	0	7,419	0	7,419
53 1511 SOCIAL SOC CONTRIB-APPRO	81,422	90,055	90,055	0	90,055	0	90,055
53 1512 SOCIAL SEC CONTRIB-RECPT	11,480	7,479	7,479	0	7,479	0	7,479
53 1513 SOCIAL SEC COSNT - UNDES	15,386	15,454	15,454	0	15,454	0	15,454
53 1521 RETIRE CONTRIB-APPR	54,906	59,286	59,286	0	59,286	0	59,286
53 1522 REG RETIRE CONTRIB-RECP	7,305	8,095	8,095	0	8,095	0	8,095
53 1523 REG RET CONT- UNDESIG	10,101	10,252	10,252	0	10,252	0	10,252
53 1561 MED INS CONTRIB-APPRO	72,334	86,364	86,364	0	86,364	0	86,364
53 1562 MED INS CONTRIB-RECPTS	13,573	5,399	5,399	0	5,399	0	5,399
53 1563 MED INS CONT - UNDESIG	11,054	11,732	11,732	0	11,732	0	11,732
53 1631 WORKERS COMPENSATION	36,482	13,109	13,109	0	13,109	0	13,109
53 1651 COMPENSATION TO BOARD ME	930	800	800	0	800	0	800
TOTAL PERSONAL SERVICES	1,768,784	1,787,860	1,775,739	0	1,775,739	0	1,775,739
53 2199 MISC CONTRACTUAL SERVICE	553,059	126,642	126,642	0	126,642	0	126,642
53 2200 UTILITY/ENERGY SERVICES	1,523	2,733	2,733	73	2,806	148	2,881
53 2300 REPAIR SERVICES	5,213	8,337	8,337	0	8,337	0	8,337
53 2400 MAINTENANCE AGREEMENTS	26,921	27,848	27,848	0	27,848	0	27,848
53 2500 RENTAL/LEASES	82,019	93,113	93,113	0	93,113	0	93,113
53 2700 TRAVEL&OTHER EMPLOYEE EX	114,140	108,572	108,572	0	108,572	0	108,572
53 2800 COMMUNICATION&DATA PROC	240,242	259,518	259,518	0	259,518	0	259,518
53 2900 OTHER SERVICES	5,216	7,204	7,204	0	7,204	0	7,204
TOTAL PURCHASED SERVICES	1,028,333	633,967	633,967	73	634,040	148	634,115
53 3100 GENERAL ADMIN SUPPLIES	8,366	14,660	14,660	0	14,660	0	14,660
53 3300 VEHICLE/EQUIP OPER SUPPL	2,725	3,000	3,000	0	3,000	0	3,000
53 3600 DRUGS/PHARMACEUTICAL SUP	3,239	3,310	3,310	199	3,509	410	3,720
53 3700 RESEARCH/DEVELOP& ED SUP	505	3,000	3,000	0	3,000	0	3,000
TOTAL SUPPLIES	14,835	23,970	23,970	199	24,169	410	24,380
53 4500 EQUIPMENT	17,051	42,155	42,155	0	42,155	0	42,155

FUND DETAIL

4470 -  
 14470 DHHS - Division of Facility Services  
 1511 Emergency Medical Services

DESCRIPTION (1)	2001-2002 ACTUAL (2)	CERTIFIED (3)	2002-2003 AUTHORIZED (4)	INCR/DECR (5)	2003-2004 TOTAL (6)	INCR/DECR (7)	2004-2005 TOTAL (8)
REQUIREMENTS							
53 4600 ART,OTHER ARTIFACTS&LIT	0	500	500	0	500	0	500
53 4700 INTANGIBLE ASSETS	1,172	1,550	1,550	0	1,550	0	1,550
TOTAL PROPERTY, PLANT & EQUIPMT	18,223	44,205	44,205	0	44,205	0	44,205
53 5100 LEGAL, LICENSE&PERMIT CST	3,360	0	0	0	0	0	0
53 5800 OTHER ADMINISTRATIVE EXP	1,272	19,495	19,495	0	19,495	0	19,495
TOTAL OTHER EXPENSES & ADJUSTMEN	4,632	19,495	19,495	0	19,495	0	19,495
53 6900 REGIONAL DEMONSTRATION P	1,377,440	1,422,595	1,422,595	0	1,422,595	0	1,422,595
53 6940 AID TO PLANNING REGIONS	23,290	0	0	0	0	0	0
TOTAL AID & PUBLIC ASSISTANCE	1,400,730	1,422,595	1,422,595	0	1,422,595	0	1,422,595
53 7170 REDISTRIBUTED COSTS	-1	0	0	0	0	0	0
TOTAL RESERVES	-1	0	0	0	0	0	0
53 8010 DEPENDENT CARE-OP TRS	452	0	0	0	0	0	0
TOTAL INTRAGOVERNMENTAL TRANSACT	452	0	0	0	0	0	0
TOTAL REQUIREMENTS	4,235,988	3,932,092	3,919,971	272	3,920,243	558	3,920,529
ESTIMATED RECEIPTS							
43 2290 EMS TRACS PAYMENT	22,800	33,000	33,000	0	33,000	0	33,000
43 4310 SALE OF PUBLICATIONS	9,124	9,357	9,357	0	9,357	0	9,357
43 5600 REGISTRATION FEES	59,165	39,645	39,645	0	39,645	0	39,645
43 7994 RETURNED CHECK FEE	75	0	0	0	0	0	0
43 81C1 TRANSFER FROM 14430 - DP	150,867	0	0	0	0	0	0
43 8103 GOV HWY SAFETY PROGRAM	0	100,977	100,977	0	100,977	0	100,977
43 8106 PREV HLT BLOCK GRANT	0	4,509	4,509	0	4,509	0	4,509
43 819S TRANS FROM B/C 43710 DOT	518,873	0	0	0	0	0	0
53 88FH HRSA-BIOTERRORISM HOSP	5,326	0	0	0	0	0	0
53 883E EMS - PARTNERSHIP	116,193	222,718	222,718	0	222,718	0	222,718
43 8930 CARRY FORWARD	37,548	0	0	0	0	0	0

FUND DETAIL

4470 -  
 14470 DHHS - Division of Facility Services  
 1511 Emergency Medical Services

DESCRIPTION (1)	2001-2002 ACTUAL (2)	CERTIFIED (3)	2002-2003 AUTHORIZED (4)	INCR/DECR (5)	2003-2004 TOTAL (6)	INCR/DECR (7)	2004-2005 TOTAL (8)
-----	-----	-----	-----	-----	-----	-----	-----
TOTAL RECEIPTS	919,971	410,206	410,206	0	410,206	0	410,206
-----	-----	-----	-----	-----	-----	-----	-----
NET APPROPRIATION	3,316,017	3,521,886	3,509,765	272	3,510,037	558	3,510,323

FUND DETAIL

4470 -  
 14470 DHHS - Division of Facility Services  
 1711 Plan and Develop Health Care

DESCRIPTION (1)	2001-2002 ACTUAL (2)	CERTIFIED (3)	2002-2003 AUTHORIZED (4)	INCR/DECR (5)	2003-2004 TOTAL (6)	INCR/DECR (7)	2004-2005 TOTAL (8)
REQUIREMENTS							
53 1211 SPA-REG SALARIES-APPRO	808,275	783,381	834,722	0	834,722	0	834,722
53 1461 EPA&SPA-LONGVTY PAY-APPR	17,089	22,223	22,223	0	22,223	0	22,223
53 1511 SOCIAL SOC CONTRIB-APPRO	62,095	61,629	61,629	0	61,629	0	61,629
53 1521 RETIRE CONTRIB-APPR	41,245	39,070	39,070	0	39,070	0	39,070
53 1561 MED INS CONTRIB-APPRO	45,266	49,861	49,861	0	49,861	0	49,861
53 1563 MED INS CONT - UNDESIG	-244	0	0	0	0	0	0
53 1631 WORKERS COMPENSATION	33	379	379	0	379	0	379
53 1651 COMPENSATION TO BOARD ME	705	500	500	0	500	0	500
TOTAL PERSONAL SERVICES	974,464	957,043	1,008,384	0	1,008,384	0	1,008,384
53 2110 LEGAL SERVICES	237,794	335,168	335,168	0	335,168	0	335,168
53 2170 ADMINISTRATIVE SERVICES	8,689	0	0	0	0	0	0
53 2184 JANITORIAL SER AGREEMENT	20	0	0	0	0	0	0
53 2199 MISC CONTRACTUAL SERVICE	131,822	0	0	0	0	0	0
53 2300 REPAIR SERVICES	995	1,710	1,710	0	1,710	0	1,710
53 2400 MAINTENANCE AGREEMENTS	7,335	7,546	7,546	0	7,546	0	7,546
53 2500 RENTAL/LEASES	3,292	4,850	4,850	0	4,850	0	4,850
53 2700 TRAVEL&OTHER EMPLOYEE EX	14,031	17,356	17,356	0	17,356	0	17,356
53 2800 COMMUNICATION&DATA PROC	45,395	47,063	47,063	0	47,063	0	47,063
53 2900 OTHER SERVICES	84	1,660	1,660	0	1,660	0	1,660
TOTAL PURCHASED SERVICES	449,457	415,353	415,353	0	415,353	0	415,353
53 3100 GENERAL ADMIN SUPPLIES	4,117	6,100	6,100	0	6,100	0	6,100
53 3400 FOOD & DIETARY SUPPLIES	0	500	500	0	500	0	500
TOTAL SUPPLIES	4,117	6,600	6,600	0	6,600	0	6,600
53 4500 EQUIPMENT	3,703	14,080	14,080	0	14,080	0	14,080
53 4600 ART,OTHER ARTIFACTS&LIT	517	1,000	1,000	0	1,000	0	1,000
53 4700 INTANGIBLE ASSETS	27,100	32,512	32,512	0	32,512	0	32,512
TOTAL PROPERTY, PLANT & EQUIPMT	31,320	47,592	47,592	0	47,592	0	47,592
53 5100 LEGAL, LICENSE&PERMIT CST	16,543	12,500	12,500	0	12,500	0	12,500
53 5800 OTHER ADMINISTRATIVE EXP	24,243	7,048	7,048	0	7,048	0	7,048
TOTAL OTHER EXPENSES & ADJUSTMEN	40,786	19,548	19,548	0	19,548	0	19,548
53 8010 DEPENDENT CARE-OP TRS	570	0	0	0	0	0	0

FUND DETAIL

4470 -  
 14470 DHHS - Division of Facility Services  
 1711 Plan and Develop Health Care

DESCRIPTION (1)	2001-2002 ACTUAL (2)	CERTIFIED (3)	2002-2003 AUTHORIZED (4)	INCR/DECR (5)	2003-2004 TOTAL (6)	INCR/DECR (7)	2004-2005 TOTAL (8)
REQUIREMENTS							
53 819A TRANS TO B/C 14100 DOA	0	2,208	2,208	0	2,208	0	2,208
53 819Q TRANSFER TO OSBM	15,750	7,200	7,200	0	7,200	0	7,200
53 8990 TRANSFER TO SUBSEQUENT F	10,000	0	0	0	0	0	0
TOTAL INTRAGOVERNMENTAL TRANSACT	26,320	9,408	9,408	0	9,408	0	9,408
TOTAL REQUIREMENTS	1,526,464	1,455,544	1,506,885	0	1,506,885	0	1,506,885
ESTIMATED RECEIPTS							
43 2380 OVERHEAD RECEIPTS	1,471	0	0	0	0	0	0
43 4310 SALE OF PUBLICATIONS	13,177	11,000	11,000	0	11,000	0	11,000
43 5500 FINES,PENAL, ASSESS FEE	27,500	8,000	8,000	0	8,000	0	8,000
43 5900 CON FEES	3,500	0	0	0	0	0	0
43 8930 CARRY FORWARD	70,100	0	0	0	0	0	0
TOTAL RECEIPTS	115,748	19,000	19,000	0	19,000	0	19,000
NET APPROPRIATION	1,410,716	1,436,544	1,487,885	0	1,487,885	0	1,487,885



FUND DETAIL

4470 -  
 14470 DHHS - Division of Facility Services  
 1810 Revenue Clearing Fund

DESCRIPTION (1)	2001-2002 ACTUAL (2)	CERTIFIED (3)	2002-2003 AUTHORIZED (4)	INCR/DECR (5)	2003-2004 TOTAL (6)	INCR/DECR (7)	2004-2005 TOTAL (8)
ESTIMATED RECEIPTS							
43 819S TRANS FROM B/C 43710 DOT	-179,619	0	0	0	0	0	0
53 88FH HRSA-BIOTERRORISM HOSP	-5,326	0	0	0	0	0	0
53 883B MEDICARE	-143,734	0	0	0	0	0	0
53 883C CLIA	-3,871	0	0	0	0	0	0
53 883E EMS - PARTNERSHIP	594	0	0	0	0	0	0
53 886A HSQB - MEDICAID	-61,871	0	0	0	0	0	0
53 886C MEDICAID ADM & TRNG	-39,550	0	0	0	0	0	0
-----							
TOTAL RECEIPTS	-433,377	0	0	0	0	0	0
-----							
NET APPROPRIATION	433,377	0	0	0	0	0	0

FUND DETAIL

4470 -  
 14470 DHHS - Division of Facility Services  
 191A Statewide Reserve

DESCRIPTION (1)	2001-2002 ACTUAL (2)	CERTIFIED (3)	2002-2003 AUTHORIZED (4)	INCR/DECR (5)	2003-2004 TOTAL (6)	INCR/DECR (7)	2004-2005 TOTAL (8)
ESTIMATED RECEIPTS							
43 8042 STATE HEALTH PLAN RESERV	18,809	0	0	0	0	0	0
TOTAL RECEIPTS	18,809	0	0	0	0	0	0
NET APPROPRIATION	-18,809	0	0	0	0	0	0

FUND DETAIL

4470 -  
 14470 DHHS - Division of Facility Services  
 1991 Indirect Reserve

DESCRIPTION (1)	2001-2002 ACTUAL (2)	CERTIFIED (3)	2002-2003 AUTHORIZED (4)	INCR/DECR (5)	2003-2004 TOTAL (6)	INCR/DECR (7)	2004-2005 TOTAL (8)
REQUIREMENTS							
53 7170 REDISTRIBUTED COSTS	-2	0	0	0	0	0	0
TOTAL RESERVES	-2	0	0	0	0	0	0
53 819A TRANS TO B/C 14100 DOA	2,208	0	0	0	0	0	0
TOTAL INTRAGOVERNMENTAL TRANSACT	2,208	0	0	0	0	0	0
TOTAL REQUIREMENTS	2,206	0	0	0	0	0	0
ESTIMATED RECEIPTS							
43 81C1 TRANSFER FROM 14430 - DP	18,125	0	0	0	0	0	0
53 883B MEDICARE	324,394	0	0	0	0	0	0
53 883C CLIA	28,235	0	0	0	0	0	0
53 883E EMS - PARTNERSHIP	3,708	0	0	0	0	0	0
53 886A HSQB - MEDICAID	261,833	0	0	0	0	0	0
53 886C MEDICAID ADM & TRNG	58,208	0	0	0	0	0	0
TOTAL RECEIPTS	694,503	0	0	0	0	0	0
NET APPROPRIATION	-692,297	0	0	0	0	0	0

FUND DETAIL

4470 -  
 14470 DHHS - Division of Facility Services  
 1992 Prior Year Earned Revenue

DESCRIPTION (1)	2001-2002 ACTUAL (2)	CERTIFIED (3)	2002-2003 AUTHORIZED (4)	INCR/DECR (5)	2003-2004 TOTAL (6)	INCR/DECR (7)	2004-2005 TOTAL (8)
REQUIREMENTS							
53 81D1 TRANS TO B/C 14410 CMS	815,026	0	0	0	0	0	0
TOTAL INTRAGOVERNMENTAL TRANSACT	815,026	0	0	0	0	0	0
TOTAL REQUIREMENTS	815,026	0	0	0	0	0	0
ESTIMATED RECEIPTS							
43 2401 PRIVATE GRANT	8,426	0	0	0	0	0	0
43 25XD FEMA-CRIME CNTRL PA-FFP7	32,220	0	0	0	0	0	0
43 81C1 TRANSFER FROM 14430 - DP	4,291	0	0	0	0	0	0
43 819S TRANS FROM B/C 43710 DOT	227,655	0	0	0	0	0	0
53 883B MEDICARE	452,338	0	0	0	0	0	0
53 883C CLIA	962	0	0	0	0	0	0
53 883E EMS - PARTNERSHIP	539	0	0	0	0	0	0
53 886A HSQB - MEDICAID	40,521	0	0	0	0	0	0
53 886C MEDICAID ADM & TRNG	56,490	0	0	0	0	0	0
TOTAL RECEIPTS	823,442	0	0	0	0	0	0
NET APPROPRIATION	-8,416	0	0	0	0	0	0

FUND DETAIL

4470 -  
 14470 DHHS - Division of Facility Services  
 1993 Prior Year Unearned Revenue

DESCRIPTION (1)	2001-2002 ACTUAL (2)	CERTIFIED (3)	2002-2003 AUTHORIZED (4)	INCR/DECR (5)	2003-2004 TOTAL (6)	INCR/DECR (7)	2004-2005 TOTAL (8)
REQUIREMENTS							
53 5600 ASSET & OTHER ADJUSTMENT	1,641,608	0	0	0	0	0	0
TOTAL OTHER EXPENSES & ADJUSTMEN	1,641,608	0	0	0	0	0	0
53 6940 AID TO PLANNING REGIONS	-6,200	0	0	0	0	0	0
TOTAL AID & PUBLIC ASSISTANCE	-6,200	0	0	0	0	0	0
53 7170 REDISTRIBUTED COSTS	1	0	0	0	0	0	0
TOTAL RESERVES	1	0	0	0	0	0	0
53 81D1 TRANS TO B/C 14410 CMS	136,077	0	0	0	0	0	0
TOTAL INTRAGOVERNMENTAL TRANSACT	136,077	0	0	0	0	0	0
TOTAL REQUIREMENTS	1,771,486	0	0	0	0	0	0
ESTIMATED RECEIPTS							
43 7300 INDIRECT(OVERHEAD) COST	1,641,608	0	0	0	0	0	0
43 81C1 TRANSFER FROM 14430 - DP	24,788	0	0	0	0	0	0
53 883B MEDICARE	309,959	0	0	0	0	0	0
53 883C CLIA	27,191	0	0	0	0	0	0
53 883E EMS - PARTNERSHIP	5,675	0	0	0	0	0	0
53 886A HSQB - MEDICAID	291,027	0	0	0	0	0	0
53 886C MEDICAID ADM & TRNG	65,720	0	0	0	0	0	0
TOTAL RECEIPTS	2,365,968	0	0	0	0	0	0

FUND DETAIL

4470 -  
 14470 DHHS - Division of Facility Services  
 1993 Prior Year Unearned Revenue

DESCRIPTION (1)	2001-2002 ACTUAL (2)	CERTIFIED (3)	2002-2003 AUTHORIZED (4)	INCR/DECR (5)	2003-2004 TOTAL (6)	INCR/DECR (7)	2004-2005 TOTAL (8)
NET APPROPRIATION	-594,482	0	0	0	0	0	0

SUMMARY BY FUND

4480 -  
14480 DHHS - Division of Vocational Rehabilitation

DESCRIPTION (1)	2001-2002 ACTUAL (2)	CERTIFIED (3)	2002-2003 AUTHORIZED (4)	INCR/DECR (5)	2003-2004 TOTAL (6)	INCR/DECR (7)	2004-2005 TOTAL (8)
REQUIREMENTS							
1101 MANAGEMENT & SUPPORT SER	4,995,126	6,228,738	6,228,738	257,261	6,485,999	262,310	6,491,048
1102 COUN. & PLACEMENT-STATE	26,789,804	27,020,010	27,020,010	775,451	27,795,461	837,939	27,857,949
1103 COUN. & PLACEMENT 3RD PAR	8,224,149	8,653,231	8,653,231	1,665	8,654,896	7,867	8,661,098
1104 AGENCY OPER. REHAB FACIL	2,414,788	2,469,960	2,469,960	27,602	2,497,562	89,661	2,559,621
1105 CASE SERVICES	57,193,474	55,233,739	55,233,739	955,447	56,189,186	1,969,623	57,203,362
1201 ESTABLISHMENT OF FACILIT	251,018	513,802	513,802	0	513,802	0	513,802
1301 CLIENT ASSISTANCE PROJEC	213,362	256,923	256,923	-1,447	255,476	-1,447	255,476
1302 SUPPORTED EMPLOY PROJECT	830,109	793,337	793,337	0	793,337	0	793,337
1303 ASSISTIVE TECHNOLOGY PRO	1,251,387	1,092,162	1,092,162	15,562	1,107,724	16,994	1,109,156
1305 INDEPENDNT LIVNG PROGRMS	15,429,399	16,057,736	16,057,736	377,722	16,435,458	742,724	16,800,460
1991 INDIRECT RESERVE	144,817	974,603	974,603	0	974,603	0	974,603
TOTAL REQUIREMENTS	117,737,433	119,294,241	119,294,241	2,409,263	121,703,504	3,925,671	123,219,912
ESTIMATED RECEIPTS							
1101 MANAGEMENT & SUPPORT SER	3,174,971	4,267,871	4,267,871	126,439	4,394,310	130,062	4,397,933
1102 COUN. & PLACEMENT-STATE	15,794,585	16,015,861	16,015,861	526,175	16,542,036	573,765	16,589,626
1103 COUN. & PLACEMENT 3RD PAR	8,224,116	8,653,231	8,653,231	1,665	8,654,896	7,867	8,661,098
1104 AGENCY OPER. REHAB FACIL	1,542,652	1,674,653	1,674,653	19,230	1,693,883	64,510	1,739,163
1105 CASE SERVICES	46,306,210	45,763,644	45,763,644	570,401	46,334,045	1,175,865	46,939,509
1201 ESTABLISHMENT OF FACILIT	251,018	513,802	513,802	0	513,802	0	513,802
1301 CLIENT ASSISTANCE PROJEC	213,293	256,923	256,923	-1,447	255,476	-1,447	255,476
1302 SUPPORTED EMPLOY PROJECT	830,109	793,337	793,337	0	793,337	0	793,337
1303 ASSISTIVE TECHNOLOGY PRO	669,644	515,444	515,444	0	515,444	0	515,444
1305 INDEPENDNT LIVNG PROGRMS	411,987	386,334	386,334	0	386,334	0	386,334
191A STATEWIDE RESERVES	128,199	0	0	0	0	0	0
1991 INDIRECT RESERVE	152,816	974,603	974,603	0	974,603	0	974,603
TOTAL RECEIPTS	77,699,600	79,815,703	79,815,703	1,242,463	81,058,166	1,950,622	81,766,325
NET APPROPRIATION	40,037,833	39,478,538	39,478,538	1,166,800	40,645,338	1,975,049	41,453,587

SUMMARY BY ACCOUNT

4480 -

14480 DHHS - Division of Vocational Rehabilitation

DESCRIPTION (1)	2001-2002 ACTUAL (2)	CERTIFIED (3)	2002-2003 AUTHORIZED (4)	INCR/DECR (5)	2003-2004 TOTAL (6)	INCR/DECR (7)	2004-2005 TOTAL (8)
REQUIREMENTS							
53 1213 SPA-REG SALARIES-UNDESIG	33,970,985	35,732,958	35,732,958	0	35,732,958	0	35,732,958
53 1223 TIME LTD. UNDESIGNATED	24,545	0	0	0	0	0	0
53 1452 DUAL EMPL WAGES - RECPTS	4,975	0	0	0	0	0	0
53 1453 DUAL EMPL WAGES - UNDESI	1,275	0	0	0	0	0	0
53 1463 EPA&SPA-LONGVTY PAY-UNDE	681,281	738,693	738,693	-82,844	655,849	-50,392	688,301
53 1512 SOCIAL SEC CONTRIB-RECPT	36	0	0	0	0	0	0
53 1513 SOCIAL SEC CONTRIB-UNDES	2,599,332	2,777,667	2,777,667	6,079	2,783,746	8,562	2,786,229
53 1523 REG RETIRE CONTRIB-UNDES	1,707,803	1,105,092	1,105,092	-2,511	1,102,581	-1,528	1,103,564
53 1563 MED INS CONTRIB-UNDES	2,634,608	3,036,629	3,036,629	10,758	3,047,387	10,758	3,047,387
53 1623 SEVER SLRY CONTINUE-UNDE	99,357	0	0	0	0	0	0
53 1625 ST DISABILITY PMT	72,802	26,000	26,000	0	26,000	0	26,000
53 1631 WRKER COMP-MED PAYMENTS	138,520	31,731	31,731	0	31,731	0	31,731
53 1651 COMPENSATION TO BOARD ME	4,195	3,300	3,300	0	3,300	0	3,300
TOTAL PERSONAL SERVICES	41,939,714	43,452,070	43,452,070	-68,518	43,383,552	-32,600	43,419,470
53 2132 OTHER PROVIDED MED SER	75,478	103,080	103,080	0	103,080	0	103,080
53 2170 ADMIN SERVICES	7,493	2,600	2,600	0	2,600	0	2,600
53 2184 JANITORIAL SER AGREEMENT	116,431	114,182	114,182	0	114,182	0	114,182
53 2185 WASTE REM/RECY SER AGREE	4,724	4,191	4,191	0	4,191	0	4,191
53 2187 PEST CONTROL AGREEMENT	515	1,041	1,041	0	1,041	0	1,041
53 2199 MISC CONTRACTUAL SERVICE	434,335	268,386	268,386	0	268,386	0	268,386
53 2200 UTILITY/ENERGY SERVICES	179,362	159,753	159,753	3,995	163,748	8,147	167,900
53 2300 REPAIR SERVICES	69,231	65,411	65,411	0	65,411	0	65,411
53 2400 MAINTENANCE AGREEMENTS	119,673	191,566	191,566	0	191,566	0	191,566
53 2500 RENTAL/LEASES	2,827,434	2,616,881	2,616,881	502,381	3,119,262	553,294	3,170,175
53 2700 TRAVEL&OTHER EMPLOYEE EX	977,605	1,114,825	1,114,825	0	1,114,825	0	1,114,825
53 2800 COMMUNICATION&DATA PROC	1,485,039	1,033,579	1,033,579	636,737	1,670,316	636,737	1,670,316
53 2900 OTHER SERVICES	526,523	647,175	647,175	-1,482	645,693	-1,482	645,693
TOTAL PURCHASED SERVICES	6,823,843	6,322,670	6,322,670	1,141,631	7,464,301	1,196,696	7,519,366
53 3100 GENERAL ADMIN SUPPLIES	313,092	382,897	382,897	0	382,897	0	382,897
53 3200 FACILITY & HARDWARE SUPP	3,074	4,100	4,100	0	4,100	0	4,100
53 3300 VEHICLE/EQUIP OPER SUPP	12,425	19,226	19,226	8,283	27,509	8,703	27,929
TOTAL SUPPLIES	328,591	406,223	406,223	8,283	414,506	8,703	414,926



SUMMARY BY ACCOUNT

4480 -  
14480 DHHS - Division of Vocational Rehabilitation

DESCRIPTION (1)	2001-2002 ACTUAL (2)	CERTIFIED (3)	2002-2003 AUTHORIZED (4)	INCR/DECR (5)	2003-2004 TOTAL (6)	INCR/DECR (7)	2004-2005 TOTAL (8)
53 4500 EQUIPMENT	306,346	194,759	194,759	19,286	214,045	77,144	271,903
TOTAL PROPERTY, PLANT & EQUIPMT	306,346	194,759	194,759	19,286	214,045	77,144	271,903
53 5200 PENSION PAYMENTS	18,644	12,440	12,440	0	12,440	0	12,440
53 5600 ASSET & OTHER ADJUSTMENT	0	1,050,183	1,050,183	0	1,050,183	0	1,050,183
53 5800 OTHER ADMINISTRATIVE EXP	53,206	57,125	57,125	0	57,125	0	57,125
53 5900 OTHER EXPENSE	50,000	50,000	50,000	0	50,000	0	50,000
TOTAL OTHER EXPENSES & ADJUSTMEN	121,850	1,169,748	1,169,748	0	1,169,748	0	1,169,748
53 6111 MEDICAL	25,709,968	24,468,783	24,468,783	1,082,109	25,550,892	2,212,787	26,681,570
53 6112 NON-MEDICAL	25,333,563	25,348,845	25,348,845	29,728	25,378,573	61,598	25,410,443
53 6113 IL - ATTENDANT CARE	3,406,638	3,774,000	3,774,000	190,587	3,964,587	388,722	4,162,722
53 6114 SUPPORTED EMPLOYMENT	830,109	793,337	793,337	0	793,337	0	793,337
53 6120 CASE SERVICE-GROUP	138,671	156,420	156,420	6,157	162,577	12,621	169,041
53 6131 SHELTERED WORKSHOP PAYME	8,593,373	11,294,098	11,294,098	0	11,294,098	0	11,294,098
53 6132 IL-CONTRACT-CLIENT SERVI	121,142	97,721	97,721	0	97,721	0	97,721
53 6188 CASE SERVICE - OTHER	5,151	0	0	0	0	0	0
53 6993 OTHER AID & GRANTS-UCP	95,312	95,312	95,312	0	95,312	0	95,312
53 6994 OTHER AID & GRANTS-EASTE	155,706	155,706	155,706	0	155,706	0	155,706
TOTAL AID & PUBLIC ASSISTANCE	64,389,633	66,184,222	66,184,222	1,308,581	67,492,803	2,675,728	68,859,950
53 7110 RESERVES & OTHER DISTRIB	0	31,377	31,377	0	31,377	0	31,377
53 7111 RESERVE FOR ACCESS	0	133,651	133,651	0	133,651	0	133,651
53 7115 RESERVE - AMERICORP GRAN	0	652	652	0	652	0	652
53 719A UNCOMMITTED BASIC SUPP	0	171,627	171,627	0	171,627	0	171,627
TOTAL RESERVES	0	337,307	337,307	0	337,307	0	337,307
53 8010 DEPENDENT CARE-OP TFR	18,850	0	0	0	0	0	0
53 8021 WORK COMP OP TRANS-1 QTR	0	1,000	1,000	0	1,000	0	1,000
53 8022 WORK COMP OP TRANS-2 QTR	0	1,000	1,000	0	1,000	0	1,000
53 8023 WORK COMP OP TRANS-3 QTR	0	1,000	1,000	0	1,000	0	1,000
53 8024 WOR COMP OP TRANS-4 QTR	0	1,000	1,000	0	1,000	0	1,000
53 81D1 TRANSFER TO B/C 14410 CM	37,019	37,019	37,019	0	37,019	0	37,019

SUMMARY BY ACCOUNT

4480 -

14480 DHHS - Division of Vocational Rehabilitation

DESCRIPTION (1)	2001-2002		2002-2003		2003-2004		2004-2005
	ACTUAL (2)	CERTIFIED (3)	AUTHORIZED (4)	INCR/DECR (5)	TOTAL (6)	INCR/DECR (7)	TOTAL (8)
53 81N1 TRANSFER TO B/C 14480 DV	14,736	785,204	785,204	0	785,204	0	785,204
53 8102 TRANSFER TO SPECIAL REVE	0	262,784	262,784	0	262,784	0	262,784
53 819A TRANS TO 14100-DOA	340,256	138,235	138,235	0	138,235	0	138,235
53 8991 TRANSFER TO SUBSEQUENT F	3,416,595	0	0	0	0	0	0
-----							
TOTAL INTRAGOVERNMENTAL TRANSACT	3,827,456	1,227,242	1,227,242	0	1,227,242	0	1,227,242
-----							
TOTAL REQUIREMENTS	117,737,433	119,294,241	119,294,241	2,409,263	121,703,504	3,925,671	123,219,912
-----							

ESTIMATED RECEIPTS

43 2211 LOCAL FUNDS	2,151,832	1,971,094	1,971,094	2,456	1,973,550	2,456	1,973,550
43 2996 PROVIDER MATCH	62,755	62,755	62,755	0	62,755	0	62,755
43 4320 SALE OF SURPLUS PROPERTY	2,063	8,000	8,000	500	8,500	3,500	11,500
43 7300 INDIRECT(OVERHD) COST RE	0	1,045,459	1,045,459	0	1,045,459	0	1,045,459
43 7990 OTHER MISC REV-PROGRAM	11,005	21,750	21,750	0	21,750	0	21,750
43 7992 IMP/PETTY CASH RE-DEPOSI	50,000	50,000	50,000	0	50,000	0	50,000
43 7994 RETURNED CHECK FEE	25	0	0	0	0	0	0
43 8042 STATEWIDE RESERVES	128,199	0	0	0	0	0	0
43 81B1 TRNSF FROM B/C 24481 DD	61,816	0	0	0	0	0	0
43 81C1 TRF FROM B/C 14430 DPH	62,503	1,200	1,200	0	1,200	0	1,200
43 81G1 TRF FROM B/C 14424 OES	18,200	18,200	18,200	0	18,200	0	18,200
43 81N1 TRF FROM B/C 14480 DVR	14,736	0	0	0	0	0	0
43 81P1 TRF FROM B/C 14460 DMH	4,045,066	15,750	15,750	0	15,750	0	15,750
43 8101 TRANSFER FEDERAL INDIREC	0	716,104	716,104	0	716,104	0	716,104
43 8112 INTER-AGENCY-ACCESS-DOT	0	210,989	210,989	0	210,989	0	210,989
43 8121 INTER-AGENCY FUNDS - DDS	0	183,674	183,674	0	183,674	0	183,674
43 8123 INTER-AGENCY FUNDS-DSB	0	70,430	70,430	0	70,430	0	70,430
43 8125 INTER-AGENCY-COMMERCE	0	9,359	9,359	0	9,359	0	9,359
43 8127 INTER-AGENCY-DPH-MCH	0	80,000	80,000	0	80,000	0	80,000
43 819A TRF FR DOA B/C 14100 ADM	452,374	87,190	87,190	0	87,190	0	87,190
43 819C TRF FROM B/C 14500 CORR	69,449	69,499	69,499	0	69,499	0	69,499
53 8220 REIMBURSEMENT-DUAL EMPLO	7,229	0	0	0	0	0	0
53 8320 SOCIAL SECURITY ADMINIST	2,857,537	3,605,243	3,605,243	0	3,605,243	0	3,605,243
53 8342 DISABILITY BENEFITS-PRIO	0	29,961	29,961	0	29,961	0	29,961

SUMMARY BY ACCOUNT

4480 -

14480 DHHS - Division of Vocational Rehabilitation

DESCRIPTION (1)	2001-2002 ACTUAL (2)	CERTIFIED (3)	2002-2003 AUTHORIZED (4)	INCR/DECR (5)	2003-2004 TOTAL (6)	INCR/DECR (7)	2004-2005 TOTAL (8)
53 8343 HOSPITALIZATION CONTRIBU	0	3,031	3,031	0	3,031	0	3,031
53 8344 REIMBURSEMENT FROM DMA	7,618,431	6,652,150	6,652,150	0	6,652,150	0	6,652,150
53 8345 CASE SERVICE-PRIOR YEAR	917,825	510,000	510,000	0	510,000	0	510,000
53 887Q SOCIAL SERVICES BLOCK GR	188,263	188,263	188,263	0	188,263	0	188,263
53 889A BASIC SUPPORT PROGRAM	56,450,635	61,679,912	61,679,912	1,240,954	62,920,866	1,946,113	63,626,025
53 889B CLIENT ASSISTANCE PROGRA	213,293	256,923	256,923	-1,447	255,476	-1,447	255,476
53 889C INDEPENDENT LIVING-PARTB	385,915	376,334	376,334	0	376,334	0	376,334
53 889D SUPPORTED EMPLOYMENT	830,109	793,337	793,337	0	793,337	0	793,337
53 889E ASSISTIVE TECHNOLOGY PRO	574,283	388,335	388,335	0	388,335	0	388,335
53 889F IN-SERVICE TRAINING PROG	168,901	168,611	168,611	0	168,611	0	168,611
53 889H ALLIANCE EMPLOYMT ENHANC	177,423	242,150	242,150	0	242,150	0	242,150
53 889J MAKING EMP NEW SUCCESS	160,210	300,000	300,000	0	300,000	0	300,000
43 8991 PRIOR YEAR ENCUMBRANCE	19,523	0	0	0	0	0	0
-----							
TOTAL RECEIPTS	77,699,600	79,815,703	79,815,703	1,242,463	81,058,166	1,950,622	81,766,325
-----							
NET APPROPRIATION	40,037,833	39,478,538	39,478,538	1,166,800	40,645,338	1,975,049	41,453,587

POSITION COUNTS  
SUMMARY BY FUND

4480 -  
14480 DHHS - Division of Vocational Rehabilitation

DESCRIPTION (1)	2001-2002 ACTUAL (2)	CERTIFIED (3)	2002-2003 AUTHORIZED (4)	INCR/DECR (5)	2003-2004 TOTAL (6)	INCR/DECR (7)	2004-2005 TOTAL (8)
REQUIREMENTS							
1101 MANAGEMENT & SUPPORT SER	84.50	79.50	79.50	.00	79.50	.00	79.50
1102 COUN. & PLACEMENT-STATE	559.25	545.75	545.75	.00	545.75	.00	545.75
1103 COUN. & PLACEMNT 3RD PAR	205.50	205.50	205.50	.00	205.50	.00	205.50
1104 AGENCY OPER. REHAB FACIL	62.75	59.75	59.75	.00	59.75	.00	59.75
1301 CLIENT ASSISTANCE PROJEC	4.00	4.00	4.00	.00	4.00	.00	4.00
1303 ASSISTIVE TECHNOLOGY PRO	18.00	17.50	17.50	.00	17.50	.00	17.50
1305 INDEPENDNT LIVNG PROGRMS	131.00	128.00	128.00	.00	128.00	.00	128.00
TOTAL REQUIREMENTS	1,065.00	1,040.00	1,040.00	.00	1,040.00	.00	1,040.00

POSITION COUNTS  
SUMMARY BY ACCOUNT

4480 -  
14480 DHHS - Division of Vocational Rehabilitation

DESCRIPTION (1)	2001-2002 ACTUAL (2)	CERTIFIED (3)	2002-2003 AUTHORIZED (4)	INCR/DECR (5)	2003-2004 TOTAL (6)	INCR/DECR (7)	2004-2005 TOTAL (8)
REQUIREMENTS							
53 1213 SPA-REG SALARIES-UNDESIG	1,065.00	1,040.00	1,040.00	.00	1,040.00	.00	1,040.00
TOTAL REQUIREMENTS	1,065.00	1,040.00	1,040.00	.00	1,040.00	.00	1,040.00

FUND DETAIL

4480 -  
 14480 DHHS - Division of Vocational Rehabilitation  
 1101 Management and Support Services

DESCRIPTION (1)	2001-2002 ACTUAL (2)	CERTIFIED (3)	2002-2003 AUTHORIZED (4)	INCR/DECR (5)	2003-2004 TOTAL (6)	INCR/DECR (7)	2004-2005 TOTAL (8)
REQUIREMENTS							
53 1213 SPA-REG SALARIES-UNDESIG	3,428,283	3,644,568	3,644,568	0	3,644,568	0	3,644,568
53 1463 EPA&SPA-LONGVTY PAY-UNDE	98,105	101,166	101,166	-19,356	81,810	-14,852	86,314
53 1512 SOCIAL SEC CONTRIB-RECPT	36	0	0	0	0	0	0
53 1513 SOCIAL SEC CONTRIB-UNDES	267,566	283,054	283,054	2,014	285,068	2,358	285,412
53 1523 REG RETIRE CONTRIB-UNDES	174,716	113,496	113,496	-586	112,910	-450	113,046
53 1563 MED INS CONTRIB-UNDES	198,604	231,143	231,143	564	231,707	564	231,707
53 1623 SEVER SLRY CONTINUE-UNDE	99,357	0	0	0	0	0	0
53 1631 WRKER COMP-MED PAYMENTS	17,901	46	46	0	46	0	46
53 1651 COMPENSATION TO BOARD ME	1,471	1,500	1,500	0	1,500	0	1,500
TOTAL PERSONAL SERVICES	4,286,039	4,374,973	4,374,973	-17,364	4,357,609	-12,380	4,362,593
53 2184 JANITORIAL SER AGREEMENT	0	1,021	1,021	0	1,021	0	1,021
53 2185 WASTE REM/RECY SER AGREE	181	0	0	0	0	0	0
53 2199 MISC CONTRACTUAL SERVICE	25,067	22,200	22,200	0	22,200	0	22,200
53 2300 REPAIR SERVICES	1,368	11,218	11,218	0	11,218	0	11,218
53 2400 MAINTENANCE AGREEMENTS	895	69,851	69,851	0	69,851	0	69,851
53 2500 RENTAL/LEASES	39,706	52,507	52,507	0	52,507	0	52,507
53 2700 TRAVEL&OTHER EMPLOYEE EX	92,732	102,982	102,982	0	102,982	0	102,982
53 2800 COMMUNICATION&DATA PROC	412,997	297,195	297,195	273,797	570,992	273,797	570,992
53 2900 OTHER SERVICES	25,992	30,572	30,572	0	30,572	0	30,572
TOTAL PURCHASED SERVICES	598,938	587,546	587,546	273,797	861,343	273,797	861,343
53 3100 GENERAL ADMIN SUPPLIES	30,965	29,462	29,462	0	29,462	0	29,462
53 3300 VEHICLE/EQUIP OPER SUPP	476	1,467	1,467	828	2,295	893	2,360
TOTAL SUPPLIES	31,441	30,929	30,929	828	31,757	893	31,822
53 4500 EQUIPMENT	19,542	4,153	4,153	0	4,153	0	4,153
TOTAL PROPERTY, PLANT & EQUIPMT	19,542	4,153	4,153	0	4,153	0	4,153
53 5600 ASSET & OTHER ADJUSTMENT	0	1,033,997	1,033,997	0	1,033,997	0	1,033,997
53 5800 OTHER ADMINISTRATIVE EXP	6,149	14,040	14,040	0	14,040	0	14,040
53 5900 OTHER EXPENSE	50,000	50,000	50,000	0	50,000	0	50,000
TOTAL OTHER EXPENSES & ADJUSTMEN	56,149	1,098,037	1,098,037	0	1,098,037	0	1,098,037
53 719A UNCOMMITTED BASIC SUPP	0	133,100	133,100	0	133,100	0	133,100
TOTAL RESERVES	0	133,100	133,100	0	133,100	0	133,100

FUND DETAIL

4480 -  
 14480 DHHS - Division of Vocational Rehabilitation  
 1101 Management and Support Services

DESCRIPTION (1)	2001-2002 ACTUAL (2)	CERTIFIED (3)	2002-2003 AUTHORIZED (4)	INCR/DECR (5)	2003-2004 TOTAL (6)	INCR/DECR (7)	2004-2005 TOTAL (8)
REQUIREMENTS							
53 8010 DEPENDENT CARE-OP TFR	3,017	0	0	0	0	0	0
TOTAL INTRAGOVERNMENTAL TRANSACT	3,017	0	0	0	0	0	0
TOTAL REQUIREMENTS	4,995,126	6,228,738	6,228,738	257,261	6,485,999	262,310	6,491,048
ESTIMATED RECEIPTS							
43 4320 SALE OF SURPLUS PROPERTY	0	1,000	1,000	0	1,000	0	1,000
43 7300 INDIRECT(OVERHD) COST RE	0	1,033,997	1,033,997	0	1,033,997	0	1,033,997
43 7992 IMP/PETTY CASH RE-DEPOSI	50,000	50,000	50,000	0	50,000	0	50,000
43 7994 RETURNED CHECK FEE	25	0	0	0	0	0	0
53 889A BASIC SUPPORT PROGRAM	3,124,946	3,182,874	3,182,874	126,439	3,309,313	130,062	3,312,936
TOTAL RECEIPTS	3,174,971	4,267,871	4,267,871	126,439	4,394,310	130,062	4,397,933
NET APPROPRIATION	1,820,155	1,960,867	1,960,867	130,822	2,091,689	132,248	2,093,115

FUND DETAIL

4480 -  
 14480 DHHS - Division of Vocational Rehabilitation  
 1102 Counseling and Placement - State

DESCRIPTION (1)	2001-2002 ACTUAL (2)	CERTIFIED (3)	2002-2003 AUTHORIZED (4)	INCR/DECR (5)	2003-2004 TOTAL (6)	INCR/DECR (7)	2004-2005 TOTAL (8)
REQUIREMENTS							
53 1213 SPA-REG SALARIES-UNDESIG	17,960,849	18,607,619	18,607,619	0	18,607,619	0	18,607,619
53 1223 TIME LTD. UNDESIGNATED	24,545	0	0	0	0	0	0
53 1452 DUAL EMPL WAGES - RECPTS	4,975	0	0	0	0	0	0
53 1453 DUAL EMPL WAGES - UNDESI	1,275	0	0	0	0	0	0
53 1463 EPA&SPA-LONGVTY PAY-UNDE	369,436	418,801	418,801	-48,309	370,492	-33,140	385,661
53 1513 SOCIAL SEC CONTRIB-UNDES	1,376,175	1,453,951	1,453,951	-2,126	1,451,825	-965	1,452,986
53 1523 REG RETIRE CONTRIB-UNDES	902,040	576,501	576,501	-1,464	575,037	-1,004	575,497
53 1563 MED INS CONTRIB-UNDES	1,386,253	1,597,524	1,597,524	961	1,598,485	961	1,598,485
53 1625 ST DISABILITY PMT	28,684	0	0	0	0	0	0
53 1631 WRKER COMP-MED PAYMENTS	99,161	31,285	31,285	0	31,285	0	31,285
TOTAL PERSONAL SERVICES	22,153,393	22,685,681	22,685,681	-50,938	22,634,743	-34,148	22,651,533
53 2132 OTHER PROVIDED MED SER	75,478	103,080	103,080	0	103,080	0	103,080
53 2170 ADMIN SERVICES	4,483	2,600	2,600	0	2,600	0	2,600
53 2184 JANITORIAL SER AGREEMENT	84,043	87,094	87,094	0	87,094	0	87,094
53 2185 WASTE REM/RECY SER AGREE	1,423	2,102	2,102	0	2,102	0	2,102
53 2187 PEST CONTROL AGREEMENT	55	204	204	0	204	0	204
53 2199 MISC CONTRACTUAL SERVICE	202,752	126,036	126,036	0	126,036	0	126,036
53 2200 UTILITY/ENERGY SERVICES	93,944	72,904	72,904	1,823	74,727	3,718	76,622
53 2300 REPAIR SERVICES	11,677	9,604	9,604	0	9,604	0	9,604
53 2400 MAINTENANCE AGREEMENTS	75,847	84,791	84,791	0	84,791	0	84,791
53 2500 RENTAL/LEASES	1,910,734	1,814,351	1,814,351	460,576	2,274,927	504,329	2,318,680
53 2700 TRAVEL&OTHER EMPLOYEE EX	480,609	565,849	565,849	0	565,849	0	565,849
53 2800 COMMUNICATION&DATA PROC	784,540	475,619	475,619	362,940	838,559	362,940	838,559
53 2900 OTHER SERVICES	357,675	426,629	426,629	0	426,629	0	426,629
TOTAL PURCHASED SERVICES	4,083,260	3,770,863	3,770,863	825,339	4,596,202	870,987	4,641,850
53 3100 GENERAL ADMIN SUPPLIES	102,762	179,509	179,509	0	179,509	0	179,509
53 3300 VEHICLE/EQUIP OPER SUPP	946	1,571	1,571	1,050	2,621	1,100	2,671
TOTAL SUPPLIES	103,708	181,080	181,080	1,050	182,130	1,100	182,180
53 4500 EQUIPMENT	133,437	100,982	100,982	0	100,982	0	100,982
TOTAL PROPERTY, PLANT & EQUIPMT	133,437	100,982	100,982	0	100,982	0	100,982
53 5200 PENSION PAYMENTS	18,644	9,000	9,000	0	9,000	0	9,000
53 5600 ASSET & OTHER ADJUSTMENT	0	9,491	9,491	0	9,491	0	9,491
53 5800 OTHER ADMINISTRATIVE EXP	18,636	26,142	26,142	0	26,142	0	26,142



FUND DETAIL

4480 -  
 14480 DHHS - Division of Vocational Rehabilitation  
 1102 Counseling and Placement - State

DESCRIPTION (1)	2001-2002 ACTUAL (2)	CERTIFIED (3)	2002-2003 AUTHORIZED (4)	INCR/DECR (5)	2003-2004 TOTAL (6)	INCR/DECR (7)	2004-2005 TOTAL (8)
REQUIREMENTS							
TOTAL OTHER EXPENSES & ADJUSTMEN	37,280	44,633	44,633	0	44,633	0	44,633
53 6111 MEDICAL	8,171	25,000	25,000	0	25,000	0	25,000
53 6112 NON-MEDICAL	13,165	25,000	25,000	0	25,000	0	25,000
TOTAL AID & PUBLIC ASSISTANCE	21,336	50,000	50,000	0	50,000	0	50,000
53 7110 RESERVES & OTHER DISTRIB	0	9,941	9,941	0	9,941	0	9,941
53 7111 RESERVE FOR ACCESS	0	133,651	133,651	0	133,651	0	133,651
53 7115 RESERVE - AMERICORP GRAN	0	652	652	0	652	0	652
53 719A UNCOMMITTED BASIC SUPP	0	38,527	38,527	0	38,527	0	38,527
TOTAL RESERVES	0	182,771	182,771	0	182,771	0	182,771
53 8010 DEPENDENT CARE-OP TFR	10,196	0	0	0	0	0	0
53 8021 WORK COMP OP TRANS-1 QTR	0	1,000	1,000	0	1,000	0	1,000
53 8022 WORK COMP OP TRANS-2 QTR	0	1,000	1,000	0	1,000	0	1,000
53 8023 WORK COMP OP TRANS-3 QTR	0	1,000	1,000	0	1,000	0	1,000
53 8024 WOR COMP OP TRANS-4 QTR	0	1,000	1,000	0	1,000	0	1,000
53 819A TRANS TO 14100-DOA	247,194	0	0	0	0	0	0
TOTAL INTRAGOVERNMENTAL TRANSACT	257,390	4,000	4,000	0	4,000	0	4,000
TOTAL REQUIREMENTS	26,789,804	27,020,010	27,020,010	775,451	27,795,461	837,939	27,857,949

ESTIMATED RECEIPTS

43 2211 LOCAL FUNDS	126,541	121,183	121,183	0	121,183	0	121,183
43 4320 SALE OF SURPLUS PROPERTY	2,063	1,000	1,000	0	1,000	0	1,000
43 7300 INDIRECT(OVERHD) COST RE	0	4,767	4,767	0	4,767	0	4,767
43 81N1 TRF FROM B/C 14480 DVR	14,736	0	0	0	0	0	0
43 81P1 TRF FROM B/C 14460 DMH	323,941	15,750	15,750	0	15,750	0	15,750
43 8101 TRANSFER FEDERAL INDIRECT	0	35,755	35,755	0	35,755	0	35,755
43 8112 INTER-AGENCY-ACCESS-DOT	0	210,989	210,989	0	210,989	0	210,989
43 819A TRF FR DOA B/C 14100 ADM	452,374	87,190	87,190	0	87,190	0	87,190
53 8220 REIMBURSEMENT-DUAL EMPLO	7,229	0	0	0	0	0	0
53 8342 DISABILITY BENEFITS-PRIO	0	18,174	18,174	0	18,174	0	18,174
53 8343 HOSPITALIZATION CONTRIBU	0	2,383	2,383	0	2,383	0	2,383

FUND DETAIL

4480 -  
 14480 DHHS - Division of Vocational Rehabilitation  
 1102 Counseling and Placement - State

DESCRIPTION (1)	2001-2002 ACTUAL (2)	CERTIFIED (3)	2002-2003 AUTHORIZED (4)	INCR/DECR (5)	2003-2004 TOTAL (6)	INCR/DECR (7)	2004-2005 TOTAL (8)
ESTIMATED RECEIPTS							
53 889A BASIC SUPPORT PROGRAM	14,341,644	14,812,676	14,812,676	526,175	15,338,851	573,765	15,386,441
53 889F IN-SERVICE TRAINING PROG	168,901	168,611	168,611	0	168,611	0	168,611
53 889H ALLIANCE EMPLOYMT ENHANC	177,423	237,383	237,383	0	237,383	0	237,383
53 889J MAKING EMP NEW SUCCESS	160,210	300,000	300,000	0	300,000	0	300,000
43 8991 PRIOR YEAR ENCUMBRANCE	19,523	0	0	0	0	0	0
TOTAL RECEIPTS	15,794,585	16,015,861	16,015,861	526,175	16,542,036	573,765	16,589,626
NET APPROPRIATION	10,995,219	11,004,149	11,004,149	249,276	11,253,425	264,174	11,268,323

FUND DETAIL

4480 -  
 14480 DHHS - Division of Vocational Rehabilitation  
 1103 Counseling and Placement - Third Party

DESCRIPTION (1)	2001-2002 ACTUAL (2)	CERTIFIED (3)	2002-2003 AUTHORIZED (4)	INCR/DECR (5)	2003-2004 TOTAL (6)	INCR/DECR (7)	2004-2005 TOTAL (8)
REQUIREMENTS							
53 1213 SPA-REG SALARIES-UNDESIG	5,952,637	6,504,252	6,504,252	0	6,504,252	0	6,504,252
53 1463 EPA&SPA-LONGVTY PAY-UNDE	99,468	103,815	103,815	-9,071	94,744	-3,632	100,183
53 1513 SOCIAL SEC CONTRIB-UNDES	452,449	499,513	499,513	5,310	504,823	5,726	505,239
53 1523 REG RETIRE CONTRIB-UNDES	298,303	200,224	200,224	-275	199,949	-110	200,114
53 1563 MED INS CONTRIB-UNDES	518,705	601,606	601,606	5,525	607,131	5,525	607,131
53 1625 ST DISABILITY PMT	27,901	26,000	26,000	0	26,000	0	26,000
53 1631 WRKER COMP-MED PAYMENTS	18,163	0	0	0	0	0	0
TOTAL PERSONAL SERVICES	7,367,626	7,935,410	7,935,410	1,489	7,936,899	7,509	7,942,919
53 2170 ADMIN SERVICES	1,130	0	0	0	0	0	0
53 2184 JANITORIAL SER AGREEMENT	6,809	4,489	4,489	0	4,489	0	4,489
53 2199 MISC CONTRACTUAL SERVICE	8,761	0	0	0	0	0	0
53 2200 UTILITY/ENERGY SERVICES	11,428	7,028	7,028	176	7,204	358	7,386
53 2300 REPAIR SERVICES	4,030	528	528	0	528	0	528
53 2400 MAINTENANCE AGREEMENTS	16,459	10,134	10,134	0	10,134	0	10,134
53 2500 RENTAL/LEASES	372,724	214,584	214,584	0	214,584	0	214,584
53 2700 TRAVEL&OTHER EMPLOYEE EX	147,658	185,466	185,466	0	185,466	0	185,466
53 2800 COMMUNICATION&DATA PROC	155,839	115,980	115,980	0	115,980	0	115,980
53 2900 OTHER SERVICES	53,044	90,056	90,056	0	90,056	0	90,056
TOTAL PURCHASED SERVICES	777,882	628,265	628,265	176	628,441	358	628,623
53 3100 GENERAL ADMIN SUPPLIES	59,559	59,638	59,638	0	59,638	0	59,638
53 3300 VEHICLE/EQUIP OPER SUPP	0	500	500	0	500	0	500
TOTAL SUPPLIES	59,559	60,138	60,138	0	60,138	0	60,138
53 4500 EQUIPMENT	4,728	22,378	22,378	0	22,378	0	22,378
TOTAL PROPERTY, PLANT & EQUIPMT	4,728	22,378	22,378	0	22,378	0	22,378
53 5200 PENSION PAYMENTS	0	3,440	3,440	0	3,440	0	3,440
53 5800 OTHER ADMINISTRATIVE EXP	12,238	3,600	3,600	0	3,600	0	3,600
TOTAL OTHER EXPENSES & ADJUSTMEN	12,238	7,040	7,040	0	7,040	0	7,040
53 8010 DEPENDENT CARE-OP TFR	2,116	0	0	0	0	0	0
TOTAL INTRAGOVERNMENTAL TRANSACT	2,116	0	0	0	0	0	0

FUND DETAIL

4480 -  
 14480 DHHS - Division of Vocational Rehabilitation  
 1103 Counseling and Placement - Third Party

DESCRIPTION (1)	2001-2002 ACTUAL (2)	CERTIFIED (3)	2002-2003 AUTHORIZED (4)	INCR/DECR (5)	2003-2004 TOTAL (6)	INCR/DECR (7)	2004-2005 TOTAL (8)
-----							
TOTAL REQUIREMENTS	8,224,149	8,653,231	8,653,231	1,665	8,654,896	7,867	8,661,098
-----							
ESTIMATED RECEIPTS							
-----							
43 2211 LOCAL FUNDS	1,954,809	1,825,752	1,825,752	2,456	1,828,208	2,456	1,828,208
43 4320 SALE OF SURPLUS PROPERTY	0	500	500	0	500	0	500
43 819C TRF FROM B/C 14500 CORR	69,449	69,499	69,499	0	69,499	0	69,499
53 8342 DISABILITY BENEFITS-PRIO	0	11,787	11,787	0	11,787	0	11,787
53 8343 HOSPITALIZATION CONTRIBU	0	648	648	0	648	0	648
53 889A BASIC SUPPORT PROGRAM	6,199,858	6,745,045	6,745,045	-791	6,744,254	5,411	6,750,456
-----							
TOTAL RECEIPTS	8,224,116	8,653,231	8,653,231	1,665	8,654,896	7,867	8,661,098
-----							
NET APPROPRIATION	33	0	0	0	0	0	0

FUND DETAIL

4480 -  
 14480 DHHS - Division of Vocational Rehabilitation  
 1104 Agency Operated Rehabilitation Facility

DESCRIPTION (1)	2001-2002 ACTUAL (2)	CERTIFIED (3)	2002-2003 AUTHORIZED (4)	INCR/DECR (5)	2003-2004 TOTAL (6)	INCR/DECR (7)	2004-2005 TOTAL (8)
REQUIREMENTS							
53 1213 SPA-REG SALARIES-UNDESIG	1,776,750	1,824,179	1,824,179	0	1,824,179	0	1,824,179
53 1463 EPA&SPA-LONGVTY PAY-UNDE	36,325	39,852	39,852	-3,571	36,281	-1,601	38,251
53 1513 SOCIAL SEC CONTRIB-UNDES	136,069	142,591	142,591	-266	142,325	-115	142,476
53 1523 REG RETIRE CONTRIB-UNDES	88,489	56,480	56,480	-108	56,372	-49	56,431
53 1563 MED INS CONTRIB-UNDES	154,944	171,774	171,774	4,206	175,980	4,206	175,980
53 1625 ST DISABILITY PMT	3,191	0	0	0	0	0	0
53 1631 WRKER COMP-MED PAYMENTS	2,660	400	400	0	400	0	400
TOTAL PERSONAL SERVICES	2,198,428	2,235,276	2,235,276	261	2,235,537	2,441	2,237,717
53 2170 ADMIN SERVICES	1,246	0	0	0	0	0	0
53 2184 JANITORIAL SER AGREEMENT	5,111	4,200	4,200	0	4,200	0	4,200
53 2185 WASTE REM/RECY SER AGREE	3,098	2,089	2,089	0	2,089	0	2,089
53 2187 PEST CONTROL AGREEMENT	460	770	770	0	770	0	770
53 2199 MISC CONTRACTUAL SERVICE	119	0	0	0	0	0	0
53 2200 UTILITY/ENERGY SERVICES	63,557	66,000	66,000	1,650	67,650	3,366	69,366
53 2300 REPAIR SERVICES	46,771	39,009	39,009	0	39,009	0	39,009
53 2400 MAINTENANCE AGREEMENTS	11,884	7,121	7,121	0	7,121	0	7,121
53 2500 RENTAL/LEASES	660	950	950	0	950	0	950
53 2700 TRAVEL&OTHER EMPLOYEE EX	6,388	7,988	7,988	0	7,988	0	7,988
53 2800 COMMUNICATION&DATA PROC	12,118	30,466	30,466	0	30,466	0	30,466
53 2900 OTHER SERVICES	23,351	24,590	24,590	0	24,590	0	24,590
TOTAL PURCHASED SERVICES	174,763	183,183	183,183	1,650	184,833	3,366	186,549
53 3100 GENERAL ADMIN SUPPLIES	11,399	14,665	14,665	0	14,665	0	14,665
53 3200 FACILITY & HARDWARE SUPP	3,074	4,100	4,100	0	4,100	0	4,100
53 3300 VEHICLE/EQUIP OPER SUPP	11,003	15,688	15,688	6,405	22,093	6,710	22,398
TOTAL SUPPLIES	25,476	34,453	34,453	6,405	40,858	6,710	41,163
53 4500 EQUIPMENT	3,231	8,208	8,208	19,286	27,494	77,144	85,352
TOTAL PROPERTY, PLANT & EQUIPMT	3,231	8,208	8,208	19,286	27,494	77,144	85,352
53 5800 OTHER ADMINISTRATIVE EXP	12,328	8,840	8,840	0	8,840	0	8,840
TOTAL OTHER EXPENSES & ADJUSTMEN	12,328	8,840	8,840	0	8,840	0	8,840
53 8010 DEPENDENT CARE-OP TFR	562	0	0	0	0	0	0
TOTAL INTRAGOVERNMENTAL TRANSACT	562	0	0	0	0	0	0

FUND DETAIL

4480 -  
 14480 DHHS - Division of Vocational Rehabilitation  
 1104 Agency Operated Rehabilitation Facility

DESCRIPTION (1)	2001-2002 ACTUAL (2)	CERTIFIED (3)	2002-2003 AUTHORIZED (4)	INCR/DECR (5)	2003-2004 TOTAL (6)	INCR/DECR (7)	2004-2005 TOTAL (8)
-----							
TOTAL REQUIREMENTS	2,414,788	2,469,960	2,469,960	27,602	2,497,562	89,661	2,559,621
-----							
ESTIMATED RECEIPTS							
-----							
43 4320 SALE OF SURPLUS PROPERTY	0	5,500	5,500	500	6,000	3,500	9,000
53 889A BASIC SUPPORT PROGRAM	1,542,652	1,669,153	1,669,153	18,730	1,687,883	61,010	1,730,163
-----							
TOTAL RECEIPTS	1,542,652	1,674,653	1,674,653	19,230	1,693,883	64,510	1,739,163
-----							
NET APPROPRIATION	872,136	795,307	795,307	8,372	803,679	25,151	820,458

FUND DETAIL

4480 -  
 14480 DHHS - Division of Vocational Rehabilitation  
 1105 Case Services

DESCRIPTION (1)	2001-2002 ACTUAL (2)	CERTIFIED (3)	2002-2003 AUTHORIZED (4)	INCR/DECR (5)	2003-2004 TOTAL (6)	INCR/DECR (7)	2004-2005 TOTAL (8)
REQUIREMENTS							
53 6111 MEDICAL	23,180,791	21,524,551	21,524,551	938,045	22,462,596	1,932,891	23,457,442
53 6112 NON-MEDICAL	21,854,461	22,261,170	22,261,170	11,245	22,272,415	24,111	22,285,281
53 6113 IL - ATTENDANT CARE	7,553	0	0	0	0	0	0
53 6120 CASE SERVICE-GROUP	135,550	153,920	153,920	6,157	160,077	12,621	166,541
53 6131 SHELTERED WORKSHOP PAYME	8,593,373	11,294,098	11,294,098	0	11,294,098	0	11,294,098
53 6188 CASE SERVICE - OTHER	5,151	0	0	0	0	0	0
TOTAL AID & PUBLIC ASSISTANCE	53,776,879	55,233,739	55,233,739	955,447	56,189,186	1,969,623	57,203,362
53 8991 TRANSFER TO SUBSEQUENT F	3,416,595	0	0	0	0	0	0
TOTAL INTRAGOVERNMENTAL TRANSACT	3,416,595	0	0	0	0	0	0
TOTAL REQUIREMENTS	57,193,474	55,233,739	55,233,739	955,447	56,189,186	1,969,623	57,203,362
ESTIMATED RECEIPTS							
43 2211 LOCAL FUNDS	48,599	0	0	0	0	0	0
43 7990 OTHER MISC REV-PROGRAM	30	0	0	0	0	0	0
43 81G1 TRF FROM B/C 14424 OES	18,200	18,200	18,200	0	18,200	0	18,200
43 81P1 TRF FROM B/C 14460 DMH	3,630,125	0	0	0	0	0	0
43 8101 TRANSFER FEDERAL INDIRECT	0	680,349	680,349	0	680,349	0	680,349
53 8320 SOCIAL SECURITY ADMINIST	2,857,537	3,605,243	3,605,243	0	3,605,243	0	3,605,243
53 8344 REIMBURSEMENT FROM DMA	7,618,431	6,652,150	6,652,150	0	6,652,150	0	6,652,150
53 8345 CASE SERVICE-PRIOR YEAR	891,753	500,000	500,000	0	500,000	0	500,000
53 889A BASIC SUPPORT PROGRAM	31,241,535	34,307,702	34,307,702	570,401	34,878,103	1,175,865	35,483,567
TOTAL RECEIPTS	46,306,210	45,763,644	45,763,644	570,401	46,334,045	1,175,865	46,939,509
NET APPROPRIATION	10,887,264	9,470,095	9,470,095	385,046	9,855,141	793,758	10,263,853

FUND DETAIL

4480 -  
 14480 DHHS - Division of Vocational Rehabilitation  
 1201 Establishment of Facilities

DESCRIPTION (1)	2001-2002 ACTUAL (2)	CERTIFIED (3)	2002-2003 AUTHORIZED (4)	INCR/DECR (5)	2003-2004 TOTAL (6)	INCR/DECR (7)	2004-2005 TOTAL (8)
REQUIREMENTS							
53 6993 OTHER AID & GRANTS-UCP	95,312	95,312	95,312	0	95,312	0	95,312
53 6994 OTHER AID & GRANTS-EASTE	155,706	155,706	155,706	0	155,706	0	155,706
TOTAL AID & PUBLIC ASSISTANCE	251,018	251,018	251,018	0	251,018	0	251,018
53 8102 TRANSFER TO SPECIAL REVE	0	262,784	262,784	0	262,784	0	262,784
TOTAL INTRAGOVERNMENTAL TRANSACT	0	262,784	262,784	0	262,784	0	262,784
TOTAL REQUIREMENTS	251,018	513,802	513,802	0	513,802	0	513,802
ESTIMATED RECEIPTS							
43 2996 PROVIDER MATCH	62,755	62,755	62,755	0	62,755	0	62,755
53 887Q SOCIAL SERVICES BLOCK GR	188,263	188,263	188,263	0	188,263	0	188,263
53 889A BASIC SUPPORT PROGRAM	0	262,784	262,784	0	262,784	0	262,784
TOTAL RECEIPTS	251,018	513,802	513,802	0	513,802	0	513,802
NET APPROPRIATION	0	0	0	0	0	0	0



FUND DETAIL

4480 -  
 14480 DHHS - Division of Vocational Rehabilitation  
 1301 Client Assistance Project

DESCRIPTION (1)	2001-2002 ACTUAL (2)	CERTIFIED (3)	2002-2003 AUTHORIZED (4)	INCR/DECR (5)	2003-2004 TOTAL (6)	INCR/DECR (7)	2004-2005 TOTAL (8)
REQUIREMENTS							
53 1213 SPA-REG SALARIES-UNDESIG	162,091	175,638	175,638	0	175,638	0	175,638
53 1463 EPA&SPA-LONGVTY PAY-UNDE	4,450	5,239	5,239	-1,307	3,932	-1,307	3,932
53 1513 SOCIAL SEC CONTRIB-UNDES	12,518	13,840	13,840	-100	13,740	-100	13,740
53 1523 REG RETIRE CONTRIB-UNDES	8,284	5,481	5,481	-40	5,441	-40	5,441
53 1563 MED INS CONTRIB-UNDES	8,534	11,732	11,732	0	11,732	0	11,732
TOTAL PERSONAL SERVICES	195,877	211,930	211,930	-1,447	210,483	-1,447	210,483
53 2199 MISC CONTRACTUAL SERVICE	159	5,000	5,000	0	5,000	0	5,000
53 2300 REPAIR SERVICES	396	350	350	0	350	0	350
53 2400 MAINTENANCE AGREEMENTS	801	1,552	1,552	0	1,552	0	1,552
53 2500 RENTAL/LEASES	616	300	300	0	300	0	300
53 2700 TRAVEL&OTHER EMPLOYEE EX	1,336	7,200	7,200	0	7,200	0	7,200
53 2800 COMMUNICATION&DATA PROC	2,620	2,676	2,676	0	2,676	0	2,676
53 2900 OTHER SERVICES	1,517	17,604	17,604	0	17,604	0	17,604
TOTAL PURCHASED SERVICES	7,445	34,682	34,682	0	34,682	0	34,682
53 3100 GENERAL ADMIN SUPPLIES	5,832	2,800	2,800	0	2,800	0	2,800
TOTAL SUPPLIES	5,832	2,800	2,800	0	2,800	0	2,800
53 4500 EQUIPMENT	3,370	0	0	0	0	0	0
TOTAL PROPERTY, PLANT & EQUIPMT	3,370	0	0	0	0	0	0
53 5600 ASSET & OTHER ADJUSTMENT	0	6,069	6,069	0	6,069	0	6,069
53 5800 OTHER ADMINISTRATIVE EXP	662	1,442	1,442	0	1,442	0	1,442
TOTAL OTHER EXPENSES & ADJUSTMEN	662	7,511	7,511	0	7,511	0	7,511
53 8010 DEPENDENT CARE-OP TFR	176	0	0	0	0	0	0
TOTAL INTRAGOVERNMENTAL TRANSACT	176	0	0	0	0	0	0

FUND DETAIL

4480 -  
 14480 DHHS - Division of Vocational Rehabilitation  
 1301 Client Assistance Project

DESCRIPTION (1)	2001-2002 ACTUAL (2)	CERTIFIED (3)	2002-2003 AUTHORIZED (4)	INCR/DECR (5)	2003-2004 TOTAL (6)	INCR/DECR (7)	2004-2005 TOTAL (8)
-----							
TOTAL REQUIREMENTS	213,362	256,923	256,923	-1,447	255,476	-1,447	255,476
-----							
ESTIMATED RECEIPTS							
-----							
43 7300 INDIRECT(OVERHD) COST RE	0	6,069	6,069	0	6,069	0	6,069
53 889B CLIENT ASSISTANCE PROGRA	213,293	250,854	250,854	-1,447	249,407	-1,447	249,407
-----							
TOTAL RECEIPTS	213,293	256,923	256,923	-1,447	255,476	-1,447	255,476
-----							
NET APPROPRIATION	69	0	0	0	0	0	0

FUND DETAIL

4480 -  
 14480 DHHS - Division of Vocational Rehabilitation  
 1302 Supported Employment Project

DESCRIPTION (1)	2001-2002 ACTUAL (2)	CERTIFIED (3)	2002-2003 AUTHORIZED (4)	INCR/DECR (5)	2003-2004 TOTAL (6)	INCR/DECR (7)	2004-2005 TOTAL (8)
REQUIREMENTS							
53 6114 SUPPORTED EMPLOYMENT	830,109	793,337	793,337	0	793,337	0	793,337
TOTAL AID & PUBLIC ASSISTANCE	830,109	793,337	793,337	0	793,337	0	793,337
TOTAL REQUIREMENTS	830,109	793,337	793,337	0	793,337	0	793,337
ESTIMATED RECEIPTS							
53 889D SUPPORTED EMPLOYMENT	830,109	793,337	793,337	0	793,337	0	793,337
TOTAL RECEIPTS	830,109	793,337	793,337	0	793,337	0	793,337
NET APPROPRIATION	0	0	0	0	0	0	0

FUND DETAIL

4480 -  
 14480 DHHS - Division of Vocational Rehabilitation  
 1303 Assistive Technology Project

DESCRIPTION (1)	2001-2002 ACTUAL (2)	CERTIFIED (3)	2002-2003 AUTHORIZED (4)	INCR/DECR (5)	2003-2004 TOTAL (6)	INCR/DECR (7)	2004-2005 TOTAL (8)
REQUIREMENTS							
53 1213 SPA-REG SALARIES-UNDESIG	643,122	691,344	691,344	0	691,344	0	691,344
53 1463 EPA&SPA-LONGVTY PAY-UNDE	7,948	7,000	7,000	2,321	9,321	2,321	9,321
53 1513 SOCIAL SEC CONTRIB-UNDES	48,355	52,132	52,132	1,469	53,601	1,469	53,601
53 1523 REG RETIRE CONTRIB-UNDES	31,842	21,160	21,160	70	21,230	70	21,230
53 1563 MED INS CONTRIB-UNDES	37,747	47,444	47,444	2,417	49,861	2,417	49,861
53 1625 ST DISABILITY PMT	4,836	0	0	0	0	0	0
TOTAL PERSONAL SERVICES	773,850	819,080	819,080	6,277	825,357	6,277	825,357
53 2199 MISC CONTRACTUAL SERVICE	115,903	61,600	61,600	0	61,600	0	61,600
53 2300 REPAIR SERVICES	1,298	200	200	0	200	0	200
53 2400 MAINTENANCE AGREEMENTS	1,149	0	0	0	0	0	0
53 2500 RENTAL/LEASES	33,429	31,000	31,000	10,767	41,767	12,199	43,199
53 2700 TRAVEL&OTHER EMPLOYEE EX	72,684	60,750	60,750	0	60,750	0	60,750
53 2800 COMMUNICATION&DATA PROC	30,279	21,169	21,169	0	21,169	0	21,169
53 2900 OTHER SERVICES	2,984	6,450	6,450	-1,482	4,968	-1,482	4,968
TOTAL PURCHASED SERVICES	257,726	181,169	181,169	9,285	190,454	10,717	191,886
53 3100 GENERAL ADMIN SUPPLIES	75,498	49,505	49,505	0	49,505	0	49,505
TOTAL SUPPLIES	75,498	49,505	49,505	0	49,505	0	49,505
53 4500 EQUIPMENT	142,038	34,430	34,430	0	34,430	0	34,430
TOTAL PROPERTY, PLANT & EQUIPMT	142,038	34,430	34,430	0	34,430	0	34,430
53 5600 ASSET & OTHER ADJUSTMENT	0	626	626	0	626	0	626
53 5800 OTHER ADMINISTRATIVE EXP	1,655	61	61	0	61	0	61
TOTAL OTHER EXPENSES & ADJUSTMEN	1,655	687	687	0	687	0	687
53 7110 RESERVES & OTHER DISTRIB	0	7,291	7,291	0	7,291	0	7,291
TOTAL RESERVES	0	7,291	7,291	0	7,291	0	7,291
53 8010 DEPENDENT CARE-OP TFR	620	0	0	0	0	0	0
TOTAL INTRAGOVERNMENTAL TRANSACT	620	0	0	0	0	0	0

FUND DETAIL

4480 -  
 14480 DHHS - Division of Vocational Rehabilitation  
 1303 Assistive Technology Project

DESCRIPTION (1)	2001-2002 ACTUAL (2)	CERTIFIED (3)	2002-2003 AUTHORIZED (4)	INCR/DECR (5)	2003-2004 TOTAL (6)	INCR/DECR (7)	2004-2005 TOTAL (8)
-----							
TOTAL REQUIREMENTS	1,251,387	1,092,162	1,092,162	15,562	1,107,724	16,994	1,109,156
-----							
ESTIMATED RECEIPTS							
-----							
43 2211 LOCAL FUNDS	21,883	23,533	23,533	0	23,533	0	23,533
43 7300 INDIRECT(OVERHD) COST RE	0	626	626	0	626	0	626
43 7990 OTHER MISC REV-PROGRAM	10,975	21,750	21,750	0	21,750	0	21,750
43 81C1 TRF FROM B/C 14430 DPH	62,503	1,200	1,200	0	1,200	0	1,200
43 8127 INTER-AGENCY-DPH-MCH	0	80,000	80,000	0	80,000	0	80,000
53 889E ASSISTIVE TECHNOLOGY PRO	574,283	388,335	388,335	0	388,335	0	388,335
-----							
TOTAL RECEIPTS	669,644	515,444	515,444	0	515,444	0	515,444
-----							
NET APPROPRIATION	581,743	576,718	576,718	15,562	592,280	16,994	593,712

FUND DETAIL

4480 -  
 14480 DHHS - Division of Vocational Rehabilitation  
 1305 Independent Living Programs

DESCRIPTION (1)	2001-2002 ACTUAL (2)	CERTIFIED (3)	2002-2003 AUTHORIZED (4)	INCR/DECR (5)	2003-2004 TOTAL (6)	INCR/DECR (7)	2004-2005 TOTAL (8)
REQUIREMENTS							
53 1213 SPA-REG SALARIES-UNDESIG	4,047,253	4,285,358	4,285,358	0	4,285,358	0	4,285,358
53 1463 EPA&SPA-LONGVTY PAY-UNDE	65,549	62,820	62,820	-3,551	59,269	1,819	64,639
53 1513 SOCIAL SEC CONTRIB-UNDES	306,200	332,586	332,586	-222	332,364	189	332,775
53 1523 REG RETIRE CONTRIB-UNDES	204,129	131,750	131,750	-108	131,642	55	131,805
53 1563 MED INS CONTRIB-UNDES	329,821	375,406	375,406	-2,915	372,491	-2,915	372,491
53 1625 ST DISABILITY PMT	8,190	0	0	0	0	0	0
53 1631 WRKER COMP-MED PAYMENTS	635	0	0	0	0	0	0
53 1651 COMPENSATION TO BOARD ME	2,724	1,800	1,800	0	1,800	0	1,800
TOTAL PERSONAL SERVICES	4,964,501	5,189,720	5,189,720	-6,796	5,182,924	-852	5,188,868
53 2170 ADMIN SERVICES	634	0	0	0	0	0	0
53 2184 JANITORIAL SER AGREEMENT	20,468	17,378	17,378	0	17,378	0	17,378
53 2185 WASTE REM/RECY SER AGREE	22	0	0	0	0	0	0
53 2187 PEST CONTROL AGREEMENT	0	67	67	0	67	0	67
53 2199 MISC CONTRACTUAL SERVICE	81,574	53,550	53,550	0	53,550	0	53,550
53 2200 UTILITY/ENERGY SERVICES	10,433	13,821	13,821	346	14,167	705	14,526
53 2300 REPAIR SERVICES	3,691	4,502	4,502	0	4,502	0	4,502
53 2400 MAINTENANCE AGREEMENTS	12,638	18,117	18,117	0	18,117	0	18,117
53 2500 RENTAL/LEASES	469,565	503,189	503,189	31,038	534,227	36,766	539,955
53 2700 TRAVEL&OTHER EMPLOYEE EX	176,198	184,590	184,590	0	184,590	0	184,590
53 2800 COMMUNICATION&DATA PROC	86,646	90,474	90,474	0	90,474	0	90,474
53 2900 OTHER SERVICES	61,960	51,274	51,274	0	51,274	0	51,274
TOTAL PURCHASED SERVICES	923,829	936,962	936,962	31,384	968,346	37,471	974,433
53 3100 GENERAL ADMIN SUPPLIES	27,077	47,318	47,318	0	47,318	0	47,318
TOTAL SUPPLIES	27,077	47,318	47,318	0	47,318	0	47,318
53 4500 EQUIPMENT	0	24,608	24,608	0	24,608	0	24,608
TOTAL PROPERTY, PLANT & EQUIPMT	0	24,608	24,608	0	24,608	0	24,608
53 5800 OTHER ADMINISTRATIVE EXP	1,538	3,000	3,000	0	3,000	0	3,000
TOTAL OTHER EXPENSES & ADJUSTMEN	1,538	3,000	3,000	0	3,000	0	3,000
53 6111 MEDICAL	2,521,006	2,919,232	2,919,232	144,064	3,063,296	279,896	3,199,128
53 6112 NON-MEDICAL	3,465,937	3,062,675	3,062,675	18,483	3,081,158	37,487	3,100,162
53 6113 IL - ATTENDANT CARE	3,399,085	3,774,000	3,774,000	190,587	3,964,587	388,722	4,162,722

FUND DETAIL

4480 -  
 14480 DHHS - Division of Vocational Rehabilitation  
 1305 Independent Living Programs

DESCRIPTION (1)	2001-2002 ACTUAL (2)	CERTIFIED (3)	2002-2003 AUTHORIZED (4)	INCR/DECR (5)	2003-2004 TOTAL (6)	INCR/DECR (7)	2004-2005 TOTAL (8)
REQUIREMENTS							
53 6120 CASE SERVICE-GROUP	3,121	2,500	2,500	0	2,500	0	2,500
53 6132 IL-CONTRACT-CLIENT SERVI	121,142	97,721	97,721	0	97,721	0	97,721
TOTAL AID & PUBLIC ASSISTANCE	9,510,291	9,856,128	9,856,128	353,134	10,209,262	706,105	10,562,233
53 8010 DEPENDENT CARE-OP TFR	2,163	0	0	0	0	0	0
TOTAL INTRAGOVERNMENTAL TRANSACT	2,163	0	0	0	0	0	0
TOTAL REQUIREMENTS	15,429,399	16,057,736	16,057,736	377,722	16,435,458	742,724	16,800,460
ESTIMATED RECEIPTS							
53 8345 CASE SERVICE-PRIOR YEAR	26,072	10,000	10,000	0	10,000	0	10,000
53 889C INDEPENDENT LIVING-PARTB	385,915	376,334	376,334	0	376,334	0	376,334
TOTAL RECEIPTS	411,987	386,334	386,334	0	386,334	0	386,334
NET APPROPRIATION	15,017,412	15,671,402	15,671,402	377,722	16,049,124	742,724	16,414,126

FUND DETAIL

4480 -  
 14480 DHHS - Division of Vocational Rehabilitation  
 191A Statewide Reserve

DESCRIPTION (1)	2001-2002 ACTUAL (2)	CERTIFIED (3)	2002-2003 AUTHORIZED (4)	INCR/DECR (5)	2003-2004 TOTAL (6)	INCR/DECR (7)	2004-2005 TOTAL (8)
ESTIMATED RECEIPTS							
43 8042 STATEWIDE RESERVES	128,199	0	0	0	0	0	0
TOTAL RECEIPTS	128,199	0	0	0	0	0	0
NET APPROPRIATION	-128,199	0	0	0	0	0	0



FUND DETAIL

4480 -  
 14480 DHHS - Division of Vocational Rehabilitation  
 1991 Indirect Reserve

DESCRIPTION (1)	2001-2002 ACTUAL (2)	CERTIFIED (3)	2002-2003 AUTHORIZED (4)	INCR/DECR (5)	2003-2004 TOTAL (6)	INCR/DECR (7)	2004-2005 TOTAL (8)
REQUIREMENTS							
53 7110 RESERVES & OTHER DISTRIB	0	14,145	14,145	0	14,145	0	14,145
TOTAL RESERVES	0	14,145	14,145	0	14,145	0	14,145
53 81D1 TRANSFER TO B/C 14410 CM	37,019	37,019	37,019	0	37,019	0	37,019
53 81N1 TRANSFER TO B/C 14480 DV	14,736	785,204	785,204	0	785,204	0	785,204
53 819A TRANS TO 14100-DOA	93,062	138,235	138,235	0	138,235	0	138,235
TOTAL INTRAGOVERNMENTAL TRANSACT	144,817	960,458	960,458	0	960,458	0	960,458
TOTAL REQUIREMENTS	144,817	974,603	974,603	0	974,603	0	974,603
ESTIMATED RECEIPTS							
43 2211 LOCAL FUNDS	0	626	626	0	626	0	626
43 81B1 TRANSF FROM B/C 24481 DD	61,816	0	0	0	0	0	0
43 81P1 TRF FROM B/C 14460 DMH	91,000	0	0	0	0	0	0
43 8121 INTER-AGENCY FUNDS - DDS	0	183,674	183,674	0	183,674	0	183,674
43 8123 INTER-AGENCY FUNDS-DSB	0	70,430	70,430	0	70,430	0	70,430
43 8125 INTER-AGENCY-COMMERCE	0	9,359	9,359	0	9,359	0	9,359
53 889A BASIC SUPPORT PROGRAM	0	699,678	699,678	0	699,678	0	699,678
53 889B CLIENT ASSISTANCE PROGRA	0	6,069	6,069	0	6,069	0	6,069
53 889H ALLIANCE EMPLOYMT ENHANC	0	4,767	4,767	0	4,767	0	4,767
TOTAL RECEIPTS	152,816	974,603	974,603	0	974,603	0	974,603
NET APPROPRIATION	-7,999	0	0	0	0	0	0

